

**THE BOARD OF SUPERVISORS OF THE COUNTY OF STANISLAUS  
BOARD ACTION SUMMARY**

DEPT: Treasurer / Tax Collector

BOARD AGENDA: 5.B.1  
AGENDA DATE: August 27, 2024

**SUBJECT:**

Acceptance of the Stanislaus County Treasury Pool June 2024 Monthly Investment Report


**BOARD ACTION AS FOLLOWS:**

**RESOLUTION NO. 2024-0464**

On motion of Supervisor Withdraw Seconded by Supervisor B. Condit  
and approved by the following vote,  
Ayes: Supervisors: B. Condit, Chiesa, Withrow, C. Condit, and Chairman Grewal  
Noes: Supervisors: None  
Excused or Absent: Supervisors: None  
Abstaining: Supervisor: None

- 1)  Approved as recommended
- 2)  Denied
- 3)  Approved as amended
- 4)  Other:

MOTION:

ATTEST:   
ELIZABETH A. KING, Clerk of the Board of Supervisors

File No.

**THE BOARD OF SUPERVISORS OF THE COUNTY OF STANISLAUS  
AGENDA ITEM**

DEPT: Treasurer / Tax Collector

BOARD AGENDA:5.B.1  
AGENDA DATE: August 27, 2024

CONSENT:

CEO CONCURRENCE: YES

4/5 Vote Required: No

---

**SUBJECT:**

Acceptance of the Stanislaus County Treasury Pool June 2024 Monthly Investment Report

**STAFF RECOMMENDATION:**

1. Accept the June 2024 Investment Report for the Stanislaus County Treasury Pool.
2. Authorize the Chairman of the Board of Supervisors to sign on behalf of the Board that the report has been reviewed and accepted.

**DISCUSSION:**

On April 16, 1996, the Board of Supervisors enacted Code Sections 2.30.010 through 2.30.040. This provides for a comprehensive policy of investment delegation and oversight, including:

- Delegation of day-to-day investment to the County Treasurer-Tax Collector
- Qualifications for the Office of County Treasurer-Tax Collector
- Establishment of a Treasury Pool Oversight Committee

On June 20, 2023, the Board of Supervisors reviewed and adopted revisions to the Investment Policy (Policy), effective July 1, 2023. Revisions to the Policy were prepared by the Stanislaus County Treasurer-Tax Collector and reviewed for conformity with California State law by the Treasury Oversight Committee members comprised of the County Auditor-Controller, the County Superintendent of Schools' designee, and a member of the public, who is familiar with investments.

The Policy includes language that mandates the preparation of the monthly report and provides guidelines for its contents. Each monthly report contains a summary, with sufficient detail to show investment activity and compliance with legal and policy directives. The report is prepared by the Stanislaus County Treasurer-Tax Collector's Office, reviewed by the Treasurer-Tax Collector for conformity with the Stanislaus County Treasury Pool Investment Policy and distributed to the Treasury Pool Oversight Committee.

The Stanislaus County Treasury Pool yield to maturity for June 2024 was 3.509%. The Average-Days-to-Maturity was 297 days. With the current cash flow and investment schedule, the Treasury is projecting sufficient cash to meet historical cash needs for the next six months, through the end of December 2024.

To provide additional information regarding the composition of the Treasury Pool and the diversity of holdings, the Treasurer-Tax Collector's monthly investment report includes a comparison of the Treasury Pool investment holdings year-on-year, and a comparison of the Stanislaus County Treasury Pool to similar investment pools in the eight comparable counties. It should be noted that differences in size, cash flow, need, and composition of funds impact the strategy used and that earnings rates will fluctuate over time.

Upon acceptance and signature of the Chairman, the report can be viewed on the Stanislaus County Treasurer-Tax Collector's Office website at:

<http://www.stancounty.com/tr-tax/treasury.shtm>.

**POLICY ISSUE:**

Section 27133(e) of the State of California Government Code requires that the Treasurer of any county having an Oversight Committee prepare an investment report for said Committee. Section 2.30.040 of the Stanislaus County Code establishes the Treasury Oversight Committee and the Stanislaus County Investment Policy further mandates preparation, review, and acceptance of the investment report.

**FISCAL IMPACT:**

Costs associated with administration of the Pool, including the cost to produce the Monthly Investment Report (estimated at \$800 per month) are deducted from interest earnings before distribution is made to the participating agencies' funds.

**BOARD OF SUPERVISORS' PRIORITY:**

The recommended actions are consistent with the Board's priority of *Delivering Efficient Public Services* by providing transparency and adherence to the law through the issuance of monthly investment reports.

**STAFFING IMPACT:**

There is no staffing impact associated with acceptance of the Treasury Pool's Monthly Investment Report. Existing Department staff prepares the monthly report.

**CONTACT PERSON:**

Donna Riley, Treasurer-Tax Collector

Telephone: (209) 525-4466

**ATTACHMENT(S):**

1. June 2024 Monthly Investment Report



OFFICE OF TREASURER/TAX COLLECTOR

Donna Riley
Treasurer/Tax Collector

PO Box 3052, Modesto, CA 95353-0859
Phone: 209.525.6524 Fax: 209.525-4333

Stanislaus County Treasury – Pooled Investments
Monthly Investment Report
June 2024

The Stanislaus County Treasury Pool yield to maturity for June 2024 was 3.509%, with an Average-Days-to-Maturity of 297 days.

With the current cash flow and investment schedule, the Pool will have sufficient cash to meet historical cash needs for the next six months, through the end of December 2024, as noted below.

Table with 6 columns: Month, Revenue, Expenditures, Net Cash Flow, Maturities, Projected Surplus/(Deficit). Rows for Jul-24 through Dec-24.

The report has been prepared by the Chief Deputy Treasurer, reviewed by the Assistant Treasurer - Tax Collector, and submitted by the Treasurer/Tax Collector. The portfolio has been reviewed for compliance with the investment policy. The US Bank custodial statement is the source of market valuation for ecurities held by our custodial agent. All other securities are valued at cost.

The Treasury Monthly Investment Report for June 2024 has been provided to the Treasury Oversight Committee members for review.

Karen Helms
Karen Helms, Chief Deputy Treasurer

7/29/24
Date

Dolores Sarenana
Dolores Sarenana, Asst Treasurer - Tax Collector

7/29/24
Date

Donna Riley, Treasurer - Tax Collector

07/29/2024
Date

The County of Stanislaus Board of Supervisors has reviewed and accepted the June 2024 Treasurer’s Monthly Investment Report.

Chair, Board of Supervisors

8/27/2024
Date



## Stanislaus County Treasury - Pooled Investments Investment Pool Summary June 30, 2024

CASHFLOW	JUNE 2024	YTD FY 23/24	JUNE 2023	YTD FY 22/23
BEG. CASH BALANCE	\$ 2,881,179,770.05	\$ 2,691,900,459.20	\$ 2,686,058,193.87	\$ 2,194,390,009.89
RECEIPTS	379,985,556.60	4,331,164,827.73	356,822,511.99	4,322,793,157.54
DISBURSEMENTS	(366,375,449.23)	(4,128,275,409.51)	(350,980,246.66)	(3,825,282,708.23)
ENDING CASH BALANCE	\$ 2,894,789,877.42	\$ 2,894,789,877.42	\$ 2,691,900,459.20	\$ 2,691,900,459.20

INTEREST INCOME	JUNE 2024	YTD FY 23/24	JUNE 2023	YTD FY 22/23
INTEREST RECEIVED	\$ 7,911,752.48	\$ 71,302,378.67	\$ 6,077,719.69	\$ 29,555,901.97
TREASURY EXPENSE	(111,179.34)	(718,183.72)	(210,249.91)	(723,770.42)
AUDITOR EXPENSE	(10,954.87)	(124,917.46)	(9,890.62)	(142,096.78)
NET DISTRIBUTION	\$ 7,789,618.27	\$ 70,459,277.49	\$ 5,857,579.16	\$ 28,690,034.77

BALANCE - 06/30/2024	ORACLE BOOK VALUE	MARKET VALUE	MAX INVEST. AS % OF TOTAL	ORACLE BOOK VALUE AS % OF TOTAL*	MAX DAYS TO MATURE	AVG DAYS TO MATURE	YTM 360 EQUIV.
NEGOTIABLE CERT. OF DEPOSIT	\$ 90,671,932.99	\$ 90,619,468.30	30.00%	3.16%	1,825	207	5.582%
COMMERCIAL PAPER	161,522,230.45	162,638,282.64	40.00%	5.63%	270	57	5.420%
MANAGED POOL - CAMP	647,150,000.00	647,150,000.00		22.55%		1	5.356%
AGENCIES	891,652,639.76	858,819,793.58		31.06%	1,825	513	1.717%
AGENCIES - AMORTIZING	121,516,988.89	123,143,500.00		4.23%	1,825	104	5.274%
TREASURIES	410,748,487.56	406,729,300.00		14.31%	1,825	394	3.673%
TREASURIES - AMORTIZING	203,112,972.94	207,424,050.00		7.08%	1,825	89	5.275%
MEDIUM TERM NOTES	342,352,264.55	324,308,071.71	30.00%	11.93%	1,825	509	1.345%
MUNICIPAL BONDS	1,750,000.00	1,714,965.00		0.06%	1,825	155	0.552%
TOTAL INVESTMENTS	\$ 2,870,477,517.14	\$ 2,822,547,431.23		100.00%		297	3.509%
BOOK CASH BALANCE	24,312,360.28	24,312,360.28					
TOTAL	\$ 2,894,789,877.42	\$ 2,846,859,791.51					

### BOOK & BANK BALANCE RECONCILIATION

ORACLE FMS ENDING BOOK CASH BALANCE	\$ 23,975,634.73
TREASURY DEPOSITS IN TRANSIT (VAULT)	336,725.55
BANK RETURNED CHECKS	0.00
BOOK CASH BALANCE	\$ 24,312,360.28
<u>UNRECORDED BANK ITEMS</u>	
TREASURY/TAXES CREDIT CARD REVENUE	(579,035.94)
TREASURY DEPOSITS IN TRANSIT (CASH/COIN SHIPMENTS)	0.00
TREASURY CASH ON HAND (VAULT)	(336,725.55)
<u>UNRECORDED BOOK ITEMS</u>	
BANK CREDITS/REVENUE	0.00
BANK DEBITS/WITHDRAWALS	0.00
BANK RETURNED CHECKS	0.00
BANK CASH BALANCE	\$ 23,396,598.79

### ORACLE FMS TOTAL INVESTMENTS RECONCILIATION

POOLED CASH - ALL FUNDS ON DEPOSIT	\$ 2,810,358,054.38
OUTSTANDING CHECKS/TRANSACTIONS	\$ 84,375,711.58
UNDISTRIBUTED YTD INTEREST ( <i>Lags one month for distribution</i> )	\$ 56,111.46
TOTAL CASH & INVESTMENTS	\$ 2,894,789,877.42

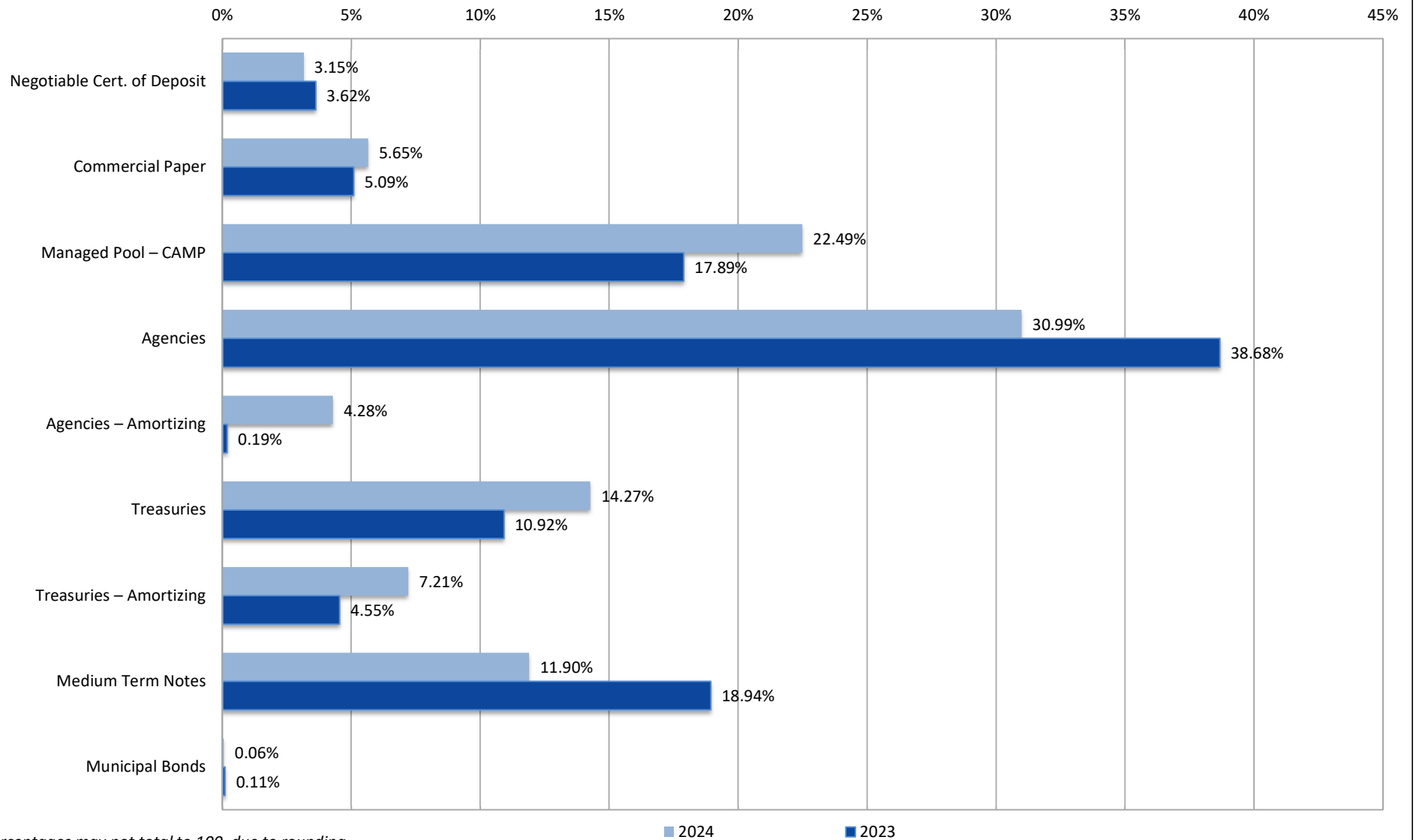
### POOLED CASH PARTICIPANT DETAIL\*

COUNTY	32.05%	\$ 900,695,889.06
SCHOOL DISTRICTS	66.01%	\$ 1,855,202,898.12
SPECIAL DISTRICTS	1.94%	\$ 54,459,267.20
TOTAL	100.00%	\$ 2,810,358,054.38

\*Percentages may not total to 100, due to rounding



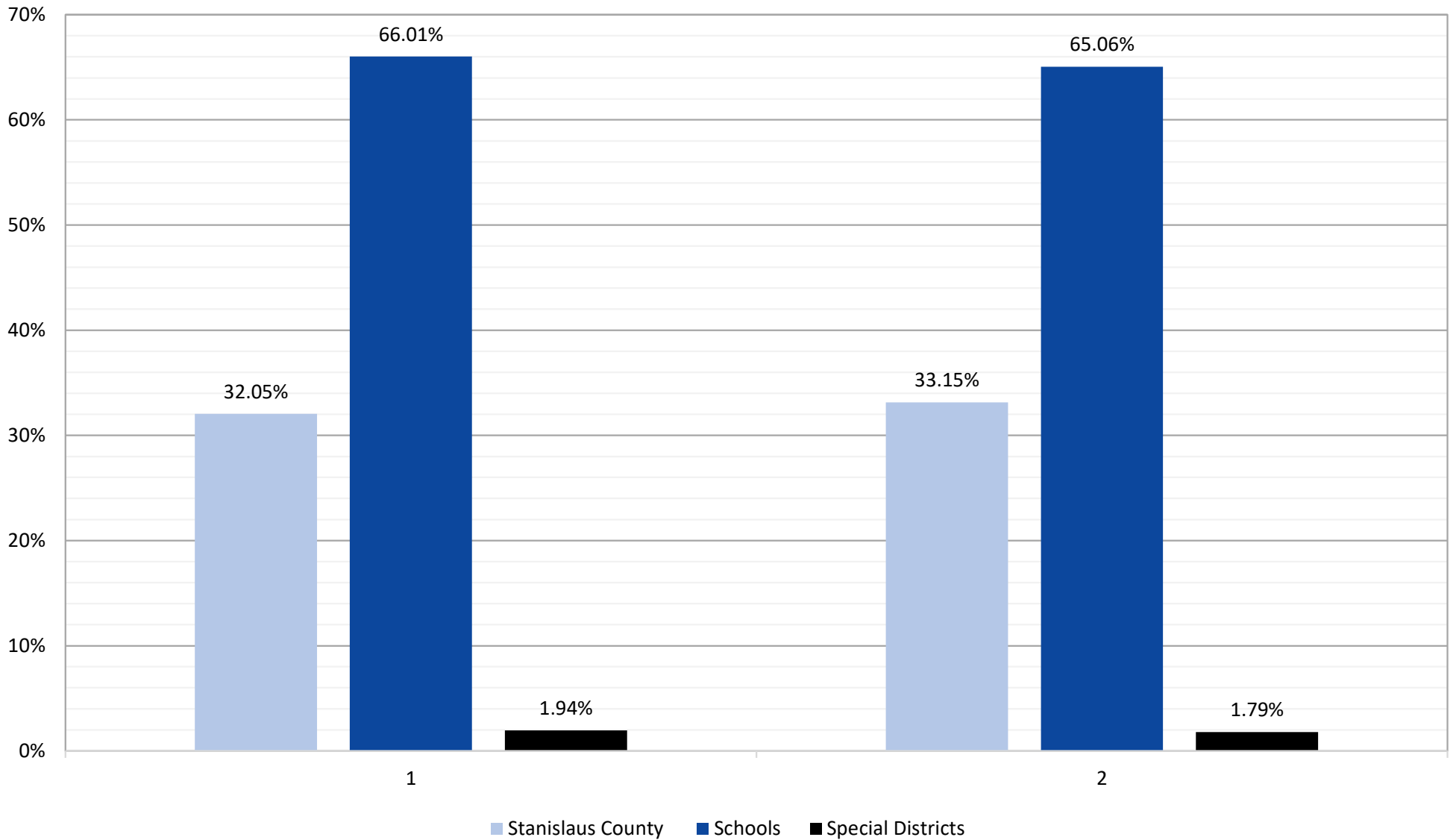
### Stanislaus County Treasury - Pooled Investments Change in Asset Distribution Year-On-Year\* June 30, 2024 vs. June 30, 2023



\*Percentages may not total to 100, due to rounding



### Stanislaus County Treasury - Pooled Investments Pool Participation Year-On-Year June 30, 2024 vs. June 30, 2023

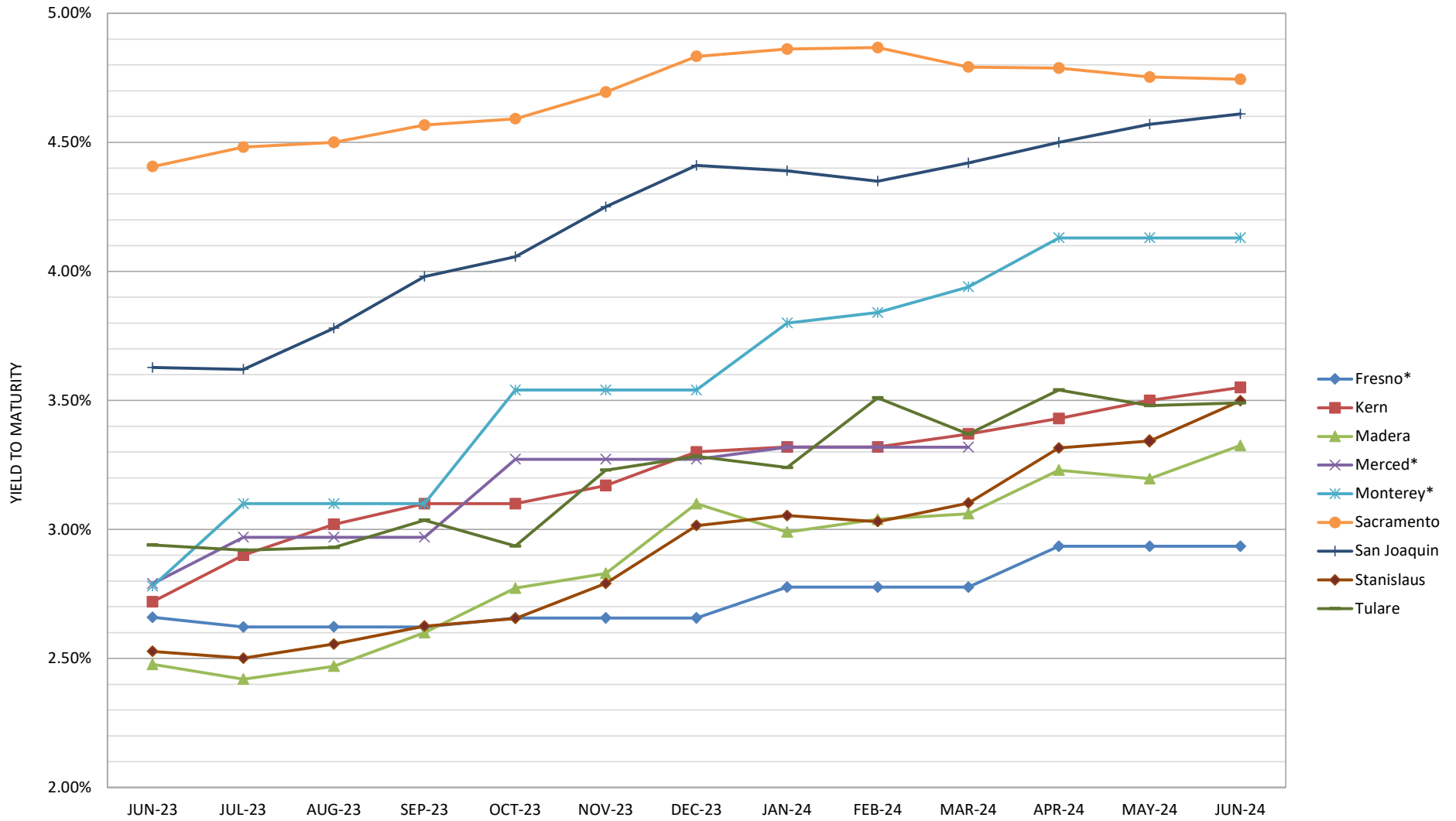








### Stanislaus County Treasury - Pooled Investments Comparison of Yield to Maturity for the Eight Comparable Counties June 2023 through June 2024



\*PUBLISHED QUARTERLY



**Stanislaus County Treasury - Pooled Investments  
Reconciliation of Received Interest  
June 2024**

Date	90103 JPM Checking	90110/11 Certificate of Deposit	90115 Commercial Paper	90125 Managed Pool - LAIF	90126 Managed Pool - CAMP	90130/31 Agencies - Coupon & Amortizing	90132/33 Treasuries - Coupon & Amortizing	90140 Medium Term Notes	90145 Municipal Bonds	Treasury Total	Oracle Cloud	Variance
1										\$ -		\$ -
2										-		-
3	66,228.78				3,939,158.05			104,812.50	4,900.00	4,115,099.33	4,115,099.33	-
4										-		-
5										-		-
6						96,681.95				96,681.95	96,681.95	-
7										-		-
8										-		-
9										-		-
10						126,500.00				126,500.00	126,500.00	-
11										-		-
12						43,750.00				43,750.00	43,750.00	-
13										-		-
14			423,750.00			278,840.08				702,590.08	702,590.08	-
15										-		-
16										-		-
17						79,559.26	653,905.92			733,465.18	733,465.18	-
18								140,625.00		140,625.00	140,625.00	-
19										-		-
20						20,483.48				20,483.48	20,483.48	-
21										-		-
22										-		-
23										-		-
24						104,362.96				104,362.96	104,362.96	-
25										-		-
26										-		-
27							1,264,486.11			1,264,486.11	1,264,486.11	-
28						48,750.00				48,750.00	48,750.00	-
29										-		-
30	74,853.67									74,853.67	74,853.67	-
AMORT						22,482.55	458,656.76	(41,034.59)		440,104.72	440,104.72	-
<b>TOTAL</b>	<b>\$141,082.45</b>	<b>\$ -</b>	<b>\$ 423,750.00</b>	<b>\$ -</b>	<b>\$ 3,939,158.05</b>	<b>\$ 821,410.28</b>	<b>\$ 2,377,048.79</b>	<b>\$ 204,402.91</b>	<b>\$ 4,900.00</b>	<b>\$ 7,911,752.48</b>	<b>\$ 7,911,752.48</b>	<b>\$ -</b>



**Stanislaus County Pool FY 2024  
Portfolio Management  
Portfolio Summary  
June 30, 2024**

<b>Investments</b>	<b>Par Value</b>	<b>Market Value</b>	<b>Book Value</b>	<b>% of Portfolio</b>	<b>Term</b>	<b>Days to Maturity</b>	<b>YTM 360 Equiv.</b>
Negotiable CDs	90,610,000.00	90,619,468.30	90,656,142.39	3.15	336	207	5.582
Commercial Paper Disc. -Amortizing	164,016,000.00	162,638,282.64	162,615,141.53	5.65	102	57	5.420
Managed Pool Account - CAMP	647,150,000.00	647,150,000.00	647,150,000.00	22.49	1	1	5.356
Federal Agency Coupon Securities	892,639,000.00	858,819,793.58	891,648,209.76	30.99	1,468	513	1.717
Federal Agency Disc. -Amortizing	125,000,000.00	123,143,500.00	123,161,390.97	4.28	198	104	5.274
Treasury Coupon Securities	415,000,000.00	406,729,300.00	410,719,505.63	14.27	888	394	3.673
Treasury Discounts -Amortizing	210,000,000.00	207,424,050.00	207,380,388.12	7.21	235	89	5.275
Medium Term Notes	342,317,000.00	324,308,071.71	342,355,000.20	11.90	1,567	509	1.345
Municipal Bonds	1,750,000.00	1,714,965.00	1,750,000.00	0.06	1,578	155	0.552
	<b>2,888,482,000.00</b>	<b>2,822,547,431.23</b>	<b>2,877,435,778.60</b>	<b>100.00%</b>	<b>811</b>	<b>297</b>	<b>3.509</b>

<b>Total Earnings</b>	<b>June 28 Month Ending</b>	<b>Fiscal Year To Date</b>
Current Year	7,402,133.84	77,422,425.70
<b>Average Daily Balance</b>	<b>2,812,960,808.98</b>	<b>2,639,939,604.11</b>
<b>Effective Rate of Return</b>	<b>3.43%</b>	<b>2.94%</b>

**Stanislaus County Pool FY 2024  
Portfolio Management  
Portfolio Details - Investments  
June 30, 2024**

CUSIP	Investment #	Issuer	Average Balance	Purchase Date	Par Value	Market Value	Book Value	Stated Rate	YTM 360	YTM 365	Days to Maturity	Maturity Date
<b>Negotiable CDs</b>												
53947BY79	4044	Lloyds Bank Corp		06/24/2024	25,000,000.00	25,003,000.00	25,000,000.00	5.350	5.350	5.424	361	06/25/2025
63873Q3Z5	4045	Natixis Banque Popular NY		06/24/2024	25,000,000.00	24,999,000.00	25,000,000.00	5.380	5.380	5.455	362	06/26/2025
85325VJN1	4011	Standard Chartered Bk NY		10/27/2023	25,000,000.00	25,007,000.00	25,000,000.00	5.900	5.900	5.982	27	07/26/2024
96130AUE6	3989	Westpac Capital		07/25/2023	15,610,000.00	15,610,468.30	15,656,142.39	5.900	5.770	5.850	2	07/01/2024
<b>Subtotal and Average</b>			<b>49,585,340.79</b>		<b>90,610,000.00</b>	<b>90,619,468.30</b>	<b>90,656,142.39</b>		<b>5.582</b>	<b>5.660</b>	<b>207</b>	
<b>Commercial Paper Disc. -Amortizing</b>												
03785DGA8	4039	Apple Inc		06/26/2024	25,000,000.00	24,966,750.00	24,959,895.83	5.250	5.261	5.334	11	07/10/2024
06741FGV3	4040	Barclays US		06/24/2024	25,000,000.00	24,896,250.00	24,888,958.33	5.330	5.358	5.432	30	07/29/2024
5148X0M28	4047	Landesbank BW-NY		06/25/2024	25,000,000.00	24,419,250.00	24,425,833.33	5.300	5.428	5.503	156	12/02/2024
26024THP1	4055	Metlife ST FDG		06/26/2024	24,016,000.00	23,824,832.64	23,820,801.26	5.320	5.366	5.441	55	08/23/2024
62479LGRO	4035	MUFG Bank LTD/NY		03/18/2024	10,000,000.00	9,964,400.00	9,962,083.33	5.250	5.351	5.425	26	07/25/2024
62479LJP1	4043	MUFG Bank LTD/NY		06/24/2024	25,000,000.00	24,682,000.00	24,681,083.34	5.340	5.413	5.488	86	09/23/2024
63873JGF1	4014	Natixis Banque Popular NY		11/09/2023	20,000,000.00	19,958,400.00	19,950,577.78	5.560	5.833	5.914	16	07/15/2024
63873JHK9	4036	Natixis Banque Popular NY		03/18/2024	10,000,000.00	9,926,400.00	9,925,908.33	5.230	5.350	5.424	51	08/19/2024
<b>Subtotal and Average</b>			<b>61,959,549.84</b>		<b>164,016,000.00</b>	<b>162,638,282.64</b>	<b>162,615,141.53</b>		<b>5.420</b>	<b>5.496</b>	<b>57</b>	
<b>Managed Pool Account - CAMP</b>												
CAMP	62	California Asset Management Pr			647,150,000.00	647,150,000.00	647,150,000.00	5.430	5.356	5.430	1	
<b>Subtotal and Average</b>			<b>836,736,607.14</b>		<b>647,150,000.00</b>	<b>647,150,000.00</b>	<b>647,150,000.00</b>		<b>5.356</b>	<b>5.430</b>	<b>1</b>	
<b>Federal Agency Coupon Securities</b>												
31422BYS3	3804	Farmer Mac.		06/25/2021	17,753,000.00	17,105,193.03	17,748,662.90	0.650	0.671	0.680	303	04/28/2025
31424WCY6	4018	Farmer Mac.		12/06/2023	5,000,000.00	4,990,000.00	5,000,000.00	4.800	4.738	4.804	458	09/30/2025
31424WKT8	4050	Farmer Mac.		06/25/2024	10,000,000.00	10,000,000.00	10,000,000.00	5.120	5.050	5.120	363	06/27/2025
31422B2J8	3735	Farmer Mac		10/29/2020	5,000,000.00	4,717,800.00	4,999,840.00	0.500	0.496	0.502	487	10/29/2025
3133ELZ80	3693	Federal Farm Credit Bank		07/29/2020	25,000,000.00	23,839,750.00	25,000,000.00	0.580	0.572	0.580	395	07/29/2025
3133EL2S2	3694	Federal Farm Credit Bank		08/04/2020	10,000,000.00	9,539,600.00	10,000,000.00	0.670	0.661	0.670	401	08/04/2025
3133EL4W1	3715	Federal Farm Credit Bank		09/04/2020	10,000,000.00	9,508,800.00	9,998,838.64	0.610	0.612	0.620	422	08/25/2025
3133EL6V1	3719	Federal Farm Credit Bank		09/14/2020	10,000,000.00	9,894,000.00	9,999,604.46	0.430	0.444	0.450	73	09/10/2024
3133EMB0	3729	Federal Farm Credit Bank		10/01/2020	5,000,000.00	4,730,750.00	4,998,748.61	0.530	0.543	0.550	457	09/29/2025
3133EMCN0	3734	Federal Farm Credit Bank		10/15/2020	5,000,000.00	4,922,100.00	4,999,447.92	0.400	0.432	0.438	108	10/15/2024
3133EMEC2	3739	Federal Farm Credit Bank		11/09/2020	10,000,000.00	9,436,100.00	9,995,357.54	0.530	0.558	0.566	480	10/22/2025
3133EMJP8	3754	Federal Farm Credit Bank		12/10/2020	20,000,000.00	19,330,800.00	20,000,000.00	0.490	0.483	0.490	254	03/10/2025
3133EMH47	3799	Federal Farm Credit Bank		06/24/2021	20,000,000.00	19,103,400.00	19,990,307.26	0.600	0.642	0.651	352	06/16/2025
3133EM3Y6	3834	Federal Farm Credit Bank		09/01/2021	15,000,000.00	13,807,800.00	15,000,000.00	0.930	0.917	0.930	794	09/01/2026

Portfolio POOL  
AC  
PM (PRF\_PM2) 7.3.0

**Stanislaus County Pool FY 2024  
Portfolio Management  
Portfolio Details - Investments  
June 30, 2024**

CUSIP	Investment #	Issuer	Average Balance	Purchase Date	Par Value	Market Value	Book Value	Stated Rate	YTM 360	YTM 365	Days to Maturity	Maturity Date
<b>Federal Agency Coupon Securities</b>												
3133ENDC1	3848	Federal Farm Credit Bank		11/03/2021	10,000,000.00	9,236,100.00	10,000,000.00	1.330	1.312	1.330	857	11/03/2026
3133ENDC1	3857	Federal Farm Credit Bank		11/03/2021	10,000,000.00	9,236,100.00	10,000,000.00	1.330	1.312	1.330	857	11/03/2026
3133ENGN4	3866	Federal Farm Credit Bank		12/09/2021	15,000,000.00	14,688,000.00	15,000,000.00	0.970	0.957	0.970	163	12/09/2024
3133EPWP6	4004	Federal Farm Credit Bank		09/25/2023	5,000,000.00	5,000,150.00	5,000,000.00	5.500	5.432	5.507	149	11/25/2024
3133EPZN8	4010	Federal Farm Credit Bank		10/24/2023	10,000,000.00	10,210,500.00	10,000,000.00	5.000	4.932	5.000	1,578	10/24/2028
3133EPC60	4016	Federal Farm Credit Bank		11/15/2023	10,000,000.00	10,001,700.00	9,971,035.56	4.625	4.655	4.720	1,234	11/15/2027
3133EPW68	4031	Federal Farm Credit Bank		01/29/2024	10,000,000.00	9,882,800.00	9,970,040.04	4.125	4.321	4.381	572	01/22/2026
3133EP2T1	4032	Federal Farm Credit Bank		02/12/2024	10,000,000.00	9,887,300.00	9,991,322.23	4.125	4.127	4.184	958	02/12/2027
3133EP5S0	4033	Federal Farm Credit Bank		03/20/2024	5,000,000.00	4,962,500.00	4,992,084.38	4.250	4.238	4.297	1,360	03/20/2028
3133EP5U5	4034	Federal Farm Credit Bank		03/20/2024	5,000,000.00	4,942,650.00	4,986,055.42	4.125	4.152	4.210	1,725	03/20/2029
3133EP7C3	4037	Federal Farm Credit Bank		04/01/2024	10,000,000.00	9,962,300.00	10,000,000.00	4.625	4.562	4.625	641	04/01/2026
3133ERHT1	4046	Federal Farm Credit Bank		06/24/2024	10,000,000.00	9,981,100.00	9,999,007.58	4.750	4.694	4.759	664	04/24/2026
3133ERJH5	4049	Federal Farm Credit Bank		06/25/2024	25,000,000.00	24,970,750.00	24,987,638.89	5.000	4.983	5.052	361	06/25/2025
3133ERJZ5	4059	Federal Farm Credit Bank		06/28/2024	10,000,000.00	9,982,400.00	9,998,601.30	4.500	4.443	4.505	1,094	06/28/2027
3130A2UW4	3644	Federal Home Loan Bank		10/25/2019	20,000,000.00	19,896,600.00	20,046,967.69	2.875	1.657	1.680	76	09/13/2024
3130AJZ36	3707	Federal Home Loan Bank		08/27/2020	10,000,000.00	9,504,800.00	9,997,677.78	0.600	0.612	0.620	424	08/27/2025
3130AJZH5	3712	Federal Home Loan Bank		09/04/2020	3,000,000.00	2,975,310.00	2,999,969.64	0.450	0.450	0.456	59	08/27/2024
3130AK4T0	3718	Federal Home Loan Bank		09/11/2020	5,000,000.00	4,743,000.00	4,998,800.00	0.580	0.592	0.600	439	09/11/2025
3130AKZP4	3773	Federal Home Loan Bank		02/26/2021	15,000,000.00	13,967,400.00	15,000,000.00	0.600	0.592	0.600	607	02/26/2026
3130ALCV4	3783	Federal Home Loan Bank		04/13/2021	10,000,000.00	9,334,100.00	9,969,417.48	0.750	0.927	0.940	605	02/24/2026
3130ALYU2	3787	Federal Home Loan Bank		04/28/2021	10,000,000.00	9,384,600.00	10,000,000.00	1.000	0.986	1.000	578	01/28/2026
3130AM2J0	3789	Federal Home Loan Bank		04/28/2021	10,000,000.00	9,329,300.00	10,000,000.00	1.050	1.036	1.050	668	04/28/2026
3130ALZQ0	3790	Federal Home Loan Bank		04/28/2021	10,000,000.00	9,380,900.00	10,000,000.00	1.250	1.011	1.025	668	04/28/2026
3130AM6U1	3791	Federal Home Loan Bank		04/28/2021	10,000,000.00	9,380,900.00	10,000,000.00	1.250	0.986	1.000	668	04/28/2026
3130AMKN1	3795	Federal Home Loan Bank		05/27/2021	18,600,000.00	17,571,234.00	18,600,000.00	1.500	1.036	1.050	697	05/27/2026
3130AMZP0	3816	Federal Home Loan Bank		06/30/2021	15,000,000.00	14,545,200.00	14,999,047.99	0.650	0.651	0.660	244	02/28/2025
3130AMX80	3818	Federal Home Loan Bank		06/30/2021	4,950,000.00	4,786,105.50	4,950,000.00	0.670	0.661	0.670	272	03/28/2025
3130AN4X5	3820	Federal Home Loan Bank		07/01/2021	15,000,000.00	14,498,250.00	15,000,000.00	0.670	0.661	0.670	276	04/01/2025
3130ANG95	3823	Federal Home Loan Bank		08/24/2021	8,540,000.00	7,916,665.40	8,540,000.00	1.250	1.011	1.025	786	08/24/2026
3130AN4T4	3829	Federal Home Loan Bank		08/27/2021	10,000,000.00	9,269,700.00	10,012,226.09	0.875	0.800	0.811	713	06/12/2026
3130ANVS6	3830	Federal Home Loan Bank		08/30/2021	25,000,000.00	23,053,750.00	25,000,000.00	1.000	0.986	1.000	788	08/26/2026
3130ANW48	3831	Federal Home Loan Bank		08/30/2021	15,000,000.00	14,278,950.00	15,000,000.00	0.730	0.720	0.730	424	08/27/2025
3130ANW22	3832	Federal Home Loan Bank		08/30/2021	15,000,000.00	14,012,850.00	15,000,000.00	0.850	0.838	0.850	606	02/25/2026
3130ANW97	3833	Federal Home Loan Bank		08/30/2021	15,000,000.00	13,910,850.00	15,000,000.00	1.270	0.949	0.963	790	08/28/2026
3130AP3H6	3837	Federal Home Loan Bank		09/28/2021	11,150,000.00	10,507,091.00	11,134,865.73	0.750	0.836	0.848	517	11/28/2025
3130ANWH9	3838	Federal Home Loan Bank		09/28/2021	3,500,000.00	3,227,385.00	3,498,487.73	1.080	1.085	1.100	808	09/15/2026

**Stanislaus County Pool FY 2024  
Portfolio Management  
Portfolio Details - Investments  
June 30, 2024**

CUSIP	Investment #	Issuer	Average Balance	Purchase Date	Par Value	Market Value	Book Value	Stated Rate	YTM 360	YTM 365	Days to Maturity	Maturity Date
<b>Federal Agency Coupon Securities</b>												
3130APCH6	3839	Federal Home Loan Bank		09/29/2021	15,000,000.00	13,823,250.00	15,000,000.00	1.125	1.110	1.125	822	09/29/2026
3130APE35	3840	Federal Home Loan Bank		09/30/2021	15,000,000.00	14,023,500.00	15,000,000.00	1.000	0.986	1.000	639	03/30/2026
3130AQ3T8	3860	Federal Home Loan Bank		12/23/2021	5,000,000.00	4,673,600.00	5,000,000.00	2.000	1.618	1.641	907	12/23/2026
3130APV51	3861	Federal Home Loan Bank		11/30/2021	6,965,000.00	6,632,351.60	6,965,000.00	1.250	1.941	1.968	878	11/24/2026
3130ALRX4	3872	Federal Home Loan Bank		12/20/2021	11,500,000.00	11,489,190.00	11,498,978.42	0.500	0.848	0.860	9	07/08/2024
3130AKEV4	3877	Federal Home Loan Bank		12/29/2021	5,000,000.00	4,909,700.00	4,989,743.90	0.400	0.987	1.001	128	11/04/2024
3130AQD59	3879	Federal Home Loan Bank		12/30/2021	5,000,000.00	4,946,500.00	5,000,137.88	1.000	0.975	0.989	93	09/30/2024
3130AQFX6	3881	Federal Home Loan Bank		12/30/2021	10,500,000.00	10,095,540.00	10,500,000.00	1.180	1.164	1.180	366	06/30/2025
3130AX6P8	3994	Federal Home Loan Bank		09/11/2023	10,000,000.00	9,992,800.00	10,000,000.00	5.200	5.132	5.203	227	02/11/2025
3130AYEL6	4025	Federal Home Loan Bank		01/05/2024	5,000,000.00	4,962,825.00	5,000,000.00	4.610	4.549	4.613	342	06/06/2025
3130AYNU6	4028	Federal Home Loan Bank		01/24/2024	10,000,000.00	9,919,040.00	10,000,000.00	4.580	4.510	4.573	368	07/02/2025
3130AYNT9	4029	Federal Home Loan Bank		01/24/2024	10,000,000.00	9,838,490.00	10,000,000.00	4.220	4.158	4.216	739	07/08/2026
3130AFFX0	4053	Federal Home Loan Bank		06/25/2024	10,000,000.00	9,542,500.00	9,614,804.67	3.250	4.254	4.313	1,601	11/16/2028
3134GWJW7	3695	Federal Home Loan Mortgage Co		08/04/2020	15,000,000.00	14,290,500.00	15,000,000.00	0.550	0.542	0.550	401	08/04/2025
3134GV3A4	3714	Federal Home Loan Mortgage Co		09/04/2020	8,000,000.00	8,000,000.00	8,000,021.15	0.500	0.446	0.452	2	07/01/2024
3134GWL38	3721	Federal Home Loan Mortgage Co		09/15/2020	15,000,000.00	14,217,450.00	15,000,000.00	0.540	0.533	0.540	443	09/15/2025
3134GWUX2	3728	Federal Home Loan Mortgage Co		09/30/2020	22,550,000.00	22,253,242.00	22,548,931.22	0.375	0.389	0.394	93	09/30/2024
3134GWY91	3733	Federal Home Loan Mortgage Co		10/15/2020	5,000,000.00	4,724,600.00	5,000,000.00	0.570	0.562	0.570	473	10/15/2025
3136G4A86	3688	Federal National Mortgage Asso		07/21/2020	25,000,000.00	23,744,500.00	24,981,430.56	0.500	0.563	0.571	387	07/21/2025
3136G4Q48	3702	Federal National Mortgage Asso		08/19/2020	10,000,000.00	9,515,000.00	9,997,722.22	0.600	0.612	0.620	416	08/19/2025
3136G4M34	3703	Federal National Mortgage Asso		08/19/2020	5,000,000.00	4,749,300.00	5,000,000.00	0.450	0.444	0.450	416	08/19/2025
3136G4N33	3704	Federal National Mortgage Asso		08/27/2020	5,000,000.00	4,746,850.00	5,000,000.00	0.500	0.528	0.536	424	08/27/2025
3136G4S87	3705	Federal National Mortgage Asso		08/27/2020	5,000,000.00	4,755,250.00	5,000,000.00	0.650	0.641	0.650	424	08/27/2025
3135G05X7	3708	Federal National Mortgage Asso		08/27/2020	10,000,000.00	9,481,000.00	9,989,171.97	0.375	0.463	0.470	422	08/25/2025
3136G4Z71	3710	Federal National Mortgage Asso		09/02/2020	10,000,000.00	9,919,200.00	10,000,000.00	0.450	0.444	0.450	58	08/26/2024
3136G4X57	3713	Federal National Mortgage Asso		09/04/2020	7,441,000.00	7,076,763.05	7,441,000.00	0.625	0.616	0.625	422	08/25/2025
3135GA2Z3	3741	Federal National Mortgage Asso		11/17/2020	5,000,000.00	4,702,400.00	4,998,270.83	0.560	0.577	0.585	506	11/17/2025
3135GAAZ4	3757	Federal National Mortgage Asso		12/24/2020	8,000,000.00	7,625,760.00	8,000,000.00	0.500	0.493	0.500	360	06/24/2025
3135GAH79	3973	Federal National Mortgage Asso		04/26/2023	25,000,000.00	24,965,000.00	25,000,000.00	4.700	4.640	4.705	55	08/23/2024
3135G0V75	3979	Federal National Mortgage Asso		06/09/2023	5,000,000.00	4,999,450.00	4,998,665.23	1.750	5.091	5.162	3	07/02/2024
880591EZ1	4009	Tennessee Valley Authority		10/16/2023	15,190,000.00	14,858,858.00	14,750,278.85	3.875	4.683	4.748	1,355	03/15/2028
<b>Subtotal and Average</b>			<b>884,661,806.76</b>		<b>892,639,000.00</b>	<b>858,819,793.58</b>	<b>891,648,209.76</b>		<b>1.717</b>	<b>1.741</b>	<b>513</b>	
<b>Federal Agency Disc. -Amortizing</b>												
313384YW3	3990	Federal Home Loan Bank		08/11/2023	10,000,000.00	9,994,200.00	9,995,733.33	5.120	5.380	5.455	3	07/02/2024
313384ZM4	3991	Federal Home Loan Bank		08/11/2023	10,000,000.00	9,972,300.00	9,974,575.00	5.085	5.350	5.424	18	07/17/2024

**Stanislaus County Pool FY 2024  
Portfolio Management  
Portfolio Details - Investments  
June 30, 2024**

CUSIP	Investment #	Issuer	Average Balance	Purchase Date	Par Value	Market Value	Book Value	Stated Rate	YTM 360	YTM 365	Days to Maturity	Maturity Date
<b>Federal Agency Disc. -Amortizing</b>												
313384ZC6	4000	Federal Home Loan Bank		09/19/2023	10,000,000.00	9,985,400.00	9,986,950.00	5.220	5.471	5.547	9	07/08/2024
313384YW3	4020	Federal Home Loan Bank		12/22/2023	10,000,000.00	9,994,200.00	9,995,854.17	4.975	5.175	5.247	3	07/02/2024
313384D55	4041	Federal Home Loan Bank		06/24/2024	20,000,000.00	19,828,400.00	19,831,477.78		5.352	5.426	58	08/26/2024
313385DE3	4051	Federal Home Loan Bank		06/25/2024	10,000,000.00	9,640,600.00	9,641,205.56	4.930	5.146	5.217	262	03/18/2025
313385CL8	4052	Federal Home Loan Bank		06/25/2024	20,000,000.00	19,325,600.00	19,326,966.66	4.965	5.177	5.249	244	02/28/2025
313385DX1	4054	Federal Home Loan Bank		06/25/2024	10,000,000.00	9,620,800.00	9,620,250.00	4.900	5.121	5.192	279	04/04/2025
313396D67	4042	Freddie Mac		06/24/2024	25,000,000.00	24,782,000.00	24,788,378.47	5.165	5.285	5.359	59	08/27/2024
<b>Subtotal and Average</b>			<b>53,353,580.83</b>		<b>125,000,000.00</b>	<b>123,143,500.00</b>	<b>123,161,390.97</b>		<b>5.274</b>	<b>5.347</b>	<b>104</b>	
<b>Treasury Coupon Securities</b>												
912828Z52	3811	U S Treasury Securities		06/30/2021	15,000,000.00	14,664,000.00	15,069,121.85	1.375	0.578	0.586	216	01/31/2025
912828ZC7	3812	U S Treasury Securities		06/30/2021	15,000,000.00	14,599,050.00	15,051,784.80	1.125	0.594	0.602	244	02/28/2025
91282CBC4	3817	U S Treasury Securities		06/30/2021	15,000,000.00	14,028,000.00	14,905,965.05	0.375	0.789	0.800	550	12/31/2025
91282CBC4	3827	U S Treasury Securities		08/27/2021	15,000,000.00	14,028,000.00	14,919,788.96	0.375	0.727	0.737	550	12/31/2025
912828ZT0	3828	U S Treasury Securities		08/27/2021	15,000,000.00	14,343,300.00	14,949,383.19	0.250	0.613	0.622	336	05/31/2025
91282CCL3	3841	U S Treasury Securities		10/01/2021	15,000,000.00	14,971,200.00	14,999,438.24	0.375	0.455	0.461	16	07/15/2024
9128282N9	3883	U S Treasury Securities		12/30/2021	10,000,000.00	9,973,300.00	10,010,897.78	2.125	0.854	0.866	32	07/31/2024
91282CDB4	3964	U S Treasury Securities		03/24/2023	5,000,000.00	4,931,650.00	4,951,827.93	0.625	3.970	4.025	108	10/15/2024
912828Y87	3972	U S Treasury Securities		04/20/2023	50,000,000.00	49,851,500.00	49,878,739.32	1.750	4.567	4.630	32	07/31/2024
912828XX3	3982	U S Treasury Securities		06/23/2023	20,000,000.00	20,000,000.00	19,998,290.88	2.000	5.180	5.252	1	06/30/2024
912828J27	3983	U S Treasury Securities		06/23/2023	20,000,000.00	19,591,200.00	19,652,231.03	2.000	4.835	4.902	231	02/15/2025
912828J27	3985	U S Treasury Securities		06/30/2023	20,000,000.00	19,591,200.00	19,631,795.30	2.000	5.007	5.077	231	02/15/2025
912828Y95	3986	U S Treasury Securities		07/13/2023	25,000,000.00	23,607,500.00	23,807,638.24	1.875	4.281	4.340	762	07/31/2026
91282CHM6	3992	U S Treasury Securities		08/15/2023	50,000,000.00	49,785,000.00	49,868,661.97	4.500	4.574	4.638	746	07/15/2026
91282CEY3	3993	U S Treasury Securities		08/18/2023	20,000,000.00	19,579,800.00	19,620,749.21	3.000	4.859	4.926	381	07/15/2025
91282CHM6	4002	U S Treasury Securities		09/21/2023	10,000,000.00	9,957,000.00	9,925,447.63	4.500	4.826	4.893	746	07/15/2026
91282CHH7	4003	U S Treasury Securities		09/22/2023	20,000,000.00	19,770,400.00	19,739,669.01	4.125	4.773	4.839	716	06/15/2026
91282CFH9	4008	U S Treasury Securities		10/13/2023	15,000,000.00	14,390,700.00	14,312,871.34	3.125	4.658	4.723	1,158	08/31/2027
912828YM6	4019	U S Treasury Securities		12/22/2023	20,000,000.00	19,743,200.00	19,777,866.24	1.500	4.821	4.888	124	10/31/2024
91282CEY3	4026	U S Treasury Securities		01/23/2024	10,000,000.00	9,789,900.00	9,850,586.20	3.000	4.498	4.561	381	07/15/2025
91282CHM6	4027	U S Treasury Securities		01/23/2024	10,000,000.00	9,957,000.00	10,056,631.16	4.500	4.198	4.256	746	07/15/2026
91282CEU1	4030	U S Treasury Securities		01/26/2024	20,000,000.00	19,576,400.00	19,740,120.30	2.875	4.222	4.280	351	06/15/2025
<b>Subtotal and Average</b>			<b>418,049,781.35</b>		<b>415,000,000.00</b>	<b>406,729,300.00</b>	<b>410,719,505.63</b>		<b>3.673</b>	<b>3.724</b>	<b>394</b>	

**Stanislaus County Pool FY 2024  
Portfolio Management  
Portfolio Details - Investments  
June 30, 2024**

CUSIP	Investment #	Issuer	Average Balance	Purchase Date	Par Value	Market Value	Book Value	Stated Rate	YTM 360	YTM 365	Days to Maturity	Maturity Date
<b>Treasury Discounts -Amortizing</b>												
912797GB7	3987	U S Treasury Securities		07/13/2023	25,000,000.00	24,963,500.00	24,958,083.33	5.030	5.303	5.377	12	07/11/2024
912797GB7	3988	U S Treasury Securities		07/13/2023	50,000,000.00	49,927,000.00	49,916,083.33	5.035	5.309	5.382	12	07/11/2024
912797GL5	3995	U S Treasury Securities		09/13/2023	10,000,000.00	9,904,300.00	9,903,421.11	5.113	5.390	5.465	68	09/05/2024
912797LB1	4038	U S Treasury Securities		05/23/2024	25,000,000.00	23,919,500.00	23,915,555.56	4.880	5.135	5.206	320	05/15/2025
912797KJ5	4048	U S Treasury Securities		06/25/2024	25,000,000.00	24,099,000.00	24,096,166.66	4.930	5.147	5.218	264	03/20/2025
912797GK7	4056	U S Treasury Securities		06/26/2024	25,000,000.00	24,861,750.00	24,854,861.11	5.225	5.331	5.405	40	08/08/2024
912797JT5	4057	U S Treasury Securities		06/27/2024	25,000,000.00	24,912,750.00	24,906,020.84	5.205	5.299	5.372	26	07/25/2024
912797KB2	4058	U S Treasury Securities		06/27/2024	25,000,000.00	24,836,250.00	24,830,196.18	5.202	5.312	5.386	47	08/15/2024
<b>Subtotal and Average</b>			<b>164,490,676.49</b>		<b>210,000,000.00</b>	<b>207,424,050.00</b>	<b>207,380,388.12</b>		<b>5.275</b>	<b>5.348</b>	<b>89</b>	

**Medium Term Notes**

037833EB2	3772	Apple Inc		02/08/2021	15,000,000.00	14,008,050.00	14,999,039.83	0.700	0.694	0.704	589	02/08/2026
037833EB2	3786	Apple Inc		04/14/2021	7,899,000.00	7,376,639.13	7,861,863.22	0.700	0.986	1.000	589	02/08/2026
037833DT4	3975	Apple Inc		05/22/2023	3,427,000.00	3,307,192.08	3,333,197.84	1.125	4.398	4.459	316	05/11/2025
06406RAL1	3775	Bank of New York Mellon Corp		04/01/2021	12,000,000.00	11,871,600.00	12,056,254.09	2.100	0.606	0.614	117	10/24/2024
06048WN22	3824	Bank of America Corp		08/26/2021	15,000,000.00	13,676,550.00	15,000,000.00	1.250	1.233	1.250	788	08/26/2026
06048WQ52	3880	Bank of America Corp		12/30/2021	4,305,000.00	4,140,032.40	4,302,608.33	1.100	1.224	1.241	148	11/24/2024
06048WS84	3887	Bank of America Corp		03/02/2022	10,000,000.00	9,233,100.00	10,000,000.00	2.750	2.712	2.750	976	03/02/2027
06048WK41	3745	Bank of America		11/25/2020	25,000,000.00	23,296,250.00	25,000,000.00	0.850	0.759	0.770	514	11/25/2025
14913Q3B3	3805	Caterpillar Financial Service		06/28/2021	20,000,000.00	19,761,600.00	20,103,242.64	2.150	0.681	0.690	132	11/08/2024
14913R2U0	3885	Caterpillar Financial Service		01/10/2022	5,000,000.00	4,616,650.00	5,002,780.59	1.700	1.654	1.677	923	01/08/2027
14913R2U0	3886	Caterpillar Financial Service		01/10/2022	5,000,000.00	4,616,650.00	5,002,401.42	1.700	1.657	1.680	923	01/08/2027
17330FVU2	3914	Citigroup Global Markets		05/27/2022	10,000,000.00	9,836,100.00	10,000,000.00	4.050	3.995	4.050	330	05/25/2025
254687FN1	3984	Walt Disney Co		06/26/2023	5,000,000.00	4,925,450.00	4,939,467.75	3.350	5.017	5.086	268	03/24/2025
02079KAH0	3700	Alphabet Inc (Google)		08/17/2020	5,000,000.00	4,760,150.00	4,998,882.26	0.450	0.464	0.470	412	08/15/2025
24422EVK2	3771	John Deere		01/15/2021	5,000,000.00	4,674,100.00	4,996,367.47	0.700	0.738	0.748	565	01/15/2026
24422EVK2	3858	John Deere		11/24/2021	15,000,000.00	14,022,300.00	14,835,884.91	0.700	1.412	1.432	565	01/15/2026
24422EWB1	3900	John Deere		04/14/2022	10,000,000.00	9,782,100.00	10,000,000.00	2.125	2.096	2.125	251	03/07/2025
478160CN2	3794	Johnson & Johnson		04/26/2021	10,000,000.00	9,494,600.00	9,980,639.23	0.550	0.796	0.807	429	09/01/2025
478160CN2	3836	Johnson & Johnson		09/08/2021	4,755,000.00	4,514,682.30	4,747,046.37	0.550	0.685	0.695	429	09/01/2025
48128G4X5	3825	JP Morgan Chase Bank		08/30/2021	15,000,000.00	13,479,900.00	15,000,000.00	1.200	1.184	1.200	790	08/28/2026
48128GX54	3736	JP Morgan Chase Bank		10/30/2020	5,000,000.00	4,626,000.00	5,000,000.00	0.750	0.739	0.749	488	10/30/2025
63254AAS7	3843	National Australia Bank/NY		10/21/2021	15,000,000.00	14,242,200.00	15,340,579.98	2.500	1.327	1.345	743	07/12/2026
69371RQ25	3890	PACCAR Financial Corp		04/01/2022	6,870,000.00	6,840,527.70	6,866,096.01	2.150	2.575	2.611	47	08/15/2024
713448FW3	4015	Pepsico		11/13/2023	5,000,000.00	5,021,950.00	5,000,750.65	5.125	5.048	5.118	864	11/10/2026
69353REQ7	3766	PNC Bank NA		01/13/2021	6,450,000.00	6,317,388.00	6,583,587.20	3.250	0.777	0.788	337	06/01/2025



**Stanislaus County Pool FY 2024  
Portfolio Management  
Portfolio Details - Investments  
June 30, 2024**

CUSIP	Investment #	Issuer	Average Balance	Purchase Date	Par Value	Market Value	Book Value	Stated Rate	YTM 360	YTM 365	Days to Maturity	Maturity Date
<b>Medium Term Notes</b>												
74460WAA5	3871	Public Storage		12/21/2021	10,000,000.00	9,327,800.00	9,923,168.89	0.875	1.343	1.362	596	02/15/2026
21688AAS1	3894	Rabobank		04/06/2022	3,000,000.00	2,935,380.00	2,975,068.16	1.375	2.978	3.019	195	01/10/2025
808513BF1	3785	Charles Schwab Corp		04/14/2021	19,283,000.00	17,881,318.73	19,228,836.05	0.900	1.003	1.017	620	03/11/2026
89236THW8	3770	Toyota Motor Credit Corp		01/13/2021	10,000,000.00	9,372,200.00	9,999,252.78	0.800	0.794	0.805	559	01/09/2026
89236THW8	3784	Toyota Motor Credit Corp		04/14/2021	15,000,000.00	14,058,300.00	14,942,027.42	0.800	1.045	1.060	559	01/09/2026
89236JK2	3842	Toyota Motor Credit Corp		10/04/2021	25,000,000.00	23,152,000.00	24,958,462.89	1.125	1.195	1.212	719	06/18/2026
91159HHX1	3727	US Bank NA		09/25/2020	5,575,000.00	5,559,501.50	5,583,747.32	2.400	0.548	0.556	31	07/30/2024
91159HHZ6	3767	US Bank NA		01/13/2021	3,753,000.00	3,624,609.87	3,775,718.42	1.450	0.671	0.680	317	05/12/2025
30231GBC5	3792	Exxon Mobil Corporation		04/22/2021	10,000,000.00	9,955,200.00	10,018,028.48	2.019	0.613	0.622	48	08/16/2024
<b>Subtotal and Average</b>			<b>342,373,465.78</b>		<b>342,317,000.00</b>	<b>324,308,071.71</b>	<b>342,355,000.20</b>		<b>1.345</b>	<b>1.364</b>	<b>509</b>	
<b>Municipal Bonds</b>												
13067WRB0	3696	CA St. Dept. of Water Resource		08/06/2020	1,750,000.00	1,714,965.00	1,750,000.00	0.560	0.552	0.560	155	12/01/2024
<b>Subtotal and Average</b>			<b>1,750,000.00</b>		<b>1,750,000.00</b>	<b>1,714,965.00</b>	<b>1,750,000.00</b>		<b>0.552</b>	<b>0.560</b>	<b>155</b>	
<b>Total and Average</b>			<b>2,812,960,808.98</b>		<b>2,888,482,000.00</b>	<b>2,822,547,431.23</b>	<b>2,877,435,778.60</b>		<b>3.509</b>	<b>3.558</b>	<b>297</b>	