

WE BUILD COMMUNITY

2025



# PROPOSED BUDGET

## BOARD OF SUPERVISORS

MANI GREWAL, CHAIRMAN

BUCK CONDIT

VITO CHIESA

TERRY WITHROW

CHANCE CONDIT

## SUBMITTED BY

JODY HAYES, CHIEF EXECUTIVE OFFICER



STANISLAUS COUNTY, CALIFORNIA



BUDGET PERIOD ENDING JUNE 30, 2025

# Table of Contents

Budget Message.....	1
Budget Overview.....	2
General Fund Balancing .....	4
Discretionary Revenue .....	5
Summary of Fund Balance.....	7
Long-Range Model Summary.....	8
Department Adjustment Summary.....	9
Staffing Impacts .....	47
Labor Relations .....	49
Looking Forward .....	50
Schedule.....	50
Budget Schedule .....	51

Budget  
**Message**

# Budget Overview

- The 2025 Proposed Budget establishes the preliminary budget for Budget Year 2025, which includes setting a base budget for all departments plus any recommended adjustments.
- Base Budgets for General Fund departments represent support for existing service levels, the appropriations and funding required to “keep the lights on”, including updated cost-of-doing-business increases as determined through the Zero-Based Budget process that captures updated salaries for *all* allocated positions, benefits costs, and Cost Allocation Plan charge estimates.
- The 5% Vacancy Rate Deduction was not applied to General Fund budget units through the Zero-Based Budget process due to a policy decision designed to more accurately reflect fully-loaded base costs for all allocated positions and portray the true County commitment of resources for Budget Year 2025. This adjustment results in an additional \$12.4 million in base. Companion policies associated with this change will include guide rails focusing on Personal Service Contract usage and the transferability of appropriations between cost categories.
- Base Budgets for non-General Fund departments support existing service levels aligned with known funding streams.
- Recommended adjustments to base include funding for replacement vehicles and equipment along with limited policy recommendations; adjustments to various County Operations budgets are recommended to align operations with funding.
- The recommended Proposed Budget is displayed as a Budget in Brief, or “BiB”, to provide context to the adjustments and articulate General Fund support in the aggregate:

	2024 Adopted Budget	2025 Proposed Base Budget	Recommended 2025 Budget Adjustments	Recommended 2025 Proposed Budget
<b>Budget in Brief</b>				
Estimated Revenue	\$ 1,250,009,979	\$ 1,283,795,190	\$ 35,598,708	\$ 1,319,393,898
Dept Revenue from County Match/Contributions	\$ 29,427,728	\$ 25,770,664	\$ 16,015,911	\$ 41,786,575
Use of Fund Balance/Retained Earnings	\$ 95,922,693	\$ 79,819,141	\$ 5,018,721	\$ 84,837,862
<b>Gross Costs</b>	<b>\$ 1,725,586,219</b>	<b>\$ 1,733,690,029</b>	<b>\$ 80,017,990</b>	<b>\$ 1,813,708,019</b>
<b>General Fund Contribution</b>	<b>\$ 350,225,819</b>	<b>\$ 344,305,034</b>	<b>\$ 23,384,650</b>	<b>\$ 367,689,684</b>
% Funded by General Fund	20.3%	19.9%	29.2%	20.3%
Total Allocated Positions	4,866	4,899	19	4,918

- The 2025 Proposed Base Budget totals \$1.73 billion, a \$8.1 million, or 0.5%, increase over the 2024 Adopted Budget, representing the resource commitment required to sustain all current County department service levels with existing allocated positions.
- Recommended adjustments to base total \$80 million, funded by \$35.6 million in estimated revenue, Net County Cost totaling \$39.4 million (\$16 million in County Match/Contributions and \$23.4 million in General Fund Contributions), and the use of \$5 million in department fund balance and/or retained earnings.
- The recommended Proposed Budget totals \$1.81 billion; this is an increase of \$88.1 million, or 5.1%, above the prior year Adopted Budget.
- Recommended Proposed Budget estimated revenues total \$1.32 billion, an increase of \$69.4 million, or 5.6%, above the previous year (this does not include the \$307.6 million in Discretionary Revenue which is included within the General Fund Contribution necessary to balance the budget).
- The Recommended Proposed Budget is balanced with the use of \$84.8 million in department fund balance/retained earnings, which is \$11.1 million, or 11.6%, below the prior year Adopted Budget. Reliance on fund balance/retained earnings represents 4.7% of total costs.
- The Recommended Proposed Budget includes Net County Cost of \$367.7 million; this is an increase of \$17.5 million, or 5%, over the 2024 Adopted Budget amount.
- Staffing adjustments net an overall increase of 19 positions to the current allocation count of 4,899 as identified in the 2024 Third Quarter Financial Report. The new allocation of 4,918 positions represents an increase of 52 positions over the 2024 Adopted Budget level of 4,866.
  - Adjustments result in a net increase of two positions for the Board priority *Supporting a Strong and Safe Community*, a net increase of 12 positions for *Supporting a Healthy Community*, and a net increase of five positions for *Enhancing Community Infrastructure*.



# General Fund

## Balancing

The Recommended 2025 Proposed Budget for the General Fund relies on \$307.6 million in projected Discretionary Revenue and is balanced using \$60.1 million in fund balance; this includes a total of \$53.7 million in General Fund assignments and \$6.4 million in unassigned fund balance.



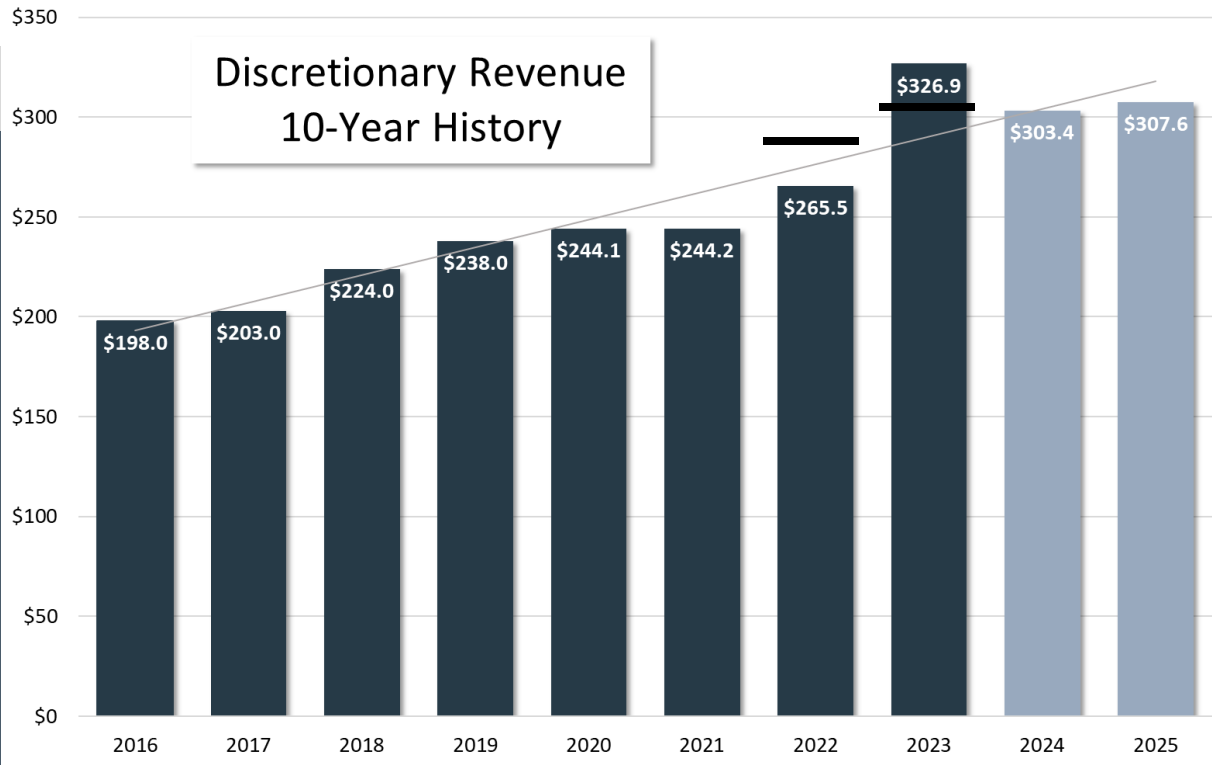
General Fund	2024 Adopted Budget	2024 Legal Budget as of 03/31/2024	2025 Proposed Budget Base	2025 Proposed Adjustments	Recommended 2025 Proposed Budget
Departmental Appropriations	\$ 490,863,477	\$ 510,149,669	\$ 485,810,936	\$ 33,242,479	\$ 519,053,415
Appropriations for Contingencies	12,843,245	7,854,807	12,843,245	(3,818,040)	9,025,205
<b>Total Appropriations</b> (Dept Approps + Approps for Conting)	<b>\$ 503,706,722</b>	<b>\$ 518,004,476</b>	<b>\$ 498,654,181</b>	<b>\$ 29,424,439</b>	<b>\$ 528,078,620</b>
<b>Departmental Revenue</b>	<b>153,480,903</b>	<b>162,142,908</b>	<b>154,349,147</b>	<b>6,039,789</b>	<b>160,388,936</b>
Net County Cost (Total Appropriations - Dept Revenue)	\$ 350,225,819	\$ 355,861,568	\$ 344,305,034	\$ 23,384,650	367,689,684
<b>Sources of Funding</b>					
Discretionary Revenue	\$ 298,917,672	\$ 303,371,672	\$ 298,917,672	\$ 8,690,708	307,608,380
Fund Balance - Restricted - FY23 Sheriff Gun Violence Reduction					
Grant savings estimated in FY24 Prop Bud	299,985	299,985	-	-	-
Fund Balance - Assigned FY 2024 GF Bldg and BCSI					
Reappropriation for Parks	-	-	-	5,109,411	5,109,411
Fund Balance - Assigned ARPA Local Assistance and Tribal funds	100,000	100,000	-	-	-
Fund Balance - Assigned Budget Balancing	-	-	-	-	-
Fund Balance - Assigned Carryover Apropps (0100)	-	7,358,088	-	-	-
Fund Balance - Assigned CSA Mandate Match	2,900,000	-	-	-	-
Fund Balance - Assigned Housing and Community Development	123,307	123,307	-	-	-
Fund Balance - Assigned Oth - County GF Bldg and Building Community Services Investment (BCSI)	16,500,000	16,500,000	-	-	-
Fund Balance - Assigned Oth - Information Technology Systems and Upgrades	-	109,069	250,000	-	250,000
Fund Balance - Assigned Oth - Recruit/Reten Strategy	3,500,000	3,500,000	-	-	-
Fund Balance - Assigned Other - Future Budget Balancing	9,651,546	9,651,546	23,304,581	-	23,304,581
Fund Balance - Assigned Other - Public Safety Facility Infrastructure	-	1,700,000	-	-	-
Fund Balance - Assigned Other - FY 2023 GF Bldg and BCSI					
Reappropriation for Parks	2,528,415	2,528,415	-	-	-
Fund Balance - Assigned Other - Juvenile Court Remodel	-	522,750	-	-	-
Fund Balance - Assigned Other - Revenue Stabilization	898,421	898,421	9,101,579	-	9,101,579
Fund Balance - Assigned Other CLIBP Cap Project	-	-	-	15,800,000	15,800,000
Fund Balance - Assigned Security Improvements	190,000	190,000	-	-	-
Fund Balance - Assigned Stanislaus Veterans Center	116,473	116,473	116,473	-	116,473
Fund Balance - Assigned Strategic Projects Pending	5,000,000	5,000,000	-	-	-
Fund Balance - Unassigned (0100)	9,000,000	3,310,342	12,114,729	\$ (6,215,469)	5,899,260
Fund Balance - Unassigned (0105)	-	-	-	-	-
Fund Balance - Unassigned (0107)	500,000	581,500	500,000	-	500,000
<b>Total Sources of Funding</b>	<b>\$ 350,225,819</b>	<b>\$ 355,861,568</b>	<b>\$ 344,305,034</b>	<b>\$ 23,384,650</b>	<b>367,689,684</b>

# Discretionary Revenue

The Proposed Budget includes \$307.6 million in projected Discretionary Revenue, an \$8.7 million, or 2.9%, increase over the 2024 Adopted Budget.

- Property Tax revenue is projected to grow by 4.3% in Budget Year 2025. This percentage increase aligns with early projections by the County Assessor and will be updated at Adopted Budget when the final property tax roll is issued. This adjustment results in a \$5.9 million increase over that included in the 2024 Adopted Budget.
- Sales Tax/Public Safety Sales Tax (Prop 172) is projected using the most current estimates from HdL, the County’s Sales Tax Analyst, which show a \$1.9 million increase over the 2024 Adopted Budget.
- Fines, Forfeitures, and Penalties are rightsized by recommending a budget increase of approximately \$723,000 to better align with recent year-end trends.
- Interest earnings from pooled cash are projected to decrease \$1.1 million in Budget Year 2025 as compared to the 2024 Adopted Budget due to lower earning rates anticipated for re-invested instruments in the coming year.
- All other taxes, which include fees for special assessments and tax collection fees, are projected to increase by \$1.3 million over the 2024 Adopted Budget.

Discretionary Revenue Category	FY 2023 Actuals	2024 Adopted Budget	FY 2024 Year-End Projection	2025 Base Budget	Recommended	
					2025 Proposed Budget	Adjustments from 2024 Adopted Budget
Taxes	\$ 203,831,867	\$ 212,200,408	\$ 212,280,408	\$ 212,200,408	\$ 218,940,165	\$ 6,739,757
Licenses, Permits, and Franchises	1,532,236	1,133,000	1,133,000	1,133,000	1,166,990	33,990
Fines, Forfeitures, Penalties	3,394,339	2,300,000	2,935,000	2,300,000	3,023,050	723,050
Revenue from Use of Money & Property	7,673,697	10,820,000	14,326,342	10,820,000	9,700,000	(1,120,000)
Intergovernmental Revenue	78,604,640	65,371,362	65,771,362	65,371,362	66,383,531	1,012,169
Charges for Services and Interfund	4,669,950	3,861,113	4,261,113	3,861,113	5,214,649	1,353,536
Miscellaneous	(372,999)	-	-	-	-	-
Other Financing Sources	27,580,984	3,231,789	3,185,789	3,231,789	3,179,995	(51,794)
<b>Total Discretionary Revenue</b>	<b>\$ 326,914,714</b>	<b>\$ 298,917,672</b>	<b>\$ 303,893,014</b>	<b>\$ 298,917,672</b>	<b>\$ 307,608,380</b>	<b>\$ 8,690,708</b>



*Fiscal Years 2022 and 2023 include the impact of the Fair Market Value (FMV) of Investments adjustment, representing the portion of investments purchased with pooled cash, which is allocable to the County General Fund and recorded as Discretionary Revenue. This adjustment reduced the Fiscal Year 2022 year-end Discretionary Revenue balance by approximately \$25 million from \$290.5 million to \$265.5 million. A net value of FMV adjustment entries was reversed in Fiscal Year 2023 totalling \$24 million. FMV adjustment entries are required by Governmental Accounting Standards Board (GASB) Statement No. 31. The two black bars indicate where receipts would have ended without these material adjustments.*



# Summary of Fund Balance

- All Funds** – The beginning fund balance for all funds on July 1, 2024, is estimated to be \$561.6 million. Combined with the recommended 2025 Proposed Budget estimated revenues, appropriations, and use of fund balance/retained earnings, the projected year-end fund balance on June 30, 2025, is \$416.7 million for all funds.
- General Fund** – The beginning fund balance in the General Fund on July 1, 2024, is estimated to be \$198.7 million. If all recommended Proposed Budget actions are implemented, the projected year-end fund balance on June 30, 2025, will be \$138.7 million.
- Internal Service Funds** – This category of funds shows a projected retained earnings deficit attributed primarily to the General Liability budget which retains cash reserves for future estimated obligations. While the fund has a positive cash balance, retained earnings is impacted by an accounting book entry for a long-term actuarial liability recorded each year. The fund is on a retained earnings restoration plan.

Fund Type	Projected Fund Balance on 7/01/2024	Recommended Proposed Budget Revenue	Recommended Proposed Budget Appropriations	Recommended Use of Fund Balance	Projected Fund Balance on 6/30/2025
General Fund	\$ 198,736,528	\$ 467,997,316	\$ 528,078,620	\$ 60,081,304	\$ 138,655,224
Special Revenue	273,603,355	942,608,276	1,001,786,997	59,178,721	214,424,634
Capital Projects	3,315,108	32,229,000	33,440,461	1,211,461	2,103,647
Enterprise	83,564,647	55,322,480	74,534,347	19,211,867	64,352,780
Internal Service	2,428,659	170,631,781	175,867,594	5,235,813	(2,807,154)
<b>Total All Funds</b>	<b>\$ 561,648,297</b>	<b>\$ 1,668,788,853</b>	<b>\$ 1,813,708,019</b>	<b>\$ 144,919,166</b>	<b>\$ 416,729,131</b>



# Long-Range Model Summary

The General Fund Long-Range Model (LRM) has been completed through Budget Year 2029.

- Discretionary Revenue is forecast to grow, on average, approximately 3.2% per year over the next five years. Property tax revenue growth is anticipated at a stable 4.3% annually through Budget Year 2029. Sales tax revenue is forecast at 3% growth for the full five-year forecast.
- Annual base General Fund costs are projected to grow 3% annually through Budget Year 2029.
- At 2025 Adopted Budget, funding for the third year of the three-year Building Community Services Investment (BCSI) strategy will be considered for recommendation to the Board of Supervisors to provide budget capacity for responding to aging infrastructure, community needs, and facility impacts; it has not been included in the 2025 Proposed Budget LRM.
- One-time funding solutions, including assignments and strategic reserves, would need to be used to balance the budget in future years in the current projected operating environment, which continues to assume fiscal support for approved service levels through Budget Year 2029. The LRM assumes 100% utilization of appropriations.

100% Expenditures	GENERAL FUND FIVE-YEAR LONG-RANGE MODEL SUMMARY				
Item	2025 Proposed Budget	2026 Projected Budget	2027 Projected Budget	2028 Projected Budget	2029 Projected Budget
<b>Funding Assumptions</b>					
Discretionary Revenue	\$ 307,608,380	\$ 317,400,000	\$ 327,700,000	\$ 338,300,000	\$ 349,300,000
Departmental Revenue	160,388,936	162,000,000	163,600,000	165,200,000	166,900,000
Unassigned Fund Balance	6,399,260	-	-	-	-
Assigned Fund Balance	53,682,044	-	-	-	-
<b>Total Funding</b>	<b>\$ 528,078,620</b>	<b>\$ 479,400,000</b>	<b>\$ 491,300,000</b>	<b>\$ 503,500,000</b>	<b>\$ 516,200,000</b>
<b>Expenditure Assumptions</b>					
Base Budget	\$ 377,996,633	\$ 389,300,000	\$ 401,000,000	\$ 413,000,000	\$ 425,400,000
5% Vacancy Rate Factor	-	-	-	-	-
Health Insurance and Retirement	90,029,425	93,792,475	97,263,130	100,870,750	104,621,085
Jail Medical	21,571,681	22,326,690	23,108,123	23,916,907	24,753,999
Less CCP Funding/Base Revenue/ non-CCP Revenue (YOBG, JBCT, STOP)	(8,188,061)	(8,443,003)	(8,706,868)	(8,979,969)	(9,232,820)
Adult Detention Expansion Phase III (12 of 33.8 FTE's funded eff 2023)	1,536,547	1,582,643	1,630,123	1,679,026	1,729,397
Less CCP Funding For Phase III	(384,137)	(395,661)	(407,531)	(419,757)	(432,349)
Contingencies (incl Reserve incr)	11,641,205	10,465,571	9,161,978	10,239,315	10,646,000
One-time Projects and Equipment	9,776,390	15,000,000	15,000,000	15,000,000	15,000,000
Elections Support	3,189,525	-	-	-	-
Crows Landing Industrial Business Park	15,800,000	-	-	-	-
One-Time General Fund Strategic Investments	5,109,411	-	-	-	-
<b>Total Costs</b>	<b>\$ 528,078,620</b>	<b>\$ 523,628,715</b>	<b>\$ 538,048,955</b>	<b>\$ 555,306,273</b>	<b>\$ 572,485,311</b>
<b>Total (Deficit in Brackets)</b>	<b>\$ 0</b>	<b>\$ (44,228,715)</b>	<b>\$ (46,748,955)</b>	<b>\$ (51,806,273)</b>	<b>\$ (56,285,311)</b>

# Department Adjustments Summary

## Priority Overview

The following table provides an overview of the Proposed Base Budget and Recommended Adjustments that combine to make up the recommended 2025 Proposed Budget, organized by Board priority. Additionally, the Proposed Budget is compared against the 2024 Adopted Budget for context. In total, the Proposed Budget represents an \$88.1 million increase over the prior year Adopted Budget, indicating 5.1% overall growth.

The largest increases can be seen in the priority *Delivering Efficient Public Services*, growing 15.5% primarily due to adjustments in County Operations, the segment housing various administrative budgets supporting the organization (see page 35 for additional details). Reductions are depicted in two priorities, with a 9.5% decrease seen in *Enhancing Community Infrastructure* and a 6% decrease in *Promoting Lifelong Learning*.

2025 Proposed Budget Cost Comparison						
Board Priority	2024 Adopted Budget	2025 Proposed Base Budget	Recommended 2025 Proposed Budget Adjustments	Recommended 2025 Proposed Budget	Variance \$ Proposed Budget to Adopted Budget	% Variance Proposed Budget to Prior Year Adopted
Supporting a Strong and Safe Community	\$ 362,254,666	\$ 368,654,104	\$ 6,298,492	\$ 374,952,596	\$ 12,697,930	3.5%
Supporting a Healthy Community	694,391,989	737,885,061	2,269,200	740,154,261	45,762,272	6.6%
Developing a High-Performing Economy	34,559,896	35,101,932	287,736	35,389,668	829,772	2.4%
Promoting Lifelong Learning	24,507,116	23,038,301	-	23,038,301	(1,468,815)	-6.0%
Delivering Efficient Public Services	353,911,978	351,672,213	56,974,531	408,646,744	54,734,766	15.5%
Enhancing Community Infrastructure	255,960,574	217,338,418	14,188,031	231,526,449	(24,434,125)	-9.5%
<b>Total</b>	<b>\$ 1,725,586,219</b>	<b>\$ 1,733,690,029</b>	<b>\$ 80,017,990</b>	<b>\$ 1,813,708,019</b>	<b>\$ 88,121,800</b>	<b>5.1%</b>



The following table shows how the 2025 Proposed Budget will be funded by Board priority.

<b>2025 Proposed Budget Recommended Adjustments</b>				
<b>Board Priority</b>	<b>Revenue</b>	<b>Appropriations</b>	<b>Use of Fund Balance</b>	<b>Net County Cost</b>
Supporting a Strong and Safe Community	\$ 1,248,495	\$ 6,298,492	\$ 1,562,726	\$ 3,487,271
Supporting a Healthy Community	2,224,200	2,269,200	45,000	-
Developing a High-Performing Economy	-	287,736	-	287,736
Promoting Lifelong Learning	-	-	-	-
Delivering Efficient Public Services	36,476,905	56,974,531	(992,285)	21,489,911
Enhancing Community Infrastructure	4,339,816	14,188,031	4,403,280	5,444,935
<b>2025 Proposed Budget Total Adjustments</b>	<b>\$ 44,289,416</b>	<b>\$ 80,017,990</b>	<b>\$ 5,018,721</b>	<b>\$ 30,709,853</b>

***Supporting a Strong and Safe Community***

Recommended budget adjustments in this priority total \$6.3 million in increased appropriations, funded by \$1.2 million in additional revenue, \$1.6 increased use of fund balance, and an increase of \$3.5 million in Net County Cost.

***Supporting a Healthy Community***

Recommended budget adjustments in this priority total \$2.3 million in increased appropriations, funded by \$2.2 million in additional revenue, and an increase in use of fund balance by \$45,000.

***Developing a High-Performing Economy***

Recommended budget adjustments for this priority include a total increase in appropriations and the use of fund balance of \$287,736.

***Promoting Lifelong Learning***

There are no adjustments to base recommended for this priority.

***Delivering Efficient Public Services***

Recommended budget adjustments in this priority total \$57 million in increased appropriations, funded by \$36.5 million in additional revenue, a decrease of nearly \$1 million in fund balance, resulting in an increase of \$21.5 million in Net County Cost.

***Enhancing Community Infrastructure***

Recommended budget adjustments in this priority total \$14.2 million in increased appropriations, funded by an increase of \$4.3 million in additional revenue, \$4.4 million increased use of fund balance, and a Net County Cost increase of nearly \$5.5 million.

Details on the 2025 Proposed Base Budget and Recommended Adjustments are presented by department on the following pages.

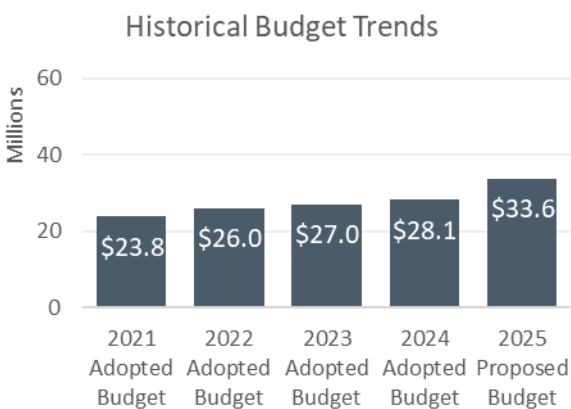


**DISTRICT ATTORNEY**  
2025 Proposed Budget

	<b>2025 BASE BUDGET</b>	<b>2025 PROPOSED BUDGET</b>	<b>RECOMMENDED ADJUSTMENTS</b>
Budget	\$33,629,553	\$33,629,553	-
Revenue	\$4,504,536	\$4,504,536	-
Use of Fund Balance	-	-	-
Net County Cost	\$29,125,017	\$29,125,017	-
Allocated Positions	163	163	-

The 2025 Base Budget represents a \$5.5 million increase over the 2024 Adopted Budget and includes updated salary, benefits, and Cost Allocation Plan costs.

There are no recommended budget adjustments to the 2025 Base Budget.





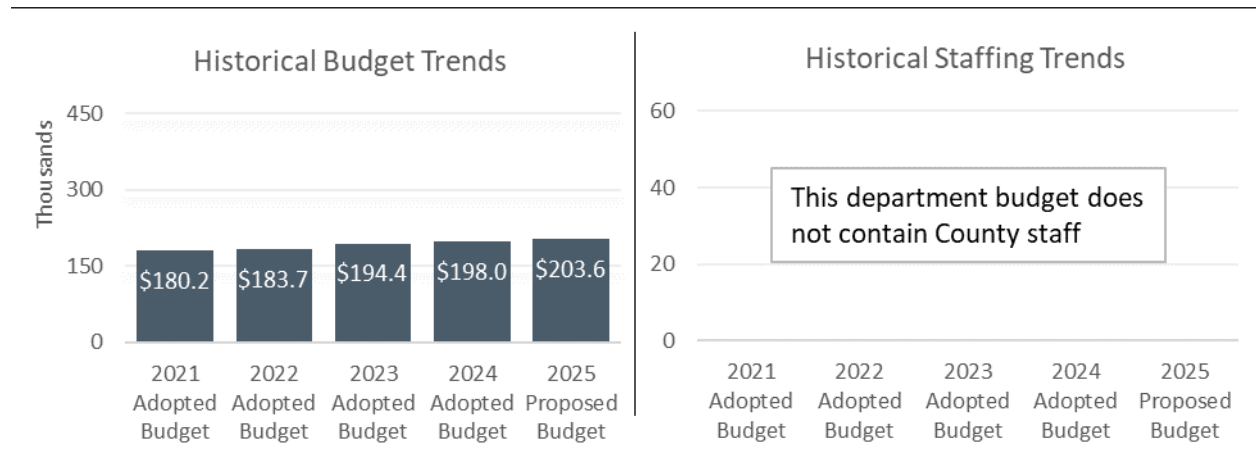
**GRAND JURY**  
2025 Proposed Budget

	<b>2025 BASE BUDGET</b>	<b>2025 PROPOSED BUDGET</b>	<b>RECOMMENDED ADJUSTMENTS</b>
Budget	\$197,988	\$203,599	\$5,611
Revenue	-	-	-
Use of Fund Balance	-	-	-
Net County Cost	\$197,988	\$203,599	\$5,611
Allocated Positions	-	-	-

The 2025 Base Budget remains unchanged from the 2024 Adopted Budget.

Recommended Budget Adjustments totaling \$5,611:

- It is recommended to increase appropriations by \$5,611 to align current service levels with general increases in the cost of doing business. The Grand Jury is fully funded by Net County Cost.





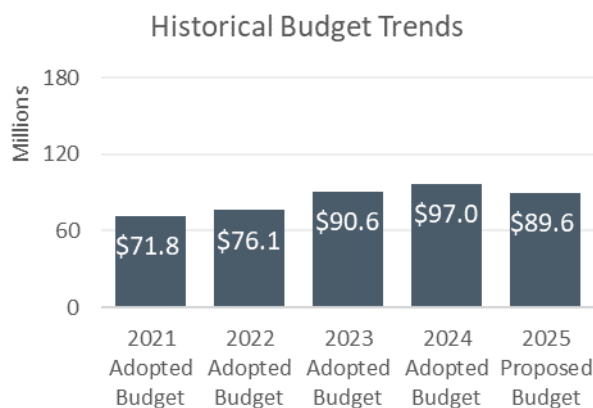
**PROBATION**  
2025 Proposed Budget

	<b>2025 BASE BUDGET</b>	<b>2025 PROPOSED BUDGET</b>	<b>RECOMMENDED ADJUSTMENTS</b>
Budget	\$86,537,058	\$89,552,577	\$3,015,519
Revenue	\$52,880,213	\$54,128,708	\$1,248,495
Use of Fund Balance	\$1,210,591	\$2,821,303	\$1,610,712
Net County Cost	\$32,446,254	\$32,602,566	\$156,312
Allocated Positions	275	277	2

The 2025 Base Budget represents a \$10.5 million decrease from the 2024 Adopted Budget and includes updated salary, benefits, and Cost Allocation Plan costs. This is largely due to a decrease in the Local Community Corrections budget, which is the budget that receives 2011 Realignment Revenue for the Community Corrections Partnership (CCP). The Department will adjust the budget at 2025 Adopted Budget, after the Board of Supervisors approves the CCP’s Fiscal Year 2025 spending plan.

Recommended Budget Adjustments totaling \$3 million:

- Senate Bill 92 (2021-2022) amended Section 736.5 of the Welfare and Institution Code to formally establish the closure of the Department of Juvenile Justice (DJJ) on June 30, 2023. It further created Secure Youth Treatment Facilities (SYTF) as a local dispositional option for youth who are adjudicated of an offense that would have resulted in a commitment to the DJJ. With youth now being housed locally, this has eliminated costs associated with housing youth at DJJ and has come with additional funding. The total impact of these changes will result in a net decrease in Net County Cost of \$1.8 million while allowing the Department to maintain services. The recommended adjustment includes a decrease in appropriations of \$456,000 in the Administration budget, benefiting Net County Cost, which are no longer needed to house youth at the DJJ. Additionally, it is recommended to allow the Department to transfer \$1.3 million of fund balance from the Juvenile Justice Realignment Block Grant budget to the Institutional Services budget, benefiting Net County Cost, to offset the cost of one Supervising Probation Corrections Officer, three Probation Correction Officer III positions, and five Probation Correction Officer II positions. Should this ongoing funding source go away in the future, it is recommended that the Net County Cost would resume funding these positions. It is also recommended to increase appropriations by \$50,000 in the Juvenile Justice



Realignment Block Grant budget, funded with the use of fund balance, to install artificial turf in the Unit 7 and 8 recreation yards for the youth previously housed by the DJJ.

- Equipment and Vehicle Replacements – It is recommended to replace information technology equipment that has reached the end of useful life and to renew previously approved software licenses. To support these activities, it is recommended to increase appropriations by \$991,049 in the Field Services budget, of which \$350,000 is for fixed assets, and \$55,000 in the Institutional Services budget, all of which will be funded with Net County Cost. Seven previously approved vehicles are eligible for replacement pursuant to General Services Agency Fleet Services Policy. An increase in appropriations of \$489,820 in the Field Services budget, funded with Net County Cost, is recommended for this purpose. An oven and food carts have reached end of life and are recommended for replacement. An increase of \$150,000, funded with the use of fund balance, is recommended to support their replacement.
- The Department works to help youth at risk of being placed in group homes from being removed from their homes. In support of this work, the Department claims federal Title IV-E funds. Due to the declining number of youths in placement, and the associated costs with claiming the revenue, it is recommended that the Department no longer pursue the work of claiming the revenue. The estimated revenue loss of \$412,000, which increases Net County Cost by the same, for Budget Year 2025 is completely offset by other recommended adjustments to Net County Cost in this budget. This recommendation does not impact service levels to the community, and the Department will continue to work towards keeping youth in their homes.
- Pre-Trial Court Services - On June 28, 2022, the Board of Supervisors approved the creation of a pre-trial unit within the Probation Department, along with a Memorandum of Understanding between the Department and the Superior Court of California, County of Stanislaus, to conduct pre-trial risk assessments and pre-trial monitoring (Board Resolution 2022-0338). In support of this program, it is recommended to increase appropriations and estimated revenue by \$349,783 to support monitoring services as well as one new vehicle. The new vehicle will be used to pick up offenders and transport them to Court appearances, required appointments, and pre-trial staff training. The vehicle will be used by staff funded by the program to perform program funded operations.
- Juvenile Justice Realignment Block Grant – It is recommended to increase appropriations by \$100,000 in the Juvenile Justice Realignment Block Grant budget, using fund balance, for the remodel of Unit 1 in Juvenile Hall, which is used for booking.
- Staffing – The Department has long faced a high vacancy rate in the Deputy Probation Officer (DPO) classification. To maintain service levels, the department would like to expand the use of Probation Technicians. Probation Technicians can absorb administrative duties currently performed by DPOs, which should free up the DPOs to focus on community supervision. It is recommended to add seven new Probation Technician positions and to delete five vacant, block-budgeted Deputy Probation Officer I/II positions. This staffing change will result in a net decrease in appropriations of \$24,845, benefiting Net County Cost, in the Field Services budget.



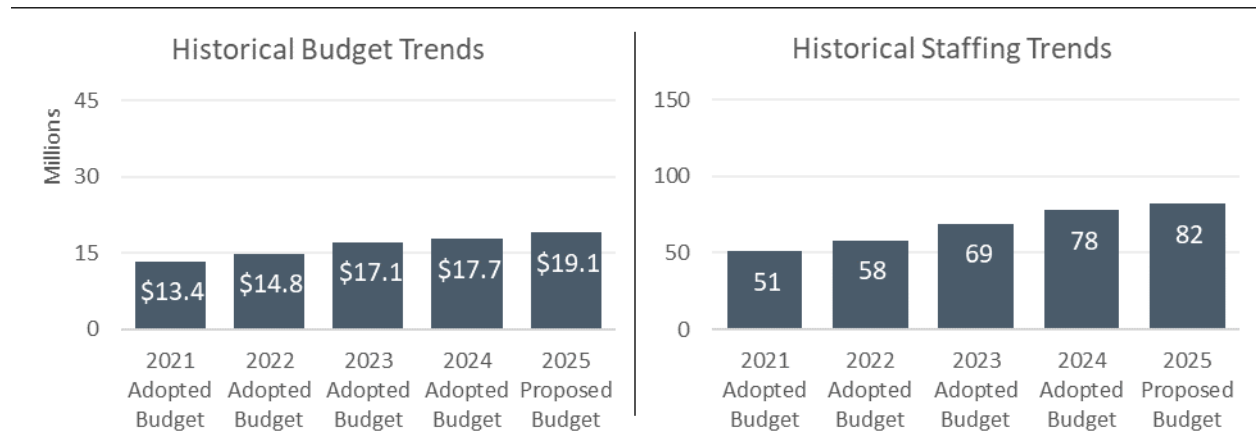


**PUBLIC DEFENDER**  
2025 Proposed Budget

	<b>2025 BASE BUDGET</b>	<b>2025 PROPOSED BUDGET</b>	<b>RECOMMENDED ADJUSTMENTS</b>
Budget	\$19,051,687	\$19,051,687	-
Revenue	\$5,227,839	\$5,227,839	-
Use of Fund Balance	-	-	-
Net County Cost	\$13,823,848	\$13,823,848	-
Allocated Positions	82	82	-

The 2025 Base Budget represents a \$1.3 million increase over the 2024 Adopted Budget and includes updated salary, benefits, and Cost Allocation Plan costs.

There are no recommended budget adjustments to the 2025 Base Budget.





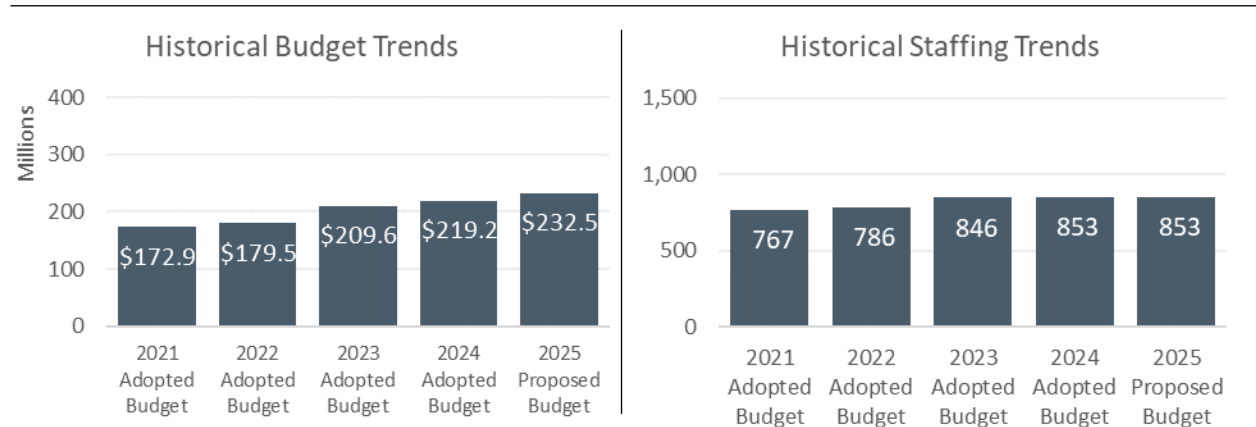
**SHERIFF**  
2025 Proposed Budget

	2025 BASE BUDGET	2025 PROPOSED BUDGET	RECOMMENDED ADJUSTMENTS
Budget	\$229,237,818	\$232,515,180	\$3,277,362
Revenue	\$62,614,845	\$62,614,845	-
Use of Fund Balance	\$5,065,100	\$5,017,114	(\$47,986)
Net County Cost	\$161,557,873	\$164,883,221	\$3,325,348
Allocated Positions	853	853	-

The 2025 Base Budget represents a \$10.1 million increase over the 2024 Adopted Budget and includes updated salary, benefits, and Cost Allocation Plan costs.

Recommended Budget Adjustments totaling \$3.3 million:

- **Vehicles** – The Department currently uses two trucks that have been pulled from service by other departments to transport fuel and equipment to the driver training course, one of which recently lost its transmission. To consolidate the transportation of fuel and equipment, it is recommended to support the purchase of one new flatbed truck. The new truck will be outfitted with a fuel transfer tank, along with other equipment. An increase in appropriations of \$91,359, using fund balance, is recommended in the Driver Training Program budget to support this purchase.
- **Vehicle Replacements** – It is recommended to replace 36 vehicles per the General Services Agency’s Fleet Services Policy for the Department. An increase in appropriations of \$270,250 in the Administration budget, \$82,512 in the Detention budget, and \$2.8 million in the Operations budget, all funded with Net County Cost, is recommended to support their replacement.
- A technical adjustment in the Court Security budget is recommended to reduce the use of fund balance, increasing Net County Cost, by \$139,345 to fully fund the issued Cost Allocation Plan charges for the budget.





## AGING AND VETERANS SERVICES

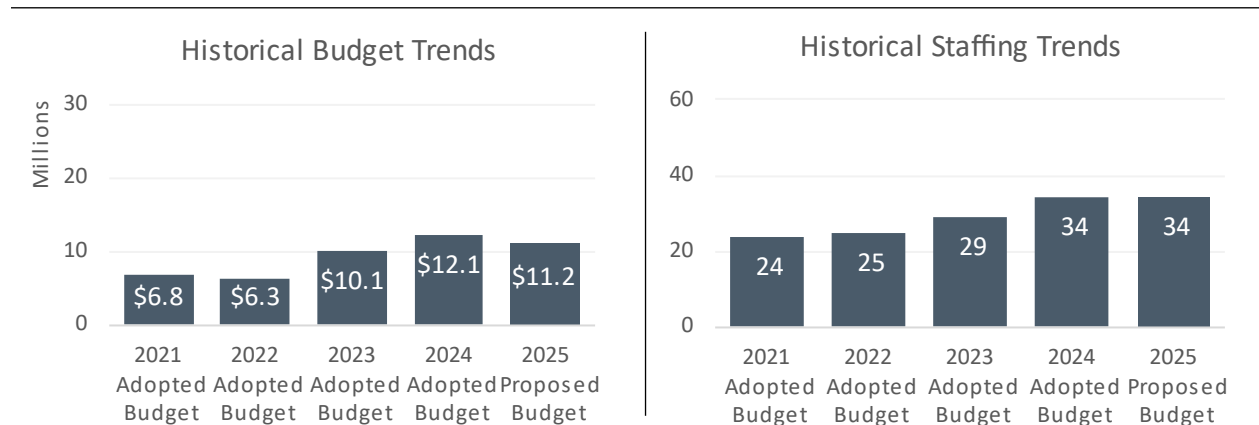
### 2025 Proposed Budget

	2025 BASE BUDGET	2025 PROPOSED BUDGET	RECOMMENDED ADJUSTMENTS
Budget	\$11,119,498	\$11,174,698	\$55,200
Revenue	\$8,389,107	\$8,444,307	\$55,200
Use of Fund Balance	\$460,038	\$460,038	-
Net County Cost	\$2,270,353	\$2,270,353	-
Allocated Positions	34	34	-

The 2025 Base Budget represents a \$1 million decrease from the 2024 Adopted Budget due to the use of one-time funding in the prior fiscal year.

Recommended Budget Adjustments totaling \$55,200:

- Increase revenue and appropriations in fixed assets by \$55,200 to purchase one vehicle for the senior meals program using Senior Nutrition Infrastructure funding.





## BEHAVIORAL HEALTH AND RECOVERY SERVICES

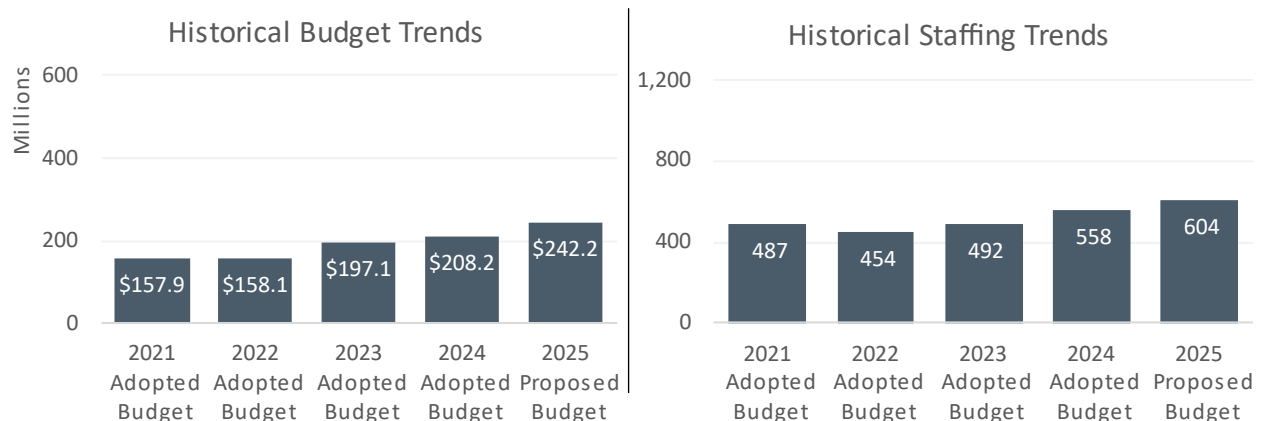
### 2025 Proposed Budget

	2025 BASE BUDGET	2025 PROPOSED BUDGET	RECOMMENDED ADJUSTMENTS
Budget	\$240,001,954	\$242,215,954	\$2,214,000
Revenue	\$218,964,575	\$221,133,575	\$2,169,000
Use of Fund Balance	\$16,772,052	\$16,817,052	\$45,000
Net County Cost	\$4,265,327	\$4,265,327	-
Allocated Positions	587	604	17

The 2025 Base Budget represents a \$31.8 million increase over the 2024 Adopted Budget and includes salary and benefits costs to support the 46 positions added during Fiscal Year 2024. In addition, the Department has implemented various new programs and mandated initiatives including the Behavioral Health Bridge Housing program, Mobile Crisis services, Collaborative Court including Community Assistance, Recovery and Empowerment (CARE) Court, Substance Use Disorder (SUD) services, California Advancing and Innovating Medi-Cal (CalAIM) and associated payment reform which has resulted in significant cost increases.

Recommended Budget Adjustments totaling \$2.2 million:

- Vehicles – Increase appropriations by \$180,000 to lease 12 vehicles to support various programs: four new sedans for CARE Act and Collaborative Court programs funded by Medi-Cal Federal Financial Participation (FFP), CARE Act implementation, and Community Corrections Plan revenue; two new vans for the Adult Mobile Assessment and Care Coordination Teams, and one new van for Adult Intensive Community Supports using fund balance; three vans to support the Turlock Behavioral Health Services Team, one replacement vehicle and two new, funded by Mental Health Services Act (MHSA) revenue; one van for the Behavioral Health Wellness Center, funded by MHSA revenue; and one van to support housing services funded by MHSA revenue.
- Staffing – It is recommended to increase appropriations by \$2 million to support 17 new positions for the Stanislaus Recovery Center.
  - One new block-budgeted Assistant Cook I/II is needed to meet Stanislaus Recovery Center's meal services needs for 24/7 operations which provides three meals per day. Currently, there is one Assistant Cook who provides two of the meals five days per week with other meal



services provided by clinical staff. The cost of this position is \$95,000, funded by a combination of Substance Use Block Grant and 2011 Realignment Health Revenues.

- There is a need to add nine block-budgeted Behavioral Health Specialist I/II positions and seven block-budgeted Clinical Services Technician I/II positions to provide services at Stanislaus Recovery Center to meet Drug Medi-Cal Organized Delivery System (DMC-ODS) Standards while providing four levels of residential care, three outpatient levels of care, stand-alone care coordination services, and stand-alone medication services. These positions are needed to ensure mandated services and licensing requirements are met while ensuring adequate staffing levels to ensure safety of both clients and staff. The total cost for these positions is \$1.9 million and is funded by Medi-Cal FFP revenue.
- In addition, it is recommended to transfer nine positions between budget units to align with the Department's Strategic Plan and other approved agenda items.
  - Three block-budgeted positions are being transferred from MHSA to Behavioral Health and Recovery Services (BHRS): one Administrative Clerk III to support the Children's System of Care division, one Behavioral Health Specialist I/II to support the Adult System of Care Forensic program, and one Mental Health Clinician I/II to meet staffing needs in the Community Response Team program (Board Resolution 2021-0136).
  - One block-budgeted Behavioral Health Specialist I/II is being transferred from Substance Use Disorder to MHSA to support the Access Crisis and Support line with the 24/7 operation (Board Resolution 2021-0136).
  - Three block-budgeted positions are being transferred from BHRS to MHSA: one Behavioral Health Specialist I/II for the Supportive Services Division Housing program, one Mental Health Clinician I/II to support the Prevention and Early Intervention program, and one Psychiatric Nurse I/II to support the Adult Medication Clinic (Board Resolution 2022-0326).
  - One Behavioral Health Coordinator is being transferred from BHRS to the Substance Use Disorder to supervise the Forensic Services Program (Board Resolution 2023-0374).
  - One Mental Health Coordinator is being transferred from Substance Use Disorder to BHRS to support the Mental Health Court/Diversion Team (Board Resolution 2023-0374).

#### Challenges and Opportunities:

- Projections for Fiscal Year 2025 MHSA funding, which is derived from a 1% income tax on personal income of more than \$1 million per year, are significantly lower than last fiscal year. In addition, with the passage of Proposition 1 there will be a restructuring of MHSA funding that will impact both Mental Health and Substance Use Disorder programs at BHRS.



## CHILD SUPPORT SERVICES

### 2025 Proposed Budget

	2025 BASE BUDGET	2025 PROPOSED BUDGET	RECOMMENDED ADJUSTMENTS
Budget	\$17,443,543	\$17,443,543	-
Revenue	\$17,443,543	\$17,443,543	-
Use of Fund Balance	-	-	-
Net County Cost	-	-	-
Allocated Positions	148	143	-5

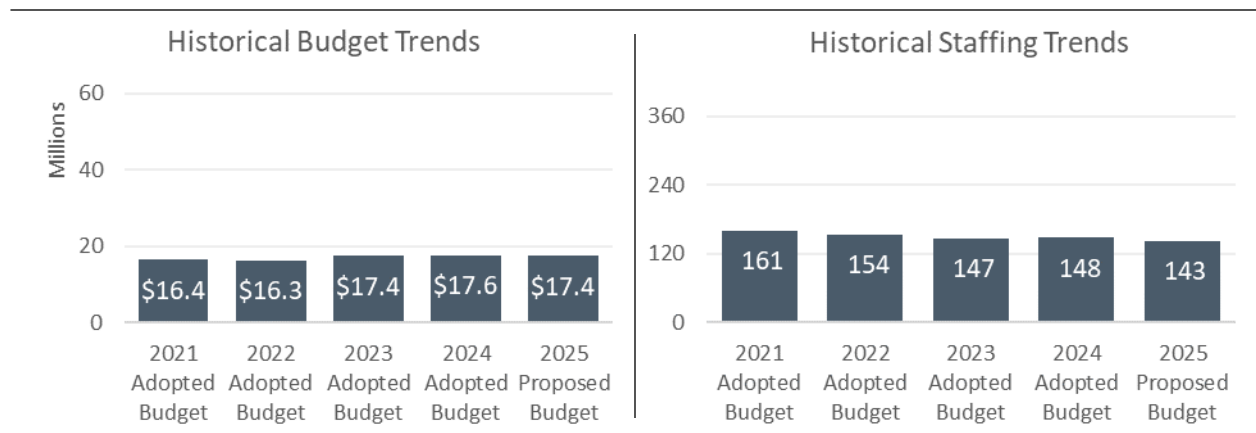
The 2025 Base Budget represents a \$184,006 decrease from the 2024 Adopted Budget to align the budget with the State allocation.

There are no recommended adjustments to the 2025 Base Budget.

The Department is deleting five unfunded positions: two Account Clerk III positions, one Accounting Technician, one Administrative Clerk II, and one Supervising Legal Clerk I/II due to flat funding from the State and the increased cost of doing business.

#### Challenges and Opportunities:

- The Department’s budget allocation, after remaining flat since 1999, increased in Fiscal Years 2021-22 and 2022-23 but once again remains uncertain. The Governor’s Proposed Budget for Fiscal Year 2024-25 includes no additional funding allocated by the State to Stanislaus County. The requested deletion of positions reflects the effects of flat funding with increasing costs to do business. Department leadership continues to monitor the funding situation closely, working with the California Department of Child Support Services and the California Child Support Director’s Association to educate lawmakers and legislative staff on the importance of child support services. For every dollar spent on the program, the Department collected \$3.53, making it one of the most cost-effective programs available.





**COMMUNITY SERVICES AGENCY**  
2025 Proposed Budget

	2025 BASE BUDGET	2025 PROPOSED BUDGET	RECOMMENDED ADJUSTMENTS
Budget	\$375,870,889	\$375,870,889	-
Revenue	\$349,319,015	\$349,319,015	-
Use of Fund Balance	\$13,210,026	\$13,210,026	-
Net County Cost	\$13,341,848	\$13,341,848	-
Allocated Positions	1,176	1,176	-

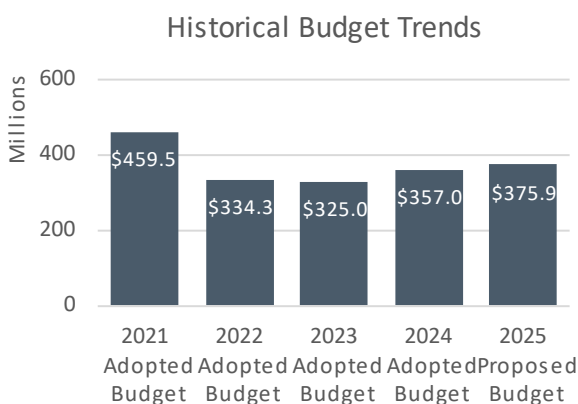
The 2025 Base Budget represents a \$18.9 million increase over the 2024 Adopted Budget and includes updated salary, benefits, and Cost Allocation Plan costs and accounts for increased caseloads and average grant payments for Public Economic Assistance programs.

There are no recommended adjustments to the 2025 Base Budget.

Staffing – It is recommended to reclassify and block-budget one Accountant I position to block-budgeted Accountant I/II position to provide flexibility, uniformity, and increased capabilities in handling complex fiscal work.

Challenges and Opportunities:

- *Children’s Visitation Center* – The current visitation center site at the Community Services Agency (CSA) does not meet the demand for supervised/monitored visits, as mandated by the courts. CSA is seeking a new visitation center; once a suitable location is found, the start-up and operational costs of the center will be charged to the benefitting program, Child Welfare Services, which will impact Realignment funding.
- *In-Home Supportive Services (IHSS) – Medi-Cal Expansion* – In 2022, Medi-Cal was expanded to include adults aged 50 or older, regardless of immigration status, the Medi-Cal asset limit increased; and complete elimination of the Medi-Cal asset test is expected and will occur in a phased approach. As more individuals are eligible for Medi-Cal benefits, they may qualify for IHSS; therefore, IHSS is experiencing caseload growth and consequently a workload increase at current staff levels.
- *IHSS Maintenance of Effort (MOE)* - Funding the MOE is a challenge with the annual 4% inflation factor and the locally negotiated increases to wage supplement and benefits. The current



memorandum of understanding (MOU) expires December 31, 2024; the County will begin negotiations with United Domestic Workers of America (UDWA), which may result in an impact to Net County Cost.

- *StanWORKs* - The Governor's Fiscal Year 2024-25 Proposed Budget included potential changes to the following CalWORKs programs that could decrease funding by \$8.04 million: CalWORKs Single Allocation, CalWORKs Expanded Subsidized Employment (ESE), CalWORKs Family Stabilization, Employment Services, and CalFresh.
- *Home Safe* – Home Safe provides housing support, stability, and prevents or addresses homelessness of Adult Protective Services clients. Stanislaus County has received \$2 million from the State in the noncompetitive program allocation through June 30, 2025. The May Revision of the State's Fiscal Year 2024-25 Budget proposed to eliminate this funding as of Fiscal Year 2025-26; however, CSA is still researching how this will impact Fiscal Year 2025.
- *Bringing Families Home (BFH)* – This program provides housing supports to families receiving child welfare services who are experiencing or at risk of homelessness. Stanislaus County received \$2.1 million from the State in the noncompetitive program allocation through June 30, 2025. The May Revision of the State's Fiscal Year 2024-25 Budget proposed to eliminate this funding as of Fiscal Year 2025-26; however, CSA is still researching how this will impact Fiscal Year 2025.





## HEALTH SERVICES AGENCY

### 2025 Proposed Budget

	2025 BASE BUDGET	2025 PROPOSED BUDGET	RECOMMENDED ADJUSTMENTS
Budget	\$93,459,177	\$93,459,177	-
Revenue	\$82,690,502	\$82,690,502	-
Use of Fund Balance	\$5,757,872	\$5,757,872	-
Net County Cost	\$5,010,803	\$5,010,803	-
Allocated Positions	461	461	-

The 2025 Base Budget represents a \$6 million decrease from the 2024 Adopted Budget due to the end of COVID-19 pandemic-related funding and to align with revenue projections.

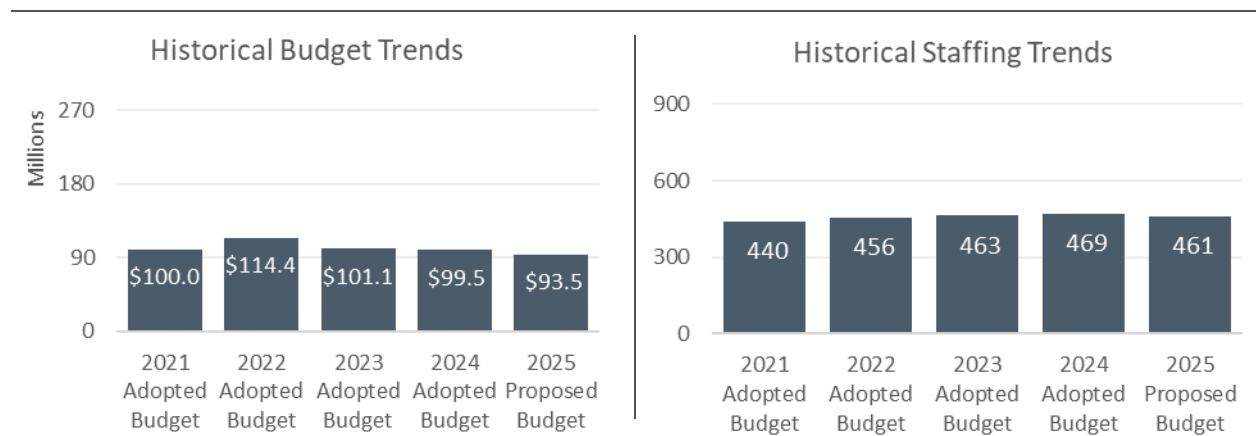
There are no recommended adjustments to the 2025 Base Budget.

#### Budget and Staffing Allocation Neutral Requests:

- It is recommended to add one Staff Services Coordinator for Emergency Preparedness to serve as the Climate and Health Program Coordinator and delete one Staff Services Coordinator related to COVID grant funding that is expiring.
- It is also recommended to add one Staff Services Coordinator for Maternal Child and Adolescent Health Programs and delete one Public Health Nurse III.

#### Challenges and Opportunities:

- The Clinics and Ancillary Services budget reflects operations prior to the elimination of the County Provided Primary Care Services and Physician Training Support at Paradise Medical Office and the Specialty and Physical Rehabilitation Services and some Obstetric Services at the McHenry Medical Office approved by the Board on April 16, 2024 (Board Resolution 2024-0162). This budget unit will need to be right sized in future budget cycles.





## AGRICULTURAL COMMISSIONER

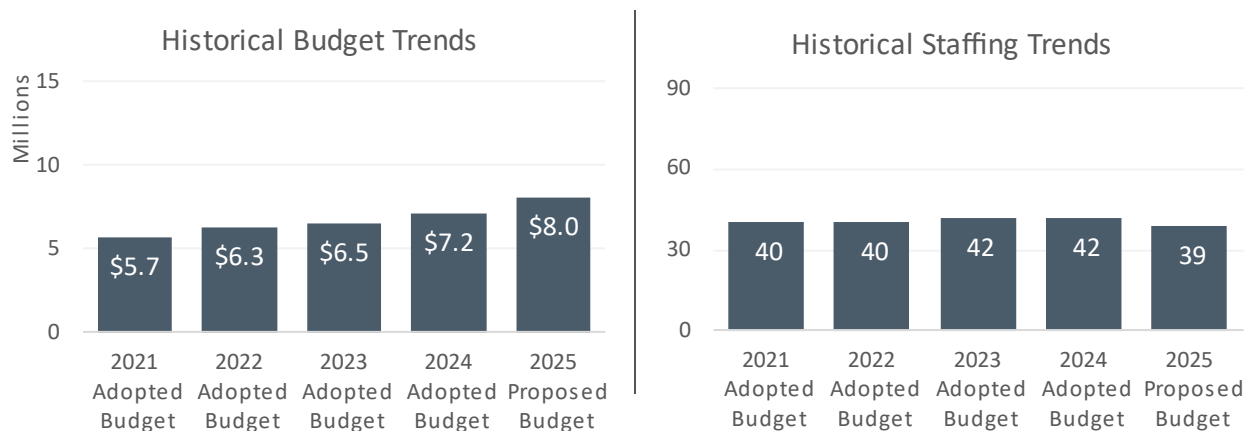
### 2025 Proposed Budget

	2025 BASE BUDGET	2025 PROPOSED BUDGET	RECOMMENDED ADJUSTMENTS
Budget	\$7,734,507	\$8,022,243	\$287,736
Revenue	\$4,485,772	\$4,485,772	-
Use of Fund Balance	-	-	-
Net County Cost	\$3,248,735	\$3,536,471	\$287,736
Allocated Positions	39	39	-

The 2025 Base Budget represents a \$568,075 increase from the 2024 Adopted Budget and includes updated salary, benefits, and Cost Allocation Plan costs.

Recommended Budget Adjustments totaling \$287,736:

- **Vehicles** – An increase in appropriations and Net County Cost of \$273,000 is recommended to replace six vehicles that are past the 10-year service life and/or exceed 100,000 miles. These vehicles will support the Department in conducting agricultural and weights and measures inspections throughout the County.
- **Janitorial Services** – A \$14,736 increase for costs associated with an existing contract with Pride Industries for janitorial services, funded by Net County Cost, is recommended.





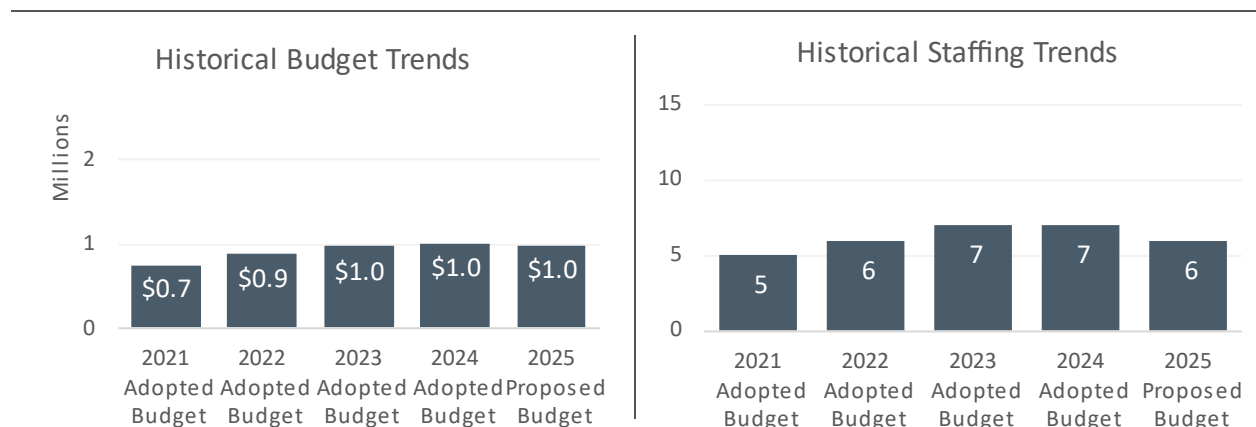
## UNIVERSITY OF CALIFORNIA COOPERATIVE EXTENSION

### 2025 Proposed Budget

	2025 BASE BUDGET	2025 PROPOSED BUDGET	RECOMMENDED ADJUSTMENTS
Budget	\$988,103	\$988,103	-
Revenue	-	-	-
Use of Fund Balance	\$5,000	\$5,000	-
Net County Cost	\$983,103	\$983,103	-
Allocated Positions	6	6	-

The 2025 Base Budget represents a \$26,039 decrease from the 2024 Adopted Budget, primarily due to the transition of the 4-H Coordinator, moving from an allocated position to a contracted service.

There are no recommendations to the 2025 Base Budget.





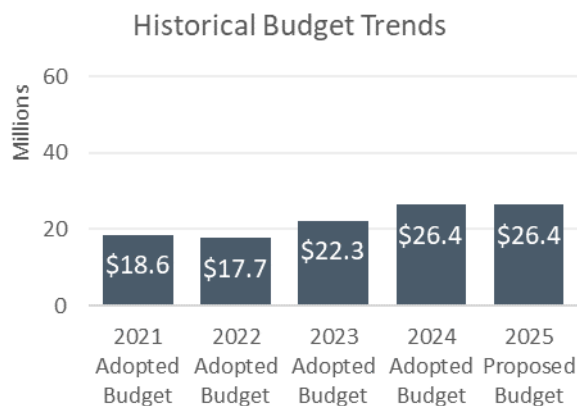
## WORKFORCE DEVELOPMENT

### 2025 Proposed Budget

	2025 BASE BUDGET	2025 PROPOSED BUDGET	RECOMMENDED ADJUSTMENTS
Budget	\$26,379,322	\$26,379,322	-
Revenue	\$26,379,322	\$26,379,322	-
Use of Fund Balance	-	-	-
Net County Cost	-	-	-
Allocated Positions	95	95	-

The 2025 Base Budget remains unchanged from the 2024 Adopted Budget.

There are no recommended adjustments to the 2025 Base Budget.



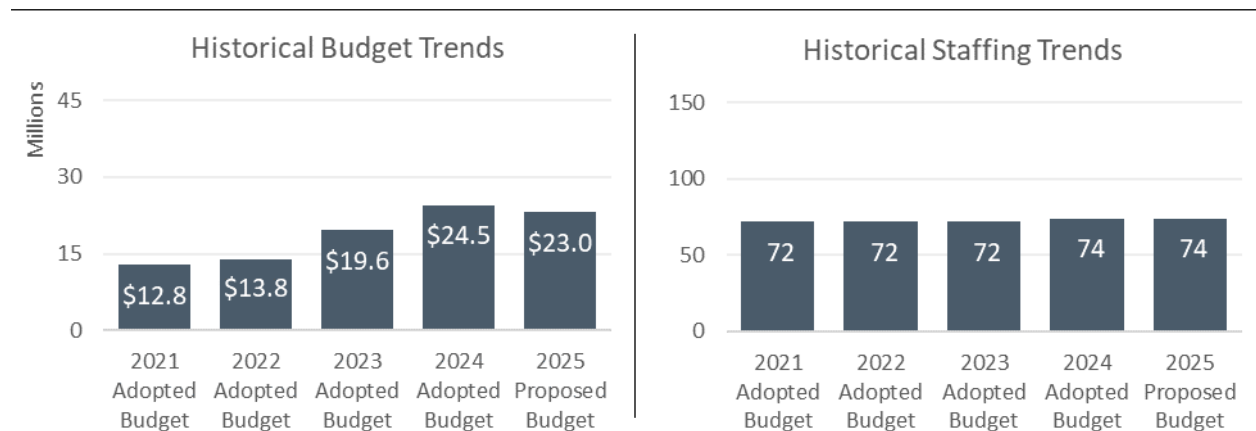


**LIBRARY**  
2025 Proposed Budget

	<b>2025 BASE BUDGET</b>	<b>2025 PROPOSED BUDGET</b>	<b>RECOMMENDED ADJUSTMENTS</b>
Budget	\$23,038,301	\$23,038,301	-
Revenue	\$19,626,897	\$19,626,897	-
Use of Fund Balance	\$2,544,594	\$2,544,594	-
Net County Cost	\$866,810	\$866,810	-
Allocated Positions	74	74	-

The 2025 Base Budget represents a \$1.5 million decrease from the 2024 Adopted Budget, primarily attributable to changes in allocated Building Community Services Investment (BCSI) funding in the base budget; the year three BCSI allocation is pending consideration at Adopted Budget.

There are no recommended budget adjustments to the 2025 Base Budget.





**ASSESSOR**  
2025 Proposed Budget

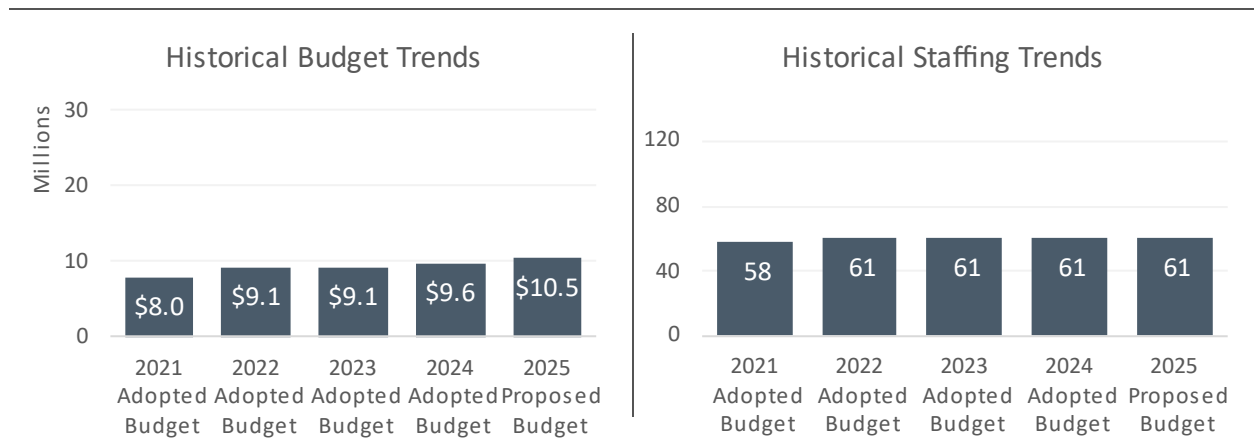
	<b>2025 BASE BUDGET</b>	<b>2025 PROPOSED BUDGET</b>	<b>RECOMMENDED ADJUSTMENTS</b>
Budget	\$10,546,934	\$10,546,934	-
Revenue	\$1,422,752	\$1,422,752	-
Use of Fund Balance	\$124,500	\$124,500	-
Net County Cost	\$8,999,682	\$8,999,682	-
Allocated Positions	61	61	-

The 2025 Base Budget represents a \$928,258 increase over the 2024 Adopted Budget and includes updated salary, benefits, and Cost Allocation Plan costs.

There are no recommended adjustments to the 2025 Base Budget.

Challenges and Opportunities:

- The Assessor closely monitors proposed property tax legislation and collaborates with both the California Assessor's Association and the State Board of Equalization to understand potential impacts to County operations. There are no anticipated property tax legislation impacts projected to substantially effect the Budget Year 2025. Nevertheless, the Department remains committed to keeping the Board informed of any developments that could have a significant impact on Department operations or the County's revenue.





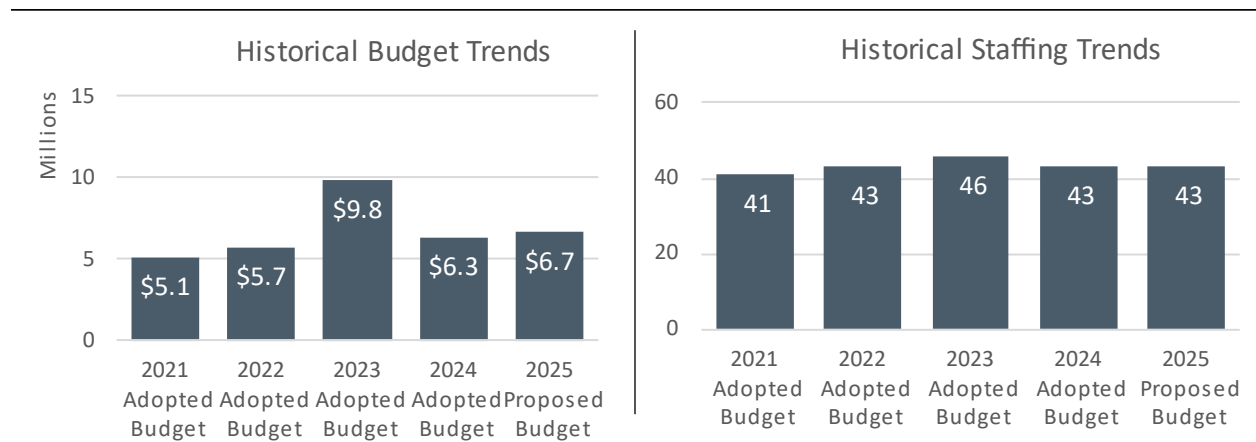
**AUDITOR-CONTROLLER**  
2025 Proposed Budget

	2025 BASE BUDGET	2025 PROPOSED BUDGET	RECOMMENDED ADJUSTMENTS
Budget	\$6,651,636	\$6,713,652	\$62,016
Revenue	\$3,990,736	\$4,027,945	\$37,209
Use of Fund Balance	-	-	-
Net County Cost	\$2,660,900	\$2,685,707	\$24,807
Allocated Positions	43	43	-

The 2025 Base Budget represents a \$396,915 increase over the 2024 Adopted Budget and includes updated salary, benefits, and Cost Allocation Plan (CAP) costs.

Recommended Budget Adjustments totaling \$62,016:

- It is recommended to increase appropriations by \$30,432 for payroll office space to ensure confidentiality and efficient payroll operations, with 60% funded by CAP revenue totaling \$18,259, resulting in a \$12,173 impact to Net County Cost (NCC).
- It is recommended to increase appropriations by \$31,584 to cover additional internal auditing services with Brown Armstrong for Budget Year 2025, including cash count audits for Fiscal Years 2023 and 2024 and purchasing card audits for Fiscal Years 2022 and 2023, to ensure compliance, evaluate risks, protect assets, and ensure proper accountability of public funds. The adjustment is 60% funded by CAP revenue totaling \$18,950, resulting in a \$12,634 impact to NCC.





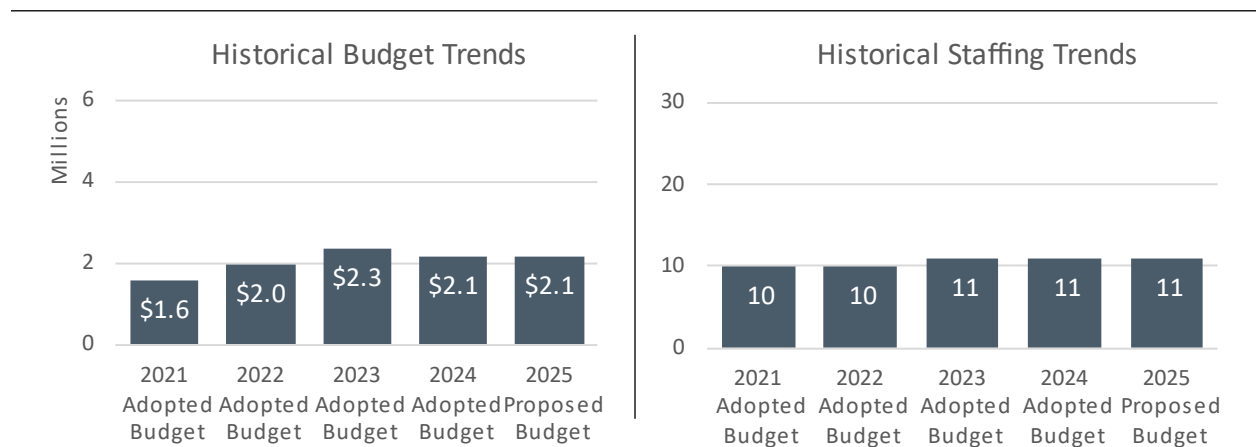
## BOARD OF SUPERVISORS

### 2025 Proposed Budget

	2025 BASE BUDGET	2025 PROPOSED BUDGET	RECOMMENDED ADJUSTMENTS
Budget	\$2,143,443	\$2,143,443	-
Revenue	\$68,922	\$68,922	-
Use of Fund Balance	-	-	-
Net County Cost	\$2,074,521	\$2,074,521	-
Allocated Positions	11	11	-

The 2025 Base Budget represents a \$3,181 decrease from the 2024 Adopted Budget and includes updated salary, benefits, and Cost Allocation Plan costs. The small decrease can be attributed to changes in individual benefits selections.

There are no recommended adjustments to the 2025 Base Budget.







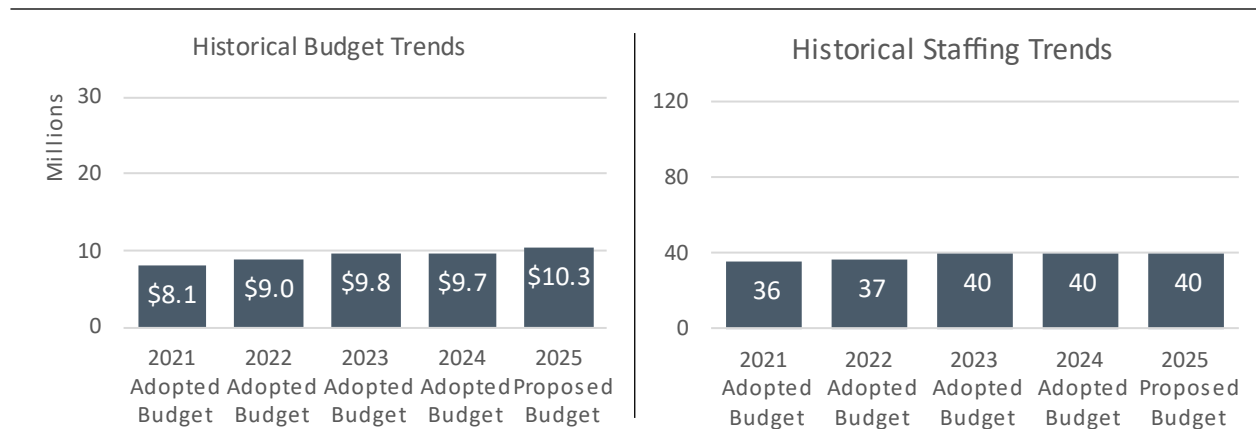
## CHIEF EXECUTIVE OFFICE - ADMINISTRATION

### 2025 Proposed Budget

	2025 BASE BUDGET	2025 PROPOSED BUDGET	RECOMMENDED ADJUSTMENTS
Budget	\$10,318,800	\$10,318,800	-
Revenue	\$4,190,600	\$4,190,600	-
Use of Fund Balance	-	-	-
Net County Cost	\$6,128,200	\$6,128,200	-
Allocated Positions	40	40	-

The 2025 Base Budget represents a \$625,400 increase over the 2024 Adopted Budget and includes updated salary, benefits, and Cost Allocation Plan costs.

There are no recommended adjustments to the 2025 Base Budget.





## CHIEF EXECUTIVE OFFICE – HUMAN RELATIONS

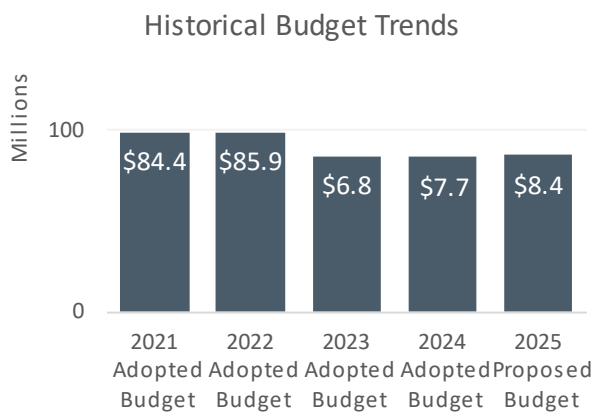
### 2025 Proposed Budget

	2025 BASE BUDGET	2025 PROPOSED BUDGET	RECOMMENDED ADJUSTMENTS
Budget	\$8,382,721	\$8,352,289	(\$30,432)
Revenue	\$5,061,086	\$5,042,827	(\$18,259)
Use of Fund Balance	-	-	-
Net County Cost	\$3,321,635	\$3,309,462	(\$12,173)
Allocated Positions	40	40	-

The 2025 Base Budget represents a \$699,797 increase over the 2024 Adopted Budget and includes updated salary, benefits, and Cost Allocation Plan (CAP) costs along with funded increases to support growth within existing services.

Recommended Budget Adjustments totaling \$30,432:

- It is recommended to decrease appropriations by \$30,432 to reduce CAP charges for the rent of the 5<sup>th</sup> floor space previously occupied by the CEO-Human Relations staff. This adjustment results in a reduction of \$18,259 (60%) in CAP revenue and \$12,173 (40%) in Net County Cost.



Effective Fiscal Year 2023, this budget was restructured to go from eight to one Legal Budget unit.





**CLERK-RECORDER**  
2025 Proposed Budget

	2025 BASE BUDGET	2025 PROPOSED BUDGET	RECOMMENDED ADJUSTMENTS
Budget	\$8,227,431	\$10,909,157	\$2,681,726
Revenue	\$3,649,872	\$4,245,150	\$595,278
Use of Fund Balance	\$258,750	\$258,750	-
Net County Cost	\$4,318,809	\$6,405,257	\$2,086,448
Allocated Positions	50	50	-

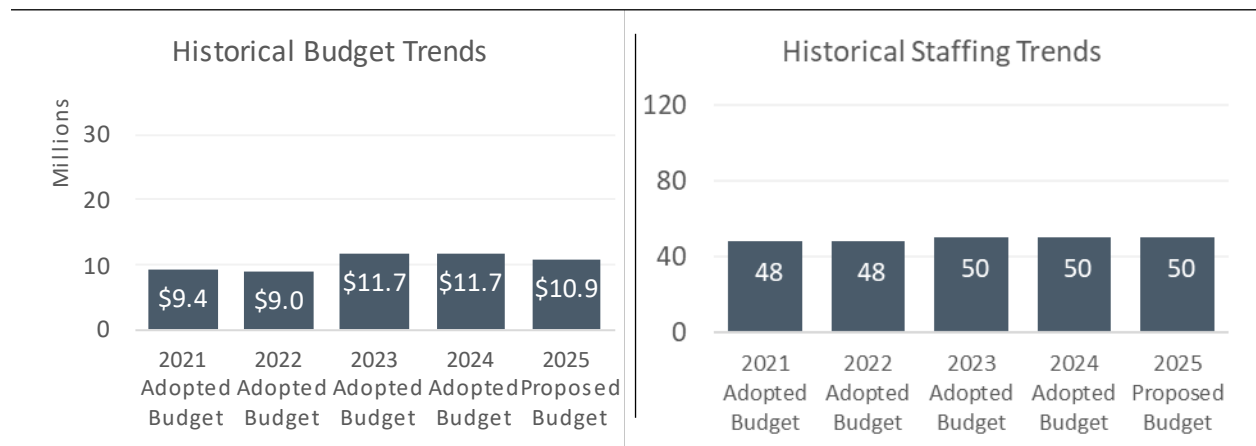
The 2025 Base Budget represents a \$3.5 million decrease from the 2024 Adopted Budget and includes updated salary, benefits, and Cost Allocation Plan costs. The decrease is primarily due to separating estimated revenue and costs specific to elections during the 2025 Zero-Base Budget process; these items are included in the 2025 Proposed Budget adjustment recommendations below.

Recommended Budget Adjustments totaling \$2.7 million:

- Clerk-Recorder – Over the past three years, property recordings have decreased on average by 26.8%. To address the ongoing reduction in recording fees attributed to a slowing housing market, it is recommended to decrease estimated revenue and appropriations by \$507,799. Savings in appropriations is achieved by keeping six existing vacant positions unfilled.
- Elections – The base budget for the Elections division was established by determining the costs required to support existing staff and standard operations without the additional costs needed to hold an election. This provides the means to clearly identify costs and corresponding revenue required to conduct elections, which vary from year to year depending on the type of election conducted. It is recommended to increase base budget appropriations by \$3.2 million to fund costs related to the November 2024 Presidential General election, funded by \$1.1 million in estimated revenue from election-related recoverable costs and \$2.1 million in Net County Cost.

Challenges and Opportunities:

- Declining property recordings revenue presents a funding challenge for the Department, requiring a reduction in estimated revenue and appropriations in the Clerk-Recorder’s 2025 Proposed Budget. The Department is taking proactive steps, exploring ways to maximize available revenue, and conducting in-depth budget analyses to develop a balanced plan for the 2025 Adopted Budget.



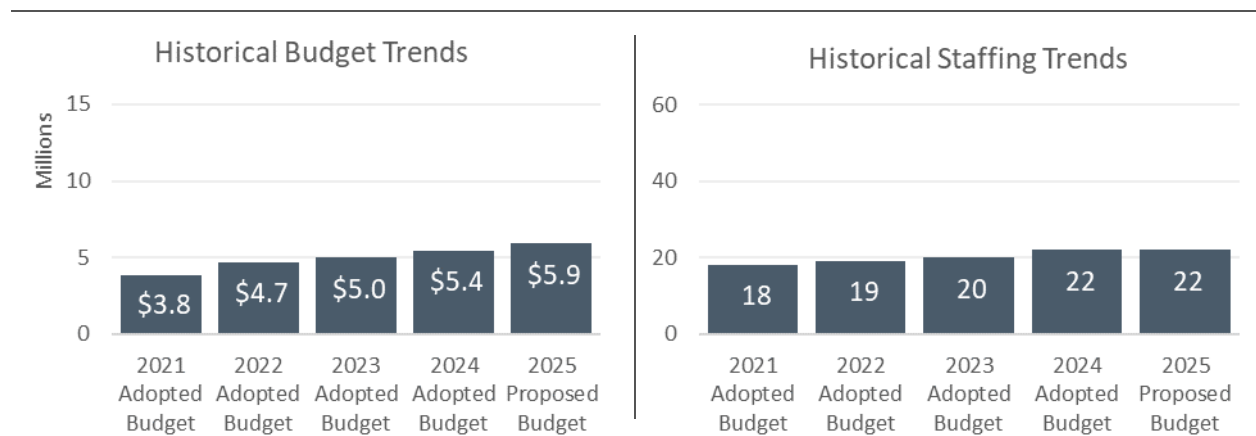


**COUNTY COUNSEL**  
2025 Proposed Budget

	<b>2025 BASE BUDGET</b>	<b>2025 PROPOSED BUDGET</b>	<b>RECOMMENDED ADJUSTMENTS</b>
Budget	\$5,898,953	\$5,898,953	-
Revenue	\$3,107,724	\$3,107,724	-
Use of Fund Balance	-	-	-
Net County Cost	\$2,791,229	\$2,791,229	-
Allocated Positions	22	22	-

The 2025 Base Budget represents a \$462,180 increase over the 2024 Adopted Budget and includes updated salary, benefits, and Cost Allocation Plan costs.

There are no recommended adjustments to the 2025 Base Budget.





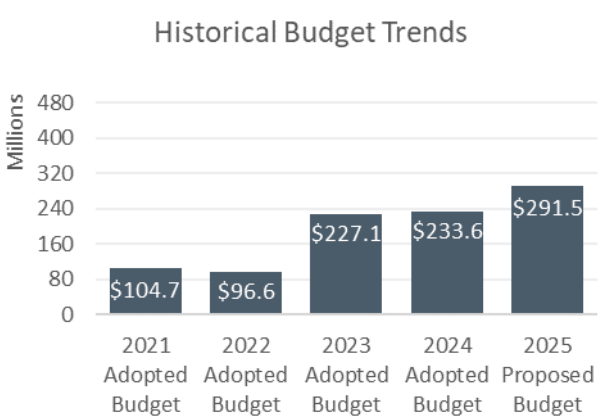
## COUNTY OPERATIONS 2025 Proposed Budget

	2025 BASE BUDGET	2025 PROPOSED BUDGET	RECOMMENDED ADJUSTMENTS
Budget	\$237,898,010	\$291,455,816	\$53,557,806
Revenue	\$178,872,103	\$205,445,657	\$26,573,554
Use of Fund Balance	\$6,741,973	\$5,644,688	(\$1,097,285)
Net County Cost	\$52,283,934	\$80,365,471	\$28,081,537
Allocated Positions	-	-	-

The 2025 Base Budget represents a \$4.3 million increase over the 2024 Adopted Budget and includes various updates due to cost-of-doing-business increases and pending projects.

Recommended Budget Adjustments totaling \$53.6 million:

- **Airport** – This budget unit funds improvements at the Modesto City/County Airport using revenue received from aircraft taxes, which is part of Discretionary Revenue. A \$72,100 increase, funded by Net County Cost, is recommended to align the potential contribution with estimated aircraft tax revenue. Only the actual amount is transferred to the City of Modesto.
- **American Rescue Plan Act (ARPA)** – This budget unit tracks the Federal funds provided to the County through the State and Local Fiscal Recovery Fund (SLFRF) portion of the ARPA. The recommended budget includes an increase of \$12 million in revenue and appropriations that will be used to fund a portion of Phase 1A infrastructure improvements of the Crows Landing Industrial Business Park project.
- **Appropriations for Contingencies** – Appropriations for Contingencies provides funds for unexpected and emergency financial exposures. Per policy, the base amount is set at a level of at least 2% of the average annual General Fund revenue of the preceding three fiscal years. It is recommended to decrease appropriations and Net County Cost by \$3.8 million to restore this budget to the base figure of \$9 million.
- **Cannabis Program** – The Cannabis Program budget funds several departments that participate in the enforcement of illegal cannabis operations. Revenue comes from fees associated with development agreements tied to permitted operations. Fee revenue has been declining due to nonpayment and renegotiated fees. A \$2 million decrease to the base budget is necessary to align



Effective Fiscal Year 2023, this budget was restructured to go from 17 to 28 Legal Budget units

expenditures with available resources. Corresponding adjustments include a \$926,446 reduction in estimated revenue and a \$1.1 million reduction in the use of retained earnings. Related department budget adjustments will be brought forward with the 2025 Adopted Budget.

- Crows Landing Industrial Business Park (CLIBP) Project – In 2004, Stanislaus County acquired the former Crows Landing Air Facility from the Federal government and has since designated it the Crows Landing Industrial Business Park for the purpose of job creation. The CLIBP’s Specific Plan was approved in 2018, and design and engineering for Phase 1A, consisting of approximately 103 acres, began in 2019. In the 2020 Proposed Budget, the Board assigned \$20 million of General Fund for the project. In addition, the Board authorized \$12 million of ARPA revenue for infrastructure improvements and the County has allotted \$3.5 million in Federal Grant funding. Numerous infrastructure improvements are set to begin in Budget Year 2025 totaling over \$31 million. Improvements include construction of a potable water system; onsite grading, drainage, and utilities; road widening; wastewater facilities; and landscaping. To fund the project costs, the recommended budget includes \$31.3 million in appropriations funded by \$12 million of ARPA revenue, \$15.8 million of the General Fund assignment, and \$3.5 million in Federal grant funding.
- DOJ Drug and Alcohol – This budget funds drug and alcohol testing for law enforcement agencies in Stanislaus County. The fund receives revenue from Controlled Substance fines and receives a General Fund contribution to balance the budget. The recommended budget includes an increase in appropriations of \$15,000, funded by the use of \$3,434 in fund balance and an additional General Fund contribution of \$11,566. The County voluntarily contributes funds to cover the costs of the other agencies in Stanislaus County. The total General Fund Contribution in 2025 is \$61,566.
- General Fund Contributions to Others – A recommendation of a net increase in appropriations of \$16 million is recommended and provides General Fund contributions to non-General Fund budgets in support of adjustments above the base budget as identified in this document and funded with Net County Cost. This increase supports the following budgets:
  - Ongoing Funding
    - \$139,345 – Sheriff – Court Security
    - \$11,566 – DOJ Drug and Alcohol
  - One Time Funding
    - \$15.8 million - Crows Landing Industrial Business Park Project (funded with a General Fund assignment)
    - \$65,000 – Public Works Road and Bridge

#### Challenges and Opportunities:

- The Focus on Prevention Initiative, along with a corresponding budget unit in County Operations, was established in Fiscal Year 2015 with a ten-year commitment toward improving the quality of life for all Stanislaus County residents and families through coordinated prevention efforts across multiple sectors to promote health and wellbeing. Effective with Budget Year 2025, the ten-year commitment is complete, and the budget unit is closed as prevention initiatives are now embedded within departments and County partners.



## GENERAL SERVICES AGENCY

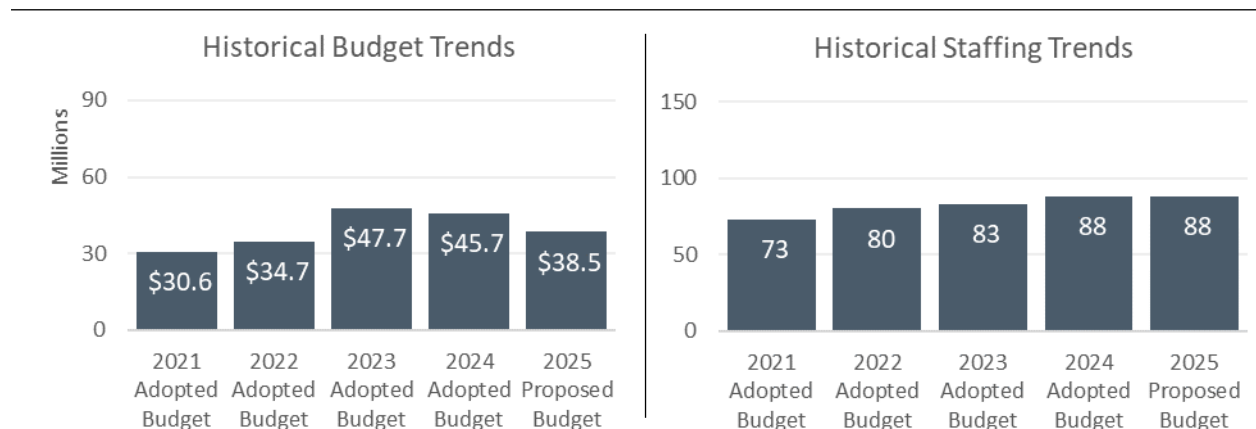
### 2025 Proposed Budget

	2025 BASE BUDGET	2025 PROPOSED BUDGET	RECOMMENDED ADJUSTMENTS
Budget	\$38,379,260	\$38,484,260	\$105,000
Revenue	\$31,828,904	\$31,828,904	-
Use of Fund Balance	\$229,430	\$334,430	\$105,000
Net County Cost	\$6,320,926	\$6,320,926	-
Allocated Positions	88	88	-

The 2025 Base Budget represents a \$7.3 million decrease from the 2024 Adopted Budget and includes updated salary, benefits, and Cost Allocation Plan costs. The decrease is primarily due to the delay in allocating Building Community Services Investment funding for year three of the program.

Recommended Budget Adjustments totaling \$105,000:

- An increase in appropriations of \$105,000 is recommended to purchase two vehicles for Facility Maintenance, using fund balance. These vehicles were previously approved through Board Resolution 2023-0328 as part of the 2024 Proposed Budget and Resolution 2023-0108 as part of the 2023 Midyear Budget. However, the procurement of these vehicles has been unsuccessful due to limited vehicle availability. This adjustment includes one new vehicle and one replacement, as per Fleet Services Policy, providing reliable transportation to staff. This enables staff to travel to worksite locations and carry their necessary tools with them.





## INFORMATION TECHNOLOGY CENTRAL

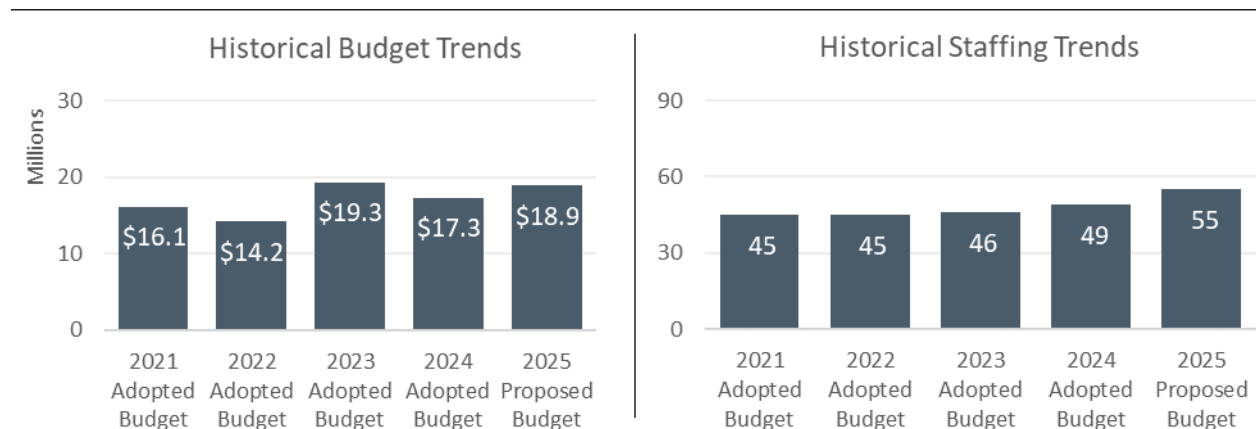
### 2025 Proposed Budget

	2025 BASE BUDGET	2025 PROPOSED BUDGET	RECOMMENDED ADJUSTMENTS
Budget	\$18,423,211	\$18,923,211	\$500,000
Revenue	\$18,769,395	\$19,269,395	\$500,000
Use of Fund Balance	(\$346,184)	(\$346,184)	-
Net County Cost	-	-	-
Allocated Positions	55	55	-

The 2025 Base Budget represents a \$1.1 million increase over the 2024 Adopted Budget, primarily due to organizational changes previously approved by the Board, and includes updated salary, benefits, and Cost Allocation Plan costs.

Recommended Budget Adjustments totaling \$500,000:

- An increase in appropriations and revenue by \$500,000 is recommended to support a new Security Operations Center. This service will help improve Countywide cyber security incident detection and response by providing centralized visibility into security events and 24/7 monitoring. This service will provide licensing to cover all County employee accounts and equipment. Increased Cost Allocation Plan charges will be issued to fund the Security Operations Center.







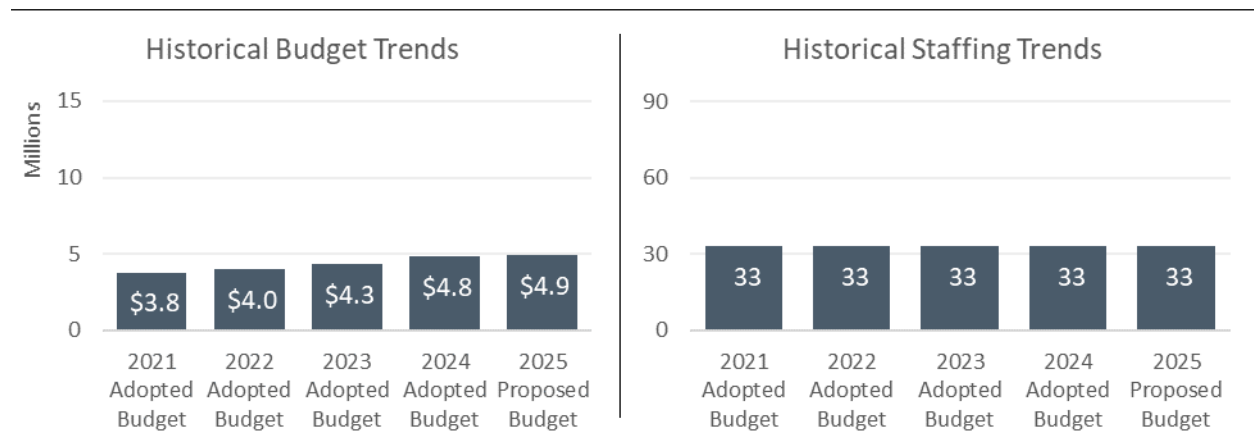
## TREASURER-TAX COLLECTOR

### 2025 Proposed Budget

	2025 BASE BUDGET	2025 PROPOSED BUDGET	RECOMMENDED ADJUSTMENTS
Budget	\$4,900,229	\$4,900,229	-
Revenue	\$3,537,800	\$3,537,800	-
Use of Fund Balance	-	-	-
Net County Cost	\$1,362,429	\$1,362,429	-
Allocated Positions	33	33	-

The 2025 Base Budget represents a \$90,978 increase over the 2024 Adopted Budget and includes updated salary, benefits, and Cost Allocation Plan costs.

There are no recommended adjustments to 2025 Base Budget.





## ENVIRONMENTAL RESOURCES

### 2025 Proposed Budget

	2025 BASE BUDGET	2025 PROPOSED BUDGET	RECOMMENDED ADJUSTMENTS
Budget	\$39,796,584	\$43,755,584	\$3,959,000
Revenue	\$22,929,547	\$22,929,547	-
Use of Fund Balance	\$12,939,010	\$16,898,010	\$3,959,000
Net County Cost	\$3,928,027	\$3,928,027	-
Allocated Positions	109	109	-

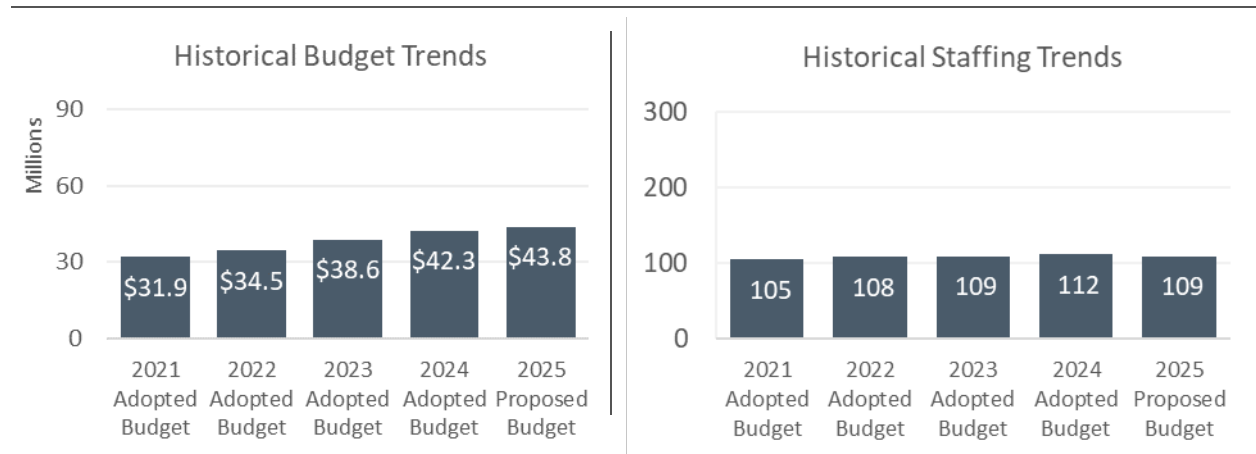
The 2025 Base Budget represents a \$2.5 million decrease from the 2024 Adopted Budget. This decrease is mostly due to \$1 million of one-time funding included in the Code Enforcement Fiscal Year 2024 budget, and a \$1.7 million decrease in the Geer Road Landfill budget, which funds post-closure monitoring and maintenance costs for the landfill.

Recommended Budget Adjustments totaling \$4 million:

- Heavy Equipment and Vehicles – Adjustments to the Fink Road Landfill include a \$1.9 million increase to fixed assets to purchase a Caterpillar Grader and Caterpillar Scraper. The Board already approved the purchase of the heavy equipment (Board Resolution 2024-0070); however, delivery will not occur until Budget Year 2025. The Scraper is used to excavate, transport, and spread cover soil from the soil borrow area to various waste disposal fill locations at the landfill. The Grader will be used for grading internal roads at the landfill and all-weather pads. In addition, a \$59,000 increase to fixed assets is recommended to purchase a truck for use at the landfill. These purchases will be funded by retained earnings.
- In October 2023, the Central Valley Regional Water Quality Control Board (Central Valley Board) conducted an inspection at the Geer Road Landfill and observed multiple areas of concern that require repair. A \$2 million increase in appropriations for professional and special services, funded by retained earnings, is recommended to begin addressing the corrective actions.

Challenges and Opportunities:

- The Department has been reviewing its processes related to sidewalk vendors and is analyzing potential revisions to policies.



- The Department's solid waste and landfill operations are guided by several agreements with private and public entities. Termination of any agreement has repercussions to the landfill operations as well as several solid waste programs which receive funding as a result of the agreements. Staff continues to evaluate the impacts an early closure of the waste-to-energy facility could create.



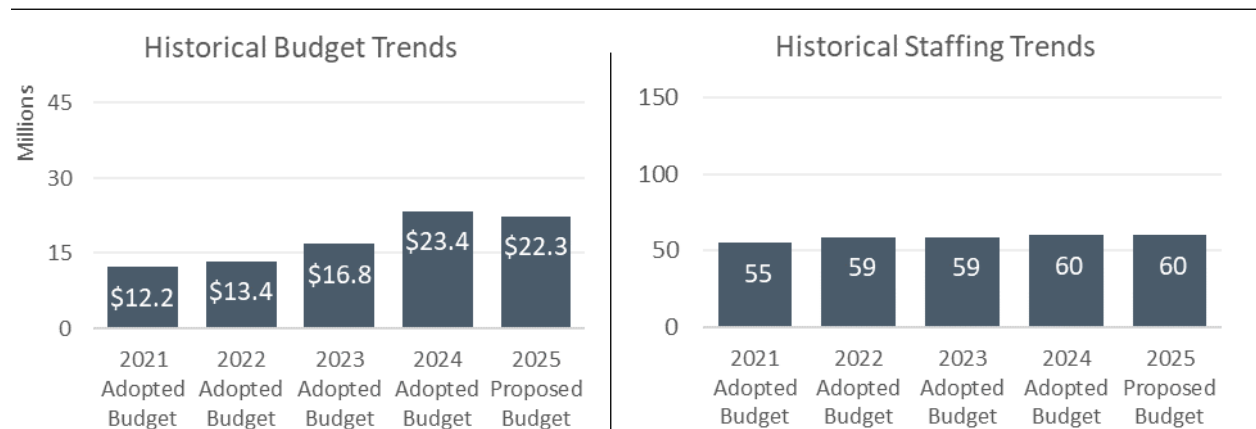
**PARKS AND RECREATION**  
2025 Proposed Budget

	2025 BASE BUDGET	2025 PROPOSED BUDGET	RECOMMENDED ADJUSTMENTS
Budget	\$12,886,852	\$22,345,438	\$9,458,586
Revenue	\$7,688,058	\$11,766,709	\$4,078,651
Use of Fund Balance	\$19,000	\$19,000	-
Net County Cost	\$5,179,794	\$10,559,729	\$5,379,935
Allocated Positions	60	60	-

The 2025 Base Budget represents a \$10.5 million decrease from the 2024 Adopted Budget. The 2024 Adopted Budget included \$3.9 million in grant-related expenditures, \$6.3 million for Building Community Services Investment (BCSI) funding, and approximately \$650,000 in fixed assets for a well project and vehicles, all of which are not included in the 2025 Base Budget.

Recommended Budget Adjustments totaling \$9.5 million:

- Building Community Services Investment (BCSI) – A \$5.1 million increase, funded by Net County Cost, is necessary to re-budget the remaining BCSI funds from Fiscal Years 2023 and 2024.
- Grant Funding – A \$3.9 million increase in appropriations and estimated revenue is to re-budget grant-funded improvement projects at Bonita Pool, Leroy Fitzsimmons Memorial Park and Salida Park. Of this amount, \$3 million is from a State Specified Grant and \$909,500 is State Per Capita grant funding.
- Cannabis Community Benefit Revenue – In Fiscal Year 2023, the Board approved \$250,000 of Cannabis Community Benefit revenue for Parks and Recreation’s mobile recreation van. A \$169,151 increase in estimated revenue and appropriations reflects the remaining amount, which will continue to fund mobile recreation programming in partnership with the Police Activities League.
- Vehicles – In coordination with Fleet Services, the Department has identified the need to replace four trucks used for landscaping and maintenance purposes. A \$256,500 increase to fixed assets, funded by Net County Cost, is necessary to replace the four trucks.
- Tuolumne River Regional Park (TRRP) – The County participates in a Joint Powers Authority with the cities of Ceres and Modesto for the operation of the TRRP. This budget unit funds the County’s portion of the TRRP annual budget, which provides maintenance and preservation of seven miles



of river corridor. A \$14,024 increase is necessary to fully fund the County's \$325,674 obligation in Budget Year 2025. The TRRP budget is funded entirely by Net County Cost.

Challenges and Opportunities:

- The Department requested an additional \$100,145 of appropriations, funded by Net County Cost, for Extra Help staff. The Department primarily uses seasonal Park Aide staff but has identified a need to recruit some seasonal positions at the next higher classification of Park Maintenance Worker I to perform mid to high level maintenance work at the reservoirs. In addition, the Department has identified a need to retain seasonal staff for ongoing maintenance needs. The Chief Executive Office continues to evaluate this request.



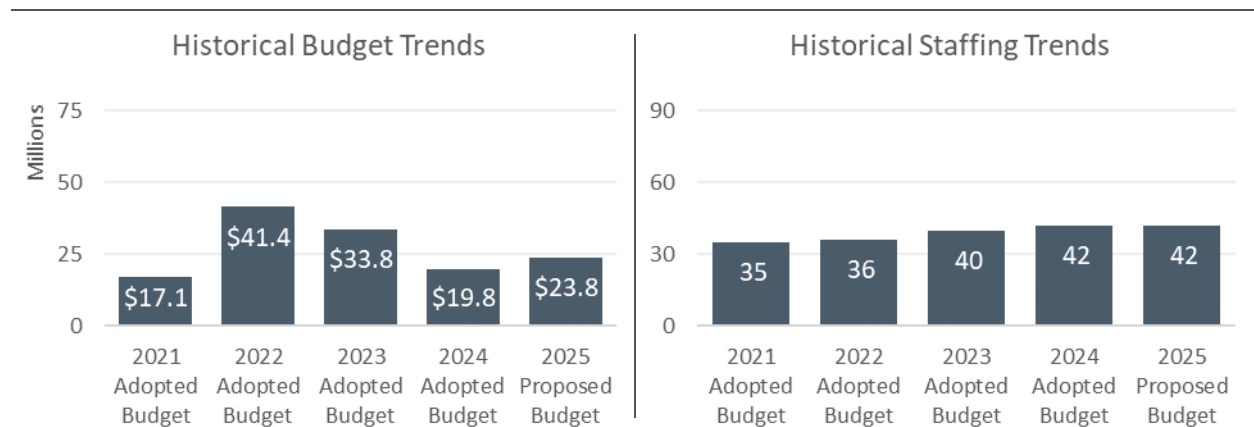
## PLANNING AND COMMUNITY DEVELOPMENT

### 2025 Proposed Budget

	2025 BASE BUDGET	2025 PROPOSED BUDGET	RECOMMENDED ADJUSTMENTS
Budget	\$23,819,538	\$23,819,538	-
Revenue	\$19,953,360	\$19,953,360	-
Use of Fund Balance	\$885,525	\$885,525	-
Net County Cost	\$2,980,653	\$2,980,653	-
Allocated Positions	42	42	-

The 2025 Base Budget represents a \$4 million increase over the 2024 Adopted Budget. This increase is primarily due to increased Community Development Block Grant (CDBG) related activities.

There are no recommended adjustments to the 2025 Proposed Base Budget.





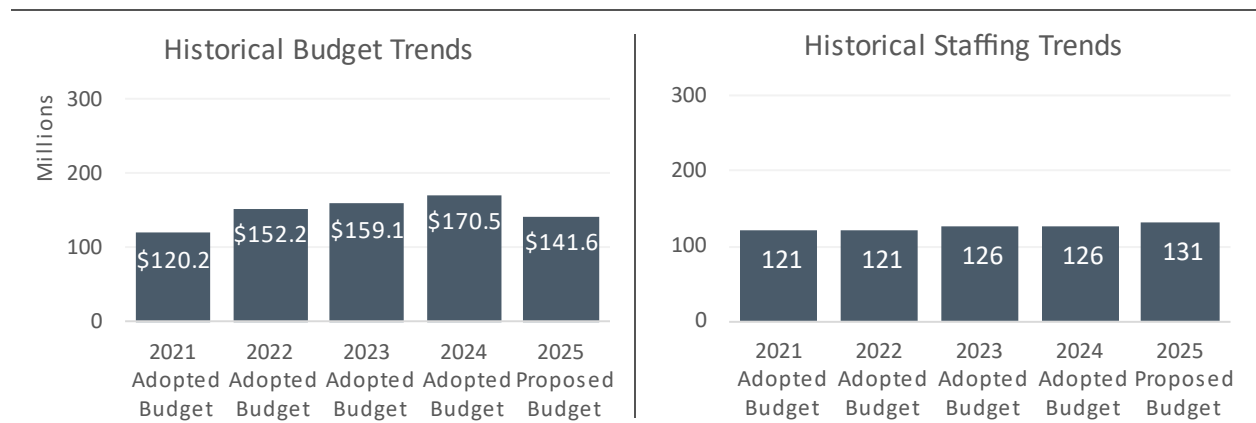
**PUBLIC WORKS**  
2025 Proposed Budget

	2025 BASE BUDGET	2025 PROPOSED BUDGET	RECOMMENDED ADJUSTMENTS
Budget	\$140,835,444	\$141,605,889	\$770,445
Revenue	\$126,306,580	\$126,567,745	\$261,165
Use of Fund Balance	\$13,941,864	\$14,386,144	\$444,280
Net County Cost	\$587,000	\$652,000	\$65,000
Allocated Positions	126	131	5

The 2025 Base Budget represents a \$28.9 million decrease from the 2024 Adopted Budget. The 2024 Adopted Budget includes costs for major bridge projects like 7<sup>th</sup> Street, Tim Bell Road, and Hills Ferry Road. In addition, it includes costs for North County Corridor Phase 1 right-of-way purchases. As these major projects move into construction, expenditures for the projects will be budgeted in separate capital project funds.

Recommended Budget Adjustments totaling \$770,445:

- Public Works has been tasked with delivering several high-profile projects such as the American Rescue Plan Act (ARPA) infrastructure projects, Building Community Infrastructure Fund (BCIF) projects, North County Corridor, 7<sup>th</sup> Street Bridge, Tim Bell Road Bridge and Hills Ferry Road Bridge projects. To ensure that deadlines are met, and the projects are successfully delivered, additional engineering and fiscal/administrative staff are needed.
  - In the Road and Bridge division, it is recommended to add two block budgeted Engineer I/II/III positions, at a combined total cost of \$321,395 annually, to serve as resident engineers on various construction projects as well as manage construction managers on various capital improvement projects. It is also recommended to add one Engineering/Surveying Technician, at a total cost of \$122,855 annually, to assist in delivering the construction projects by providing office engineering, coordinating with design teams for construction engineering needs, and assisting the resident engineer.
  - In the Administration division, it is recommended to add one Manager III position, at a cost of \$135,005, to perform fiscal and reporting functions for the projects outlined above as well as perform audit responsibilities related to State funding. The addition of one Accountant III, at a cost of \$126,160, is recommended to provide advanced-level accounting for the projects.



- A \$65,000 increase in fixed assets, funded with Net County Cost, is recommended to replace the Public Works Alley Crew's van with a crew cab pick-up.

**Special Districts** – The 2025 Proposed Budget for Special Districts totals \$3.5 million funded by \$1.6 million in estimated revenue and \$1.9 of fund balance (detailed schedules for Special Districts can be found beginning on page 62).

Challenges and Opportunities:

- Highway Users Tax Account (HUTA) revenue has not kept pace with rising expenditures, and the Department is evaluating different strategies to ensure sustainability.



# Staffing Impacts

The recommended 2025 Proposed Budget incorporates funding for 4,918 full-time allocated positions. This represents a net increase in the allocation count of 19 over the 4,899 positions approved in the 2024 Third Quarter Financial Report.

The following chart summarizes the changes in the position allocation since the 2024 Third Quarter Financial Report along with recommended changes for the 2025 Proposed Budget.

Summary of Changes Affecting Position Allocation Count	
<b>Total Authorized Positions as of 2024 Third Quarter Financial Report</b>	<b>4,899</b>
<b>Current Position Allocation</b>	<b>4,899</b>
2025 Proposed Budget Recommendation	19
<b>Total Authorized Positions with Approval of the 2025 Proposed Budget</b>	<b>4,918</b>

The 2025 Proposed Budget staffing recommendations include a net increase of 19 positions to the allocated position count:

- Add 31 new positions
- Delete 12 positions

Board Priority	Department	Add New Position(s)	Delete Position(s)	Total
<i>Supporting a Strong and Safe Community</i>	Probation	7	5	2
<i>Supporting a Healthy Community</i>	Behavioral Health and Recovery Services	17		17
	Child Support Services		5	-5
	Health Services Agency	2	2	0
<i>Enhancing Community Infrastructure</i>	Public Works	5		5
<b>Grand Total</b>		<b>31</b>	<b>12</b>	<b>19</b>

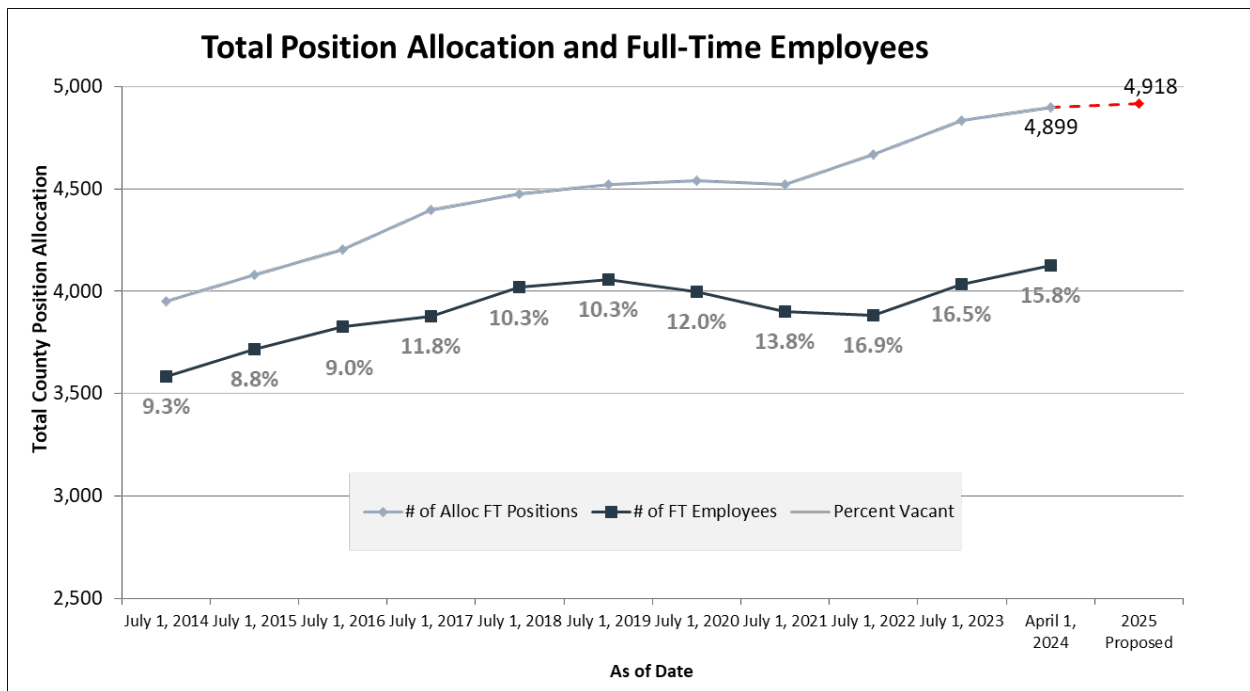
Technical recommendations to staffing include:

- Classification studies for four positions
- Reclassification of one position
- Transfer of nine positions between budget units

Board Priority	Department	Classification Study	Reclassify Upward/ Downward	Transfer In	Transfer Out
<i>Supporting a Strong and Safe Community</i>	District Attorney	1			
<i>Supporting a Healthy Community</i>	Aging and Veterans Services	2			
	Behavioral Health and Recovery Services			9	9
	Community Services Agency		1		
<i>Enhancing Community Infrastructure</i>	Environmental Resources	1			
<b>Grand Total</b>		<b>4</b>	<b>1</b>	<b>9</b>	<b>9</b>

The following line chart depicts a comparison of the number of full-time allocated positions, the number of full-time employees, and the vacancy rate since July 2014. The recommended 2025 Proposed Budget position allocation of 4,918 has been added to show the continued growth of allocated positions. This is primarily due to mandated programs and increased need to provide community services.

The average vacancy rate from 2014 to 2023 Countywide is 11.8%.



# Labor Relations

Union	MOU Expiration Date
California Nurses Association	06/30/24
Stanislaus County Deputy Probation Officers' Association	06/30/24
Stanislaus Sworn Deputies Association	12/31/24
Stanislaus Regional Emergency Dispatchers' Association	03/28/25
American Federation of State, County and Municipal Employees, Local 10	06/30/25
County Attorney's Association	06/30/25
Deputy Sheriffs' Association	06/30/25
Stanislaus County District Attorney Investigators Association	06/30/25
Stanislaus County Probation Corrections Officers Association	06/30/25
Stanislaus County Sheriff's Management Association	06/30/25
Stanislaus County Sheriff's Supervisors Association	06/30/25
Service Employees International Union, Local 521	06/30/25

- The County has a three-year Health Agreement with all 12 employee labor organizations, which will expire on December 31, 2025.
- The County has Letters of Agreement with all 12 employee labor organizations to the existing Memorandums of Understanding (MOUs) as a strategic effort aimed at supporting County recruitment and retention. The terms of the Letters of Agreement include:
  - A one-year extension of the current MOU (per the above chart);
  - A 5% base salary increase;
  - A 3.5% base salary increase effective the first full pay period of the extended MOU year; and
  - An Employee Choice Bonus Plan designed to allow eligible employees to choose one of three incentive options equivalent to one month's salary (168 hours) to be paid over three installments; Bonus Leave Time, Bonus Cash Payment, or Bonus Deferred Compensation Contribution.
- The County has Letters of Agreement with all employee labor organizations, with the exception of Service Employees International Union, Local 521, to harmonize MOUs with the updates made to the County Code regarding County holidays. County Code recognizes June 19th, Juneteenth Day of Observance, as a County holiday, and includes the granting of a full eight hours of holiday time for Christmas Eve regardless of the day of the week on which it falls.
- The County participates in Quarterly Health Partnership Focus Group meetings with all 12 labor organizations in effort to plan and implement a comprehensive wellness program for County

employees. Meetings have taken place on February 23, 2023, May 10, 2023, August 9, 2023, and February 14, 2024, and future meetings are still being scheduled.

- The County, acting as the In-Home Supportive Services (IHSS) Public Authority, has a current contract with the United Domestic Workers of America (UDWA) representing the IHSS providers, that will expire on December 31, 2024.

## Looking Forward

- The 2025 Adopted Budget will be presented to the Board of Supervisors in September 2024 and serves as the principal budget for the fiscal year from which all annual comparisons are drawn. Adjustments at Adopted Budget will focus on incorporating updated information including external funding allocations and may provide departments the opportunity to address staffing and equipment needs for the year. Service level increase requests will be evaluated against available funding and ongoing operational needs.
- Performance visioning continues to evolve as a process that interacts with the budget by informing decisions on how the organization allocates resources. Work on performance visioning is ongoing, with plans for presentation of the 2026 Performance Visioning Plan to the Board in September 2024. Additionally, outcomes from the prior two fiscal years will be presented to the Board in the 2024 Performance Visioning Report in November 2024.



## Schedule

Upcoming budget reports to the Board of Supervisors include the 2025 Proposed Budget in June and the 2025 Adopted Budget in September. Critical activities and deadlines for each of these cycles are noted below:

	2025 Proposed Budget	2025 Adopted Budget
Budget Available on County Website	May 24, 2024	September 6, 2024
Board of Supervisors Hearing	June 4, 2024 <i>Public Hearing</i>	September 17, 2024 <i>Public Hearing</i>

# Budget

## Net County Cost Schedule

Legal Budget Unit	Fund Type	Recommended Proposed Budget Costs	Recommended Proposed Budget Revenue	Recommended Use of Fund Balance	Recommended Proposed Budget Net County Cost
<b>Supporting a Strong and Safe Community</b>					
District Attorney Arson Task Force	Special	\$ 64,509	\$ 64,509	\$ -	\$ -
District Attorney Criminal Division	General	31,527,489	2,561,849	-	28,965,640
District Attorney Elder Abuse Advocacy & Outreach	Special	108,722	108,722	-	-
District Attorney Special Operations	Special	1,593,606	1,434,229	-	159,377
District Attorney Stanislaus Family Justice Center	Special	236,774	236,774	-	-
District Attorney Unserved/ Underserved Victim Advocacy and Outreach Program	Special	98,453	98,453	-	-
Grand Jury	General	203,599	-	-	203,599
Probation Administration	General	4,629,617	720,431	-	3,909,186
Probation Community Corrections Partnership	General	7,656,813	7,656,813	-	-
Probation Corrections Performance Incentive Fund	Special	2,709,829	549,974	2,159,855	-
Probation Field Services	General	20,849,212	1,709,262	-	19,139,950
Probation Institutional Services	General	9,336,439	2,489,026	-	6,847,413
Probation Juvenile Commitment Facility	General	4,069,376	1,363,359	-	2,706,017
Probation Juvenile Justice Realignment Block Grant	Special	3,050,976	1,508,713	1,542,263	-
Probation Juvenile Justice Crime Prevention Act	Special	2,555,304	4,438,234	(1,882,930)	-
Probation Local Community Corrections	Special	30,684,708	30,684,708	-	-
Probation Ward Welfare Fund	Special	82,400	-	82,400	-
Probation Youthful Offender Block Grant	Special	3,927,903	3,008,188	919,715	-
Public Defender	General	15,715,884	5,096,543	-	10,619,341
Public Defender Indigent Defense	General	3,335,803	131,296	-	3,204,507
Sheriff Administration	General	18,297,873	909,338	-	17,388,535
Sheriff Cal Id Program	Special	741,214	559,368	181,846	-
Sheriff CAL MMET Program	Special	1,014,898	726,655	288,243	-
Sheriff Civil Process Fee	Special	149,272	195,539	(46,267)	-
Sheriff Contract Cities	General	17,886,328	17,886,328	-	-
Sheriff County Fire Service Fund	Special	3,247,302	2,049,272	985,042	212,988
Sheriff Court Security	Special	8,070,477	6,521,230	951,467	597,780
Sheriff Detention	General	106,984,543	22,187,593	-	84,796,950
Sheriff Driver Training Program	Special	403,127	304,478	98,649	-
Sheriff Jail Commissary/Inmate Welfare	Enterprise	2,801,917	1,877,262	924,655	-
Sheriff Justice Assistance Grant	Special	314,196	314,196	-	-
Sheriff Office of Emergency Services (OES) Fire Warden	General	3,214,485	497,908	-	2,716,577
Sheriff OES Emergency Medical Services	Enterprise	1,333,127	1,301,987	31,140	-
Sheriff OES Grants	Special	1,480,000	-	1,480,000	-
Sheriff OES Homeland Security Grants	Special	512,467	512,467	-	-
Sheriff Operations	General	65,407,077	6,236,686	-	59,170,391
Sheriff Vehicle Theft Unit	Special	656,877	534,538	122,339	-
<b>Supporting a Strong and Safe Community Total</b>		<b>\$ 374,952,596</b>	<b>\$ 126,475,928</b>	<b>\$ 7,838,417</b>	<b>\$ 240,638,251</b>

Legal Budget Unit	Fund Type	Proposed Budget Costs	Proposed Budget Revenue	Recommended Use of Fund Balance	Recommended Proposed Budget Net County Cost
<b>Supporting a Healthy Community</b>					
Aging and Veterans Services (AVS) Area Agency on Aging	Special	\$ 8,673,743	\$ 7,670,644	\$ 460,038	\$ 543,061
AVS Stanislaus Veterans Center	General	1,113,101	432,969	-	680,132
AVS Veterans Services	General	1,387,854	340,694	-	1,047,160

Legal Budget Unit	Fund Type	Recommended Proposed Budget Costs	Recommended Proposed Budget Revenue	Recommended Use of Fund Balance	Recommended Proposed Budget Net County Cost
<b>Supporting a Healthy Community (continued)</b>					
Behavioral Health and Recovery Services (BHRS)	Special	\$ 88,272,781	\$ 87,758,499	\$ (132,900)	\$ 647,182
BHRS Managed Care	Special	17,174,849	17,174,849	-	-
BHRS Mental Health Services Act	Special	88,071,765	71,938,008	16,133,757	-
BHRS Public Guardian	Special	4,828,040	340,000	869,895	3,618,145
BHRS Stanislaus Recovery Center	Special	10,975,632	10,989,132	(13,500)	-
BHRS Substance Use Disorder	Special	32,892,887	32,933,087	(40,200)	-
Community Services Agency (CSA) Program Services and Support	Special	195,981,632	185,609,838	7,708,375	2,663,419
CSA County Childrens Fund	Special	193,736	193,736	-	-
CSA General Assistance	Special	1,556,751	175,049	-	1,381,702
CSA Homeless and Housing	Special	14,912,561	9,410,910	5,501,651	-
CSA In Home Supportive Services (IHSS) Provider Wages	Special	18,843,755	13,373,247	-	5,470,508
CSA IHSS Public Authority - Administration	Special	1,026,326	1,026,326	-	-
CSA IHSS Public Authority - Benefits	Special	2,418,621	2,320,298	-	98,323
CSA Public Economic Assistance	Special	140,937,507	137,209,611	-	3,727,896
Department of Child Support Services	Special	17,433,543	17,433,543	-	-
Health Services Agency (HSA) Administration	Special	10,894,412	9,394,412	1,500,000	-
HSA Clinic and Ancillary Services	Enterprise	41,789,398	36,538,777	3,750,621	1,500,000
HSA EMS Discretionary Fund	Special	74,505	71,041	3,464	-
HSA Indigent Health Care Program (IHCP)	Special	201,828	86,541	115,287	-
HSA IHCP EMS Hospital	Special	291,336	202,822	88,514	-
HSA IHCP EMS Physicians	Special	262,392	272,063	(9,671)	-
HSA Public Health	Special	39,776,058	36,038,180	227,075	3,510,803
HSA Public Health Vital and Health Statistics	Special	169,248	86,666	82,582	-
<b>Supporting a Healthy Community Total</b>		<b>\$ 740,154,261</b>	<b>\$ 679,020,942</b>	<b>\$ 36,244,988</b>	<b>\$ 24,888,331</b>
<b>Developing a High-Performing Economy</b>					
Agricultural Commissioner	General	\$ 8,022,243	\$ 4,485,772	\$ -	\$ 3,536,471
University of California Cooperative Extension	General	983,103	-	-	983,103
UC Cooperative Extension Farm and Home Advisors Research Trust	Special	5,000	-	5,000	-
Workforce Development Program Services	Special	18,564,749	18,564,749	-	-
Workforce Development Welfare To Work	Special	7,814,573	7,814,573	-	-
<b>Developing a High-Performing Economy Total</b>		<b>\$ 35,389,668</b>	<b>\$ 30,865,094</b>	<b>\$ 5,000</b>	<b>\$ 4,519,574</b>
<b>Promoting Lifelong Learning</b>					
Library	Special	\$ 23,038,301	\$ 19,626,897	\$ 2,544,594	\$ 866,810
<b>Promoting Lifelong Learning Total</b>		<b>\$ 23,038,301</b>	<b>\$ 19,626,897</b>	<b>\$ 2,544,594</b>	<b>\$ 866,810</b>
<b>Delivering Efficient Public Services</b>					
Assessor	General	\$ 10,422,434	\$ 1,422,752	\$ -	\$ 8,999,682
Assessor State Grant	Special	124,500	-	124,500	-
Auditor-Controller	General	6,713,652	4,027,945	-	2,685,707
Board of Supervisors	General	2,143,443	68,922	-	2,074,521
CEO Administration	General	10,318,800	4,190,600	-	6,128,200
CEO Human Relations	General	8,352,289	5,042,827	-	3,309,462
Clerk-Recorder	General	4,355,976	2,610,423	-	1,745,553
Clerk-Recorder Elections	General	5,762,781	1,103,077	-	4,659,704
Clerk-Recorder Modernization	Special	735,400	475,000	260,400	-
Clerk-Recorder Vital & Health Statistics	Special	55,000	56,650	(1,650)	-
County Counsel	General	5,898,953	3,107,724	-	2,791,229
County Ops Airport	General	329,600	-	-	329,600
County Ops American Rescue Plan Act	Special	24,740,000	24,740,000	-	-
County Ops Appropriations for Contingencies	General	9,025,205	-	-	9,025,205
County Ops Cannabis Program	Enterprise	2,214,557	2,055,000	159,557	-

Legal Budget Unit	Fund Type	Recommended Proposed Budget Costs	Recommended Proposed Budget Revenue	Recommended Use of Fund Balance	Recommended Proposed Budget Net County Cost
<b>Delivering Efficient Public Services (continued)</b>					
County Ops Capital Improvement Finance Authority	General	\$ 71,000	\$ -	\$ -	\$ 71,000
County Ops Community Development Fund	General	500,000	-	-	500,000
County Ops County Court Funding	General	6,152,367	2,078,931	-	4,073,436
County Ops Courthouse Construction Fund	Capital	469,920	245,000	224,920	-
County Ops Criminal Justice Facilities Fund	Capital	37,901	370,000	(332,099)	-
County Ops Crows Landing Industrial Business Project	Capital	32,932,640	15,814,000	1,318,640	15,800,000
County Ops Debt Service	General	849,200	1,065,000	-	(215,800)
County Ops Deferred Compensation	Internal	160,269	164,680	(4,411)	-
County Ops Dental	Internal	4,564,821	3,762,906	801,915	-
County Ops DOJ Drug & Alcohol	Special	115,000	50,000	3,434	61,566
County Ops Focus on Prevention	General	-	-	-	-
County Ops General Fund Contributions	General	50,720,464	-	-	50,720,464
County Ops General Fund Match Pass Thru VLF	General	41,200,000	41,200,000	-	-
County Ops General Liability	Internal	24,637,040	25,020,312	(383,272)	-
County Ops Medical Self-Insurance	Internal	82,592,789	79,141,509	3,451,280	-
County Ops Other Employee Benefits	Internal	140,687	211,304	(70,617)	-
County Ops Professional Liability	Internal	1,269,075	835,111	433,964	-
County Ops Prop 69 DNA Identification Fund	Special	25,350	25,350	-	-
County Ops Unemployment	Internal	654,379	590,272	64,107	-
County Ops Vision Care	Internal	771,758	663,650	108,108	-
County Ops Workers Compensation	Internal	7,281,794	7,412,632	(130,838)	-
Discretionary Revenue	General	-	307,608,380	-	(307,608,380)
General Services Agency 10th St Place	General	894,870	1,062,990	-	(168,120)
General Services Agency 12th St Office Building	Special	79,605	38,974	-	40,631
General Services Agency 12th St Office Building Reserve	Special	-	3,000	(3,000)	-
General Services Agency Administration	General	1,214,920	1,214,920	-	-
General Services Agency Capital Facilities	General	7,683,665	1,235,250	-	6,448,415
General Services Agency Central Services	Internal	3,611,830	3,611,830	-	-
General Services Agency Facility Maintenance	Internal	11,321,910	11,041,910	280,000	-
General Services Agency Facility Utilities	Internal	6,730,000	6,730,000	-	-
General Services Agency Fleet Services	Internal	6,947,460	6,890,030	57,430	-
Information Technology Central	Internal	18,923,211	19,269,395	(346,184)	-
Treasurer Admin/Taxes	General	2,012,074	649,645	-	1,362,429
Treasurer Revenue Recovery	General	1,861,375	1,861,375	-	-
Treasurer Treasury	General	1,026,780	1,026,780	-	-
<b>Delivering Efficient Public Services Total</b>		<b>\$ 408,646,744</b>	<b>\$ 589,796,056</b>	<b>\$ 6,016,184</b>	<b>\$ (187,165,496)</b>

Legal Budget Unit	Fund Type	Recommended Proposed Budget Costs	Recommended Proposed Budget Revenue	Recommended Use of Fund Balance	Recommended Proposed Budget Net County Cost
<b>Enhancing Community Infrastructure</b>					
Department of Environmental Resources (DER)	Special	\$ 10,492,840	\$ 7,871,255	\$ 2,387,201	\$ 234,384
DER AB 939/Source Reduction & Recycle	Special	1,109,025	1,109,025	-	-
DER Abandoned Vehicle Abatement	Special	105,098	55,036	50,062	-
DER Beverage Container Recycling	Special	37,000	37,000	-	-
DER Code Enforcement	General	1,676,864	338,193	-	1,338,671
DER Code Enforcement Abatement	Special	22,385	-	22,385	-
DER Disclosure Program	Special	356,000	375,856	(19,856)	-
DER Environmental Enforcement	Special	5,932	-	5,932	-
DER Fink Road Landfill	Enterprise	22,693,584	11,399,454	11,294,130	-
DER Geer Road Landfill	Enterprise	3,701,764	650,000	3,051,764	-

Legal Budget Unit	Fund Type	Recommended Proposed Budget Costs	Recommended Proposed Budget Revenue	Recommended Use of Fund Balance	Recommended Proposed Budget Net County Cost
<b>Enhancing Community Infrastructure (continued)</b>					
DER Groundwater Program	General	\$ 2,393,785	\$ 38,813	\$ -	\$ 2,354,972
DER Household Hazardous Waste	Special	798,023	756,996	41,027	-
DER Used Oil Recycling	Special	70,000	70,000	-	-
DER Vehicle Registration Fee Surcharge	Special	76,109	10,744	65,365	-
DER Waste Tire Enforcement Grant	Special	217,175	217,175	-	-
Parks and Recreation (PKS)	General	21,048,492	10,814,437	-	10,234,055
PKS Fish & Wildlife	Special	20,000	1,000	19,000	-
PKS Modesto Reservoir Patrol	Special	23,000	23,000	-	-
PKS Off Highway Vehicle (OHV)	Special	928,272	928,272	-	-
PKS Tuolumne River Regional Park	General	325,674	-	-	325,674
Planning and Community Development (PL)	General	4,503,118	1,522,465	-	2,980,653
PL Building Permits	Special	3,595,675	3,005,150	590,525	-
PL Dangerous Building Abatement	Special	51,500	51,500	-	-
PL General Plan Maintenance	Special	520,000	225,000	295,000	-
PL Housing Programs	Special	3,503,563	3,503,563	-	-
PL Special Revenue Grants	Special	11,645,682	11,645,682	-	-
Public Works Administration	Special	3,802,925	3,802,925	-	-
Public Works Morgan Shop	Internal	6,260,571	5,286,240	974,331	-
Public Works Road and Bridge	Special	131,542,393	117,478,580	13,411,813	652,000
<b>Enhancing Community Infrastructure Total</b>		<b>\$ 231,526,449</b>	<b>\$ 181,217,361</b>	<b>\$ 32,188,679</b>	<b>\$ 18,120,409</b>
<b>Grand Total</b>		<b>\$ 1,813,708,019</b>	<b>\$ 1,627,002,278</b>	<b>\$ 84,837,862</b>	<b>\$ 101,867,879</b>

2025 Proposed Budget Net County Cost Summary by Board Priority	Recommended Proposed Budget Costs	Recommended Proposed Budget Revenue	Recommended Use of Fund Balance	Recommended Proposed Budget Net County Cost
Supporting a Strong and Safe Community	\$ 374,952,596	\$ 126,475,928	\$ 7,838,417	\$ 240,638,251
Supporting a Healthy Community	740,154,261	679,020,942	36,244,988	24,888,331
Developing a High-Performing Economy	35,389,668	30,865,094	5,000	4,519,574
Promoting Lifelong Learning	23,038,301	19,626,897	2,544,594	866,810
Delivering Efficient Public Services	408,646,744	589,796,056	6,016,184	(187,165,496)
Enhancing Community Infrastructure	231,526,449	181,217,361	32,188,679	18,120,409
<b>Grand Total</b>	<b>\$ 1,813,708,019</b>	<b>\$ 1,627,002,278</b>	<b>\$ 84,837,862</b>	<b>\$ 101,867,879</b>

2025 Proposed Budget Net County Cost Summary by Fund Type	Recommended Proposed Budget Costs	Recommended Proposed Budget Revenue	Recommended Use of Fund Balance	Recommended Proposed Budget Net County Cost
General Fund	\$ 528,078,620	\$ 467,997,316	\$ -	\$ 60,081,304
Special Revenue	1,001,786,997	918,121,701	59,178,721	24,486,575
Capital Projects	33,440,461	16,429,000	1,211,461	15,800,000
Enterprise Fund	74,534,347	53,822,480	19,211,867	1,500,000
Internal Service Fund	175,867,594	170,631,781	5,235,813	-
<b>Grand Total</b>	<b>\$ 1,813,708,019</b>	<b>\$ 1,627,002,278</b>	<b>\$ 84,837,862</b>	<b>\$ 101,867,879</b>

Note: This schedule reflects General Fund contributions provided to non-General Fund departments (either through General Fund Contributions to Other Programs or Mandated County Match) in the Net County Cost column and not in the Recommended Revenue column in order to capture the full impact to the County's General Fund.

### Reconciliation to Net County Cost

	Recommended Proposed Budget Costs	Recommended Proposed Budget Revenue	Recommended Use of Fund Balance	Recommended Proposed Budget Net County Cost
Mandated County Match/General Fund Contribution	\$ -	\$ -	\$ -	\$ (41,786,575)
Discretionary Revenue	-	(307,608,380)	-	307,608,380
<b>Grand Total</b>	<b>\$ 1,813,708,019</b>	<b>\$ 1,319,393,898</b>	<b>\$ 84,837,862</b>	<b>\$ 367,689,684</b>



# Appropriations Schedule

Legal Budget Unit	Fund Type	Proposed Budget Base	Recommended Adjustments	Recommended Proposed Budget
<b>Supporting a Strong and Safe Community</b>				
District Attorney Arson Task Force	Special	\$ 64,509	\$ -	\$ 64,509
District Attorney Criminal Division	General	31,527,489	-	31,527,489
District Attorney Elder Abuse Advocacy and Outreach	Special	108,722	-	108,722
District Attorney Special Operations	Special	1,593,606	-	1,593,606
District Attorney Stanislaus Family Justice Center	Special	236,774	-	236,774
District Attorney Unserved/Underserved Victim Advoc Outreach	Special	98,453	-	98,453
Grand Jury	General	197,988	5,611	203,599
Probation Administration	General	5,085,617	(456,000)	4,629,617
Probation Community Corrections Partnership	General	7,656,813	-	7,656,813
Probation Corrections Performance Incentive Fund	Special	2,709,829	-	2,709,829
Probation Field Services	General	19,043,405	1,805,807	20,849,212
Probation Institutional Services	General	9,281,439	55,000	9,336,439
Probation Juvenile Commitment Facility	General	4,069,376	-	4,069,376
Probation Juvenile Justice Crime Prevention Act	Special	3,050,976	-	3,050,976
Probation Juvenile Justice Realignment Block Grant	Special	944,592	1,610,712	2,555,304
Probation Local Community Corrections	Special	30,684,708	-	30,684,708
Probation Ward Welfare Fund	Special	82,400	-	82,400
Probation Youthful Offender Block Grant	Special	3,927,903	-	3,927,903
Public Defender	General	15,715,884	-	15,715,884
Public Defender Indigent Defense	General	3,335,803	-	3,335,803
Sheriff Administration	General	18,027,623	270,250	18,297,873
Sheriff CAL ID Program	Special	741,214	-	741,214
Sheriff CAL-MMET	Special	1,014,898	-	1,014,898
Sheriff Civil Process Fee	Special	149,272	-	149,272
Sheriff Contract Cities	General	17,886,328	-	17,886,328
Sheriff County Fire Service Fund	Special	3,247,302	-	3,247,302
Sheriff Court Security	Special	8,070,477	-	8,070,477
Sheriff Detention	General	106,902,031	82,512	106,984,543
Sheriff Driver Training Program	Special	311,768	91,359	403,127
Sheriff Jail Commissary/Inmate Welfare	Enterprise	2,801,917	-	2,801,917
Sheriff Justice Assistance Grant	Special	314,196	-	314,196
Sheriff Office of Emergency Services (OES) Fire Warden	General	3,214,485	-	3,214,485
Sheriff OES Emergency Medical Services	Enterprise	1,333,127	-	1,333,127
Sheriff OES Grants	Special	1,480,000	-	1,480,000
Sheriff OES Homeland Security Grants	Special	512,467	-	512,467
Sheriff Operations	General	62,573,836	2,833,241	65,407,077
Sheriff Vehicle Theft Unit	Special	656,877	-	656,877
<b>Supporting a Strong and Safe Community Total</b>		<b>\$ 368,654,104</b>	<b>\$ 6,298,492</b>	<b>\$ 374,952,596</b>

Legal Budget Unit	Fund Type	Proposed Budget Base	Recommended Adjustments	Recommended Proposed Budget
<b>Supporting a Healthy Community</b>				
Aging and Veterans Services (AVS)				
Area Agency on Aging	Special	\$ 8,618,543	\$ 55,200	\$ 8,673,743
AVS Stanislaus Veterans Center	General	1,113,101	-	1,113,101
AVS Veterans Services	General	1,387,854	-	1,387,854

Legal Budget Unit	Fund Type	Proposed Budget Base	Recommended Adjustments	Recommended Proposed Budget
<b>Supporting a Healthy Community (continued)</b>				
Behavioral Health and Recovery Services (BHRS)	Special	\$ 88,167,781	\$ 105,000	\$ 88,272,781
BHRS Managed Care	Special	17,174,849	-	17,174,849
BHRS Mental Health Services Act	Special	87,996,765	75,000	88,071,765
BHRS Public Guardian	Special	4,828,040	-	4,828,040
BHRS Stanislaus Recovery Center	Special	8,941,632	2,034,000	10,975,632
BHRS Substance Use Disorder	Special	32,892,887	-	32,892,887
Community Services Agency (CSA) Program Services and Support	Special	195,981,632	-	195,981,632
CSA County Children Fund	Special	193,736	-	193,736
CSA General Assistance	Special	1,556,751	-	1,556,751
CSA Housing and Homeless	Special	14,912,561	-	14,912,561
CSA In Home Supportive Services (IHSS) Provider Wages	Special	18,843,755	-	18,843,755
CSA IHSS Public Authority Administration	Special	1,026,326	-	1,026,326
CSA IHSS Public Authority Benefits	Special	2,418,621	-	2,418,621
CSA Public Economic Assistance	Special	140,937,507	-	140,937,507
Department of Child Support Services	Special	17,433,543	-	17,433,543
Health Services Agency (HSA) Administration	Special	10,894,412	-	10,894,412
HSA Clinics and Ancillary Services	Enterprise	41,789,398	-	41,789,398
HSA EMS Discretionary Fund	Special	74,505	-	74,505
HSA Indigent Health Care Program (IHCP)	Special	201,828	-	201,828
HSA IHCP EMS Hospitals	Special	291,336	-	291,336
HSA IHCP EMS Physicians	Special	262,392	-	262,392
HSA Public Health	Special	39,776,058	-	39,776,058
HSA Public Health Vital and Health Statistics	Special	169,248	-	169,248
<b>Supporting a Healthy Community Total</b>		<b>\$ 737,885,061</b>	<b>\$ 2,269,200</b>	<b>\$ 740,154,261</b>
<b>Developing a High-Performing Economy</b>				
Agricultural Commissioner	General	\$ 7,734,507	\$ 287,736	\$ 8,022,243
University of California Cooperative Extension	General	983,103	-	983,103
UC Cooperative Extension Farm and Home Advisors Research Trust	Special	5,000	-	5,000
Workforce Development Program Services	Special	18,564,749	-	18,564,749
Workforce Development Welfare to Work	Special	7,814,573	-	7,814,573
<b>Developing a High-Performing Economy Total</b>		<b>\$ 35,101,932</b>	<b>\$ 287,736</b>	<b>\$ 35,389,668</b>
<b>Promoting Lifelong Learning</b>				
Library	Special	\$ 23,038,301	\$ -	\$ 23,038,301
<b>Promoting Lifelong Learning Total</b>		<b>\$ 23,038,301</b>	<b>\$ -</b>	<b>\$ 23,038,301</b>
<b>Delivering Efficient Public Services</b>				
Assessor	General	\$ 10,422,434	\$ -	\$ 10,422,434
Assessor State Grants	Special	124,500	-	124,500
Auditor-Controller	General	6,651,636	62,016	6,713,652
Board of Supervisors	General	2,143,443	-	2,143,443
CEO Administration	General	10,318,800	-	10,318,800
CEO Human Relations	General	8,382,721	(30,432)	8,352,289
Clerk-Recorder	General	4,863,775	(507,799)	4,355,976
Clerk-Recorder Elections	General	2,573,256	3,189,525	5,762,781
Clerk-Recorder Modernization	Special	735,400	-	735,400
Clerk-Recorder Vital and Health Statistics	Special	55,000	-	55,000
County Counsel	General	5,898,953	-	5,898,953
County Ops Airport	General	257,500	72,100	329,600
County Ops American Rescue Plan Act (ARPA)	Special	12,740,000	12,000,000	24,740,000

Legal Budget Unit	Fund Type	Proposed Budget Base	Recommended Adjustments	Recommended Proposed Budget
<b>Delivering Efficient Public Services (continued)</b>				
County Ops Appropriations for Contingencies	General	12,843,245	(3,818,040)	9,025,205
County Ops Cannabis Program	Enterprise	4,241,722	(2,027,165)	2,214,557
County Ops Capital Improvement Finance Authority	General	71,000	-	71,000
County Ops Community Development Fund	General	500,000	-	500,000
County Ops County Court Funding	General	6,152,367	-	6,152,367
County Ops Courthouse Construction Fund	Capital	469,920	-	469,920
County Ops Criminal Justice Facilities Fund	Capital	37,901	-	37,901
County Ops Crows Landing Industrial Business Project	Capital	1,632,640	31,300,000	32,932,640
County Ops Debt Service	General	849,200	-	849,200
County Ops Deferred Compensation	Internal	160,269	-	160,269
County Ops Dental	Internal	4,564,821	-	4,564,821
County Ops DOJ Drug & Alcohol	Special	100,000	15,000	115,000
County Ops Focus on Prevention	General	-	-	-
County Ops General Fund Contributions	General	34,704,553	16,015,911	50,720,464
County Ops General Fund Match Pass Thru VLF	General	41,200,000	-	41,200,000
County Ops General Liability	Internal	24,637,040	-	24,637,040
County Ops Medical Self-Insurance	Internal	82,592,789	-	82,592,789
County Ops Other Employee Benefits	Internal	140,687	-	140,687
County Ops Professional Liability	Internal	1,269,075	-	1,269,075
County Ops Prop 69 DNA Identification Fund	Special	25,350	-	25,350
County Ops Unemployment	Internal	654,379	-	654,379
County Ops Vision Care	Internal	771,758	-	771,758
County Ops Workers Compensation	Internal	7,281,794	-	7,281,794
Discretionary Revenue	General	(98,415)	98,415	-
General Services Agency 10th Street Place	General	894,870	-	894,870
General Services Agency 12th Street Office Building	Special	79,605	-	79,605
General Services Agency 12th Street Office Bldg Reserve	Special	-	-	-
General Services Agency Administration	General	1,214,920	-	1,214,920
General Services Agency Capital Facilities	General	7,683,665	-	7,683,665
General Services Agency Central Services	Internal	3,611,830	-	3,611,830
General Services Agency Facility Maintenance	Internal	11,216,910	105,000	11,321,910
General Services Agency Facility Utilities	Internal	6,730,000	-	6,730,000
General Services Agency Fleet Services	Internal	6,947,460	-	6,947,460
Information Technology Central	Internal	18,423,211	500,000	18,923,211
Treasurer Admin/Taxes	General	2,012,074	-	2,012,074
Treasurer Revenue Recovery	General	1,861,375	-	1,861,375
Treasurer Treasury	General	1,026,780	-	1,026,780
<b>Delivering Efficient Public Services Total</b>		<b>\$ 351,672,213</b>	<b>\$ 56,974,531</b>	<b>\$ 408,646,744</b>

Legal Budget Unit	Fund Type	Proposed Budget Base	Recommended Adjustments	Recommended Proposed Budget
<b>Enhancing Community Infrastructure</b>				
Department of Environmental Resources (DER)	Special	\$ 10,492,840	\$ -	\$ 10,492,840
DER AB 939/Source Reduction & Recycle	Special	1,109,025	-	1,109,025
DER Abandoned Vehicle Abatement	Special	105,098	-	105,098
DER Beverage Container Recycling	Special	37,000	-	37,000
DER Code Enforcement	General	1,676,864	-	1,676,864
DER Code Enforcement Abatement	Special	22,385	-	22,385
DER Disclosure Program	Special	356,000	-	356,000
DER Environmental Enforcement	Special	5,932	-	5,932

Legal Budget Unit	Fund Type	Proposed Budget Base	Recommended Adjustments	Recommended Proposed Budget
<b>Enhancing Community Infrastructure (continued)</b>				
DER Fink Road Landfill	Enterprise	\$ 20,734,584	\$ 1,959,000	\$ 22,693,584
DER Geer Road Landfill	Enterprise	1,701,764	2,000,000	3,701,764
DER Groundwater Program	General	2,393,785	-	2,393,785
DER Household Hazardous Waste	Special	798,023	-	798,023
DER Used Oil Recycling	Special	70,000	-	70,000
DER Vehicle Registration Fee Surcharge	Special	76,109	-	76,109
DER Waste Tire Enforcement Grant	Special	217,175	-	217,175
Parks and Recreation (PKS)	General	11,603,930	9,444,562	21,048,492
PKS Fish & Wildlife	Special	20,000	-	20,000
PKS Modesto Reservoir Patrol	Special	23,000	-	23,000
PKS Off Highway Vehicle (OHV)	Special	928,272	-	928,272
PKS Tuolumne River Regional Park	General	311,650	14,024	325,674
Planning and Community Development (PL)	General	4,503,118	-	4,503,118
PL Building Permits	Special	3,595,675	-	3,595,675
PL Dangerous Building Abatement	Special	51,500	-	51,500
PL General Plan Maintenance	Special	520,000	-	520,000
PL Housing Programs	Special	3,503,563	-	3,503,563
PL Special Revenue Grants	Special	11,645,682	-	11,645,682
Public Works Administration	Special	3,541,760	261,165	3,802,925
Public Works Morgan Shop	Internal	6,260,571	-	6,260,571
Public Works Road and Bridge	Special	131,033,113	509,280	131,542,393
<b>Enhancing Community Infrastructure Total</b>		<b>\$ 217,338,418</b>	<b>\$ 14,188,031</b>	<b>\$ 231,526,449</b>
<b>Grand Total</b>		<b>\$ 1,733,690,029</b>	<b>\$ 80,017,990</b>	<b>\$ 1,813,708,019</b>

2025 Proposed Budget Total Appropriations by Board Priority	Proposed Budget Base	Recommended Adjustments	Recommended Proposed Budget
Supporting a Strong and Safe Community	\$ 368,654,104	\$ 6,298,492	\$ 374,952,596
Supporting a Healthy Community	737,885,061	2,269,200	740,154,261
Developing a High-Performing Economy	35,101,932	287,736	35,389,668
Promoting Lifelong Learning	23,038,301	-	23,038,301
Delivering Efficient Public Services	351,672,213	56,974,531	408,646,744
Enhancing Community Infrastructure	217,338,418	14,188,031	231,526,449
<b>Grand Total</b>	<b>\$ 1,733,690,029</b>	<b>\$ 80,017,990</b>	<b>\$ 1,813,708,019</b>

2025 Proposed Budget Total Appropriations by Fund Type	Proposed Budget Base	Recommended Adjustments	Recommended Proposed Budget
General Fund	\$ 498,654,181	\$ 29,424,439	\$ 528,078,620
Special Revenue	985,030,281	16,756,716	1,001,786,997
Capital Projects	2,140,461	31,300,000	33,440,461
Enterprise Fund	72,602,512	1,931,835	74,534,347
Internal Service Fund	175,262,594	605,000	175,867,594
<b>Grand Total</b>	<b>\$ 1,733,690,029</b>	<b>\$ 80,017,990</b>	<b>\$ 1,813,708,019</b>

# Estimated Revenue Schedule

Legal Budget Unit	Fund Type	Proposed Budget Base	Recommended Adjustments	Recommended Proposed Budget
<b>Supporting a Strong and Safe Community</b>				
District Attorney Arson Task Force	Special	\$ 64,509	\$ -	\$ 64,509
District Attorney Criminal Division	General	2,561,849	-	2,561,849
District Attorney Elder Abuse Advocacy and Outreach	Special	108,722	-	108,722
District Attorney Special Operations	Special	1,593,606	-	1,593,606
District Attorney Stanislaus Family Justice Center	Special	236,774	-	236,774
District Attorney Unserved/Underserved Victim Advoc Outreach	Special	98,453	-	98,453
Grand Jury	General	-	-	-
Probation Administration	General	720,431	-	720,431
Probation Community Corrections Partnership	General	7,656,813	-	7,656,813
Probation Corrections Performance Incentive Fund	Special	549,974	-	549,974
Probation Field Services	General	1,771,479	(62,217)	1,709,262
Probation Institutional Services	General	1,178,314	1,310,712	2,489,026
Probation Juvenile Commitment Facility	General	1,363,359	-	1,363,359
Probation Juvenile Justice Crime Prevention Act	Special	1,508,713	-	1,508,713
Probation Juvenile Justice Realignment Block Grant	Special	4,438,234	-	4,438,234
Probation Local Community Corrections	Special	30,684,708	-	30,684,708
Probation Ward Welfare Fund	Special	-	-	-
Probation Youthful Offender Block Grant	Special	3,008,188	-	3,008,188
Public Defender	General	5,096,543	-	5,096,543
Public Defender Indigent Defense	General	131,296	-	131,296
Sheriff Administration	General	909,338	-	909,338
Sheriff CAL ID Program	Special	559,368	-	559,368
Sheriff CAL-MMET	Special	726,655	-	726,655
Sheriff Civil Process Fee	Special	195,539	-	195,539
Sheriff Contract Cities	General	17,886,328	-	17,886,328
Sheriff County Fire Service Fund	Special	2,262,260	-	2,262,260
Sheriff Court Security	Special	6,979,665	139,345	7,119,010
Sheriff Detention	General	22,187,593	-	22,187,593
Sheriff Driver Training Program	Special	304,478	-	304,478
Sheriff Jail Commissary/Inmate Welfare	Enterprise	1,877,262	-	1,877,262
Sheriff Justice Assistance Grant	Special	314,196	-	314,196
Sheriff Office of Emergency Services (OES) Fire Warden	General	497,908	-	497,908
Sheriff OES Emergency Medical Services	Enterprise	1,301,987	-	1,301,987
Sheriff OES Grants	Special	-	-	-
Sheriff OES Homeland Security Grants	Special	512,467	-	512,467
Sheriff Operations	General	6,236,686	-	6,236,686
Sheriff Vehicle Theft Unit	Special	534,538	-	534,538
<b>Supporting a Strong and Safe Community Total</b>		<b>\$ 126,058,233</b>	<b>\$ 1,387,840</b>	<b>\$ 127,446,073</b>

Legal Budget Unit	Fund Type	Proposed Budget Base	Recommended Adjustments	Recommended Proposed Budget
<b>Supporting a Healthy Community</b>				
Aging and Veterans Services (AVS)				
Area Agency on Aging	Special	\$ 8,158,505	\$ 55,200	\$ 8,213,705
AVS Stanislaus Veterans Center	General	432,969	-	432,969
AVS Veterans Services	General	340,694	-	340,694

Legal Budget Unit	Special	Proposed Budget Base	Recommended Adjustments	Recommended Proposed Budget
<b>Supporting a Healthy Community (continued)</b>				
Behavioral Health and Recovery Services (BHRS)	Special	\$ 88,345,681	\$ 60,000	\$ 88,405,681
BHRS Managed Care	Special	17,174,849	-	17,174,849
BHRS Mental Health Services Act	Special	71,863,008	75,000	71,938,008
BHRS Public Guardian	Special	3,958,145	-	3,958,145
BHRS Stanislaus Recovery Center	Special	8,955,132	2,034,000	10,989,132
BHRS Substance Use Disorder	Special	32,933,087	-	32,933,087
Community Services Agency (CSA) Program Services and Support	Special	188,273,257	-	188,273,257
CSA County Children Fund	Special	193,736	-	193,736
CSA General Assistance	Special	1,556,751	-	1,556,751
CSA Housing and Homeless	Special	9,410,910	-	9,410,910
CSA In Home Supportive Services (IHSS) Provider Wages	Special	18,843,755	-	18,843,755
CSA IHSS Public Authority Administration	Special	1,026,326	-	1,026,326
CSA IHSS Public Authority Benefits	Special	2,418,621	-	2,418,621
CSA Public Economic Assistance	Special	140,937,507	-	140,937,507
Department of Child Support Services	Special	17,433,543	-	17,433,543
Health Services Agency (HSA) Administration	Special	9,394,412	-	9,394,412
HSA Clinics and Ancillary Services	Enterprise	38,038,777	-	38,038,777
HSA EMS Discretionary Fund	Special	71,041	-	71,041
HSA Indigent Health Care Program (IHCP)	Special	86,541	-	86,541
HSA IHCP EMS Hospitals	Special	202,822	-	202,822
HSA IHCP EMS Physicians	Special	272,063	-	272,063
HSA Public Health	Special	39,548,983	-	39,548,983
HSA Public Health Vital and Health Statistics	Special	86,666	-	86,666
<b>Supporting a Healthy Community Total</b>		<b>\$ 699,957,781</b>	<b>\$ 2,224,200</b>	<b>\$ 702,181,981</b>
<b>Developing a High-Performing Economy</b>				
Agricultural Commissioner	General	\$ 4,485,772	\$ -	\$ 4,485,772
University of California Cooperative Extension	General	-	-	-
UC Cooperative Extension Farm and Home Advisors Research Trust	Special	-	-	-
Workforce Development Program Services	Special	18,564,749	-	18,564,749
Workforce Development Welfare to Work	Special	7,814,573	-	7,814,573
<b>Developing a High-Performing Economy Total</b>		<b>\$ 30,865,094</b>	<b>\$ -</b>	<b>\$ 30,865,094</b>
<b>Promoting Lifelong Learning</b>				
Library	Special	\$ 20,493,707	\$ -	\$ 20,493,707
<b>Promoting Lifelong Learning Total</b>		<b>\$ 20,493,707</b>	<b>\$ -</b>	<b>\$ 20,493,707</b>
<b>Delivering Efficient Public Services</b>				
Assessor	General	\$ 1,422,752	\$ -	\$ 1,422,752
Assessor State Grants	Special	-	-	-
Auditor-Controller	General	3,990,736	37,209	4,027,945
Board of Supervisors	General	68,922	-	68,922
CEO Administration	General	4,190,600	-	4,190,600
CEO Human Relations	General	5,061,086	(18,259)	5,042,827
Clerk-Recorder	General	3,118,222	(507,799)	2,610,423
Clerk-Recorder Elections	General	-	1,103,077	1,103,077
Clerk-Recorder Modernization	Special	475,000	-	475,000
Clerk-Recorder Vital and Health Statistics	Special	56,650	-	56,650
County Counsel	General	3,107,724	-	3,107,724
County Ops Airport	General	-	-	-
County Ops American Rescue Plan Act (ARPA)	Special	12,740,000	12,000,000	24,740,000

Legal Budget Unit	Fund Type	Proposed Budget Base	Recommended Adjustments	Recommended Proposed Budget
<b>Delivering Efficient Public Services (continued)</b>				
County Ops Appropriations for Contingencies	General	\$ -	\$ -	\$ -
County Ops Cannabis Program	Enterprise	2,981,446	(926,446)	2,055,000
County Ops Capital Improvement Finance Authority	General	-	-	-
County Ops Community Development Fund	General	-	-	-
County Ops County Court Funding	General	2,078,931	-	2,078,931
County Ops Courthouse Construction Fund	Capital	245,000	-	245,000
County Ops Criminal Justice Facilities Fund	Capital	370,000	-	370,000
County Ops Crows Landing Industrial Business Project	Capital	314,000	31,300,000	31,614,000
County Ops Debt Service	General	1,065,000	-	1,065,000
County Ops Deferred Compensation	Internal	164,680	-	164,680
County Ops Dental	Internal	3,762,906	-	3,762,906
County Ops DOJ Drug & Alcohol	Special	100,000	11,566	111,566
County Ops Focus on Prevention	General	-	-	-
County Ops General Fund Contributions	General	-	-	-
County Ops General Fund Match Pass Thru VLF	General	41,200,000	-	41,200,000
County Ops General Liability	Internal	25,020,312	-	25,020,312
County Ops Medical Self-Insurance	Internal	79,141,509	-	79,141,509
County Ops Other Employee Benefits	Internal	211,304	-	211,304
County Ops Professional Liability	Internal	835,111	-	835,111
County Ops Prop 69 DNA Identification Fund	Special	25,350	-	25,350
County Ops Unemployment	Internal	590,272	-	590,272
County Ops Vision Care	Internal	663,650	-	663,650
County Ops Workers Compensation	Internal	7,412,632	-	7,412,632
Discretionary Revenue	General	298,819,257	8,789,123	307,608,380
General Services Agency 10th Street Place	General	1,062,990	-	1,062,990
General Services Agency 12th Street Office Building	Special	79,605	-	79,605
General Services Agency 12th Street Office Bldg Reserve	Special	3,000	-	3,000
General Services Agency Administration	General	1,214,920	-	1,214,920
General Services Agency Capital Facilities	General	1,235,250	-	1,235,250
General Services Agency Central Services	Internal	3,611,830	-	3,611,830
General Services Agency Facility Maintenance	Internal	11,041,910	-	11,041,910
General Services Agency Facility Utilities	Internal	6,730,000	-	6,730,000
General Services Agency Fleet Services	Internal	6,890,030	-	6,890,030
Information Technology Central	Internal	18,769,395	500,000	19,269,395
Treasurer Admin/Taxes	General	649,645	-	649,645
Treasurer Revenue Recovery	General	1,861,375	-	1,861,375
Treasurer Treasury	General	1,026,780	-	1,026,780
<b>Delivering Efficient Public Services Total</b>		<b>\$ 553,409,782</b>	<b>\$ 52,288,471</b>	<b>\$ 605,698,253</b>

Legal Budget Unit	Fund Type	Proposed Budget Base	Recommended Adjustments	Recommended Proposed Budget
<b>Enhancing Community Infrastructure</b>				
Department of Environmental Resources (DER)	Special	\$ 8,105,639	\$ -	\$ 8,105,639
DER AB 939/Source Reduction & Recycle	Special	1,109,025	-	1,109,025
DER Abandoned Vehicle Abatement	Special	55,036	-	55,036
DER Beverage Container Recycling	Special	37,000	-	37,000
DER Code Enforcement	General	338,193	-	338,193
DER Code Enforcement Abatement	Special	-	-	-
DER Disclosure Program	Special	375,856	-	375,856
DER Environmental Enforcement	Special	-	-	-

Legal Budget Unit	Fund Type	Proposed Budget Base	Recommended Adjustments	Recommended Proposed Budget
<b>Enhancing Community Infrastructure (continued)</b>				
DER Fink Road Landfill	Enterprise	\$ 11,399,454	\$ -	\$ 11,399,454
DER Geer Road Landfill	Enterprise	650,000	-	650,000
DER Groundwater Program	General	38,813	-	38,813
DER Household Hazardous Waste	Special	756,996	-	756,996
DER Used Oil Recycling	Special	70,000	-	70,000
DER Vehicle Registration Fee Surcharge	Special	10,744	-	10,744
DER Waste Tire Enforcement Grant	Special	217,175	-	217,175
Parks and Recreation (PKS)	General	6,735,786	4,078,651	10,814,437
PKS Fish & Wildlife	Special	1,000	-	1,000
PKS Modesto Reservoir Patrol	Special	23,000	-	23,000
PKS Off Highway Vehicle (OHV)	Special	928,272	-	928,272
PKS Tuolumne River Regional Park	General	-	-	-
Planning and Community Development (PL)	General	1,522,465	-	1,522,465
PL Building Permits	Special	3,005,150	-	3,005,150
PL Dangerous Building Abatement	Special	51,500	-	51,500
PL General Plan Maintenance	Special	225,000	-	225,000
PL Housing Programs	Special	3,503,563	-	3,503,563
PL Special Revenue Grants	Special	11,645,682	-	11,645,682
Public Works Administration	Special	3,541,760	261,165	3,802,925
Public Works Morgan Shop	Internal	5,286,240	-	5,286,240
Public Works Road and Bridge	Special	118,065,580	65,000	118,130,580
<b>Enhancing Community Infrastructure Total</b>		<b>\$ 177,698,929</b>	<b>\$ 4,404,816</b>	<b>\$ 182,103,745</b>
<b>Grand Total</b>		<b>\$ 1,608,483,526</b>	<b>\$ 60,305,327</b>	<b>\$ 1,668,788,853</b>

2025 Proposed Budget Total Estimated Revenue by Board Priority	Proposed Budget Base	Recommended Adjustments	Recommended Proposed Budget
Supporting a Strong and Safe Community	\$ 126,058,233	\$ 1,387,840	\$ 127,446,073
Supporting a Healthy Community	699,957,781	2,224,200	702,181,981
Developing a High-Performing Economy	30,865,094	-	30,865,094
Promoting Lifelong Learning	20,493,707	-	20,493,707
Delivering Efficient Public Services	553,409,782	52,288,471	605,698,253
Enhancing Community Infrastructure	177,698,929	4,404,816	182,103,745
<b>Grand Total</b>	<b>\$ 1,608,483,526</b>	<b>\$ 60,305,327</b>	<b>\$ 1,668,788,853</b>

2025 Proposed Budget Total Estimated Revenue by Fund Type	Proposed Budget Base	Recommended Adjustments	Recommended Proposed Budget
General Fund	\$ 453,266,819	\$ 14,730,497	\$ 467,997,316
Special Revenue	927,907,000	14,701,276	942,608,276
Capital Projects	929,000	31,300,000	32,229,000
Enterprise Fund	56,248,926	(926,446)	55,322,480
Internal Service Fund	170,131,781	500,000	170,631,781
<b>Grand Total</b>	<b>\$ 1,608,483,526</b>	<b>\$ 60,305,327</b>	<b>\$ 1,668,788,853</b>

Note: Estimated revenue, as displayed on this schedule, is reported in accordance with Governmental Accounting Standards in which General Fund contributions provided to non-General Fund departments (either through General Fund Contributions to Other Programs or Mandated County Match) are reflected as revenue for non-General Fund Departments.



# Special District Schedules

District Name	2025 Proposed Budget			
	Estimated Fund Balance July 1, 2024	Revenue	Expenditures	Estimated Fund Balance June 30, 2025
<b>Lighting &amp; Lighting Maintenance Districts</b>				
Airport Neighborhood Lighting	\$ 141,882	\$ 28,111	\$ 28,111	\$ 141,882
Almond Wood Estates Lighting	\$ 34,814	\$ 10,816	\$ 14,840	\$ 30,790
Beard Industrial Lighting	\$ 30,005	\$ 6,244	\$ 8,325	\$ 27,924
Country Club Lighting Zone A	\$ 37,133	\$ 4,583	\$ 4,990	\$ 36,726
Country Club Lighting Zone B	\$ 2,790	\$ 1,572	\$ 1,572	\$ 2,790
Crowslanding Lighting	\$ 33,404	\$ 3,977	\$ 10,890	\$ 26,491
Denair Lighting	\$ 236,457	\$ 57,755	\$ 57,755	\$ 236,457
Deo Gloria Estates Lighting	\$ 19,149	\$ 5,693	\$ 12,680	\$ 12,162
Empire Lighting	\$ 153,780	\$ 30,331	\$ 45,180	\$ 138,931
Fairview Tract Lighting	\$ 87,555	\$ 9,828	\$ 12,074	\$ 85,309
Fruit Yard Lighting	\$ 578	\$ 706	\$ 706	\$ 578
Gibbs Ranch Lighting	\$ 29,272	\$ 3,978	\$ 4,350	\$ 28,900
Gilbert Road Lighting	\$ 1,985	\$ 470	\$ 1,070	\$ 1,385
Golden State Lighting	\$ 8,149	\$ 2,581	\$ 8,080	\$ 2,650
Hillcrest Estates Lighting	\$ 106,115	\$ 16,134	\$ 23,545	\$ 98,704
Kenwood Park Lighting	\$ 12,192	\$ 3,451	\$ 4,080	\$ 11,563
Mancini Park Homes Lighting	\$ 25,935	\$ 7,715	\$ 17,895	\$ 15,755
Marshall Avenue Lighting	\$ 16,588	\$ 1,997	\$ 1,997	\$ 16,588
Monterey Park Lighting	\$ 24,933	\$ 3,776	\$ 3,965	\$ 24,744
North McHenry Lighting	\$ 11,486	\$ 7,184	\$ 3,879	\$ 14,791
North McHenry #2 Lighting	\$ 18,570	\$ 3,058	\$ 3,058	\$ 18,570
North Oaks Lighting	\$ 13,039	\$ 4,493	\$ 7,770	\$ 9,762
Olympic Tract Lighting	\$ 91,380	\$ 15,821	\$ 15,821	\$ 91,380
Peach Blossom Estates Lighting	\$ 8,132	\$ 1,164	\$ 2,115	\$ 7,181
Richland Tract Lighting	\$ 53,525	\$ 7,186	\$ 7,186	\$ 53,525
Salida Lighting	\$ 413,058	\$ 127,758	\$ 147,680	\$ 393,136
Schwartz-Baize Lighting	\$ 1,638	\$ 380	\$ 1,800	\$ 218
Sunset Oaks Lighting	\$ 55,349	\$ 17,267	\$ 34,750	\$ 37,866
Sylvan Village #2 Lighting	\$ 52,474	\$ 6,104	\$ 7,205	\$ 51,373
Tempo Park Lighting	\$ 66,581	\$ 11,229	\$ 14,265	\$ 63,545
<b>Total Lighting &amp; Lighting Mtc Districts</b>	<b>\$ 1,787,949</b>	<b>\$ 401,362</b>	<b>\$ 507,634</b>	<b>\$ 1,681,676</b>

District Name	2025 Proposed Budget			
	Estimated Fund Balance July 1, 2024	Revenue	Expenditures	Estimated Fund Balance June 30, 2025
<b>Storm Drainage &amp; Maintenance Districts</b>				
Storm Drain #1	\$ 38,406	\$ 560	\$ 38,406	\$ 560
Storm Drain #2	\$ 5,334	\$ 23	\$ 5,334	\$ 23
Storm Drain #3	\$ 1,967	\$ 7	\$ 1,967	\$ 7
Storm Drain #6	\$ 183,040	\$ 2,236	\$ 183,040	\$ 2,236
Storm Drain #8	\$ 1,507,177	\$ 36,342	\$ 1,507,177	\$ 36,342
Storm Drain #9	\$ 4,628	\$ 17	\$ 4,628	\$ 17
Storm Drain #10	\$ 39,380	\$ 459	\$ 39,380	\$ 459
<b>Total Storm Drainage &amp; Mtc Districts</b>	<b>\$ 1,779,932</b>	<b>\$ 39,644</b>	<b>\$ 1,779,932</b>	<b>\$ 39,644</b>
<b>County Service Area Districts</b>				
County Service Area No. 1	\$ 12,239	\$ 1,800	\$ 2,758	\$ 11,281
County Service Area No. 4	\$ 92,981	\$ 163,306	\$ 163,306	\$ 92,981
County Service Area No. 5	\$ 122,267	\$ 6,388	\$ 14,000	\$ 114,655
County Service Area No. 7	\$ 36,470	\$ 1,985	\$ 5,400	\$ 33,055
County Service Area No. 8	\$ (4,411)	\$ 721	\$ 721	\$ (4,412)
County Service Area No. 9	\$ (1,062)	\$ 1,462	\$ 1,462	\$ (1,063)
County Service Area No. 10	\$ 159,751	\$ 415,066	\$ 415,066	\$ 159,751
County Service Area No. 11	\$ (5,736)	\$ 810	\$ 810	\$ (5,736)
County Service Area No. 12	\$ (338)	\$ 1,000	\$ 1,000	\$ (338)
County Service Area No. 16	\$ 90,867	\$ 16,649	\$ 22,000	\$ 85,516
County Service Area No. 18	\$ 44,874	\$ 24,471	\$ 24,471	\$ 44,874
County Service Area No. 19	\$ 140,903	\$ 55,817	\$ 55,817	\$ 140,903
County Service Area No. 20	\$ 25,007	\$ 14,123	\$ 14,123	\$ 25,007
County Service Area No. 21	\$ 68,061	\$ 25,903	\$ 25,903	\$ 68,061
County Service Area No. 22	\$ 26,593	\$ 7,933	\$ 7,933	\$ 26,593
County Service Area No. 23	\$ 3,916	\$ 3,796	\$ 3,796	\$ 3,916
County Service Area No. 24	\$ 15,232	\$ 8,297	\$ 8,297	\$ 15,232
County Service Area No. 25	\$ 4,830	\$ 6,783	\$ 6,783	\$ 4,830
County Service Area No. 26	\$ 367,565	\$ 224,286	\$ 224,286	\$ 367,565
County Service Area No. 27	\$ 22,186	\$ 13,027	\$ 13,027	\$ 22,186
<b>Total County Service Area Districts</b>	<b>\$ 1,222,193</b>	<b>\$ 993,623</b>	<b>\$ 1,010,959</b>	<b>\$ 1,204,857</b>

District Name	2025 Proposed Budget			
	Estimated Fund Balance July 1, 2024	Revenue	Expenditures	Estimated Fund Balance June 30, 2025
<b>Lighting &amp; Landscape Districts</b>				
Bret Hart Landscape & Lighting	\$ 193,373	\$ 54,500	\$ 54,500	\$ 193,373
Bystrom Landscape & Lighting	\$ 101,018	\$ 28,278	\$ 28,278	\$ 101,018
Del Rio Heights Landscape	\$ 8,254	\$ 5,151	\$ 5,151	\$ 8,254
Howard/McCracken Landscape & Lighting	\$ 101,441	\$ 23,667	\$ 23,667	\$ 101,441
Laurel Landscape & Lighting	\$ 41,800	\$ 12,792	\$ 12,792	\$ 41,800
Paradise South Landscape & Lighting	\$ 70,648	\$ 22,410	\$ 22,410	\$ 70,648
Riverdale Landscape & Lighting	\$ 62,263	\$ 12,331	\$ 12,331	\$ 62,263
Riverview Landscape & Lighting	\$ 53,617	\$ 14,713	\$ 14,713	\$ 53,617
<b>Total Lighting &amp; Landscape Districts</b>	<b>\$ 632,414</b>	<b>\$ 173,842</b>	<b>\$ 173,842</b>	<b>\$ 632,414</b>
<b>Total Special Districts</b>	<b>\$ 5,422,488</b>	<b>\$ 1,608,471</b>	<b>\$ 3,472,367</b>	<b>\$ 3,558,591</b>

# Stanislaus County Staffing Summary

## Allocation List – Three Year Comparison

Department	2023 Adopted Budget	2024 Adopted Budget	2025 Proposed Budget
Aging and Veterans Services - Area Agency on Aging	21	25	25
Aging and Veterans Services - Stanislaus Veterans Center	1	1	1
Aging and Veterans Services - Veterans' Services	7	8	8
Agricultural Commissioner	42	42	39
Animal Services	38	38	42
Assessor	61	61	61
Auditor Controller	43	43	43
Auditor Controller - Enterprise Resource Planning	3	0	0
Behavioral Health and Recovery Services	263	311	331
Behavioral Health and Recovery Services - Alcohol and Drug Program	47	51	53
Behavioral Health and Recovery Services - Mental Health Services Act	118	132	136
Behavioral Health and Recovery Services - Public Guardian	24	24	24
Behavioral Health and Recovery Services - Stanislaus Recovery Center	40	40	60
Board of Supervisors	11	11	11
Chief Executive Office - Administration	39	40	40
Chief Executive Office - Human Relations	40	40	40
Child Support Services	147	148	143
Clerk-Recorder - Elections Division	16	16	16
Clerk-Recorder - Recorder Division	34	34	34
Community Services Agency - Program Services and Support	1,172	1,176	1,176
Cooperative Extension	7	7	6
County Counsel	20	22	22
District Attorney - Automobile Insurance Fraud Prosecution	1	1	1
District Attorney - Criminal Division	135	139	143
District Attorney - Elder Abuse Advocacy and Outreach	1	1	1
District Attorney - Real Estate Fraud Prosecution	2	2	2
District Attorney - Unserved/Underserved Victims Advocacy and Outreach	2	2	2
District Attorney - Victim Services Program	12	12	12
District Attorney - Violence Against Women	2	2	2
Environmental Resources	86	77	74
Environmental Resources - Code Enforcement	0	10	10
Environmental Resources - Fink Road Landfill	22	24	24
Environmental Resources - Groundwater Program	1	1	1
First 5 Stanislaus	5	5	5
General Services Agency - Administration	9	8	8
General Services Agency - Capital Facilities	9	10	10
General Services Agency - Central Services	13	14	14

Department	2023 Adopted Budget	2024 Adopted Budget	2025 Proposed Budget
General Services Agency - Facilities Maintenance	40	41	41
General Services Agency - Fleet Services	11	13	13
General Services Agency - Tenth Street Place	1	2	2
Health Services Agency - Administration	79	78	78
Health Services Agency - Clinics and Ancillary Services	181	186	186
Health Services Agency - Public Health	203	205	197
Information Technology Central	46	49	55
Law Library	2	2	2
Library	72	74	74
Local Agency Formation Commission	3	3	3
Parks and Recreation	59	60	60
Planning and Community Development - Building Permits	17	19	19
Planning and Community Development - Planning	23	23	23
Probation - Administration	22	22	22
Probation - Community Corrections Partnership	33	33	33
Probation - Corrections Performance Incentive Fund	5	6	6
Probation - Field Services	114	114	116
Probation - Institutional Services	45	45	45
Probation - Juvenile Commitment Facility	24	24	24
Probation - Juvenile Justice Crime Prevention Act	15	15	15
Probation - Youthful Offender Block Grant	16	16	16
Public Defender	61	67	71
Public Defender - Indigent Defense	8	11	11
Public Works - Administration	15	15	17
Public Works - Morgan Shop	10	10	10
Public Works - Road and Bridge	101	101	104
Sheriff - Administration	96	96	96
Sheriff - Cal ID Program	2	2	2
Sheriff - CAL-MMET	4	4	4
Sheriff - Contract Cities	75	75	75
Sheriff - County Fire Service Fund	11	11	11
Sheriff - Court Security	39	39	39
Sheriff - Detention	384	384	384
Sheriff - Emergency Medical Services	6	6	6
Sheriff - Jail Commissary/Inmate Welfare	6	6	6
Sheriff - Office of Emergency Serv/Fire Warden	8	8	8
Sheriff - Operations	214	221	221
Sheriff - Vehicle Theft Unit	1	1	1
StanCERA	16	16	16
Stanislaus Regional 911	59	59	58

Department	2023 Adopted Budget	2024 Adopted Budget	2025 Proposed Budget
Treasurer - Admin/Taxes	11	11	11
Treasurer - Revenue Recovery	18	18	18
Treasurer - Treasury	4	4	4
Workforce Development	92	93	95
<b>Total Staffing</b>	<b>4,746</b>	<b>4,866</b>	<b>4,918</b>

**STANISLAUS COUNTY  
DEPARTMENT POSITION ALLOCATION REPORT  
AS OF JULY 13, 2024**

	STEP 1	STEP 2	STEP 3	STEP 4	STEP 5
	MIN	---	MID	---	MAX
	---	---	FLAT	---	---

**AGING & VETERANS SERVICES**

<b>AREA AGENCY ON AGING</b>					
1 Dir of Area Agency on Aging	57.30	---	71.63	---	85.96
2 Manager III	40.47	---	50.59	---	60.71
1 Manager II	35.80	---	44.75	---	53.70
1 Confidential Assistant IV	26.99	---	33.74	---	40.49
1 MH Clinician II	41.89	43.98	46.18	48.49	50.91
2 Staff Serv Coordinator	38.09	39.99	41.99	44.09	46.29
1 Social Worker IV	35.04	36.79	38.63	40.56	42.59
2 Accountant II	33.79	35.48	37.25	39.11	41.07
7 Social Worker III	31.37	32.94	34.59	36.32	38.14
2 Staff Serv Analyst	31.36	32.93	34.58	36.31	38.13
2 Staff Serv Tech	24.84	26.08	27.38	28.75	30.19
1 Accounting Tech	24.77	26.01	27.31	28.68	30.11
1 Community Health Work III	24.16	25.37	26.64	27.97	29.37
1 Community Health Work II	20.42	21.44	22.51	23.64	24.82
<b>25 * BUDGET UNIT TOTAL *</b>					

<b>STANISLAUS VETERANS CENTER</b>					
1 Staff Serv Coordinator	38.09	39.99	41.99	44.09	46.29
<b>1 * BUDGET UNIT TOTAL *</b>					

<b>VETERANS SERVICES</b>					
1 Manager III	40.47	---	50.59	---	60.71
1 Social Worker III	31.37	32.94	34.59	36.32	38.14
1 Staff Serv Analyst	31.36	32.93	34.58	36.31	38.13
4 Veterans Serv Rep	25.49	26.76	28.10	29.51	30.99
1 Admin Clerk III	21.63	22.71	23.85	25.04	26.29
<b>8 * BUDGET UNIT TOTAL *</b>					

**34 \*\* DEPARTMENT TOTAL \*\***

**AGRICULTURAL COMMISSIONER**

<b>AGRICULTURAL COMMISSIONER</b>					
1 County Agri Comm & Sealer	57.30	---	71.63	---	85.96
1 Asst Ag Commissioner	45.76	---	57.20	---	68.64
4 Deputy Ag Com/Sealer	35.80	---	44.75	---	53.70
1 Confidential Assistant IV	26.99	---	33.74	---	40.49
1 Confidential Assistant III	22.47	---	28.09	---	33.71
1 Ag/Weights & Meas Insp IV	35.77	37.56	39.44	41.41	43.48
23 Ag/Weights & Meas Insp III	31.84	33.43	35.10	36.86	38.70
1 Staff Serv Tech	24.84	26.08	27.38	28.75	30.19
1 Accounting Tech	24.77	26.01	27.31	28.68	30.11
2 Admin Clerk III	21.63	22.71	23.85	25.04	26.29
1 Agricultural Assistant II	21.57	22.65	23.78	24.97	26.22
1 Account Clerk II	19.96	20.96	22.01	23.11	24.27
1 Admin Clerk II	19.15	20.11	21.12	22.18	23.29
<b>39 * BUDGET UNIT TOTAL *</b>					
<b>39 ** DEPARTMENT TOTAL **</b>					

**ANIMAL SERVICES**

<b>ANIMAL SERVICES</b>					
2 County Veterinarian	70.22	---	87.78	---	105.34
1 Dir of Animal Services	57.30	---	71.63	---	85.96
2 Manager II	35.80	---	44.75	---	53.70
1 Confidential Assistant IV	26.99	---	33.74	---	40.49
1 Maintenance Engineer III	29.11	30.57	32.10	33.71	35.40
1 Supv Acct Admin Clerk II	28.53	29.96	31.46	33.03	34.68
4 Animal Svc Oper Supv	25.91	27.21	28.57	30.00	31.50
1 Accounting Tech	24.77	26.01	27.31	28.68	30.11
6 Animal Serv Offcr II	23.32	24.49	25.71	27.00	28.35
1 Account Clerk III	22.56	23.69	24.87	26.11	27.42
4 Animal Care Spec III	22.56	23.69	24.87	26.11	27.42
5 Admin Clerk III	21.63	22.71	23.85	25.04	26.29

**STANISLAUS COUNTY  
DEPARTMENT POSITION ALLOCATION REPORT  
AS OF JULY 13, 2024**

		STEP 1	STEP 2	STEP 3	STEP 4	STEP 5
		MIN	---	MID	---	MAX
		---	---	FLAT	---	---
<b>ANIMAL SERVICES (Continued)</b>	12 Animal Care Spec II	20.79	21.83	22.92	24.07	25.27
	1 Account Clerk II	19.96	20.96	22.01	23.11	24.27
<b>42 * BUDGET UNIT TOTAL *</b>						

**ASSESSOR**

<b>ASSESSOR</b>	1 Assessor	---	---	98.44	---	---
	2 Manager IV	45.76	---	57.20	---	68.64
	1 Manager I	32.00	---	40.00	---	48.00
	1 Confidential Assistant IV	26.99	---	33.74	---	40.49
	1 Software Administrator III	51.28	53.84	56.53	59.36	62.33
	1 Software Administrator II	44.22	46.43	48.75	51.19	53.75
	1 Supv Auditor Appraiser	42.08	44.18	46.39	48.71	51.15
	4 Supv Appraiser	40.09	42.09	44.19	46.40	48.72
	2 Sr Auditor-Appraiser	38.18	40.09	42.09	44.19	46.40
	2 Technology Specialist III	37.46	39.33	41.30	43.37	45.54
	7 Sr Appraiser	36.39	38.21	40.12	42.13	44.24
	4 Auditor-Appraiser III	34.67	36.40	38.22	40.13	42.14
	16 Appraiser III	33.07	34.72	36.46	38.28	40.19
	1 Cadastral Supervisor	32.54	34.17	35.88	37.67	39.55
	1 Technology Specialist II	31.79	33.38	35.05	36.80	38.64
	3 Supv Assessment Tech II	28.53	29.96	31.46	33.03	34.68
	2 Appraiser Tech	22.69	23.82	25.01	26.26	27.57
	9 Assessment Technician II	22.56	23.69	24.87	26.11	27.42
	1 Admin Clerk II	19.15	20.11	21.12	22.18	23.29
	1 Admin Clerk I	18.52	19.45	20.42	21.44	22.51
<b>61 * BUDGET UNIT TOTAL *</b>						
<b>61 ** DEPARTMENT TOTAL **</b>						

**AUDITOR CONTROLLER**

<b>AUDITOR CONTROLLER</b>	1 Auditor-Controller	---	---	98.44	---	---
	1 Asst Auditor Controller	50.85	---	63.56	---	76.27
	3 Manager IV	45.76	---	57.20	---	68.64
	1 Manager III	40.47	---	50.59	---	60.71
	4 Manager II	35.80	---	44.75	---	53.70
	1 Confidential Assistant V	32.15	---	40.19	---	48.23
	3 Confidential Assistant IV	26.99	---	33.74	---	40.49
	8 Confidential Assistant III	22.47	---	28.09	---	33.71
	9 Accountant III	37.14	39.00	40.95	43.00	45.15
	2 Accountant II	33.79	35.48	37.25	39.11	41.07
	1 Accounting Supv	30.01	31.51	33.09	34.74	36.48
	6 Accounting Tech	24.77	26.01	27.31	28.68	30.11
	3 Account Clerk III	22.56	23.69	24.87	26.11	27.42
<b>43 * BUDGET UNIT TOTAL *</b>						
<b>43 ** DEPARTMENT TOTAL **</b>						

**BEHAVIORAL HEALTH & RECOV SVS**

<b>ALCOHOL &amp; DRUG PROGRAM</b>	1 Manager IV	45.76	---	57.20	---	68.64
	4 Manager III	40.47	---	50.59	---	60.71
	3 MH Coordinator	46.64	48.97	51.42	53.99	56.69
	2 MH Clinician III	44.06	46.26	48.57	51.00	53.55
	1 MH Clinician II	41.89	43.98	46.18	48.49	50.91
	1 Staff Serv Coordinator	38.09	39.99	41.99	44.09	46.29
	2 Behavioral Health Coordinator	32.54	34.17	35.88	37.67	39.55
	4 Staff Serv Analyst	31.36	32.93	34.58	36.31	38.13
	23 Behavioral Health Splst. II	29.14	30.60	32.13	33.74	35.43
	3 Licensed Vocational Nurse III	28.55	29.98	31.48	33.05	34.70
	3 Clinical Serv Tech II	21.84	22.93	24.08	25.28	26.54



**STANISLAUS COUNTY  
DEPARTMENT POSITION ALLOCATION REPORT  
AS OF JULY 13, 2024**

		STEP 1	STEP 2	STEP 3	STEP 4	STEP 5
		MIN	---	MID	---	MAX
		---	---	FLAT	---	---
<b>ALCOHOL &amp; DRUG PROGRAM (Continued)</b>	4 Admin Clerk III	21.63	22.71	23.85	25.04	26.29
	2 Admin Clerk II	19.15	20.11	21.12	22.18	23.29
<b>53 * BUDGET UNIT TOTAL *</b>						
<b>BEHAVIORAL HEALTH &amp; RECOV SVS</b>						
	1 Behavioral Hlth Medical Dir	123.06	---	153.83	---	184.60
	1 Behavioral Health Director	80.43	---	100.54	---	120.65
	1 Assoc Director	57.30	---	71.63	---	85.96
	2 Asst Director	50.85	---	63.56	---	76.27
	1 IT Manager	45.76	---	57.20	---	68.64
	5 Manager IV	45.76	---	57.20	---	68.64
	17 Manager III	40.47	---	50.59	---	60.71
	10 Manager II	35.80	---	44.75	---	53.70
	1 Manager I	32.00	---	40.00	---	48.00
	1 Confidential Assistant V	32.15	---	40.19	---	48.23
	2 Confidential Assistant IV	26.99	---	33.74	---	40.49
	8 Confidential Assistant III	22.47	---	28.09	---	33.71
	1 Sr Psych Nurse Practitioner	70.49	74.01	77.71	81.60	85.68
	1 Software Administrator III	51.28	53.84	56.53	59.36	62.33
	1 Infrastructure Engineer III	51.28	53.84	56.53	59.36	62.33
	11 MH Coordinator	46.64	48.97	51.42	53.99	56.69
	8 Psychiatric Nurse II	45.29	47.55	49.93	52.43	55.05
	2 Clinical Psychologist	44.84	47.08	49.43	51.90	54.50
	6 Software Administrator II	44.22	46.43	48.75	51.19	53.75
	3 Infrastructure Engineer II	44.22	46.43	48.75	51.19	53.75
	7 MH Clinician III	44.06	46.26	48.57	51.00	53.55
	77 MH Clinician II	41.89	43.98	46.18	48.49	50.91
	9 Staff Serv Coordinator	38.09	39.99	41.99	44.09	46.29
	1 Technology Specialist III	37.46	39.33	41.30	43.37	45.54
	5 Accountant III	37.14	39.00	40.95	43.00	45.15
	2 Accountant II	33.79	35.48	37.25	39.11	41.07
	1 Med Records Coordinator	32.54	34.17	35.88	37.67	39.55
	2 Behavioral Health Coordinator	32.54	34.17	35.88	37.67	39.55
	7 Technology Specialist II	31.79	33.38	35.05	36.80	38.64
	3 Sr. Behavioral Health Advocate	31.56	33.14	34.80	36.54	38.37
	15 Staff Serv Analyst	31.36	32.93	34.58	36.31	38.13
	45 Behavioral Health Splst. II	29.14	30.60	32.13	33.74	35.43
	6 Behavioral Health Advocate	29.14	30.60	32.13	33.74	35.43
	4 Staff Serv Tech	24.84	26.08	27.38	28.75	30.19
	7 Accounting Tech	24.77	26.01	27.31	28.68	30.11
	2 Family Services Specialist II	23.81	25.00	26.25	27.56	28.94
	3 Account Clerk III	22.56	23.69	24.87	26.11	27.42
	15 Clinical Serv Tech II	21.84	22.93	24.08	25.28	26.54
	28 Admin Clerk III	21.63	22.71	23.85	25.04	26.29
	1 Dir of Volunteer Serv	21.38	22.45	23.57	24.75	25.99
	4 Admin Clerk II	19.15	20.11	21.12	22.18	23.29
	4 Stock/Delivery Clerk II	18.66	19.59	20.57	21.60	22.68
<b>331 * BUDGET UNIT TOTAL *</b>						
<b>MENTAL HEALTH SERVICES ACT</b>						
	2 Manager IV	45.76	---	57.20	---	68.64
	2 Manager III	40.47	---	50.59	---	60.71
	1 Manager II	35.80	---	44.75	---	53.70
	4 Psychiatrist	112.28	117.89	123.78	129.97	136.47
	7 MH Coordinator	46.64	48.97	51.42	53.99	56.69
	11 Psychiatric Nurse II	45.29	47.55	49.93	52.43	55.05
	23 MH Clinician II	41.89	43.98	46.18	48.49	50.91
	2 Staff Serv Coordinator	38.09	39.99	41.99	44.09	46.29
	3 Behavioral Health Coordinator	32.54	34.17	35.88	37.67	39.55
	4 Staff Serv Analyst	31.36	32.93	34.58	36.31	38.13
	50 Behavioral Health Splst. II	29.14	30.60	32.13	33.74	35.43
	2 Behavioral Health Advocate	29.14	30.60	32.13	33.74	35.43

STANISLAUS COUNTY						
DEPARTMENT POSITION ALLOCATION REPORT						
AS OF JULY 13, 2024						
		STEP 1	STEP 2	STEP 3	STEP 4	STEP 5
		MIN	---	MID	---	MAX
		---	---	FLAT	---	---
<b>MENTAL HEALTH SERVICES ACT (Continued)</b>	12 Clinical Serv Tech II	21.84	22.93	24.08	25.28	26.54
	12 Admin Clerk III	21.63	22.71	23.85	25.04	26.29
	1 Admin Clerk II	19.15	20.11	21.12	22.18	23.29
<b>136 * BUDGET UNIT TOTAL *</b>						
<b>PUBLIC GUARDIAN</b>						
	1 Manager IV	45.76	---	57.20	---	68.64
	1 Manager II	35.80	---	44.75	---	53.70
	1 Conservator Investigator Supv	34.80	36.54	38.37	40.29	42.30
	1 Behavioral Health Coordinator	32.54	34.17	35.88	37.67	39.55
	3 Conservator Investigator	31.56	33.14	34.80	36.54	38.37
	1 Deputy Public Guardian III	30.59	32.12	33.73	35.42	37.19
	7 Deputy Public Guardian II	28.37	29.79	31.28	32.84	34.48
	4 Accounting Tech	24.77	26.01	27.31	28.68	30.11
	1 Legal Clerk III	21.63	22.71	23.85	25.04	26.29
	1 Admin Clerk III	21.63	22.71	23.85	25.04	26.29
	1 Admin Clerk II	19.15	20.11	21.12	22.18	23.29
	2 Stock/Delivery Clerk II	18.66	19.59	20.57	21.60	22.68
<b>24 * BUDGET UNIT TOTAL *</b>						
<b>STANISLAUS RECOVERY CENTER</b>						
	1 Manager II	35.80	---	44.75	---	53.70
	3 MH Clinician II	41.89	43.98	46.18	48.49	50.91
	3 Behavioral Health Coordinator	32.54	34.17	35.88	37.67	39.55
	21 Behavioral Health Splst. II	29.14	30.60	32.13	33.74	35.43
	27 Clinical Serv Tech II	21.84	22.93	24.08	25.28	26.54
	2 Admin Clerk III	21.63	22.71	23.85	25.04	26.29
	1 Admin Clerk II	19.15	20.11	21.12	22.18	23.29
	2 Asst Cook II	18.35	19.27	20.23	21.24	22.30
<b>60 * BUDGET UNIT TOTAL *</b>						
<b>604 ** DEPARTMENT TOTAL **</b>						
<b>BOARD OF SUPERVISORS</b>						
<b>BOARD OF SUPERVISORS</b>						
	1 Chairman Bd of Supervisor	---	---	57.96	---	---
	4 Supervisor	---	---	51.75	---	---
	1 Manager III	40.47	---	50.59	---	60.71
	5 Confidential Assistant IV	26.99	---	33.74	---	40.49
<b>11 * BUDGET UNIT TOTAL *</b>						
<b>11 ** DEPARTMENT TOTAL **</b>						
<b>CHIEF EXECUTIVE OFFICE</b>						
<b>HUMAN RELATIONS</b>						
	1 Human Relations Director	72.20	---	90.25	---	108.30
	1 Deputy Exec Officer	57.30	---	71.63	---	85.96
	5 Manager IV	45.76	---	57.20	---	68.64
	14 Manager III	40.47	---	50.59	---	60.71
	7 Confidential Assistant IV	26.99	---	33.74	---	40.49
	12 Confidential Assistant III	22.47	---	28.09	---	33.71
<b>40 * BUDGET UNIT TOTAL *</b>						
<b>OPERATIONS AND SERVICES</b>						
	1 Chief Exec Officer	---	---	159.50	---	---
	1 Asst Exec Offcr/Chief Op Off	84.43	---	105.54	---	126.65
	2 Asst Executive Officer	80.43	---	100.54	---	120.65
	3 Deputy Exec Officer	57.30	---	71.63	---	85.96
	1 Clerk of the Board	50.85	---	63.56	---	76.27
	9 Manager IV	45.76	---	57.20	---	68.64
	9 Manager III	40.47	---	50.59	---	60.71
	1 Confidential Assistant V	32.15	---	40.19	---	48.23
	9 Confidential Assistant IV	26.99	---	33.74	---	40.49
	4 Confidential Assistant III	22.47	---	28.09	---	33.71

STANISLAUS COUNTY						
DEPARTMENT POSITION ALLOCATION REPORT						
AS OF JULY 13, 2024						
		STEP 1	STEP 2	STEP 3	STEP 4	STEP 5
		MIN	---	MID	---	MAX
		---	---	FLAT	---	---
<b>CHIEF EXECUTIVE OFFICE (Continued)</b>		40 * BUDGET UNIT TOTAL *				
		80 ** DEPARTMENT TOTAL **				
<b>CHILDREN &amp; FAMILIES COMM</b>						
<b>CHILDREN &amp; FAMILIES COMM</b>						
	1 Executive Director - CFC	57.30	---	71.63	---	85.96
	1 Confidential Assistant IV	26.99	---	33.74	---	40.49
	1 Staff Serv Coordinator	38.09	39.99	41.99	44.09	46.29
	1 Accountant III	37.14	39.00	40.95	43.00	45.15
	1 Account Clerk III	22.56	23.69	24.87	26.11	27.42
		5 * BUDGET UNIT TOTAL *				
		5 ** DEPARTMENT TOTAL **				
<b>CLERK/RECORDER</b>						
<b>ELECTIONS DIVISION</b>						
	1 Manager III	40.47	---	50.59	---	60.71
	2 Manager II	35.80	---	44.75	---	53.70
	1 Infrastructure Engineer II	44.22	46.43	48.75	51.19	53.75
	1 Technology Specialist III	37.46	39.33	41.30	43.37	45.54
	2 Staff Serv Analyst	31.36	32.93	34.58	36.31	38.13
	2 Staff Serv Tech	24.84	26.08	27.38	28.75	30.19
	1 Storekeeper II	23.69	24.87	26.11	27.42	28.79
	6 Legal Clerk III	21.63	22.71	23.85	25.04	26.29
		16 * BUDGET UNIT TOTAL *				
<b>RECORDER DIVISION</b>						
	1 County Clerk-Recorder	---	---	98.44	---	---
	2 Manager III	40.47	---	50.59	---	60.71
	1 Confidential Assistant IV	26.99	---	33.74	---	40.49
	1 Confidential Assistant II	19.94	---	24.92	---	29.90
	1 Infrastructure Engineer III	51.28	53.84	56.53	59.36	62.33
	1 Technology Specialist III	37.46	39.33	41.30	43.37	45.54
	1 Accountant II	33.79	35.48	37.25	39.11	41.07
	2 Supv Legal Clerk II	28.53	29.96	31.46	33.03	34.68
	4 Legal Clerk IV	23.61	24.79	26.03	27.33	28.70
	1 Account Clerk III	22.56	23.69	24.87	26.11	27.42
	19 Legal Clerk III	21.63	22.71	23.85	25.04	26.29
		34 * BUDGET UNIT TOTAL *				
		50 ** DEPARTMENT TOTAL **				
<b>COMMUNITY SERVICES AGENCY</b>						
<b>SERVICE &amp; SUPPORT</b>						
	1 Dir of Community Servs Agency	80.43	---	100.54	---	120.65
	4 Asst Director	50.85	---	63.56	---	76.27
	1 Sr. IT Manager	48.24	---	60.30	---	72.36
	12 Manager IV	45.76	---	57.20	---	68.64
	26 Manager III	40.47	---	50.59	---	60.71
	8 Manager II	35.80	---	44.75	---	53.70
	1 Confidential Assistant V	32.15	---	40.19	---	48.23
	2 Confidential Assistant IV	26.99	---	33.74	---	40.49
	11 Confidential Assistant III	22.47	---	28.09	---	33.71
	3 Confidential Assistant II	19.94	---	24.92	---	29.90
	1 Software Administrator III	51.28	53.84	56.53	59.36	62.33
	1 Software Engineer III	51.28	53.84	56.53	59.36	62.33
	1 Infrastructure Engineer III	51.28	53.84	56.53	59.36	62.33
	2 Software Administrator II	44.22	46.43	48.75	51.19	53.75
	6 Software Engineer II	44.22	46.43	48.75	51.19	53.75
	7 Infrastructure Engineer II	44.22	46.43	48.75	51.19	53.75
	1 Sr Application Specialist	43.34	45.51	47.79	50.18	52.69
	3 Special Investigator III	41.24	43.30	45.47	47.74	50.13

**STANISLAUS COUNTY  
DEPARTMENT POSITION ALLOCATION REPORT  
AS OF JULY 13, 2024**

		STEP 1	STEP 2	STEP 3	STEP 4	STEP 5
		MIN	---	MID	---	MAX
		---	---	FLAT	---	---
<b>SERVICE &amp; SUPPORT (Continued)</b>	36 Social Worker Supv II	40.58	42.61	44.74	46.98	49.33
	8 Staff Serv Coordinator	38.09	39.99	41.99	44.09	46.29
	9 Technology Specialist III	37.46	39.33	41.30	43.37	45.54
	10 Special Investigator II	37.39	39.26	41.22	43.28	45.44
	10 Accountant III	37.14	39.00	40.95	43.00	45.15
	148 Social Worker V	36.80	38.64	40.57	42.60	44.73
	62 Family Services Supervisor	33.98	35.68	37.46	39.33	41.30
	7 Accountant II	33.79	35.48	37.25	39.11	41.07
	4 Technology Specialist II	31.79	33.38	35.05	36.80	38.64
	34 Social Worker III	31.37	32.94	34.59	36.32	38.14
	11 Staff Serv Analyst	31.36	32.93	34.58	36.31	38.13
	4 Accounting Supv	30.01	31.51	33.09	34.74	36.48
	1 Buyer	29.08	30.53	32.06	33.66	35.34
	27 Family Services Specialist IV	28.92	30.37	31.89	33.48	35.15
	1 Supv Legal Clerk II	28.53	29.96	31.46	33.03	34.68
	10 Supv Acct Admin Clerk II	28.53	29.96	31.46	33.03	34.68
	23 Social Worker II	27.27	28.63	30.06	31.56	33.14
	13 Fraud Tech	26.29	27.60	28.98	30.43	31.95
	112 Family Services Specialist III	26.29	27.60	28.98	30.43	31.95
	1 Collector	25.21	26.47	27.79	29.18	30.64
	1 Staff Serv Tech	24.84	26.08	27.38	28.75	30.19
	10 Accounting Tech	24.77	26.01	27.31	28.68	30.11
	341 Family Services Specialist II	23.81	25.00	26.25	27.56	28.94
	4 Storekeeper II	23.69	24.87	26.11	27.42	28.79
	7 Legal Clerk IV	23.61	24.79	26.03	27.33	28.70
	22 Account Clerk III	22.56	23.69	24.87	26.11	27.42
	19 Social Services Assistant	21.90	23.00	24.15	25.36	26.63
	30 Admin Clerk III	21.63	22.71	23.85	25.04	26.29
	5 Account Clerk II	19.96	20.96	22.01	23.11	24.27
	2 Interviewer II	19.93	20.93	21.98	23.08	24.23
	106 Admin Clerk II	19.15	20.11	21.12	22.18	23.29
	7 Stock/Delivery Clerk II	18.66	19.59	20.57	21.60	22.68
	1176 * BUDGET UNIT TOTAL *					
<b>COMMUNITY SERVICES AGENCY</b>	1176 ** DEPARTMENT TOTAL **					
<b>COOPERATIVE EXTENSION</b>						
	<b>COOPERATIVE EXTENSION</b>					
	1 Confidential Assistant IV	26.99	---	33.74	---	40.49
	1 Master Gardener	31.36	32.93	34.58	36.31	38.13
	2 Admin Secretary	24.24	25.45	26.72	28.06	29.46
	1 Agricultural Assistant II	21.57	22.65	23.78	24.97	26.22
	1 Admin Clerk II	19.15	20.11	21.12	22.18	23.29
	6 * BUDGET UNIT TOTAL *					
	6 ** DEPARTMENT TOTAL **					
<b>COUNTY COUNSEL</b>						
	<b>COUNTY COUNSEL</b>					
	1 County Counsel	98.34	---	122.93	---	147.52
	1 Asst County Counsel	75.22	---	94.02	---	112.82
	3 Chief Dep County Counsel	65.67	---	82.09	---	98.51
	9 Deputy County Counsel V	61.38	---	76.72	---	92.06
	1 Manager III	40.47	---	50.59	---	60.71
	2 Confidential Paralegal III	27.12	---	33.90	---	40.68
	2 Confidential Assistant IV	26.99	---	33.74	---	40.49
	3 Confidential Assistant III	22.47	---	28.09	---	33.71
	22 * BUDGET UNIT TOTAL *					
	22 ** DEPARTMENT TOTAL **					

**STANISLAUS COUNTY  
DEPARTMENT POSITION ALLOCATION REPORT  
AS OF JULY 13, 2024**

	STEP 1 MIN	STEP 2 ---	STEP 3 MID FLAT	STEP 4 ---	STEP 5 MAX ---
--	---------------	---------------	-----------------------	---------------	----------------------

**DISTRICT ATTORNEY**

**AUTO INSURANCE FRAUD**

1 Criminal Investigator II	42.65	44.78	47.02	49.37	51.84
----------------------------	-------	-------	-------	-------	-------

**1 \* BUDGET UNIT TOTAL \***

**CRIMINAL DIVISION**

1 District Attorney	---	---	120.62	---	---
1 Asst District Attorney	71.62	---	89.53	---	107.44
5 Chief Dep District Attny	62.54	---	78.18	---	93.82
5 Asst Chief Dep District Attny	59.43	---	74.28	---	89.14
1 Chief Criminal Investigator	50.85	---	63.56	---	76.27
1 IT Manager	45.76	---	57.20	---	68.64
1 Manager III	40.47	---	50.59	---	60.71
2 Manager II	35.80	---	44.75	---	53.70
1 Confidential Assistant IV	26.99	---	33.74	---	40.49
2 Confidential Assistant III	22.47	---	28.09	---	33.71
48 Attorney V	69.72	73.21	76.87	80.71	84.75
1 Infrastructure Engineer III	51.28	53.84	56.53	59.36	62.33
3 Lieutenant-District Attorney	44.65	---	55.81	---	66.97
2 Software Engineer II	44.22	46.43	48.75	51.19	53.75
1 Infrastructure Engineer II	44.22	46.43	48.75	51.19	53.75
17 Criminal Investigator II	42.65	44.78	47.02	49.37	51.84
3 Technology Specialist II	31.79	33.38	35.05	36.80	38.64
8 Paralegal III	30.59	32.12	33.73	35.42	37.19
4 Supv Legal Clerk II	28.53	29.96	31.46	33.03	34.68
1 Accounting Tech	24.77	26.01	27.31	28.68	30.11
4 Victim Advocate II	24.30	25.52	26.80	28.14	29.55
18 Legal Clerk IV	23.61	24.79	26.03	27.33	28.70
13 Legal Clerk III	21.63	22.71	23.85	25.04	26.29

**143 \* BUDGET UNIT TOTAL \***

**ELDER ABUSE ADVOC & OUTREACH**

1 Victim Advocate II	24.30	25.52	26.80	28.14	29.55
----------------------	-------	-------	-------	-------	-------

**1 \* BUDGET UNIT TOTAL \***

**REAL ESTATE FRAUD PROSECUTION**

1 Attorney V	69.72	73.21	76.87	80.71	84.75
--------------	-------	-------	-------	-------	-------

1 Criminal Investigator II	42.65	44.78	47.02	49.37	51.84
----------------------------	-------	-------	-------	-------	-------

**2 \* BUDGET UNIT TOTAL \***

**REAL ESTATE FRAUD PROSECUTION**

**UNSERVED/UNDERSERVED VICTIM AD**

2 Victim Advocate II	24.30	25.52	26.80	28.14	29.55
----------------------	-------	-------	-------	-------	-------

**2 \* BUDGET UNIT TOTAL \***

**VICTIM SERVICES PROGRAM**

1 Manager II	35.80	---	44.75	---	53.70
--------------	-------	-----	-------	-----	-------

2 Victim Services Supervisor	33.79	35.48	37.25	39.11	41.07
------------------------------	-------	-------	-------	-------	-------

8 Victim Advocate II	24.30	25.52	26.80	28.14	29.55
----------------------	-------	-------	-------	-------	-------

1 Legal Clerk II	19.82	20.81	21.85	22.94	24.09
------------------	-------	-------	-------	-------	-------

**12 \* BUDGET UNIT TOTAL \***

**VIOLENCE AGAINST WOMEN**

1 Attorney V	69.72	73.21	76.87	80.71	84.75
--------------	-------	-------	-------	-------	-------

1 Victim Advocate II	24.30	25.52	26.80	28.14	29.55
----------------------	-------	-------	-------	-------	-------

**2 \* BUDGET UNIT TOTAL \***

**DISTRICT ATTORNEY**

**163 \*\* DEPARTMENT TOTAL \*\***

**ENVIRONMENTAL RESOURCES**

**CODE ENFORCEMENT**

1 Manager IV	45.76	---	57.20	---	68.64
--------------	-------	-----	-------	-----	-------

8 Zoning Enf Offcr	32.18	33.79	35.48	37.25	39.11
--------------------	-------	-------	-------	-------	-------

1 Admin Secretary	24.24	25.45	26.72	28.06	29.46
-------------------	-------	-------	-------	-------	-------

**10 \* BUDGET UNIT TOTAL \***

**ENVIRONMENTAL RESOURCES**

1 Dir of Envir Resources	72.20	---	90.25	---	108.30
--------------------------	-------	-----	-------	-----	--------

2 Asst Director	50.85	---	63.56	---	76.27
-----------------	-------	-----	-------	-----	-------

1 Supv Milk & Dairy Insp	45.76	---	57.20	---	68.64
--------------------------	-------	-----	-------	-----	-------

**STANISLAUS COUNTY  
DEPARTMENT POSITION ALLOCATION REPORT  
AS OF JULY 13, 2024**

		STEP 1	STEP 2	STEP 3	STEP 4	STEP 5
		MIN	---	MID	---	MAX
		---	---	FLAT	---	---
<b>ENVIRONMENTAL RESOURCES (Continued)</b>	3 Manager IV	45.76	---	57.20	---	68.64
	1 Manager III	40.47	---	50.59	---	60.71
	1 Manager II	35.80	---	44.75	---	53.70
	1 Confidential Assistant IV	26.99	---	33.74	---	40.49
	3 Confidential Assistant III	22.47	---	28.09	---	33.71
	2 Staff Serv Coordinator	38.09	39.99	41.99	44.09	46.29
	1 Sr Resource Management Spec	37.64	39.52	41.50	43.58	45.76
	6 Sr Env Health Spec	37.64	39.52	41.50	43.58	45.76
	4 Sr Hazard Material Spec	37.64	39.52	41.50	43.58	45.76
	12 Env Health Spec III	34.11	35.82	37.61	39.49	41.46
	8 Hazard Material Spec III	34.11	35.82	37.61	39.49	41.46
	1 Milk & Dairy Inspector II	34.11	35.82	37.61	39.49	41.46
	2 Resource Mgt Spec III	34.11	35.82	37.61	39.49	41.46
	2 Accountant II	33.79	35.48	37.25	39.11	41.07
	3 Staff Serv Analyst	31.36	32.93	34.58	36.31	38.13
	1 Supv Acct Admin Clerk I	25.93	27.23	28.59	30.02	31.52
	2 Accounting Tech	24.77	26.01	27.31	28.68	30.11
	3 Admin Secretary	24.24	25.45	26.72	28.06	29.46
	3 Account Clerk III	22.56	23.69	24.87	26.11	27.42
	5 Admin Clerk III	21.63	22.71	23.85	25.04	26.29
	4 Env Tech	20.80	21.84	22.93	24.08	25.28
	2 Env Resources Aide	16.71	17.55	18.43	19.35	20.32
<b>74 * BUDGET UNIT TOTAL *</b>						
<b>FINK ROAD LANDFILL</b>						
	1 Manager III	40.47	---	50.59	---	60.71
	1 Manager I	32.00	---	40.00	---	48.00
	2 Landfill Lead Worker	29.28	30.74	32.28	33.89	35.58
	5 Landfill Equip Oper III	25.96	27.26	28.62	30.05	31.55
	1 Accounting Tech	24.77	26.01	27.31	28.68	30.11
	8 Landfill Equip Oper II	23.59	24.77	26.01	27.31	28.68
	2 Account Clerk III	22.56	23.69	24.87	26.11	27.42
	4 Env Resources Aide	16.71	17.55	18.43	19.35	20.32
<b>24 * BUDGET UNIT TOTAL *</b>						
<b>GROUNDWATER PROGRAM</b>						
	1 Manager IV	45.76	---	57.20	---	68.64
<b>1 * BUDGET UNIT TOTAL *</b>						
<b>109 ** DEPARTMENT TOTAL **</b>						
<b>CHILD SUPPORT SERVICES</b>						
<b>CHILD SUPPORT SERVICES</b>						
	1 Dir of Child Support Services	65.62	---	82.02	---	98.42
	1 Chief Attorney	62.54	---	78.18	---	93.82
	1 Asst Director	50.85	---	63.56	---	76.27
	3 Manager III	40.47	---	50.59	---	60.71
	6 Manager II	35.80	---	44.75	---	53.70
	1 Confidential Assistant IV	26.99	---	33.74	---	40.49
	1 Confidential Assistant III	22.47	---	28.09	---	33.71
	1 Confidential Assistant II	19.94	---	24.92	---	29.90
	5 Attorney V	69.72	73.21	76.87	80.71	84.75
	1 Infrastructure Engineer III	51.28	53.84	56.53	59.36	62.33
	2 Infrastructure Engineer II	44.22	46.43	48.75	51.19	53.75
	1 Accountant II	33.79	35.48	37.25	39.11	41.07
	2 Technology Specialist II	31.79	33.38	35.05	36.80	38.64
	3 Staff Serv Analyst	31.36	32.93	34.58	36.31	38.13
	11 Child Support Supervisor	30.37	31.89	33.48	35.15	36.91
	1 Accounting Supv	30.01	31.51	33.09	34.74	36.48
	1 Supv Legal Clerk II	28.53	29.96	31.46	33.03	34.68
	73 Child Support Specialist II	25.73	27.02	28.37	29.79	31.28
	5 Accounting Tech	24.77	26.01	27.31	28.68	30.11
	6 Legal Clerk IV	23.61	24.79	26.03	27.33	28.70
	7 Account Clerk III	22.56	23.69	24.87	26.11	27.42

**STANISLAUS COUNTY  
DEPARTMENT POSITION ALLOCATION REPORT  
AS OF JULY 13, 2024**

		STEP 1	STEP 2	STEP 3	STEP 4	STEP 5
		MIN	---	MID	---	MAX
		---	---	FLAT	---	---
<b>CHILD SUPPORT SERVICES (Continued)</b>	6 Legal Clerk III	21.63	22.71	23.85	25.04	26.29
	4 Admin Clerk II	19.15	20.11	21.12	22.18	23.29
		<b>143 * BUDGET UNIT TOTAL *</b>				
		<b>143 ** DEPARTMENT TOTAL **</b>				

**GENERAL SERVICES AGENCY**

<b>ADMINISTRATION</b>						
	1 General Serv Agency Director	57.30	---	71.63	---	85.96
	1 Manager IV	45.76	---	57.20	---	68.64
	1 Confidential Assistant IV	26.99	---	33.74	---	40.49
	1 Confidential Assistant III	22.47	---	28.09	---	33.71
	1 Accountant III	37.14	39.00	40.95	43.00	45.15
	1 Accountant II	33.79	35.48	37.25	39.11	41.07
	2 Accounting Tech	24.77	26.01	27.31	28.68	30.11
		<b>8 * BUDGET UNIT TOTAL *</b>				
<b>CAPITAL FACILITIES</b>						
	1 Asst Director	50.85	---	63.56	---	76.27
	3 Manager IV	45.76	---	57.20	---	68.64
	2 Manager II	35.80	---	44.75	---	53.70
	1 Staff Serv Coordinator	38.09	39.99	41.99	44.09	46.29
	1 Building Serv Supv	34.24	35.95	37.75	39.64	41.62
	2 Staff Serv Tech	24.84	26.08	27.38	28.75	30.19
		<b>10 * BUDGET UNIT TOTAL *</b>				
<b>CENTRAL SERVICES DIVISION</b>						
	1 Manager IV	45.76	---	57.20	---	68.64
	1 Manager III	40.47	---	50.59	---	60.71
	2 Staff Serv Coordinator	38.09	39.99	41.99	44.09	46.29
	4 Sr Buyer	31.28	32.84	34.48	36.20	38.01
	2 Storekeeper II	23.69	24.87	26.11	27.42	28.79
	1 Account Clerk III	22.56	23.69	24.87	26.11	27.42
	3 Stock/Delivery Clerk II	18.66	19.59	20.57	21.60	22.68
		<b>14 * BUDGET UNIT TOTAL *</b>				
<b>FACILITIES MAINTENANCE</b>						
	1 Manager III	40.47	---	50.59	---	60.71
	2 Building Serv Supv	34.24	35.95	37.75	39.64	41.62
	5 Maintenance Engineer III	29.11	30.57	32.10	33.71	35.40
	19 Maintenance Engineer II	26.37	27.69	29.07	30.52	32.05
	1 Storekeeper II	23.69	24.87	26.11	27.42	28.79
	1 Sr Custodian	18.91	19.86	20.85	21.89	22.98
	10 Housekeeper/Custodian	18.11	19.02	19.97	20.97	22.02
		<b>39 * BUDGET UNIT TOTAL *</b>				
<b>FLEET SERVICES DIVISION</b>						
	1 Manager III	40.47	---	50.59	---	60.71
	1 Staff Serv Analyst	31.36	32.93	34.58	36.31	38.13
	1 Lead Equip Mechanic	29.98	31.48	33.05	34.70	36.44
	7 Equipment Mechanic	27.25	28.61	30.04	31.54	33.12
	1 Storekeeper II	23.69	24.87	26.11	27.42	28.79
	1 Equipment Serv Tech	22.43	23.55	24.73	25.97	27.27
	1 Admin Clerk III	21.63	22.71	23.85	25.04	26.29
		<b>13 * BUDGET UNIT TOTAL *</b>				
<b>TENTH STREET PLACE</b>						
	1 Manager III	40.47	---	50.59	---	60.71
	2 Maintenance Engineer II	26.37	27.69	29.07	30.52	32.05
	1 Admin Clerk III	21.63	22.71	23.85	25.04	26.29
		<b>4 * BUDGET UNIT TOTAL *</b>				
		<b>88 ** DEPARTMENT TOTAL **</b>				

**HEALTH SERVICES AGENCY**

<b>ADMINISTRATION</b>						
	1 Managing Dir Of Hlth Serv Ag	80.43	---	100.54	---	120.65
	1 Assoc Director	57.30	---	71.63	---	85.96

**STANISLAUS COUNTY**  
**DEPARTMENT POSITION ALLOCATION REPORT**  
**AS OF JULY 13, 2024**

		STEP 1	STEP 2	STEP 3	STEP 4	STEP 5
		MIN	---	MID	---	MAX
		---	---	FLAT	---	---
<b>ADMINISTRATION (Continued)</b>						
	1 IT Manager	45.76	---	57.20	---	68.64
	2 Manager IV	45.76	---	57.20	---	68.64
	4 Manager III	40.47	---	50.59	---	60.71
	2 Manager II	35.80	---	44.75	---	53.70
	1 Confidential Assistant V	32.15	---	40.19	---	48.23
	1 Confidential Assistant IV	26.99	---	33.74	---	40.49
	9 Confidential Assistant III	22.47	---	28.09	---	33.71
	1 Software Administrator III	51.28	53.84	56.53	59.36	62.33
	1 Infrastructure Engineer III	51.28	53.84	56.53	59.36	62.33
	1 Software Administrator II	44.22	46.43	48.75	51.19	53.75
	2 Software Engineer II	44.22	46.43	48.75	51.19	53.75
	4 Infrastructure Engineer II	44.22	46.43	48.75	51.19	53.75
	1 IT Business Analyst	40.64	42.67	44.80	47.04	49.39
	2 Technology Specialist III	37.46	39.33	41.30	43.37	45.54
	5 Accountant III	37.14	39.00	40.95	43.00	45.15
	3 Accountant II	33.79	35.48	37.25	39.11	41.07
	4 Technology Specialist II	31.79	33.38	35.05	36.80	38.64
	2 Staff Serv Analyst	31.36	32.93	34.58	36.31	38.13
	1 Supv Acct Admin Clerk II	28.53	29.96	31.46	33.03	34.68
	1 Accountant I	26.42	27.74	29.13	30.59	32.12
	1 HSA Facilities Supervisor	24.42	25.64	26.92	28.27	29.68
	4 Medical Biller II	23.81	25.00	26.25	27.56	28.94
	2 Storekeeper II	23.69	24.87	26.11	27.42	28.79
	6 Account Clerk III	22.56	23.69	24.87	26.11	27.42
	1 Admin Clerk III	21.63	22.71	23.85	25.04	26.29
	2 Account Clerk II	19.96	20.96	22.01	23.11	24.27
	2 Stock/Delivery Clerk II	18.66	19.59	20.57	21.60	22.68
	10 Housekeeper/Custodian	18.11	19.02	19.97	20.97	22.02
<b>78 * BUDGET UNIT TOTAL *</b>						
<b>CLINICS &amp; ANCILLARY SERVICES</b>						
	1 Medical Director	98.34	---	122.93	---	147.52
	1 Assoc Director	57.30	---	71.63	---	85.96
	1 Asst Director	50.85	---	63.56	---	76.27
	4 Sr Nurse Mgr	49.33	---	61.66	---	73.99
	1 Chief Phys/Occupational Therap	45.76	---	57.20	---	68.64
	1 Nurse Mgr	44.74	---	55.92	---	67.10
	2 Manager III	40.47	---	50.59	---	60.71
	1 Manager II	35.80	---	44.75	---	53.70
	6 Sr Nurse Practitioner	63.31	66.48	69.80	73.29	76.95
	1 Sr Physician Asst	55.30	58.07	60.97	64.02	67.22
	11 Staff Nurse III	47.59	49.97	52.47	55.09	57.84
	1 Phys/Occupational Therapist II	47.30	49.67	52.15	54.76	57.50
	9 Staff Nurse II	44.73	46.97	49.32	51.79	54.38
	4 MH Clinician II	41.89	43.98	46.18	48.49	50.91
	2 Staff Serv Coordinator	38.09	39.99	41.99	44.09	46.29
	1 Staff Serv Analyst	31.36	32.93	34.58	36.31	38.13
	3 Supv Acct Admin Clerk II	28.53	29.96	31.46	33.03	34.68
	1 Supv Acct Admin Clerk I	25.93	27.23	28.59	30.02	31.52
	5 Staff Serv Tech	24.84	26.08	27.38	28.75	30.19
	1 Physical Therapy Asst/Cert OT	24.30	25.52	26.80	28.14	29.55
	7 Community Health Work III	24.16	25.37	26.64	27.97	29.37
	3 Med Records Clerk	21.90	23.00	24.15	25.36	26.63
	7 Admin Clerk III	21.63	22.71	23.85	25.04	26.29
	49 Medical Assistant	21.10	22.16	23.27	24.43	25.65
	2 Community Health Work II	20.42	21.44	22.51	23.64	24.82
	59 Admin Clerk II	19.15	20.11	21.12	22.18	23.29
	2 Therapist Aid	17.02	17.87	18.76	19.70	20.69
<b>186 * BUDGET UNIT TOTAL *</b>						
<b>PUBLIC HEALTH</b>						
	1 Public Health Officer	98.34	---	122.93	---	147.52
	1 Asst Public Health Officer	80.43	---	100.54	---	120.65



**STANISLAUS COUNTY  
DEPARTMENT POSITION ALLOCATION REPORT  
AS OF JULY 13, 2024**

		STEP 1	STEP 2	STEP 3	STEP 4	STEP 5
		MIN	---	MID	---	MAX
		---	---	FLAT	---	---
<b>PUBLIC HEALTH (Continued)</b>	1 Assoc Director	57.30	---	71.63	---	85.96
	1 Asst Director	50.85	---	63.56	---	76.27
	1 Sr Nurse Mgr	49.33	---	61.66	---	73.99
	1 Chief Phys/Occupational Therap	45.76	---	57.20	---	68.64
	1 Manager IV	45.76	---	57.20	---	68.64
	2 Nurse Mgr	44.74	---	55.92	---	67.10
	5 Manager III	40.47	---	50.59	---	60.71
	2 Manager II	35.80	---	44.75	---	53.70
	2 Confidential Assistant III	22.47	---	28.09	---	33.71
	2 Phys/Occupational TherapistIII	50.78	53.32	55.99	58.79	61.73
	7 Public Health Nurse III	50.52	53.05	55.70	58.49	61.41
	30 Public Health Nurse II	48.12	50.53	53.06	55.71	58.50
	3 Staff Nurse III	47.59	49.97	52.47	55.09	57.84
	8 Phys/Occupational Therapist II	47.30	49.67	52.15	54.76	57.50
	1 Staff Nurse II	44.73	46.97	49.32	51.79	54.38
	1 Software Engineer II	44.22	46.43	48.75	51.19	53.75
	3 Epidemiologist II	42.15	44.26	46.47	48.79	51.23
	1 MH Clinician II	41.89	43.98	46.18	48.49	50.91
	12 Staff Serv Coordinator	38.09	39.99	41.99	44.09	46.29
	3 Social Worker V	36.80	38.64	40.57	42.60	44.73
	1 Sr Med Investigator	34.67	36.40	38.22	40.13	42.14
	7 Pub Hlth Nutritionist II	34.35	36.07	37.87	39.76	41.75
	9 Health Educator	34.15	35.86	37.65	39.53	41.51
	6 Staff Serv Analyst	31.36	32.93	34.58	36.31	38.13
	8 Med Investigator	31.02	32.57	34.20	35.91	37.71
	1 Supv Acct Admin Clerk II	28.53	29.96	31.46	33.03	34.68
	1 Supv Acct Admin Clerk I	25.93	27.23	28.59	30.02	31.52
	8 Staff Serv Tech	24.84	26.08	27.38	28.75	30.19
	9 Community Health Work III	24.16	25.37	26.64	27.97	29.37
	1 Med Records Clerk	21.90	23.00	24.15	25.36	26.63
	16 Admin Clerk III	21.63	22.71	23.85	25.04	26.29
	25 Community Health Work II	20.42	21.44	22.51	23.64	24.82
	13 Admin Clerk II	19.15	20.11	21.12	22.18	23.29
	3 Therapist Aid	17.02	17.87	18.76	19.70	20.69
	<b>197 * BUDGET UNIT TOTAL *</b>					
	<b>461 ** DEPARTMENT TOTAL **</b>					
<b>INFORMATION TECHNOLOGY CENTRAL</b>						
	<b>INFORMATION TECHNOLOGY CENTRAL</b>					
	1 CIO/Director of ITC	65.62	---	82.02	---	98.42
	1 Assoc Director of ITC	57.30	---	71.63	---	85.96
	1 Cyber Security Officer	50.85	---	63.56	---	76.27
	2 Sr. IT Manager	48.24	---	60.30	---	72.36
	5 IT Manager	45.76	---	57.20	---	68.64
	1 Confidential Assistant IV	26.99	---	33.74	---	40.49
	4 Software Administrator III	51.28	53.84	56.53	59.36	62.33
	1 Software Engineer III	51.28	53.84	56.53	59.36	62.33
	4 Infrastructure Engineer III	51.28	53.84	56.53	59.36	62.33
	7 Software Administrator II	44.22	46.43	48.75	51.19	53.75
	2 Software Engineer II	44.22	46.43	48.75	51.19	53.75
	6 Infrastructure Engineer II	44.22	46.43	48.75	51.19	53.75
	4 IT Business Analyst	40.64	42.67	44.80	47.04	49.39
	1 Staff Serv Coordinator	38.09	39.99	41.99	44.09	46.29
	13 Technology Specialist III	37.46	39.33	41.30	43.37	45.54
	2 Technology Specialist II	31.79	33.38	35.05	36.80	38.64
	<b>55 * BUDGET UNIT TOTAL *</b>					
	<b>55 ** DEPARTMENT TOTAL **</b>					
<b>LAW LIBRARY</b>						
	<b>LAW LIBRARY</b>					
	1 Confidential Assistant IV	26.99	---	33.74	---	40.49

**STANISLAUS COUNTY  
DEPARTMENT POSITION ALLOCATION REPORT  
AS OF JULY 13, 2024**

		STEP 1	STEP 2	STEP 3	STEP 4	STEP 5
		MIN	---	MID	---	MAX
		---	---	FLAT	---	---
<b>LAW LIBRARY (Continued)</b>	1 Library Asst II	20.84	21.88	22.97	24.12	25.33
	<b>2 * BUDGET UNIT TOTAL *</b>					
	<b>2 ** DEPARTMENT TOTAL **</b>					

**LIBRARY**

<b>LIBRARY</b>						
	1 County Librarian	57.30	---	71.63	---	85.96
	5 Manager II	35.80	---	44.75	---	53.70
	1 Confidential Assistant IV	26.99	---	33.74	---	40.49
	1 Confidential Assistant III	22.47	---	28.09	---	33.71
	4 Librarian III	35.27	37.03	38.88	40.82	42.86
	1 Clerical Division Supv	34.48	36.20	38.01	39.91	41.91
	1 Accountant II	33.79	35.48	37.25	39.11	41.07
	15 Librarian II	31.10	32.66	34.29	36.00	37.80
	1 Storekeeper II	23.69	24.87	26.11	27.42	28.79
	1 Account Clerk III	22.56	23.69	24.87	26.11	27.42
	1 Admin Clerk III	21.63	22.71	23.85	25.04	26.29
	42 Library Asst II	20.84	21.88	22.97	24.12	25.33
	<b>74 * BUDGET UNIT TOTAL *</b>					
	<b>74 ** DEPARTMENT TOTAL **</b>					

**LOCAL AGENCY FORMATION COMM**

<b>LOCAL AGENCY FORMATION COMM</b>						
	1 Executive Officer- LAFCO	50.85	---	63.56	---	76.27
	1 Manager III	40.47	---	50.59	---	60.71
	1 Confidential Assistant IV	26.99	---	33.74	---	40.49
	<b>3 * BUDGET UNIT TOTAL *</b>					
	<b>3 ** DEPARTMENT TOTAL **</b>					

**PARKS & RECREATION**

<b>PARKS &amp; RECREATION</b>						
	1 Dir of Parks and Rec	57.30	---	71.63	---	85.96
	1 Manager IV	45.76	---	57.20	---	68.64
	2 Manager III	40.47	---	50.59	---	60.71
	1 Manager II	35.80	---	44.75	---	53.70
	1 Confidential Assistant IV	26.99	---	33.74	---	40.49
	2 Staff Serv Coordinator	38.09	39.99	41.99	44.09	46.29
	1 Accountant II	33.79	35.48	37.25	39.11	41.07
	3 Park Supv	28.59	30.02	31.52	33.10	34.76
	11 Park Mntc Worker III	25.38	26.65	27.98	29.38	30.85
	1 Staff Serv Tech	24.84	26.08	27.38	28.75	30.19
	1 Accounting Tech	24.77	26.01	27.31	28.68	30.11
	17 Park Mntc Worker II	23.59	24.77	26.01	27.31	28.68
	1 Admin Clerk III	21.63	22.71	23.85	25.04	26.29
	2 Account Clerk II	19.96	20.96	22.01	23.11	24.27
	15 Park Aide	16.71	17.55	18.43	19.35	20.32
	<b>60 * BUDGET UNIT TOTAL *</b>					
	<b>60 ** DEPARTMENT TOTAL **</b>					

**PLANNING & COMMUNITY DEV**

<b>BUILDING PERMITS</b>						
	1 Manager IV	45.76	---	57.20	---	68.64
	1 Supv Building Inspector	40.47	---	50.59	---	60.71
	2 Building Inspector III	40.59	42.62	44.75	46.99	49.34
	3 Plan Check Engineer	40.59	42.62	44.75	46.99	49.34
	1 Staff Serv Coordinator	38.09	39.99	41.99	44.09	46.29
	5 Building Inspector II	36.93	38.78	40.72	42.76	44.90
	1 Staff Serv Analyst	31.36	32.93	34.58	36.31	38.13
	1 Staff Serv Tech	24.84	26.08	27.38	28.75	30.19
	1 Account Clerk III	22.56	23.69	24.87	26.11	27.42

**STANISLAUS COUNTY  
DEPARTMENT POSITION ALLOCATION REPORT  
AS OF JULY 13, 2024**

		STEP 1	STEP 2	STEP 3	STEP 4	STEP 5
		MIN	---	MID	---	MAX
		---	---	FLAT	---	---
<b>BUILDING PERMITS (Continued)</b>	2 Admin Clerk III	21.63	22.71	23.85	25.04	26.29
	1 Admin Clerk II	19.15	20.11	21.12	22.18	23.29
<b>19 * BUDGET UNIT TOTAL *</b>						
<b>PLANNING</b>						
	1 Dir of Plan & Comm Devel	72.20	---	90.25	---	108.30
	3 Manager IV	45.76	---	57.20	---	68.64
	3 Manager III	40.47	---	50.59	---	60.71
	2 Confidential Assistant IV	26.99	---	33.74	---	40.49
	1 Staff Serv Coordinator	38.09	39.99	41.99	44.09	46.29
	6 Assoc Planner	37.27	39.13	41.09	43.14	45.30
	1 Accountant III	37.14	39.00	40.95	43.00	45.15
	1 Accountant II	33.79	35.48	37.25	39.11	41.07
	3 Staff Serv Tech	24.84	26.08	27.38	28.75	30.19
	1 Admin Clerk III	21.63	22.71	23.85	25.04	26.29
	1 Admin Clerk II	19.15	20.11	21.12	22.18	23.29
<b>23 * BUDGET UNIT TOTAL *</b>						
<b>42 ** DEPARTMENT TOTAL **</b>						
<b>PROBATION</b>						
<b>ADMINISTRATION</b>						
	1 Chief Probation Offcr	72.20	---	90.25	---	108.30
	1 Asst Chief Probation Officer	63.02	---	78.78	---	94.54
	1 IT Manager	45.76	---	57.20	---	68.64
	2 Manager III	40.47	---	50.59	---	60.71
	1 Manager II	35.80	---	44.75	---	53.70
	1 Confidential Assistant IV	26.99	---	33.74	---	40.49
	4 Confidential Assistant III	22.47	---	28.09	---	33.71
	1 Software Engineer II	44.22	46.43	48.75	51.19	53.75
	2 Infrastructure Engineer II	44.22	46.43	48.75	51.19	53.75
	1 Supv Prob Offcr	40.61	42.64	44.77	47.01	49.36
	1 Staff Serv Coordinator	38.09	39.99	41.99	44.09	46.29
	2 Technology Specialist III	37.46	39.33	41.30	43.37	45.54
	1 Accountant III	37.14	39.00	40.95	43.00	45.15
	1 Accountant I	26.42	27.74	29.13	30.59	32.12
	1 Accounting Tech	24.77	26.01	27.31	28.68	30.11
	1 Account Clerk II	19.96	20.96	22.01	23.11	24.27
<b>22 * BUDGET UNIT TOTAL *</b>						
<b>COMMUNITY CORRECTIONS PARTNER</b>						
	1 Manager IV - Safety	45.76	---	57.20	---	68.64
	3 Supv Prob Offcr	40.61	42.64	44.77	47.01	49.36
	3 Deputy Prob Offcr III	35.75	37.54	39.42	41.39	43.46
	2 Crime Analyst	32.97	34.62	36.35	38.17	40.08
	21 Deputy Prob Offcr II	32.02	33.62	35.30	37.07	38.92
	3 Legal Clerk III	21.63	22.71	23.85	25.04	26.29
<b>33 * BUDGET UNIT TOTAL *</b>						
<b>CORR PERF INCENTIVE FUND</b>						
	1 Confidential Assistant III	22.47	---	28.09	---	33.71
	1 Software Administrator III	51.28	53.84	56.53	59.36	62.33
	1 Infrastructure Engineer III	51.28	53.84	56.53	59.36	62.33
	1 Staff Serv Coordinator	38.09	39.99	41.99	44.09	46.29
	1 Deputy Prob Offcr III	35.75	37.54	39.42	41.39	43.46
	1 Staff Serv Tech	24.84	26.08	27.38	28.75	30.19
<b>6 * BUDGET UNIT TOTAL *</b>						
<b>FIELD SERVICES</b>						
	2 Manager IV - Safety	45.76	---	57.20	---	68.64
	1 Manager II	35.80	---	44.75	---	53.70
	11 Supv Prob Offcr	40.61	42.64	44.77	47.01	49.36
	12 Deputy Prob Offcr III	35.75	37.54	39.42	41.39	43.46
	55 Deputy Prob Offcr II	32.02	33.62	35.30	37.07	38.92
	3 Supv Legal Clerk II	28.53	29.96	31.46	33.03	34.68
	3 Legal Clerk IV	23.61	24.79	26.03	27.33	28.70

**STANISLAUS COUNTY**  
**DEPARTMENT POSITION ALLOCATION REPORT**  
**AS OF JULY 13, 2024**

		STEP 1	STEP 2	STEP 3	STEP 4	STEP 5
		MIN	---	MID	---	MAX
		---	---	FLAT	---	---
<b>FIELD SERVICES (Continued)</b>	10 Probation Technician	22.27	23.38	24.55	25.78	27.07
	19 Legal Clerk III	21.63	22.71	23.85	25.04	26.29
<b>116 * BUDGET UNIT TOTAL *</b>						
<b>INSTITUTIONAL SERVICES</b>						
	1 Manager IV - Safety	45.76	---	57.20	---	68.64
	1 Manager II - Safety	35.80	---	44.75	---	53.70
	1 Confidential Assistant III	22.47	---	28.09	---	33.71
	5 Supv Probation Correction Ofcr	37.86	39.75	41.74	43.83	46.02
	15 Probation Corrections Offc III	32.28	33.89	35.58	37.36	39.23
	20 Probation Corrections Offc II	28.34	29.76	31.25	32.81	34.45
	1 Storekeeper II	23.69	24.87	26.11	27.42	28.79
	1 Legal Clerk III	21.63	22.71	23.85	25.04	26.29
<b>45 * BUDGET UNIT TOTAL *</b>						
<b>JJCPA</b>						
	1 Manager IV - Safety	45.76	---	57.20	---	68.64
	2 Supv Prob Ofcr	40.61	42.64	44.77	47.01	49.36
	1 Supv Probation Correction Ofcr	37.86	39.75	41.74	43.83	46.02
	1 Deputy Prob Ofcr III	35.75	37.54	39.42	41.39	43.46
	1 Probation Corrections Offc III	32.28	33.89	35.58	37.36	39.23
	7 Deputy Prob Ofcr II	32.02	33.62	35.30	37.07	38.92
	1 Probation Corrections Offc II	28.34	29.76	31.25	32.81	34.45
	1 Legal Clerk III	21.63	22.71	23.85	25.04	26.29
<b>15 * BUDGET UNIT TOTAL *</b>						
<b>JUVENILE COMMITMENT FACILITY</b>						
	1 Manager II - Safety	35.80	---	44.75	---	53.70
	4 Supv Probation Correction Ofcr	37.86	39.75	41.74	43.83	46.02
	5 Probation Corrections Offc III	32.28	33.89	35.58	37.36	39.23
	7 Probation Corrections Offc II	28.34	29.76	31.25	32.81	34.45
	1 Supv Custodial Cook	24.06	25.26	26.52	27.85	29.24
	5 Custodial Cook	21.89	22.98	24.13	25.34	26.61
	1 Legal Clerk III	21.63	22.71	23.85	25.04	26.29
<b>24 * BUDGET UNIT TOTAL *</b>						
<b>YOBG</b>						
	1 Supv Probation Correction Ofcr	37.86	39.75	41.74	43.83	46.02
	1 Crime Analyst	32.97	34.62	36.35	38.17	40.08
	2 Probation Corrections Offc III	32.28	33.89	35.58	37.36	39.23
	1 Deputy Prob Ofcr II	32.02	33.62	35.30	37.07	38.92
	10 Probation Corrections Offc II	28.34	29.76	31.25	32.81	34.45
	1 Custodial Cook	21.89	22.98	24.13	25.34	26.61
<b>16 * BUDGET UNIT TOTAL *</b>						
<b>277 ** DEPARTMENT TOTAL **</b>						
<b>PUBLIC DEFENDER</b>						
<b>INDIGENT DEFENSE</b>						
	1 Chief Dep Public Defender	62.54	---	78.18	---	93.82
	1 Manager II	35.80	---	44.75	---	53.70
	4 Attorney V	69.72	73.21	76.87	80.71	84.75
	1 Special Investigator III	41.24	43.30	45.47	47.74	50.13
	1 Caseworker II	31.37	32.94	34.59	36.32	38.14
	1 Accounting Tech	24.77	26.01	27.31	28.68	30.11
	1 Legal Clerk IV	23.61	24.79	26.03	27.33	28.70
	1 Legal Clerk III	21.63	22.71	23.85	25.04	26.29
<b>11 * BUDGET UNIT TOTAL *</b>						
<b>PUBLIC DEFENDER</b>						
	1 Public Defender	80.43	---	100.54	---	120.65
	3 Chief Dep Public Defender	62.54	---	78.18	---	93.82
	3 Asst Chief Dep Public Defender	59.43	---	74.28	---	89.14
	2 Manager II	35.80	---	44.75	---	53.70
	1 Confidential Assistant IV	26.99	---	33.74	---	40.49
	27 Attorney V	69.72	73.21	76.87	80.71	84.75
	1 Special Investigator III	41.24	43.30	45.47	47.74	50.13

**STANISLAUS COUNTY  
DEPARTMENT POSITION ALLOCATION REPORT  
AS OF JULY 13, 2024**

		STEP 1	STEP 2	STEP 3	STEP 4	STEP 5
		MIN	---	MID	---	MAX
		---	---	FLAT	---	---
<b>PUBLIC DEFENDER (Continued)</b>	5 Special Investigator II	37.39	39.26	41.22	43.28	45.44
	2 Social Worker IV	35.04	36.79	38.63	40.56	42.59
	7 Caseworker II	31.37	32.94	34.59	36.32	38.14
	2 Staff Serv Analyst	31.36	32.93	34.58	36.31	38.13
	3 Paralegal III	30.59	32.12	33.73	35.42	37.19
	1 Supv Legal Clerk II	28.53	29.96	31.46	33.03	34.68
	1 Paralegal II	28.43	29.85	31.34	32.91	34.56
	5 Legal Clerk IV	23.61	24.79	26.03	27.33	28.70
	4 Legal Clerk III	21.63	22.71	23.85	25.04	26.29
	3 Admin Clerk II	19.15	20.11	21.12	22.18	23.29
<b>71 * BUDGET UNIT TOTAL *</b>						
<b>82 ** DEPARTMENT TOTAL **</b>						
<b>PUBLIC WORKS</b>						
<b>ADMINISTRATION</b>						
	1 Dir of Public Works	80.43	---	100.54	---	120.65
	1 Sr Civil Engineer	50.85	---	63.56	---	76.27
	1 Manager IV	45.76	---	57.20	---	68.64
	1 Manager III	40.47	---	50.59	---	60.71
	1 Manager II	35.80	---	44.75	---	53.70
	1 Confidential Assistant IV	26.99	---	33.74	---	40.49
	2 Confidential Assistant III	22.47	---	28.09	---	33.71
	1 Engineer III	46.03	48.33	50.75	53.29	55.95
	2 Accountant III	37.14	39.00	40.95	43.00	45.15
	2 Accountant II	33.79	35.48	37.25	39.11	41.07
	1 Staff Serv Analyst	31.36	32.93	34.58	36.31	38.13
	1 Accounting Tech	24.77	26.01	27.31	28.68	30.11
	2 Admin Clerk III	21.63	22.71	23.85	25.04	26.29
<b>17 * BUDGET UNIT TOTAL *</b>						
<b>MORGAN SHOP</b>						
	1 Manager III	40.47	---	50.59	---	60.71
	1 Heavy Equipment Mechanic III	32.02	33.62	35.30	37.07	38.92
	1 Staff Serv Analyst	31.36	32.93	34.58	36.31	38.13
	5 Heavy Equipment Mechanic II	29.66	31.14	32.70	34.34	36.06
	1 Equipment Mechanic	27.25	28.61	30.04	31.54	33.12
	1 Storekeeper II	23.69	24.87	26.11	27.42	28.79
<b>10 * BUDGET UNIT TOTAL *</b>						
<b>ROAD &amp; BRIDGE</b>						
	2 Deputy Dir Public Works	57.30	---	71.63	---	85.96
	1 Surveyor	50.85	---	63.56	---	76.27
	1 Asst Director	50.85	---	63.56	---	76.27
	3 Sr Civil Engineer	50.85	---	63.56	---	76.27
	1 Manager III	40.47	---	50.59	---	60.71
	1 Manager II	35.80	---	44.75	---	53.70
	4 Civil Engineer	52.00	54.60	57.33	60.20	63.21
	1 Assoc County Surveyor	49.09	51.54	54.12	56.83	59.67
	9 Engineer III	46.03	48.33	50.75	53.29	55.95
	1 Transportation Project Coord	44.10	46.31	48.63	51.06	53.61
	1 Asst County Surveyor	41.84	43.93	46.13	48.44	50.86
	1 Staff Serv Coordinator	38.09	39.99	41.99	44.09	46.29
	1 Accountant III	37.14	39.00	40.95	43.00	45.15
	7 Sr Engineering/Surveying Tech	36.51	38.34	40.26	42.27	44.38
	4 Road Supv	33.94	35.64	37.42	39.29	41.25
	2 Staff Serv Analyst	31.36	32.93	34.58	36.31	38.13
	2 Engineering/Surveying Tech	31.18	32.74	34.38	36.10	37.91
	9 Sr Road Mntc Worker	30.47	31.99	33.59	35.27	37.03
	50 Road Mntc Worker III	27.04	28.39	29.81	31.30	32.87
	1 Staff Serv Tech	24.84	26.08	27.38	28.75	30.19
	1 Admin Secretary	24.24	25.45	26.72	28.06	29.46
	1 Account Clerk III	22.56	23.69	24.87	26.11	27.42
<b>104 * BUDGET UNIT TOTAL *</b>						
<b>131 ** DEPARTMENT TOTAL **</b>						

**STANISLAUS COUNTY  
DEPARTMENT POSITION ALLOCATION REPORT  
AS OF JULY 13, 2024**

	STEP 1	STEP 2	STEP 3	STEP 4	STEP 5
	MIN	---	MID	---	MAX
	---	---	FLAT	---	---

<b>RETIREMENT</b>					
<b>RETIREMENT</b>					
1 Executive Director	84.36	---	105.45	---	126.54
1 Retirement Invstmnt Off. III	50.85	---	63.56	---	76.27
1 Retirement Fiscal Manager	45.76	---	57.20	---	68.64
1 Retirement Services Manager	45.76	---	57.20	---	68.64
1 Manager II	35.80	---	44.75	---	53.70
1 Confidential Assistant V	32.15	---	40.19	---	48.23
5 Confidential Assistant IV	26.99	---	33.74	---	40.49
3 Confidential Assistant III	22.47	---	28.09	---	33.71
1 Attorney V	69.72	73.21	76.87	80.71	84.75
1 Software Administrator II	44.22	46.43	48.75	51.19	53.75
<b>16 * BUDGET UNIT TOTAL *</b>					
<b>16 ** DEPARTMENT TOTAL **</b>					

<b>SHERIFF</b>					
<b>ADMINISTRATION</b>					
1 Sheriff	---	---	120.62	---	---
1 Undersheriff	72.18	---	90.23	---	108.28
1 Captain	63.02	---	78.78	---	94.54
1 Asst Director	50.85	---	63.56	---	76.27
1 Sr. IT Manager	48.24	---	60.30	---	72.36
2 Manager III	40.47	---	50.59	---	60.71
4 Manager II	35.80	---	44.75	---	53.70
1 Confidential Assistant V	32.15	---	40.19	---	48.23
1 Confidential Assistant IV	26.99	---	33.74	---	40.49
5 Confidential Assistant III	22.47	---	28.09	---	33.71
3 Confidential Assistant II	19.94	---	24.92	---	29.90
1 Software Engineer III	51.28	53.84	56.53	59.36	62.33
1 Infrastructure Engineer III	51.28	53.84	56.53	59.36	62.33
2 Lieutenant-Sheriff	49.11	---	61.39	---	73.67
2 Sergeant	47.40	49.77	52.26	54.87	57.61
1 Software Administrator II	44.22	46.43	48.75	51.19	53.75
2 Software Engineer II	44.22	46.43	48.75	51.19	53.75
3 Infrastructure Engineer II	44.22	46.43	48.75	51.19	53.75
4 Deputy Sheriff II	41.05	43.10	45.26	47.52	49.90
1 Sergeant-Custodial	40.52	42.55	44.68	46.91	49.26
1 Staff Serv Coordinator	38.09	39.99	41.99	44.09	46.29
1 Technology Specialist III	37.46	39.33	41.30	43.37	45.54
4 Accountant III	37.14	39.00	40.95	43.00	45.15
1 Accountant II	33.79	35.48	37.25	39.11	41.07
3 Technology Specialist II	31.79	33.38	35.05	36.80	38.64
2 Staff Serv Analyst	31.36	32.93	34.58	36.31	38.13
5 Supv Legal Clerk II	28.53	29.96	31.46	33.03	34.68
3 Accounting Tech	24.77	26.01	27.31	28.68	30.11
1 Storekeeper II	23.69	24.87	26.11	27.42	28.79
5 Legal Clerk IV	23.61	24.79	26.03	27.33	28.70
4 Account Clerk III	22.56	23.69	24.87	26.11	27.42
25 Legal Clerk III	21.63	22.71	23.85	25.04	26.29
2 Admin Clerk II	19.15	20.11	21.12	22.18	23.29
1 Stock/Delivery Clerk II	18.66	19.59	20.57	21.60	22.68
<b>96 * BUDGET UNIT TOTAL *</b>					

<b>CAL-MMET PROGRAM</b>					
1 Sergeant	47.40	49.77	52.26	54.87	57.61
2 Deputy Sheriff II	41.05	43.10	45.26	47.52	49.90
1 Legal Clerk III	21.63	22.71	23.85	25.04	26.29
<b>4 * BUDGET UNIT TOTAL *</b>					

<b>CAL ID PROGRAM</b>					
2 Technology Specialist II	31.79	33.38	35.05	36.80	38.64
<b>2 * BUDGET UNIT TOTAL *</b>					

**STANISLAUS COUNTY  
DEPARTMENT POSITION ALLOCATION REPORT  
AS OF JULY 13, 2024**

	STEP 1	STEP 2	STEP 3	STEP 4	STEP 5
	MIN	---	MID	---	MAX
	---	---	FLAT	---	---
<b>CONTRACT CITIES</b>					
3 Lieutenant-Sheriff	49.11	---	61.39	---	73.67
8 Sergeant	47.40	49.77	52.26	54.87	57.61
53 Deputy Sheriff II	41.05	43.10	45.26	47.52	49.90
2 Supv Legal Clerk II	28.53	29.96	31.46	33.03	34.68
3 Community Serv Offcr	23.85	25.04	26.29	27.60	28.98
6 Legal Clerk III	21.63	22.71	23.85	25.04	26.29
<b>75 * BUDGET UNIT TOTAL *</b>					
<b>COUNTY FIRE SERVICE FUND</b>					
1 Deputy Fire Warden/Dep Dir OES	45.76	---	57.20	---	68.64
1 Manager III - Safety	40.47	---	50.59	---	60.71
1 Infrastructure Engineer III	51.28	53.84	56.53	59.36	62.33
1 Staff Serv Coordinator	38.09	39.99	41.99	44.09	46.29
1 Fire Prevention Specialist III	33.50	35.18	36.94	38.79	40.73
4 Fire Prevention Specialist II	30.45	31.97	33.57	35.25	37.01
1 Admin Clerk III	21.63	22.71	23.85	25.04	26.29
1 Admin Clerk II	19.15	20.11	21.12	22.18	23.29
<b>11 * BUDGET UNIT TOTAL *</b>					
<b>COURT SECURITY</b>					
1 Lieutenant-Sheriff	49.11	---	61.39	---	73.67
2 Sergeant	47.40	49.77	52.26	54.87	57.61
16 Deputy Sheriff II	41.05	43.10	45.26	47.52	49.90
14 Deputy Sheriff-Custodial	33.71	35.40	37.17	39.03	40.98
6 Community Serv Offcr	23.85	25.04	26.29	27.60	28.98
<b>39 * BUDGET UNIT TOTAL *</b>					
<b>DETENTION</b>					
2 Captain	63.02	---	78.78	---	94.54
1 Manager II	35.80	---	44.75	---	53.70
6 Custodial Lieutenant	44.02	---	55.02	---	66.02
35 Sergeant-Custodial	40.52	42.55	44.68	46.91	49.26
280 Deputy Sheriff-Custodial	33.71	35.40	37.17	39.03	40.98
4 Supv Legal Clerk II	28.53	29.96	31.46	33.03	34.68
1 Staff Serv Tech	24.84	26.08	27.38	28.75	30.19
1 Admin Secretary	24.24	25.45	26.72	28.06	29.46
1 Supv Custodial Cook	24.06	25.26	26.52	27.85	29.24
7 Community Serv Offcr	23.85	25.04	26.29	27.60	28.98
4 Legal Clerk IV	23.61	24.79	26.03	27.33	28.70
8 Custodial Cook	21.89	22.98	24.13	25.34	26.61
21 Legal Clerk III	21.63	22.71	23.85	25.04	26.29
2 Account Clerk II	19.96	20.96	22.01	23.11	24.27
5 Stock/Delivery Clerk II	18.66	19.59	20.57	21.60	22.68
6 Asst Cook II	18.35	19.27	20.23	21.24	22.30
<b>384 * BUDGET UNIT TOTAL *</b>					
<b>EMERGENCY MEDICAL SERVICES</b>					
1 Manager IV	45.76	---	57.20	---	68.64
1 EMS Coordinator II	48.76	51.20	53.76	56.45	59.27
1 EMS Coordinator I	41.24	43.30	45.47	47.74	50.13
1 Staff Serv Analyst	31.36	32.93	34.58	36.31	38.13
1 Staff Serv Tech	24.84	26.08	27.38	28.75	30.19
1 Admin Clerk III	21.63	22.71	23.85	25.04	26.29
<b>6 * BUDGET UNIT TOTAL *</b>					
<b>JAIL COMMISSARY/INMATE WELFARE</b>					
1 Sheriff's Support Serv. Supv.	26.42	27.74	29.13	30.59	32.12
1 Chaplain	25.88	27.17	28.53	29.96	31.46
1 Community Serv Offcr	23.85	25.04	26.29	27.60	28.98
1 Storekeeper II	23.69	24.87	26.11	27.42	28.79
1 Account Clerk III	22.56	23.69	24.87	26.11	27.42
1 Stock/Delivery Clerk II	18.66	19.59	20.57	21.60	22.68
<b>6 * BUDGET UNIT TOTAL *</b>					
<b>OES/FIRE WARDEN</b>					
1 Fire Warden/Asst Dir-OES	63.02	---	78.78	---	94.54

**STANISLAUS COUNTY  
DEPARTMENT POSITION ALLOCATION REPORT  
AS OF JULY 13, 2024**

		STEP 1	STEP 2	STEP 3	STEP 4	STEP 5
		MIN	---	MID	---	MAX
		---	---	FLAT	---	---
<b>OES/FIRE WARDEN (Continued)</b>	1 Deputy Fire Warden/Dep Dir OES	45.76	---	57.20	---	68.64
	1 Manager III	40.47	---	50.59	---	60.71
	1 Confidential Assistant IV	26.99	---	33.74	---	40.49
	3 Staff Serv Coordinator	38.09	39.99	41.99	44.09	46.29
	1 Staff Serv Analyst	31.36	32.93	34.58	36.31	38.13
	<b>8 * BUDGET UNIT TOTAL *</b>					

<b>OPERATIONS</b>						
	2 Forensic Pathologist	156.98	---	196.23	---	235.48
	1 Captain	63.02	---	78.78	---	94.54
	1 Manager II	35.80	---	44.75	---	53.70
	8 Lieutenant-Sheriff	49.11	---	61.39	---	73.67
	22 Sergeant	47.40	49.77	52.26	54.87	57.61
	1 Data Scientist	42.16	44.27	46.48	48.80	51.24
	133 Deputy Sheriff II	41.05	43.10	45.26	47.52	49.90
	3 Forensic Computer Examiner	37.46	39.33	41.30	43.37	45.54
	11 Crime Analyst	32.97	34.62	36.35	38.17	40.08
	6 Deputy Coroner	32.72	34.36	36.08	37.88	39.77
	1 Supv Public Administrator	32.18	33.79	35.48	37.25	39.11
	2 Supv Legal Clerk II	28.53	29.96	31.46	33.03	34.68
	6 Crime Analyst Tech	25.88	27.17	28.53	29.96	31.46
	2 Staff Serv Tech	24.84	26.08	27.38	28.75	30.19
	1 Admin Secretary	24.24	25.45	26.72	28.06	29.46
	13 Community Serv Offcr	23.85	25.04	26.29	27.60	28.98
	1 Legal Clerk IV	23.61	24.79	26.03	27.33	28.70
	1 Equipment Serv Tech	22.43	23.55	24.73	25.97	27.27
	1 Forensic Autopsy Technician	21.90	23.00	24.15	25.36	26.63
	3 Legal Clerk III	21.63	22.71	23.85	25.04	26.29
	2 Admin Clerk III	21.63	22.71	23.85	25.04	26.29
	<b>221 * BUDGET UNIT TOTAL *</b>					

<b>VEHICLE THEFT</b>						
	1 Deputy Sheriff II	41.05	43.10	45.26	47.52	49.90
	<b>1 * BUDGET UNIT TOTAL *</b>					
	<b>853 ** DEPARTMENT TOTAL **</b>					

<b>STANISLAUS REGIONAL 911</b>						
<b>STANISLAUS REGIONAL 911</b>						
	1 Dir of Emergency Dispatch	57.30	---	71.63	---	85.96
	1 Manager IV	45.76	---	57.20	---	68.64
	3 Manager III	40.47	---	50.59	---	60.71
	1 Manager I	32.00	---	40.00	---	48.00
	1 Confidential Assistant IV	26.99	---	33.74	---	40.49
	1 Software Administrator II	44.22	46.43	48.75	51.19	53.75
	5 Infrastructure Engineer II	44.22	46.43	48.75	51.19	53.75
	4 Emergency Dispatcher Supv	39.46	41.43	43.50	45.68	47.96
	4 Emergency Dispatcher III	35.84	37.63	39.51	41.49	43.56
	24 Emergency Dispatcher II	33.08	34.73	36.47	38.29	40.20
	13 Emer Call Taker	25.01	26.26	27.57	28.95	30.40
	<b>58 * BUDGET UNIT TOTAL *</b>					
	<b>58 ** DEPARTMENT TOTAL **</b>					

<b>TREASURER-TAX COLLECTOR</b>						
<b>REVENUE RECOVERY</b>						
	1 Manager II	35.80	---	44.75	---	53.70
	1 Accountant II	33.79	35.48	37.25	39.11	41.07
	1 Sr Collector	29.87	31.36	32.93	34.58	36.31
	6 Collector	25.21	26.47	27.79	29.18	30.64
	1 Accounting Tech	24.77	26.01	27.31	28.68	30.11
	8 Account Clerk III	22.56	23.69	24.87	26.11	27.42
	<b>18 * BUDGET UNIT TOTAL *</b>					

<b>TREASURER - ADMIN/TAXES</b>						
	1 Treasurer-Tax Collector	---	---	98.44	---	---



STANISLAUS COUNTY						
DEPARTMENT POSITION ALLOCATION REPORT						
AS OF JULY 13, 2024						
		STEP 1	STEP 2	STEP 3	STEP 4	STEP 5
		MIN	---	MID	---	MAX
		---	---	FLAT	---	---
<b>TREASURER - ADMIN/TAXES (Continued)</b>	1 Asst Treasurer-Tax Collector	50.85	---	63.56	---	76.27
	1 Manager II	35.80	---	44.75	---	53.70
	1 Confidential Assistant IV	26.99	---	33.74	---	40.49
	1 Accountant II	33.79	35.48	37.25	39.11	41.07
	1 Accountant I	26.42	27.74	29.13	30.59	32.12
	1 Accounting Tech	24.77	26.01	27.31	28.68	30.11
	4 Account Clerk III	22.56	23.69	24.87	26.11	27.42
<b>11 * BUDGET UNIT TOTAL *</b>						
<b>TREASURY</b>						
	1 Manager IV	45.76	---	57.20	---	68.64
	1 Accountant II	33.79	35.48	37.25	39.11	41.07
	1 Accounting Tech	24.77	26.01	27.31	28.68	30.11
	1 Account Clerk III	22.56	23.69	24.87	26.11	27.42
<b>4 * BUDGET UNIT TOTAL *</b>						
<b>33 ** DEPARTMENT TOTAL **</b>						
<b>WORKFORCE DEVELOPMENT</b>						
<b>WORKFORCE DEVELOPMENT</b>						
	1 Workforce Development Director	57.30	---	71.63	---	85.96
	1 Asst Director	50.85	---	63.56	---	76.27
	1 IT Manager	45.76	---	57.20	---	68.64
	4 Manager III	40.47	---	50.59	---	60.71
	1 Manager II	35.80	---	44.75	---	53.70
	1 Confidential Assistant IV	26.99	---	33.74	---	40.49
	1 Confidential Assistant III	22.47	---	28.09	---	33.71
	2 Software Engineer II	44.22	46.43	48.75	51.19	53.75
	2 Infrastructure Engineer II	44.22	46.43	48.75	51.19	53.75
	4 Staff Serv Coordinator	38.09	39.99	41.99	44.09	46.29
	1 Accountant III	37.14	39.00	40.95	43.00	45.15
	5 Family Services Supervisor	33.98	35.68	37.46	39.33	41.30
	6 Staff Serv Analyst	31.36	32.93	34.58	36.31	38.13
	3 Family Services Specialist IV	28.92	30.37	31.89	33.48	35.15
	1 Accountant I	26.42	27.74	29.13	30.59	32.12
	47 Family Services Specialist III	26.29	27.60	28.98	30.43	31.95
	1 Staff Serv Tech	24.84	26.08	27.38	28.75	30.19
	2 Accounting Tech	24.77	26.01	27.31	28.68	30.11
	1 Family Services Specialist II	23.81	25.00	26.25	27.56	28.94
	1 Account Clerk III	22.56	23.69	24.87	26.11	27.42
	2 Admin Clerk III	21.63	22.71	23.85	25.04	26.29
	6 Admin Clerk II	19.15	20.11	21.12	22.18	23.29
	1 Stock/Delivery Clerk II	18.66	19.59	20.57	21.60	22.68
<b>95 * BUDGET UNIT TOTAL *</b>						
<b>95 ** DEPARTMENT TOTAL **</b>						
<b>4918 *** STANISLAUS COUNTY TOTAL ***</b>						