

THE BOARD OF SUPERVISORS OF THE COUNTY OF STANISLAUS
BOARD ACTION SUMMARY

DEPT: Treasurer / Tax Collector

BOARD AGENDA: 5.B.4
AGENDA DATE: October 9, 2018

SUBJECT:

Acceptance of the Stanislaus County Treasury Pool's August 2018 Monthly Investment Report

BOARD ACTION AS FOLLOWS:

RESOLUTION NO. 2018-0499

On motion of Supervisor Chiesa, Seconded by Supervisor Withrow
and approved by the following vote,

Ayes: Supervisors: Olsen, Chiesa, Withrow, Monteith, and Chairman DeMartini

Noes: Supervisors: None

Excused or Absent: Supervisors: None

Abstaining: Supervisor: None


1) Approved as recommended

2) Denied

3) Approved as amended

4) Other:

MOTION:

ATTEST: 
ELIZABETH A. KING, Clerk of the Board of Supervisors

File No.

**THE BOARD OF SUPERVISORS OF THE COUNTY OF STANISLAUS
AGENDA ITEM**

DEPT: Treasurer / Tax Collector

BOARD AGENDA:5.B.4
AGENDA DATE: October 9, 2018

CONSENT:

CEO CONCURRENCE: YES

4/5 Vote Required: No

SUBJECT:

Acceptance of the Stanislaus County Treasury Pool's August 2018 Monthly Investment Report

STAFF RECOMMENDATION:

1. Accept the August 2018 Investment Report for the Stanislaus County Treasury Pool. The report was prepared by the Stanislaus County Treasurer-Tax Collector's Office, reviewed for conformity with the Stanislaus County Treasury Pool Investment Policy by the Treasurer-Tax Collector, and has been distributed to the Stanislaus County Treasury Pool Oversight Committee.
2. Authorize the Chairman of the Board of Supervisors to sign on behalf of the Board that the report has been reviewed and accepted.

DISCUSSION:

On April 16, 1996, the Board of Supervisors enacted Code Sections 2.30.010 through 2.30.040. This provided for a comprehensive policy of investment delegation and oversight, including:

- ◆ Delegation of day-to-day investment to the County Treasurer-Tax Collector;
- ◆ Qualifications for the Office of County Treasurer-Tax Collector; and
- ◆ Establishment of a Treasury Pool Oversight Committee.

On June 26, 2018, the Board of Supervisors reviewed and adopted revisions to the Investment Policy (Policy), effective July 1, 2018. Revisions to the Policy were prepared by the Stanislaus County Treasurer-Tax Collector and reviewed for conformity with California State law by the Treasury Oversight Committee members comprised of the County Auditor-Controller, the County Superintendent of Schools' designee, and a member of the public familiar with investments.

The Policy includes language that mandates the preparation of the monthly report and provides guidelines for its contents. Each monthly report contains a summary along with sufficient detail to show investment activity and compliance with legal and policy directives. The report is prepared by the Stanislaus County Treasurer-Tax Collector's Office, reviewed by the Treasurer-Tax Collector for conformity with the Stanislaus County Treasury Pool Investment Policy and has been distributed to the Treasury Pool Oversight Committee.

Upon acceptance and signature of the Chairman, the report can be viewed on the Stanislaus County Treasurer-Tax Collector's Office website at <http://www.stancounty.com/tr-tax/treasury.shtm>.

POLICY ISSUE:

Section 27133(e) of the State of California Government Code requires that the Treasurer of any county having an Oversight Committee prepare an investment report for said Committee. Section 2.30.040 of the Stanislaus County Code establishes the Treasury Oversight Committee and the Stanislaus County Investment Policy further mandates preparation, review, and acceptance of the investment report.

FISCAL IMPACT:

As part of the administration of the Pool, costs associated with the report (estimated at approximately \$800 per month) are deducted from interest earnings before distribution is made to the participating agencies' funds.

BOARD OF SUPERVISORS' PRIORITY:

The recommended actions are consistent with the Board's priority of *Delivering Efficient Public Services and Community Infrastructure* by providing transparency and adherence to the law through the issuance of monthly investment reports.

STAFFING IMPACT:

There is no staffing impact associated with acceptance of the Treasury Pool's August 2018 Monthly Investment Report. Existing Department staff prepare the monthly report.

CONTACT PERSON:

Dolores Sarenana, Chief Deputy Treasurer

Telephone: (209) 525-4466

ATTACHMENT(S):

1. August 2018 Monthly Investment Report



Striving to be the Best

OFFICE OF TREASURER/TAX COLLECTOR

**Donna Riley
Treasurer/Tax Collector**

PO Box 3052, Modesto, CA 95353-0859
Phone: 209.525.6524 Fax: 209.525-4333

**County of Stanislaus Treasury Pool
Monthly Investment Report
August 2018**

The Stanislaus County Treasury Pool yield to maturity for August 2018 was 1.92%. The Average-Days-to-Maturity at the end of August was 218 days.


With our current cash flow and investment schedule, we will have sufficient cash to meet our historical cash needs for the next six months, through the end of February 2019.

The portfolio has been reviewed by both the Treasurer and the Chief Deputy Treasurer for compliance with the investment policy. The Union Bank custodial statement has been reviewed by both the Treasurer and the Chief Deputy Treasurer for accuracy and completeness. The custodial statement is the source of market valuation for securities held by our custodial agent. All other securities are valued at cost.

The Treasury Monthly Investment Report for August 2018 has been forwarded to the Treasury Oversight Committee members.



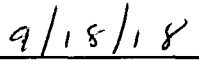
Dolores Sarenana, Chief Deputy Treasurer



Date

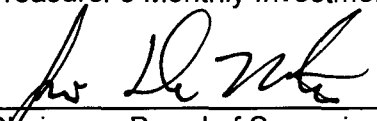


Donna Riley, Treasurer Tax Collector

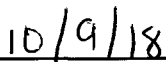


Date

The County of Stanislaus Board of Supervisors has reviewed and accepted the August 2018 Treasurer's Monthly Investment Report.



Chairman, Board of Supervisors



Date

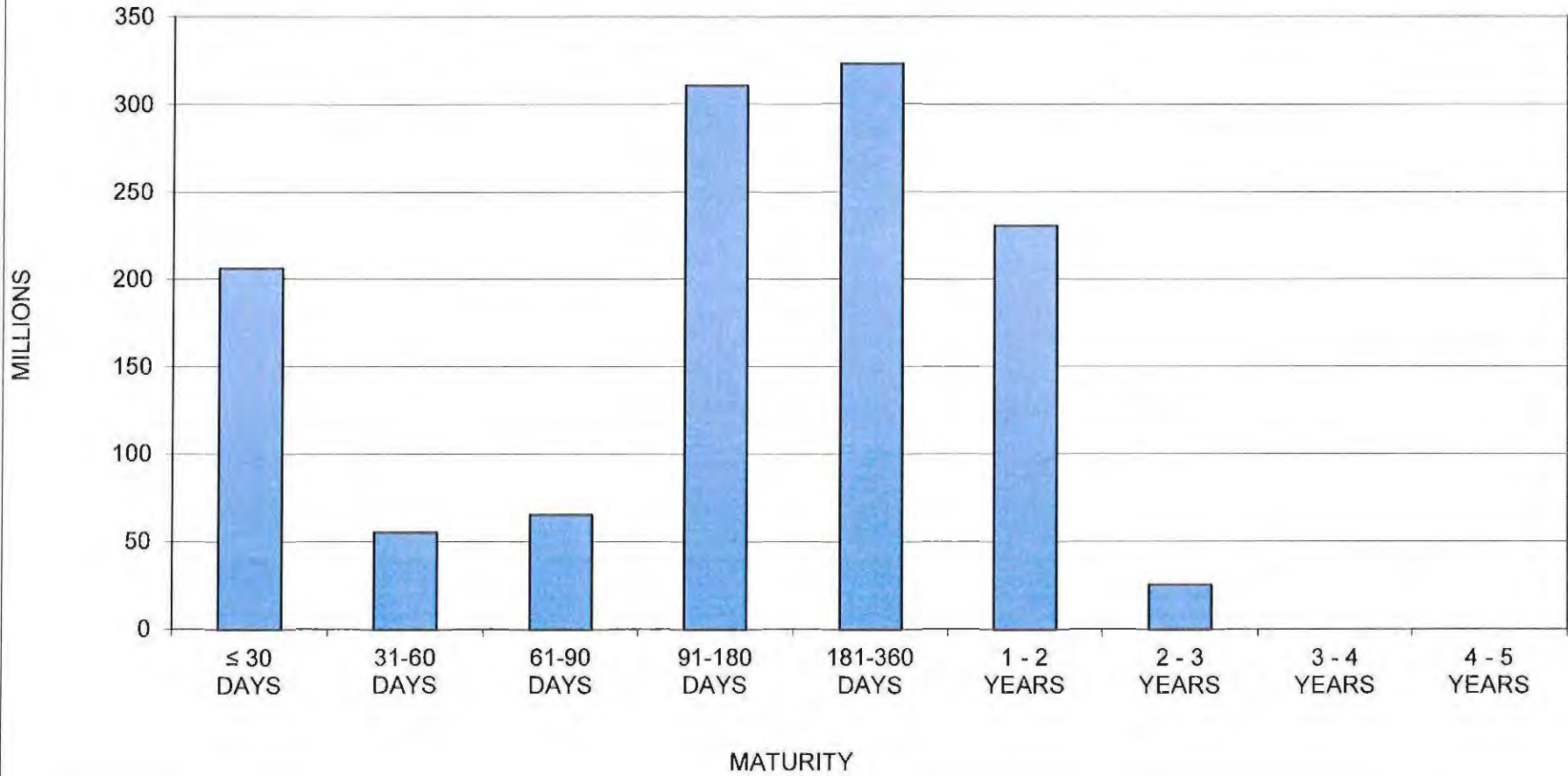
STANISLAUS COUNTY
SHORT-TERM INVESTMENT POOL SUMMARY
AUGUST 31, 2018

CASHFLOW:	AUGUST 2018	YTD FY 2018/2019	AUGUST 2017	YTD FY 2017/2018
BEG. CASH BALANCE	1,278,104,672.96	1,402,455,043.23	1,209,001,245.67	1,331,853,957.72
RECEIPTS	172,722,617.95	326,799,684.89	164,610,674.91	308,126,742.03
DISBURSEMENTS	(226,471,206.81)	(504,898,644.02)	(234,665,475.68)	(501,034,254.85)
ENDING CASH BALANCE	1,224,356,084.10	1,224,356,084.10	1,138,946,444.90	1,138,946,444.90

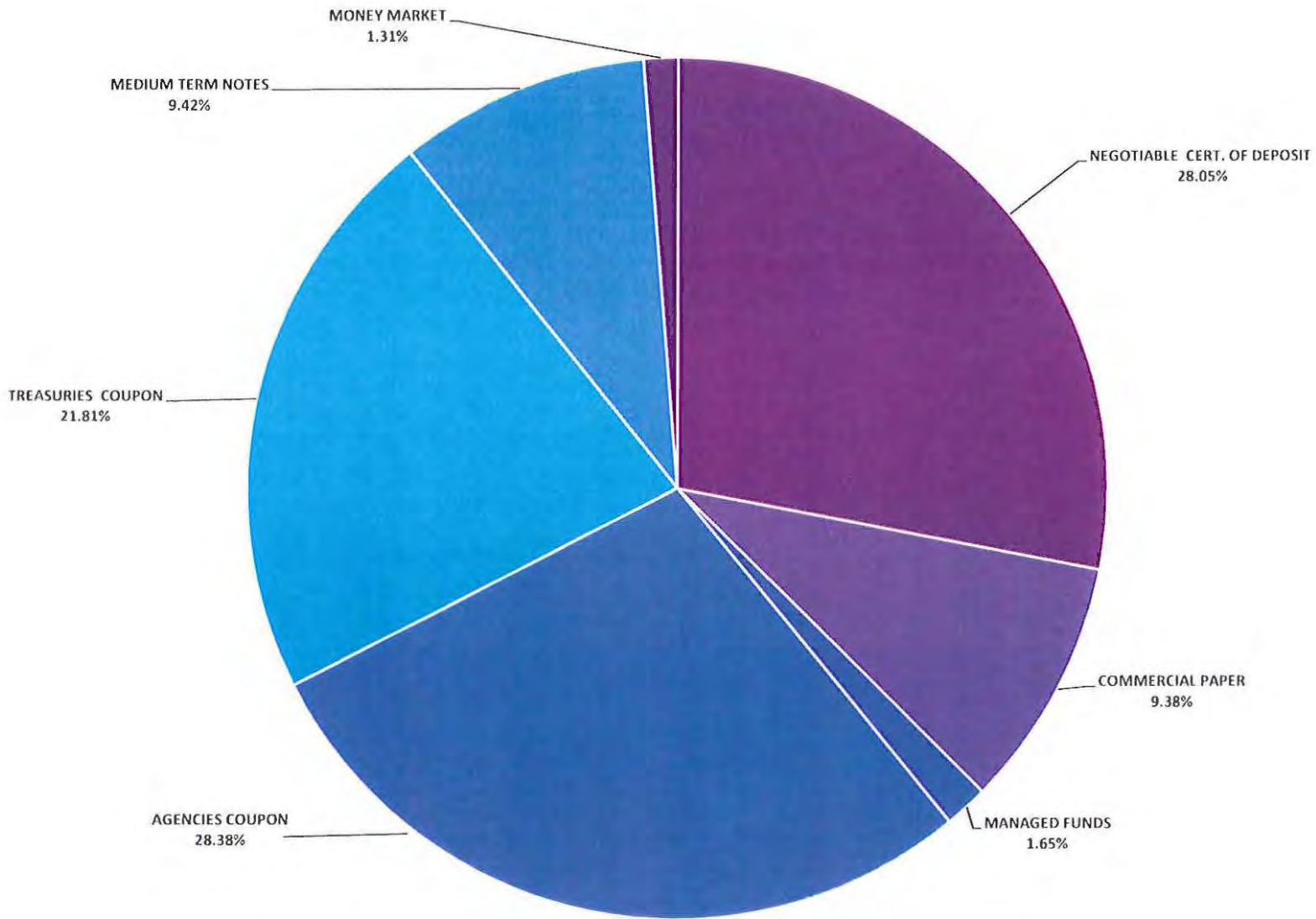
INTEREST INCOME:	AUGUST 2018	YTD FY 2018/2019	AUGUST 2017	YTD FY 2017/2018
INTEREST RECEIVED	1,692,802.45	3,411,006.15	1,099,430.97	2,188,054.63
TREASURY EXPENSE	(80,371.25)	(159,651.58)	(70,155.42)	(140,310.84)
NET DISTRIBUTION	1,612,431.20	3,251,354.57	1,029,275.55	2,047,743.79

BALANCE - 08/31/2018	DOLLAR COST	MARKET VALUE	MAX INVEST. AS % OF TOTAL	INVESTMENTS AS % OF TOTAL	MAX DAYS TO MATURE	AVG DAYS TO MATURE	YTM 360 EQUIV.
NEGOTIABLE CERT. OF DEPOSIT	340,000,000.00	339,797,900.00	30.00%	28.05%	1,825	127	2.32%
COMMERCIAL PAPER	113,640,280.56	114,491,250.00	15.00%	9.38%	180	70	2.40%
MANAGED POOL - LAIF	20,000,000.00	19,962,537.38		1.65%		1	2.01%
AGENCIES - COUPON	343,941,358.79	341,749,991.80		28.38%	1,825	308	1.72%
TREASURIES - COUPON	264,382,073.08	262,403,100.00		21.81%	1,825	268	1.36%
MEDIUM TERM NOTES	114,252,562.29	113,647,718.71	30.00%	9.42%	1,825	315	2.10%
MONEY MARKET	15,844,197.73	15,844,197.73		1.31%		1	1.85%
TOTAL INVESTMENTS	1,212,060,472.45	1,207,896,695.62		100.00%		218	1.92%
CASH/BANK BALANCES	12,295,611.65	12,295,611.65					
TOTAL	1,224,356,084.10	1,220,192,307.27					

**STANISLAUS COUNTY TREASURY POOL
MATURITY DISTRIBUTION
AUGUST 31, 2018**



**STANISLAUS COUNTY TREASURY POOL
ASSET DISTRIBUTION
AUGUST 31, 2018**



STANISLAUS COUNTY
 INTEREST ON INVESTMENTS
 MONTH: AUGUST 2018

DATE	90110/11 CERTIFICATE OF DEPOSIT	90115 COMMERCIAL PAPER	90125 MANAGED FUNDS	90130/31 AGENCIES COUP./DISC.	90132/33 TREASURIES COUP./DISC.	90140 MED. TERM NOTES	90165 MONEY MARKET	SYMPRO TOTAL	ORACLE	VARIANCE
1								0.00	0.00	0.00
2		475,201.39					18,695.19	493,896.58	493,896.58	0.00
3								0.00	0.00	0.00
4								0.00	0.00	0.00
5								0.00	0.00	0.00
6				73,402.78				73,402.78	73,402.78	0.00
7								0.00	0.00	0.00
8								0.00	0.00	0.00
9								0.00	0.00	0.00
10								0.00	0.00	0.00
11								0.00	0.00	0.00
12								0.00	0.00	0.00
13				64,202.50				64,202.50	64,202.50	0.00
14								0.00	0.00	0.00
15					388,682.43			388,682.43	388,682.43	0.00
16								0.00	0.00	0.00
17	326,909.73							326,909.73	326,909.73	0.00
18								0.00	0.00	0.00
19								0.00	0.00	0.00
20						118,694.09		118,694.09	118,694.09	0.00
21								0.00	0.00	0.00
22								0.00	0.00	0.00
23								0.00	0.00	0.00
24								0.00	0.00	0.00
25								0.00	0.00	0.00
26								0.00	0.00	0.00
27								0.00	0.00	0.00
28				53,135.02				53,135.02	53,135.02	0.00
29								0.00	0.00	0.00
30								0.00	0.00	0.00
31				66,562.56	68,465.42	18,851.34		153,879.32	153,879.32	0.00
TOTAL	326,909.73	475,201.39	0.00	277,302.86	457,147.85	137,545.43	18,695.19	1,692,802.45	1,692,802.45	0.00



**Stanislaus County Pool 2018/19
Portfolio Management
Portfolio Summary
August 31, 2018**

Investments	Par Value	Market Value	Book Value	% of Portfolio	Term	Days to Maturity	YTM 360 Equiv.
Negotiable CDs	340,000,000.00	339,797,900.00	340,000,000.00	28.03	314	127	2.321
Commercial Paper Disc. -Amortizing	115,000,000.00	114,491,250.00	114,453,256.95	9.44	180	70	2.398
Managed Pool Account	20,000,000.00	19,962,537.38	20,000,000.00	1.65	1	1	2.012
Federal Agency Coupon Securities	344,720,000.00	341,749,991.80	343,941,358.79	28.36	945	308	1.721
Treasury Coupon Securities	265,000,000.00	262,403,100.00	264,382,073.08	21.80	966	268	1.362
Medium Term Notes	114,402,000.00	113,647,718.71	114,252,562.29	9.42	829	315	2.099
Money Market Accounts	15,844,197.73	15,844,197.73	15,844,197.73	1.31	1	1	1.850
Investments	1,214,966,197.73	1,207,896,695.62	1,212,873,448.84	100.00%	662	218	1.917

Total Earnings	August 31 Month Ending	Fiscal Year To Date
Current Year	1,944,165.60	4,055,785.26
Average Daily Balance	1,230,357,175.05	1,285,791,451.77
Effective Rate of Return	1.86%	1.86%

Reporting period 08/01/2018-08/31/2018

Run Date 09/17/2018 - 11:29

Portfolio POOL
AC
PM (PRF_PM1) 7.3.0
Report Ver 7.3.6.1

**Stanislaus County Pool 2018/19
Portfolio Management
Portfolio Details - Investments
August 31, 2018**

CUSIP	Investment #	Issuer	Average Balance	Purchase Date	Par Value	Market Value	Book Value	Stated Rate	YTM 360	YTM 365	Days to Maturity	Maturity Date
Negotiable CDs												
05582W2D5	3499	BNP Paribas NY		03/09/2018	30,000,000.00	30,001,500.00	30,000,000.00	2.300	2.300	2.332	4	09/05/2018
85325TYB5	3493	Standard Chartered Bk NY		12/28/2017	40,000,000.00	39,998,400.00	40,000,000.00	1.950	1.950	1.977	23	09/24/2018
60700AXL3	3510	Mizuho Bank LTD/NY		04/13/2018	25,000,000.00	25,012,000.00	25,000,000.00	2.460	2.460	2.494	41	10/12/2018
78012UDF9	3512	Royal Bank of Canada NY		04/16/2018	25,000,000.00	25,010,750.00	25,000,000.00	2.450	2.450	2.484	80	11/20/2018
83369YZZ2	3497	Societe Generale NY		03/02/2018	25,000,000.00	24,859,500.00	25,000,000.00	2.360	2.360	2.393	93	12/03/2018
22549LCV5	3483	Credit Suisse New York		12/13/2017	25,000,000.00	24,978,250.00	25,000,000.00	2.060	2.060	2.089	103	12/13/2018
06539RPE1	3486	Bank Tokyo-MIT UFG NY		12/26/2017	20,000,000.00	19,981,000.00	20,000,000.00	2.060	2.060	2.089	116	12/26/2018
85325TXZ3	3488	Standard Chartered Bk NY		12/27/2017	25,000,000.00	24,974,000.00	25,000,000.00	2.060	2.060	2.089	117	12/27/2018
78012UCQ6	3506	Royal Bank of Canada NY		04/04/2018	25,000,000.00	25,014,250.00	25,000,000.00	2.530	2.530	2.565	125	01/04/2019
63873NSK8	3513	Nalixis Banque Popular NY		04/18/2018	25,000,000.00	25,016,500.00	25,000,000.00	2.550	2.550	2.585	135	01/14/2019
06426GQM2	3521	Bank of the West		06/29/2018	25,000,000.00	25,006,250.00	25,000,000.00	2.570	2.570	2.606	212	04/01/2019
83369YD60	3507	Societe Generale NY		04/05/2018	25,000,000.00	25,011,000.00	25,000,000.00	2.630	2.630	2.667	216	04/05/2019
22549LBD6	3485	Credit Suisse New York		12/15/2017	25,000,000.00	24,934,500.00	25,000,000.00	2.370	2.370	2.403	471	12/16/2019
Subtotal and Average			352,903,226.81		340,000,000.00	339,797,900.00	340,000,000.00		2.321	2.353	127	
Commercial Paper Disc. -Amortizing												
46640QJ44	3498	JP Morgan Securities LLC		03/08/2018	15,000,000.00	15,000,000.00	14,997,225.00	2.220	2.245	2.276	3	09/04/2018
06538CJJ1	3500	Bank Tokyo-MIT UFG NY		03/22/2018	25,000,000.00	24,980,750.00	24,971,902.78	2.380	2.409	2.442	17	09/18/2018
89233HJJ4	3501	Toyota Motor Credit Corp		03/22/2018	25,000,000.00	24,980,750.00	24,972,375.00	2.340	2.368	2.401	17	09/18/2018
46640QMQ1	3520	JP Morgan Securities LLC		06/28/2018	25,000,000.00	24,821,250.00	24,808,416.67	2.420	2.449	2.483	114	12/24/2018
46640QPN5	3524	JP Morgan Securities LLC		08/28/2018	10,000,000.00	9,884,600.00	9,882,550.00	2.430	2.460	2.494	174	02/22/2019
63873KPR2	3525	Nalixis Banque Popular NY		08/29/2018	15,000,000.00	14,823,900.00	14,820,787.50	2.430	2.460	2.494	177	02/25/2019
Subtotal and Average			93,981,226.32		116,000,000.00	114,491,250.00	114,453,256.95		2.398	2.431	70	
Managed Pool Account												
SYS61	61	Local Agency Investment Fund			20,000,000.00	19,962,537.38	20,000,000.00	2.040	2.012	2.040	1	
Subtotal and Average			30,096,774.19		20,000,000.00	19,962,537.38	20,000,000.00		2.012	2.040	1	
Federal Agency Coupon Securities												
313375K48	3291	Federal Home Loan Bank		09/20/2013	10,000,000.00	9,999,500.00	10,001,014.49	2.000	1.842	1.868	13	09/14/2018
313379PE3	3410	Federal Home Loan Bank		03/31/2016	13,370,000.00	13,365,186.60	13,372,931.77	1.330	0.896	0.909	19	09/20/2018
3133EFLY1	3376	Federal Farm Credit Bank		10/29/2015	10,000,000.00	9,980,900.00	10,000,000.00	0.930	0.917	0.930	58	10/29/2018
3130A6RC3	3378	Federal Home Loan Bank		11/04/2015	20,000,000.00	19,966,000.00	20,000,000.00	1.150	1.134	1.150	62	11/02/2018
3133EFX51	3411	Federal Farm Credit Bank		04/07/2016	10,000,000.00	9,957,300.00	9,999,058.18	1.000	1.013	1.027	128	01/07/2019
3133EFVQ7	3398	Federal Farm Credit Bank		01/22/2016	10,000,000.00	9,961,500.00	10,001,148.89	1.250	1.203	1.220	143	01/22/2019
3133EFZNO	3401	Federal Farm Credit Bank		02/12/2016	16,350,000.00	16,256,805.00	16,350,000.00	1.030	1.016	1.030	164	02/12/2019

Portfolio POOL
AC
PM (PRF_PM2) 7.3.0

Stanislaus County Pool 2018/19
Portfolio Management
Portfolio Details - Investments
August 31, 2018

CUSIP	Investment #	Issuer	Average Balance	Purchase Date	Par Value	Market Value	Book Value	Stated Rate	YTM 360	YTM 365	Days to Maturity	Maturity Date
Federal Agency Coupon Securities												
3133782M2	3370	Federal Home Loan Bank		04/30/2015	20,000,000.00	19,919,000.00	20,022,202.88	1.500	1.263	1.280	188	03/08/2019
3130A7L37	3407	Federal Home Loan Bank		03/29/2016	10,000,000.00	9,944,700.00	10,007,916.51	1.250	1.085	1.100	195	03/15/2019
3133EF4Y0	3415	Federal Farm Credit Bank		04/26/2016	20,000,000.00	19,822,600.00	20,000,000.00	1.000	0.986	1.000	237	04/26/2019
3133EF5X1	3416	Federal Farm Credit Bank		05/03/2016	30,000,000.00	29,744,400.00	30,000,000.00	1.100	1.085	1.100	244	05/03/2019
3130ABF92	3518	Federal Home Loan Bank		06/25/2018	25,000,000.00	24,816,000.00	24,848,182.15	1.375	4.576	4.639	269	05/28/2019
3130A8Y72	3515	Federal Home Loan Bank		04/24/2018	20,000,000.00	19,710,000.00	19,721,062.91	0.875	2.377	2.410	338	08/05/2019
3130A8Y72	3517	Federal Home Loan Bank		06/25/2018	25,000,000.00	24,637,500.00	24,644,081.25	0.875	2.406	2.439	338	08/05/2019
3130A9EP2	3418	Federal Home Loan Bank		10/28/2016	20,000,000.00	19,691,200.00	19,981,043.89	1.000	1.092	1.107	390	09/26/2019
3133EJSU4	3519	Federal Farm Credit Bank		06/26/2018	20,000,000.00	19,984,800.00	20,000,000.00	2.530	2.495	2.530	481	12/26/2019
3133EG3J2	3441	Federal Farm Credit Bank		04/06/2017	20,000,000.00	19,723,400.00	20,016,037.63	1.550	1.469	1.489	496	01/10/2020
3133EHCS0	3437	Federal Farm Credit Bank		03/16/2017	20,000,000.00	19,720,200.00	20,000,000.00	1.700	1.677	1.700	562	03/16/2020
3133EHW58	3481	Federal Farm Credit Bank		11/27/2017	25,000,000.00	24,549,000.00	24,976,678.24	1.900	1.916	1.943	818	11/27/2020
Subtotal and Average			351,381,408.66		344,720,000.00	341,749,991.80	343,941,358.79		1.721	1.745	308	
Treasury Coupon Securities												
912828RH5	3381	U S Treasury Securities		11/24/2015	10,000,000.00	9,995,500.00	10,001,391.17	1.375	1.182	1.199	29	09/30/2018
912828L81	3399	U S Treasury Securities		01/29/2016	20,000,000.00	19,974,400.00	19,997,111.94	0.875	0.981	0.995	44	10/15/2018
912828WD8	3374	U S Treasury Securities		06/26/2015	10,000,000.00	9,987,700.00	10,000,689.11	1.250	1.190	1.206	60	10/31/2018
912828M64	3393	U S Treasury Securities		12/18/2015	10,000,000.00	9,983,900.00	9,998,897.58	1.250	1.287	1.305	75	11/15/2018
912828RY8	3392	U S Treasury Securities		12/18/2015	20,000,000.00	19,948,400.00	20,002,812.92	1.375	1.313	1.331	121	12/31/2018
912828N63	3406	U S Treasury Securities		03/28/2016	10,000,000.00	9,961,300.00	10,003,946.73	1.125	1.003	1.017	136	01/15/2019
912828P53	3405	U S Treasury Securities		03/28/2016	20,000,000.00	19,867,200.00	19,974,747.98	0.750	1.016	1.030	167	02/15/2019
912828W97	3516	U S Treasury Securities		06/25/2018	25,000,000.00	24,850,500.00	24,927,935.15	1.250	2.238	2.269	211	03/31/2019
912828R85	3419	U S Treasury Securities		11/17/2016	20,000,000.00	19,764,000.00	19,950,385.64	0.875	1.180	1.195	287	06/15/2019
912828S43	3420	U S Treasury Securities		11/29/2016	20,000,000.00	19,713,200.00	19,906,935.02	0.750	1.278	1.296	317	07/15/2019
912828B5	3423	U S Treasury Securities		12/02/2016	20,000,000.00	19,680,400.00	19,887,500.00	0.750	1.334	1.352	348	08/15/2019
912828T59	3422	U S Treasury Securities		11/30/2016	20,000,000.00	19,689,600.00	19,923,152.17	1.000	1.329	1.348	409	10/15/2019
912828U32	3430	U S Treasury Securities		12/19/2016	20,000,000.00	19,640,600.00	19,870,405.28	1.000	1.531	1.552	440	11/15/2019
912828U73	3431	U S Treasury Securities		12/28/2016	20,000,000.00	19,705,400.00	19,952,489.60	1.375	1.543	1.564	470	12/15/2019
912828W22	3442	U S Treasury Securities		04/07/2017	20,000,000.00	19,661,000.00	19,983,672.79	1.375	1.414	1.434	532	02/15/2020
Subtotal and Average			273,381,066.73		265,000,000.00	262,403,100.00	264,382,073.08		1.362	1.381	268	
Medium Term Notes												
21688AAA0	3323	Rabobank		01/14/2014	10,000,000.00	9,990,600.00	9,995,083.43	2.250	2.359	2.392	135	01/14/2019
89236TCU7	3508	Toyota Motor Credit Corp		04/06/2018	9,634,000.00	9,597,198.12	9,601,578.05	1.700	2.399	2.432	171	02/19/2019
89236TCU7	3511	Toyota Motor Credit Corp		04/17/2018	10,100,000.00	10,061,418.00	10,068,030.49	1.700	2.355	2.388	171	02/19/2019

Portfolio POOL
AC
PM (PRF_PM2) 7.3.0

**Stanislaus County Pool 2018/19
Portfolio Management
Portfolio Details - Investments
August 31, 2018**

CUSIP	Investment #	Issuer	Average Balance	Purchase Date	Par Value	Market Value	Book Value	Stated Rate	YTM 360	YTM 365	Days to Maturity	Maturity Date
Medium Term Notes												
14912L6W6	3453	Caterpillar Financial Service		04/25/2017	5,000,000.00	4,984,050.00	5,004,359.39	1.900	1.716	1.740	202	03/22/2019
949748FU9	3434	Wells Fargo Bank, NA		12/30/2016	9,019,000.00	8,992,935.09	9,023,181.80	2.125	2.022	2.050	233	04/22/2019
94974BFU9	3435	Wells Fargo Bank, NA		12/30/2016	8,047,000.00	8,023,744.17	8,050,731.12	2.125	2.022	2.050	233	04/22/2019
94988J5D5	3433	Wells Fargo Bank, NA		12/30/2016	16,974,000.00	16,875,041.58	16,940,828.80	1.750	2.068	2.097	265	05/24/2019
89236TDH5	3445	Toyota Motor Credit Corp		04/18/2017	10,000,000.00	9,873,400.00	9,975,760.89	1.550	1.746	1.770	412	10/18/2019
89236TDH5	3446	Toyota Motor Credit Corp		04/18/2017	7,930,000.00	7,829,606.20	7,911,495.61	1.550	1.738	1.762	412	10/18/2019
48127HAA7	3490	JP Morgan Chase Bank		12/29/2017	10,003,000.00	9,942,481.85	10,000,103.88	2.200	2.195	2.225	416	10/22/2019
14912L6J5	3484	Caterpillar Financial Service		12/15/2017	7,695,000.00	7,600,043.70	7,675,168.45	2.000	2.145	2.175	551	03/05/2020
06051GFN4	3491	Bank of America Corp		12/29/2017	10,000,000.00	9,877,200.00	10,006,240.38	2.250	2.180	2.210	598	04/21/2020
Subtotal and Average			114,273,804.52		114,402,000.00	113,647,718.71	114,252,562.29		2.099	2.129	316	
Money Market Accounts												
SYS3505	3505	Dreyfus Treasury/Agency Fund			15,844,197.73	15,844,197.73	15,844,197.73	1.876	1.850	1.876	1	
Subtotal and Average			14,339,669.93		15,844,197.73	16,844,197.73	16,844,197.73		1.850	1.876	1	
Total and Average			1,230,367,175.05		1,214,966,197.73	1,207,896,695.52	1,212,873,448.84		1.917	1.944	218	

**Stanislaus County Pool 2018/19
Portfolio Management
Activity By Type
August 1, 2018 through August 31, 2018**

CUSIP	Investment #	Issuer	Stated Rate	Transaction Date	Purchases or Deposits	Redemptions or Withdrawals	Balance
Negotiable CDs							
34959TMS2	3479	BNP Paribas Fortis SA/NY	1.750	08/17/2018	0.00	25,000,000.00	
Subtotal					0.00	25,000,000.00	340,000,000.00
Commercial Paper Disc. -Amortizing							
06538CHV6	3496	Bank Tokyo-MIT UFG NY	2.180	08/02/2018	0.00	24,959,125.00	
2254EBHT1	3495	Credit Suisse New York	2.210	08/02/2018	0.00	24,961,631.94	
46640QPN5	3524	JP Morgan Securities LLC	2.430	08/28/2018	9,879,850.00	0.00	
63873KPR2	3525	Natixis Banque Popular NY	2.430	08/29/2018	14,817,750.00	0.00	
Subtotal					24,697,600.00	49,920,766.94	114,453,256.95
Managed Pool Account (Monthly Summary)							
SYS61	61	Local Agency Investment Fund	2.040		85,000,000.00	65,000,000.00	
Subtotal					85,000,000.00	65,000,000.00	20,000,000.00
Federal Agency Coupon Securities							
3130A5PX1	3373	Federal Home Loan Bank	1.250	08/28/2018	0.00	8,555,000.00	
Subtotal					0.00	8,555,000.00	343,941,358.79
Treasury Coupon Securities							
912828K82	3380	U S Treasury Securities	1.000	08/15/2018	0.00	20,000,000.00	
Subtotal					0.00	20,000,000.00	264,382,073.08
Medium Term Notes							
Subtotal							114,262,562.29
Money Market Accounts (Monthly Summary)							
SYS3505	3505	Dreyfus Treasury/Agency Fund	1.876		110,577,841.74	109,768,911.24	
Subtotal					110,577,841.74	109,768,911.24	15,844,197.73
Total					220,275,441.74	278,244,668.18	1,212,873,448.84

**Stanislaus County Pool 2018/19
Portfolio Management
Activity Summary
August 2017 through August 2018**

Month End	Year	Number of Securities	Total Invested	Yield to Maturity		Managed Pool Rate	Number of Investments Purchased	Number of Investments Redeemed	Average Term	Average Days to Maturity
				360 Equivalent	365 Equivalent					
August	2017	71	1,112,588,236.77	1.267	1.285	1.100	0	11	912	373
September	2017	78	1,147,484,532.86	1.286	1.304	1.110	7	6	859	353
October	2017	73	1,167,801,024.80	1.279	1.297	1.160	1	4	804	321
November	2017	74	1,205,146,608.90	1.319	1.337	1.190	5	3	787	319
December	2017	81	1,402,758,663.07	1.435	1.455	1.300	10	4	715	309
January	2018	78	1,293,078,190.51	1.476	1.496	1.380	0	3	744	305
February	2018	76	1,287,837,134.40	1.485	1.506	1.460	2	4	725	286
March	2018	81	1,377,166,960.03	1.634	1.657	1.590	9	5	671	264
April	2018	85	1,465,113,893.31	1.761	1.786	1.730	9	3	642	255
May	2018	82	1,398,005,612.77	1.766	1.791	1.800	0	5	633	237
June	2018	82	1,391,882,553.91	1.893	1.919	1.900	6	7	633	244
July	2018	75	1,270,669,294.95	1.896	1.922	1.813	0	5	664	234
August	2018	72	1,212,873,448.84	1.917	1.944	2.040	2	5	662	218
Average		78	1,287,108,165.78	1.570%	1.592%	1.506	4	5	727	286

**Stanislaus County Pool 2018/19
Portfolio Management
Distribution of Investments By Type
August 2017 through August 2018**

Security Type	August 2017	September 2017	October 2017	November 2017	December 2017	January 2018	February 2018	March 2018	April 2018	May 2018	June 2018	July 2018	August 2018	Average by Period
Certificates of Deposit - Bank														
Negotiable CDs	11.2	13.5	13.3	14.9	20.3	22.0	19.8	21.1	28.3	29.7	28.0	28.7	28.0	21.5%
Commercial Paper Disc. -Amortizing	7.6	9.6	8.5	10.3	13.8	13.1	12.0	19.1	17.0	14.6	13.2	11.0	9.4	12.3%
Bankers Acceptances -Amortizing														
Managed Pool Account	5.8	5.7	5.6	5.4	4.6	5.0	5.1	4.7	4.0	2.9	2.2		1.7	4.0%
Federal Agency Coupon Securities	33.7	30.9	28.7	27.6	23.7	25.7	25.8	22.8	21.4	22.4	25.3	27.8	28.4	26.5%
Federal Agency Disc. -Amortizing														
Treasury Coupon Securities	34.1	33.0	31.6	30.6	25.6	25.5	24.0	21.7	20.4	20.7	22.6	22.4	21.8	25.7%
Treasury Discounts -Amortizing														
Rolling Repurchase Agreements														
Repurchase Agreements - Term														
Medium Term Notes	7.5	7.3	7.2	7.0	8.0	8.6	8.7	8.1	9.0	8.2	8.2	9.0	9.4	8.2%
California Registered Warrants														
Money Market Accounts			5.1	4.2	3.9		4.7	2.5		1.6	0.5	1.2	1.3	1.9%
Municipal Anticipation Note														
Municipal Bonds														
Calif Local Agency Indebtedness														