

**THE BOARD OF SUPERVISORS OF THE COUNTY OF STANISLAUS  
BOARD ACTION SUMMARY**

DEPT: Environmental Resources

BOARD AGENDA: 5.B.3  
AGENDA DATE: May 22, 2018

**SUBJECT:**

Approval to Set a Public Hearing for the June 26, 2018, 9:00 a.m. Meeting to Consider Adjustments to the Stanislaus County Franchise Maximum Base Rates for Solid Waste Services

**BOARD ACTION AS FOLLOWS:**

**RESOLUTION NO. 2018-0233**

On motion of Supervisor Withrow \_\_\_\_\_, Seconded by Supervisor Chiesa \_\_\_\_\_  
and approved by the following vote,

Ayes: Supervisors: Chiesa, Withrow, Monteith, and Chairman DeMartini \_\_\_\_\_

Noes: Supervisors: None \_\_\_\_\_

Excused or Absent: Supervisors: Olsen \_\_\_\_\_

Abstaining: Supervisor: None \_\_\_\_\_

1)  Approved as recommended

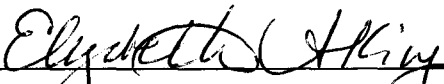
2)  Denied

3)  Approved as amended

4)  Other:

**MOTION:**

ATTEST:

  
\_\_\_\_\_  
ELIZABETH A. KING, Clerk of the Board of Supervisors

File No.

**THE BOARD OF SUPERVISORS OF THE COUNTY OF STANISLAUS  
AGENDA ITEM**

DEPT: Environmental Resources

BOARD AGENDA:5.B.3  
AGENDA DATE: May 22, 2018

CONSENT:

CEO CONCURRENCE: YES

4/5 Vote Required: No

---

**SUBJECT:**

Approval to Set a Public Hearing for the June 26, 2018, 9:00 a.m. Meeting to Consider Adjustments to the Stanislaus County Franchise Maximum Base Rates for Solid Waste Services

**STAFF RECOMMENDATION:**

1. Set a Public Hearing for the June 26, 2018, 9:00 a.m. meeting to consider adjustments to the Stanislaus County franchise Maximum Base Rates for solid waste collection services.

**DISCUSSION:**

The unincorporated portions of Stanislaus County are divided into four separate franchise refuse hauling areas (Franchise Areas), each of which contain a mix of residential, commercial, and drop box customers. These four Franchise Areas cover the following residential communities: Area 1 - Salida, Keyes, Crows Landing, Grayson, and Westley; Area 2: Knights Ferry and Valley Home; Area 3: Denair, Empire, Hickman, and La Grange; and Area 4: primarily includes the unincorporated pockets within the City of Turlock (Attachment 2). In exchange for a franchise fee, the hauler receives the exclusive right to the residential and commercial accounts within their respective area, while Stanislaus County retains the ability to regulate the haulers and set the maximum rates that can be charged. In addition, the Board of Supervisors also sets the franchise maximum haul rates for drop box customers.

On November 4, 2008, the Board adopted a new Refuse Rate Adjustment Process and approved the Base Rates, which set the maximum franchise rates for solid waste collection services in the unincorporated areas of Stanislaus County beginning July 1, 2009. In addition, the Board approved a new methodology for the annual adjustment of these Base Rates. For four consecutive years, beginning with July 1, 2009, the Base Rates may be increased or decreased according to the appropriate consumer price index. Every fifth year, a detailed cost of service study will be repeated to determine new Base Rates, followed by another four years of index-based adjustments.

On October 11, 2017, the Department sent out a Request for Quote (RFQ) to three consulting firms to provide expert solid waste professional services for refuse rate adjustments in the four unincorporated franchise areas. R3 Consulting Group, Inc. (R3), was awarded the contract and entered into a professional service agreement on February 1, 2018.

Over the past few months, Department staff and R3 consultants have reviewed the three franchise collection companies' rate applications and financial statements. Department staff and R3 consultants conducted meetings with all three franchise collection companies to clarify, review, and request additional information not submitted in their application and financial statements.

R3 consultants evaluated the information gathered from the meetings along with supplemental information provided by the department and franchise collection companies and submitted their findings and recommendations to the Department. Based on this information, in conjunction with the parameters in the Refuse Rate Adjustment Process, the Department has established the proposed Maximum Base Rates for the four franchise areas which are set to commence on July 1, 2018.

The Rate Adjustment Process limits an increase in compensation to 5% unless the franchise collection company can demonstrate a loss from projected operations. If such a loss is verified, the Maximum Base Rates will be adjusted per the Rate Adjustment Process to allow the franchise collection company a reasonable profit.

The review of the franchise collection companies' costs of operation resulted in the following recommendations: Bertolotti Disposal's Area 1, a moderate increase of 2.89% among all lines of business (residential, commercial and drop box haul charge); Gilton Solid Waste's Area 2, a small increase in costs which necessitates a 0.47% increase among all lines of business; and Turlock Scavenger's Area 4, resulted in a 2.98% decrease among all lines of business. In the review of Turlock Scavenger's Area 3 cost of operations and after performing a reasonable profit test, a maximum rate increase of 5% is recommended. The proposed Maximum Base Rates, which sets the maximum franchise collection rates, are presented in Attachment 1.

**POLICY ISSUE:**

The setting of a public hearing by the Board of Supervisors is required prior to adjusting the proposed Maximum Base Rates for solid waste collection services.

**FISCAL IMPACT:**

The net change in estimated revenue for the franchise collection companies from the proposed Maximum Base Rates for Fiscal Year 2018-2019 will be approximately \$349,800 which will increase the County revenue through the 8% franchise fees by approximately \$27,984.

**BOARD OF SUPERVISORS' PRIORITY:**

The recommended action is consistent with the Boards' priorities of *Supporting Community Health, Delivering Efficient Public Services and Community Infrastructure* by providing adequate countywide refuse collection in Stanislaus County.

**STAFFING IMPACT:**

Existing staff will support the necessary administrative functions associated with this recommended action.

**CONTACT PERSON:**

Jami Aggers, Director of Environmental Resources  
Merry Mayhew, Assistant Director

Telephone: 209-525-6770  
209-525-6700

**ATTACHMENT(S):**

1. Proposed Maximum Base Rates
2. Franchise Area Map

**PROPOSED MAXIMUM RESIDENTIAL BASE RATES INCLUDING CURBSIDE RECYCLING  
AND BULKY ITEM PROGRAM**

**BERTOLOTTI DISPOSAL - FRANCHISE AREA #1**

Service	Approved Rates ('17-'18)	Proposed Base Rates ('18-'19)	Net Change (Current vs. Proposed)
1 can	\$17.38	\$17.88	2.89%
2 cans	\$25.32	\$26.05	2.89%
Add'l. can	\$12.66	\$13.03	2.89%
60 gal. cart	\$17.38	\$17.88	2.89%
90 gal. cart	\$25.32	\$26.05	2.89%
Add'l. cart	\$15.45	\$15.90	2.89%

**GILTON SOLID WASTE MANAGEMENT - FRANCHISE AREA #2**

Service	Approved Rates ('17-'18)	Proposed Base Rates ('18-'19)	Net Change (Current vs. Proposed)
1 can	\$12.33	\$12.39	0.47%
2 cans	\$21.33	\$21.43	0.47%
Add'l. can	\$10.66	\$10.71	0.47%
30 gal. cart	\$14.83	\$14.90	0.47%
60 gal. cart	\$16.63	\$16.71	0.47%
90 gal. cart	\$21.33	\$21.43	0.47%
Add'l. cart	\$13.00	\$13.06	0.47%

**TURLOCK SCAVENGER - FRANCHISE AREA #3**

Service	Approved Rates ('17-'18)	Proposed Base Rates ('18-'19)	Net Change (Current vs. Proposed)
1 can	\$15.29	\$16.05	5.00%
2 cans	\$23.52	\$24.70	5.00%
Add'l. can	\$10.86	\$11.40	5.00%
60 gal. cart	\$15.29	\$16.05	5.00%
90 gal. cart	\$23.52	\$24.70	5.00%
Add'l. cart	\$15.29	\$16.05	5.00%

**TURLOCK SCAVENGER - FRANCHISE AREA #4**

Service	Approved Rates ('17-'18)	Proposed Base Rates ('18-'19)	Net Change (Current vs. Proposed)
1 can	\$16.40	\$15.91	-2.98%
2 cans	\$23.46	\$22.76	-2.98%
Add'l. can	\$11.73	\$11.38	-2.98%
60 gal. cart	\$16.40	\$15.91	-2.98%
90 gal. cart	\$23.46	\$22.76	-2.98%
Add'l. cart	\$14.30	\$13.87	-2.98%

PROPOSED COMMERCIAL BIN RATES  
BERTOLOTTI DISPOSAL - FRANCHISE AREA #1

Service	Approved Rates ('17-'18)	Proposed Base Rates ('18-'19)	Net Change (Current vs. Proposed)
1 yd., 1 X week	\$ 62.42	\$ 64.22	2.89%
1 yd., 2 X week	\$ 124.83	\$ 128.44	2.89%
1 yd., 3 X week	\$ 187.26	\$ 192.67	2.89%
1 yd., 4 X week	\$ 249.68	\$ 256.90	2.89%
1 yd., 5 X week	\$ 312.09	\$ 321.11	2.89%
1 yd., 6 X week	\$ 374.50	\$ 385.32	2.89%
1 yd., 7 X week	\$ 436.93	\$ 449.56	2.89%
1.5 yd., 1 X week	\$ 78.79	\$ 81.07	2.89%
1.5 yd., 2 X week	\$ 157.59	\$ 162.14	2.89%
1.5 yd., 3 X week	\$ 236.38	\$ 243.21	2.89%
1.5 yd., 4 X week	\$ 315.15	\$ 324.26	2.89%
1.5 yd., 5 X week	\$ 393.96	\$ 405.35	2.89%
1.5 yd., 6 X week	\$ 472.75	\$ 486.41	2.89%
1.5 yd., 7 X week	\$ 551.55	\$ 567.49	2.89%
2 yd., 1 X week	\$ 92.04	\$ 94.70	2.89%
2 yd., 2 X week	\$ 184.06	\$ 189.38	2.89%
2 yd., 3 X week	\$ 276.10	\$ 284.08	2.89%
2 yd., 4 X week	\$ 368.11	\$ 378.75	2.89%
2 yd., 5 X week	\$ 460.15	\$ 473.45	2.89%
2 yd., 6 X week	\$ 552.19	\$ 568.15	2.89%
2 yd., 7 X week	\$ 644.19	\$ 662.81	2.89%
3 yd., 1 X week	\$ 108.10	\$ 111.22	2.89%
3 yd., 2 X week	\$ 216.22	\$ 222.47	2.89%
3 yd., 3 X week	\$ 324.30	\$ 333.67	2.89%
3 yd., 4 X week	\$ 432.41	\$ 444.91	2.89%
3 yd., 5 X week	\$ 540.51	\$ 556.13	2.89%
3 yd., 6 X week	\$ 648.61	\$ 667.35	2.89%
3 yd., 7 X week	\$ 756.73	\$ 778.60	2.89%
4 yd., 1 X week	\$ 134.01	\$ 137.88	2.89%
4 yd., 2 X week	\$ 268.02	\$ 275.77	2.89%
4 yd., 3 X week	\$ 402.02	\$ 413.64	2.89%
4 yd., 4 X week	\$ 536.04	\$ 551.53	2.89%
4 yd., 5 X week	\$ 670.05	\$ 689.41	2.89%
4 yd., 6 X week	\$ 804.06	\$ 827.30	2.89%
4 yd., 7 X week	\$ 938.08	\$ 965.19	2.89%
6 yd., 1 X week	\$ 185.83	\$ 191.20	2.89%
6 yd., 2 X week	\$ 371.65	\$ 382.39	2.89%
6 yd., 3 X week	\$ 557.48	\$ 573.59	2.89%
6 yd., 4 X week	\$ 743.29	\$ 764.77	2.89%
6 yd., 5 X week	\$ 929.12	\$ 955.97	2.89%
6 yd., 6 X week	\$ 1,114.94	\$ 1,147.16	2.89%
6 yd., 7 X week	\$ 1,300.77	\$ 1,338.36	2.89%

PROPOSED COMMERCIAL BIN RATES  
GILTON SOLID WASTE MANAGEMENT - FRANCHISE AREA #2

Service	Approved Rates ('17-'18)	Proposed Base Rates ('18-'19)	Net Change (Current vs. Proposed)
1 yd., 1 X week	\$ 71.15	\$ 71.48	0.47%
1 yd., 2 X week	\$ 142.33	\$ 143.00	0.47%
1 yd., 3 X week	\$ 213.49	\$ 214.49	0.47%
1 yd., 4 X week	\$ 284.66	\$ 286.00	0.47%
1 yd., 5 X week	\$ 355.81	\$ 357.48	0.47%
1 yd., 6 X week	\$ 426.97	\$ 428.98	0.47%
1 yd., 7 X week	\$ 498.13	\$ 500.47	0.47%
1.5 yd., 1 X week	\$ 80.76	\$ 81.14	0.47%
1.5 yd., 2 X week	\$ 161.53	\$ 162.29	0.47%
1.5 yd., 3 X week	\$ 242.29	\$ 243.43	0.47%
1.5 yd., 4 X week	\$ 323.02	\$ 324.54	0.47%
1.5 yd., 5 X week	\$ 403.80	\$ 405.70	0.47%
1.5 yd., 6 X week	\$ 484.56	\$ 486.84	0.47%
1.5 yd., 7 X week	\$ 565.32	\$ 567.98	0.47%
2 yd., 1 X week	\$ 88.35	\$ 88.77	0.47%
2 yd., 2 X week	\$ 176.73	\$ 177.56	0.47%
2 yd., 3 X week	\$ 265.08	\$ 266.33	0.47%
2 yd., 4 X week	\$ 353.45	\$ 355.11	0.47%
2 yd., 5 X week	\$ 441.83	\$ 443.91	0.47%
2 yd., 6 X week	\$ 530.18	\$ 532.67	0.47%
2 yd., 7 X week	\$ 618.54	\$ 621.45	0.47%
3 yd., 1 X week	\$ 92.89	\$ 93.33	0.47%
3 yd., 2 X week	\$ 185.77	\$ 186.64	0.47%
3 yd., 3 X week	\$ 278.67	\$ 279.98	0.47%
3 yd., 4 X week	\$ 371.56	\$ 373.31	0.47%
3 yd., 5 X week	\$ 464.46	\$ 466.64	0.47%
3 yd., 6 X week	\$ 557.33	\$ 559.95	0.47%
3 yd., 7 X week	\$ 650.24	\$ 653.30	0.47%
4 yd., 1 X week	\$ 102.63	\$ 103.11	0.47%
4 yd., 2 X week	\$ 205.24	\$ 206.20	0.47%
4 yd., 3 X week	\$ 307.88	\$ 309.33	0.47%
4 yd., 4 X week	\$ 410.56	\$ 412.49	0.47%
4 yd., 5 X week	\$ 513.13	\$ 515.54	0.47%
4 yd., 6 X week	\$ 615.76	\$ 618.65	0.47%
4 yd., 7 X week	\$ 718.41	\$ 721.79	0.47%
6 yd., 1 X week	\$ 124.09	\$ 124.67	0.47%
6 yd., 2 X week	\$ 248.13	\$ 249.30	0.47%
6 yd., 3 X week	\$ 372.23	\$ 373.98	0.47%
6 yd., 4 X week	\$ 496.31	\$ 498.64	0.47%
6 yd., 5 X week	\$ 620.37	\$ 623.29	0.47%
6 yd., 6 X week	\$ 744.45	\$ 747.95	0.47%
6 yd., 7 X week	\$ 868.54	\$ 872.62	0.47%

PROPOSED COMMERCIAL BIN RATES  
TURLOCK SCAVENGER - FRANCHISE AREA #3

Service	Approved Rates ('17-'18)	Proposed Base Rates ('18-'19)	Net Change (Current vs. Proposed)
1 yd., 1 X week	\$ 58.35	\$ 61.27	5.00%
1 yd., 2 X week	\$ 116.70	\$ 122.54	5.00%
1 yd., 3 X week	\$ 175.03	\$ 183.78	5.00%
1 yd., 4 X week	\$ 233.37	\$ 245.04	5.00%
1 yd., 5 X week	\$ 291.72	\$ 306.31	5.00%
1 yd., 6 X week	\$ 350.08	\$ 367.58	5.00%
1 yd., 7 X week	\$ 408.41	\$ 428.83	5.00%
1.5 yd., 1 X week		\$ -	5.00%
1.5 yd., 2 X week		\$ -	5.00%
1.5 yd., 3 X week		\$ -	5.00%
1.5 yd., 4 X week		\$ -	5.00%
1.5 yd., 5 X week		\$ -	5.00%
1.5 yd., 6 X week		\$ -	5.00%
1.5 yd., 7 X week		\$ -	5.00%
2 yd., 1 X week	\$ 74.81	\$ 78.55	5.00%
2 yd., 2 X week	\$ 149.57	\$ 157.05	5.00%
2 yd., 3 X week	\$ 224.36	\$ 235.58	5.00%
2 yd., 4 X week	\$ 299.15	\$ 314.11	5.00%
2 yd., 5 X week	\$ 373.96	\$ 392.66	5.00%
2 yd., 6 X week	\$ 448.74	\$ 471.18	5.00%
2 yd., 7 X week	\$ 523.51	\$ 549.69	5.00%
3 yd., 1 X week	\$ 84.25	\$ 88.46	5.00%
3 yd., 2 X week	\$ 168.46	\$ 176.88	5.00%
3 yd., 3 X week	\$ 252.71	\$ 265.35	5.00%
3 yd., 4 X week	\$ 336.93	\$ 353.78	5.00%
3 yd., 5 X week	\$ 421.22	\$ 442.28	5.00%
3 yd., 6 X week	\$ 505.43	\$ 530.70	5.00%
3 yd., 7 X week	\$ 589.68	\$ 619.16	5.00%
4 yd., 1 X week	\$ 92.52	\$ 97.15	5.00%
4 yd., 2 X week	\$ 185.06	\$ 194.31	5.00%
4 yd., 3 X week	\$ 277.57	\$ 291.45	5.00%
4 yd., 4 X week	\$ 369.80	\$ 388.29	5.00%
4 yd., 5 X week	\$ 462.62	\$ 485.75	5.00%
4 yd., 6 X week	\$ 555.14	\$ 582.90	5.00%
4 yd., 7 X week	\$ 647.66	\$ 680.04	5.00%
6 yd., 1 X week	\$ 99.77	\$ 104.76	5.00%
6 yd., 2 X week	\$ 199.54	\$ 209.52	5.00%
6 yd., 3 X week	\$ 299.31	\$ 314.28	5.00%
6 yd., 4 X week	\$ 399.05	\$ 419.00	5.00%
6 yd., 5 X week	\$ 498.83	\$ 523.77	5.00%
6 yd., 6 X week	\$ 598.59	\$ 628.52	5.00%
6 yd., 7 X week	\$ 698.37	\$ 733.29	5.00%



PROPOSED COMMERCIAL BIN RATES  
TURLOCK SCAVENGER - FRANCHISE AREA #4

Service	Approved Rates ('17-'18)	Proposed Base Rates ('18-'19)	Net Change (Current vs. Proposed)
1 yd., 1 X week	\$ 62.10	\$ 60.25	-2.98%
1 yd., 2 X week	\$ 124.21	\$ 120.51	-2.98%
1 yd., 3 X week	\$ 186.31	\$ 180.76	-2.98%
1 yd., 4 X week	\$ 248.40	\$ 241.00	-2.98%
1 yd., 5 X week	\$ 310.51	\$ 301.26	-2.98%
1 yd., 6 X week	\$ 372.61	\$ 361.51	-2.98%
1 yd., 7 X week	\$ 434.70	\$ 421.75	-2.98%
1.5 yd., 1 X week	\$ 81.25	\$ 78.83	-2.98%
1.5 yd., 2 X week	\$ 162.47	\$ 157.63	-2.98%
1.5 yd., 3 X week	\$ 243.75	\$ 236.49	-2.98%
1.5 yd., 4 X week	\$ 324.99	\$ 315.31	-2.98%
1.5 yd., 5 X week	\$ 406.22	\$ 394.11	-2.98%
1.5 yd., 6 X week	\$ 487.47	\$ 472.94	-2.98%
1.5 yd., 7 X week	\$ 568.72	\$ 551.77	-2.98%
2 yd., 1 X week	\$ 83.28	\$ 80.80	-2.98%
2 yd., 2 X week	\$ 166.52	\$ 161.56	-2.98%
2 yd., 3 X week	\$ 249.81	\$ 242.37	-2.98%
2 yd., 4 X week	\$ 333.06	\$ 323.11	-2.98%
2 yd., 5 X week	\$ 416.34	\$ 403.93	-2.98%
2 yd., 6 X week	\$ 499.59	\$ 484.70	-2.98%
2 yd., 7 X week	\$ 582.87	\$ 565.50	-2.98%
3 yd., 1 X week	\$ 88.33	\$ 85.70	-2.98%
3 yd., 2 X week	\$ 176.65	\$ 171.39	-2.98%
3 yd., 3 X week	\$ 264.97	\$ 257.07	-2.98%
3 yd., 4 X week	\$ 353.28	\$ 342.75	-2.98%
3 yd., 5 X week	\$ 441.60	\$ 428.44	-2.98%
3 yd., 6 X week	\$ 529.92	\$ 514.13	-2.98%
3 yd., 7 X week	\$ 618.23	\$ 599.81	-2.98%
4 yd., 1 X week	\$ 106.66	\$ 103.48	-2.98%
4 yd., 2 X week	\$ 213.31	\$ 206.95	-2.98%
4 yd., 3 X week	\$ 319.98	\$ 310.44	-2.98%
4 yd., 4 X week	\$ 426.65	\$ 413.69	-2.98%
4 yd., 5 X week	\$ 533.32	\$ 517.43	-2.98%
4 yd., 6 X week	\$ 639.97	\$ 620.90	-2.98%
4 yd., 7 X week	\$ 746.64	\$ 724.39	-2.98%
6 yd., 1 X week	\$ 137.07	\$ 132.99	-2.98%
6 yd., 2 X week	\$ 274.12	\$ 265.95	-2.98%
6 yd., 3 X week	\$ 411.19	\$ 398.94	-2.98%
6 yd., 4 X week	\$ 548.25	\$ 531.91	-2.98%
6 yd., 5 X week	\$ 685.31	\$ 664.89	-2.98%
6 yd., 6 X week	\$ 822.38	\$ 797.87	-2.98%
6 yd., 7 X week	\$ 959.45	\$ 930.86	-2.98%

**PROPOSED MAXIMUM DROP-BOX HAUL CHARGES**

**BERTOLOTTI DISPOSAL - FRANCHISE AREA #1**

Service	Approved Rates ('17-'18)	Proposed Base Rates ('18-'19)	Net Change (Current vs. Proposed)
10 - 19 yrd.	\$ 159.64	\$ 164.25	2.89%
20 - 29 yrd.	\$ 210.68	\$ 216.77	2.89%
30 yrd. & up	\$ 249.77	\$ 256.99	2.89%

**GILTON SOLID WASTE MANAGEMENT - FRANCHISE AREA #2**

Service	Approved Rates ('17-'18)	Proposed Base Rates ('18-'19)	Net Change (Current vs. Proposed)
10 - 19 yrd.	\$ 163.38	\$ 164.15	0.47%
20 - 29 yrd.	\$ 213.89	\$ 214.90	0.47%
30 yrd. & up	\$ 253.66	\$ 254.85	0.47%

**TURLOCK SCAVENGER - FRANCHISE AREA #3**

Service	Approved Rates ('17-'18)	Proposed Base Rates ('18-'19)	Net Change (Current vs. Proposed)
10 - 19 yrd.	\$ 199.06	\$ 209.01	5.00%
20 - 29 yrd.	\$ 199.06	\$ 209.01	5.00%
30 yrd. & up	\$ 199.06	\$ 209.01	5.00%

**TURLOCK SCAVENGER - FRANCHISE AREA #4**

Service	Approved Rates ('17-'18)	Proposed Base Rates ('18-'19)	Net Change (Current vs. Proposed)
10 - 19 yrd.	\$ 149.76	\$ 145.30	-2.98%
20 - 29 yrd.	\$ 196.83	\$ 190.96	-2.98%
30 yrd. & up	\$ 233.20	\$ 226.25	-2.98%

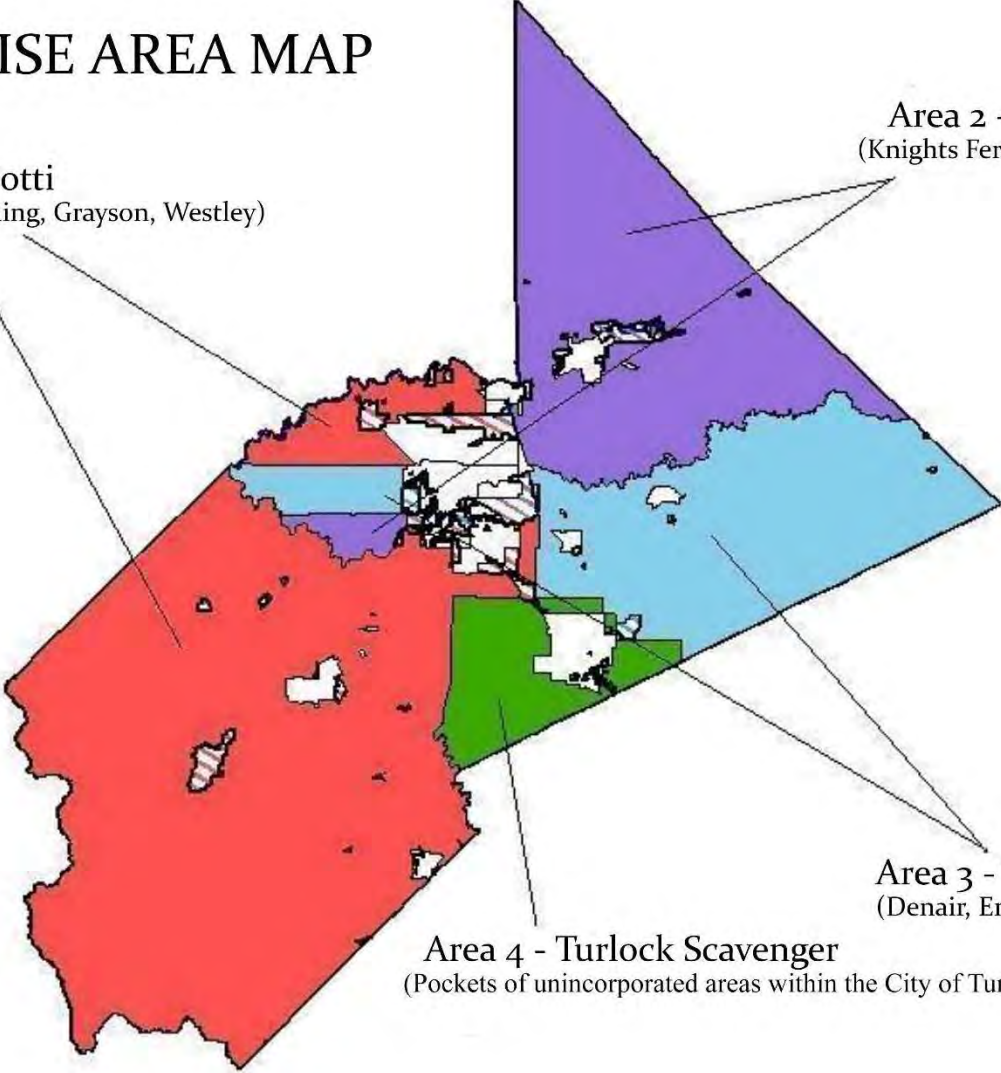
SPECIAL SERVICES - RESIDENTIAL "SPECIALS" & COMMERCIAL BINS

Service	Approved Rates ('17-'18)	Proposed Base Rates ('18-'19)	Net Change (Current vs. Proposed)
3 yrd. Bin	\$83.10	\$87.26	5.00%
4 yrd. Bin	\$90.66	\$95.19	5.00%
6 yrd. Bin	\$98.21	\$103.12	5.00%

# FRANCHISE AREA MAP

**Area 1 - Bertolotti**  
(Salida, Keyes, Crows Landing, Grayson, Westley)

**Area 2 - Gilton**  
(Knights Ferry, Valley Home)



**Area 3 - Turlock Scavenger**  
(Denair, Empire, Hickman, La Grange)

**Area 4 - Turlock Scavenger**  
(Pockets of unincorporated areas within the City of Turlock)

**STANSILAUS COUNTY  
NOTICE OF PUBLIC HEARING**

**NOTICE IS HEREBY GIVEN** that on June 26, 2018, at the hour of 9:00 a.m., or as soon thereafter as the matter may be heard, the Stanislaus County Board of Supervisors will conduct a public hearing in the basement Chambers, Lower Level, 1010 Tenth Street, Modesto, CA, to consider adjustments for the Stanislaus County Franchise Garbage Companies: Bertolotti Disposal, Gilton Solid Waste Management and Turlock Scavenger. These rate adjustments are applicable to properties in the unincorporated areas only, and do not apply to properties within any of the incorporated cities. A recommendation will be made that these adjustments be effective July 1, 2018, pursuant to the following:

**RESIDENTIAL RATES**

**Bertolotti Disposal**

1 can - \$17.38	2 cans - \$25.32
Add'l can - \$12.66	60 gal - \$17.38
90 gal - \$25.32	Add'l 90 gal - \$15.45

**Gilton Solid Waste Management**

1 can - \$12.33	2 cans - \$21.33
Add'l can - \$10.66	60 gal - \$16.63
90 gal - \$21.33	Add'l 90 gal - \$13.00

**Turlock Scavenger (Area #3)**

1 can - \$15.29	2 cans - \$23.52
Add'l can - \$10.86	60 gal - \$15.29
90 gal - \$23.52	Add'l 90 gal - \$15.29

**Turlock Scavenger (Area #4)**

1 can - \$16.40	2 cans - \$23.46
Add'l can - \$11.73	60 gal - \$16.40
90 gal - \$23.46	Add'l 90 gal - \$14.30

**COMMERCIAL RATES**

**Bertolotti Disposal**

1 cu. yd - \$62.42	1.5 cu. yd - \$78.79
2 cu. yd - \$92.04	3 cu. yd - \$108.10
4 cu. yd - \$134.01	6 cu. yd - \$185.83

**Gilton Solid Waste Management**

1 cu. yd - \$71.15	1.5 cu. yd - \$80.76
2 cu. yd - \$88.35	3 cu. yd - \$92.89
4 cu. yd - \$102.63	6 cu. yd - \$124.09

**Turlock Scavenger (Area #3)**

1 cu. yd - \$58.35	1.5 cu. yd - n/a
2 cu. yd - \$74.81	3 cu. yd - \$84.25
4 cu. yd - \$92.52	6 cu. yd - \$99.77

**Turlock Scavenger (Area #4)**

1 cu. yd - \$62.10	1.5 cu. yd - \$81.25
2 cu. yd - \$83.28	3 cu. yd - \$88.33
4 cu. yd - \$106.66	6 cu. yd - \$137.07

**DROP BOX HAUL CHARGES**

**Bertolotti Disposal**

10 - 19 yrd.	\$159.64
20 - 29 yrd.	\$210.68
30 yrd. & up	\$249.77

**Gilton Solid Waste**

10 - 19 yrd.	\$163.38
20 - 29 yrd.	\$213.89
30 yrd. & up	\$253.66

**Turlock Scavenger (Area #3)**

10 - 19 yrd.     \$199.06  
20 - 29 yrd.     \$199.06  
30 yrd. & up     \$199.06

**Turlock Scavenger (Area #4)**

10 - 19 yrd.     \$149.76  
20 - 29 yrd.     \$196.83  
30 yrd. & up     \$233.20

**SPECIAL SERVICES – Residential “Specials” & Commercial Bins  
(For Franchise Area #3 Only)**


3 yrd. Bin             \$83.10  
4 yrd. Bin             \$90.66  
6 yrd. Bin             \$98.21

**AT THE ABOVE NOTICED TIME AND PLACE**, interested persons will be given an opportunity to be heard. Material submitted to the Board of Supervisors or the Department of Environmental Resources for consideration (i.e., petitions, etc.), will be retained by the County. If a challenge to the above process is made in court, persons may be limited to raising only those issues they or someone else raised at the public hearing described in this notice, or in written correspondence delivered to the Board or the Department of Environmental Resources. For further information, call (209) 525-6700.

BY ORDER OF THE BOARD OF SUPERVISORS

DATED:            MAY 22, 2018

ATTEST:          ELIZABETH A. KING, Clerk  
                         of the Board of Supervisors  
                         of the County of Stanislaus,  
                         State of California

By:   
                         Pam Villarreal, Assistant Clerk of the Board