



STANISLAUS COUNTY
OFFICE OF SUPERVISORS

Tom Changnon, Superintendent

1400 H-Street • Modesto, CA 95354 • (209) 238-1700 • FAX (209) 238-4201

January 18, 2017

Clerk of the County
Board of Supervisors
1010 10th Street, Suite #6500
Modesto, CA 95354

Re: Hughson Unified School District
Certification of General Obligation Bond Election

Attn: Clerk of the County

Enclosed is approved Resolution 16/17:17 and all the proceedings from the Hughson Unified School District Board of Trustees in regards to the General Obligation Bond Election held on November 8, 2016.

Please call Cindy Whiteman, Chief Business Officer at Hughson Unified School District at (209) 883-4428, extension 3, with any questions on the attached.

Sincerely,

A handwritten signature in black ink that reads 'Tom Changnon'.

Tom Changnon
Superintendent

HUGHSON UNIFIED SCHOOL DISTRICT

RESOLUTION NO. 16/17:17

CERTIFYING TO THE BOARD OF SUPERVISORS OF STANISLAUS COUNTY
ALL PROCEEDINGS IN THE NOVEMBER 8, 2016
GENERAL OBLIGATION BOND ELECTION

WHEREAS, the Board of Trustees of the Hughson Unified School District (the "District") of Stanislaus County (the "County"), State of California, adopted resolutions (the "Resolution") ordering an election for general obligation bonds (the "Bond Election") to be held on November 8, 2016; and

WHEREAS, the Resolution was duly delivered to the Registrar of Voters for the County; and

WHEREAS, the Resolution was duly delivered to the Clerk of the Board of Supervisors of the County; and

WHEREAS, notice of the Bond Election was duly given; and

WHEREAS, on November 8, 2016, the Bond Elections were duly held and conducted for the purpose of voting on the proposition of issuing bonds of the District, on behalf of the Hughson Unified School District School Facilities Improvement District No. 1, in the amount of \$3.2 million, known as Measure Q, and bonds of the District in the amount of \$2.2 million, known as Measure R (together, the "Bond Measures"); and

WHEREAS, the Board of Trustees of the District has received the Canvasses and Statements of results of the elections from the County ("Certificate of Election Results"); and

WHEREAS, it appears from the Certificates of Election Results that more than 55% of the votes cast on the propositions were in favor of issuing the aforementioned bonds.

NOW, THEREFORE, THE BOARD OF TRUSTEES OF THE HUGHSON UNIFIED SCHOOL DISTRICT DOES HEREBY FIND, DETERMINE AND CERTIFY AS FOLLOWS:

Section 1. Entry Upon Minutes. That entry be made upon the minutes of this meeting that the Bond Measures have each been approved by more than 55% of the votes cast at the Bond Election.

Section 2. Certification to County Board. That it is hereby certified to the Board of Supervisors of Stanislaus County that all proceedings of the District in connection with the November 8, 2016 Bond Elections have been accomplished according to law.

Section 3. Delivery of This Resolution. That the Clerk of the Board is hereby requested to deliver a copy of this Resolution to the County Superintendent of Schools with a request that, pursuant to Education Code Section 15274, the County Superintendent deliver a copy of this Resolution and Certificates of Election Results attached hereto as Exhibit A to the Clerk of the Board Supervisors of the County.

EXHIBIT A
COUNTY CERTIFICATIONS OF ELECTION RESULTS



STATEMENT OF THE VOTE
FOR
STANISLAUS COUNTY
STATE OF CALIFORNIA

-CAST AT THE-

PRESIDENTIAL GENERAL ELECTION

-HELD-


TUESDAY, NOVEMBER 8, 2016

STATE OF CALIFORNIA
COUNTY OF STANISLAUS

} ss.

I, LEE LUNDRIGAN, County Clerk Recorder & Registrar of Voters, of the above named county, in accordance with the provisions of Section 15301 of the California Elections Code, do hereby certify that the within is a true and correct statement of result of the votes cast in this county at the Presidential General Election as determined by the official canvass of the returns of said election.

Witness my hand and seal, this 5th day of December 2016.



Lee Lundrigan
County Clerk Recorder & Registrar of Voters
County of Stanislaus
State of California

FILED
Secretary of State
State of California
DEC 05 2016





**OFFICE OF COUNTY CLERK-RECORDER
& REGISTRAR OF VOTERS
ELECTIONS DIVISION**

LEE LUNDRIGAN
*Clerk-Recorder, Registrar of Voters &
Commissioner of Civil Marriage*

*Elections: 1021 "I" Street, Suite 101, Modesto, CA 95354
Telephone: 209.525.5200
Facsimile: 209.525.5802*

**CERTIFICATION OF
COUNTY CLERK RECORDER
& REGISTRAR OF VOTERS
OF THE RESULTS OF THE CANVASS OF THE
NOVEMBER 8, 2016 PRESIDENTIAL GENERAL ELECTION**

STATE OF CALIFORNIA }
COUNTY OF STANISLAUS } ss.

I, LEE LUNDRIGAN, County Clerk Recorder & Registrar of Voters of said county, do hereby certify that, in pursuance to the provisions of Elections Code Section 15300, et seq., I did canvass the results of the votes cast in the Presidential General Election held in said County on November 8, 2016, for measures and contests that were submitted to the vote of the voters, and that the Statement of Votes Cast to which this certificate is attached, is full, true and correct.

I hereby set my hand and official seal this 5th day of December 2016 at the County of Stanislaus.



Lee Lundrigan
County Clerk Recorder & Registrar of Voters
County of Stanislaus
State of California

FILED
Secretary of State
State of California
DEC 05 2016



**OFFICE OF COUNTY CLERK-RECORDER
& REGISTRAR OF VOTERS
ELECTIONS DIVISION**

LEE LUNDRIGAN
*Clerk-Recorder, Registrar of Voters &
Commissioner of Civil Marriage*


*Elections: 1021 "I" Street, Suite 101, Modesto, CA 95354
Telephone: 209.525.5200
Facsimile: 209.525.5802*

**HELP AMERICA VOTE ACT OF 2002
CERTIFICATION OF ELECTIONS OFFICIAL**

STATE OF CALIFORNIA }
COUNTY OF STANISLAUS } ss.

Pursuant to the statewide voter registration list requirements set forth in the Help America Vote Act of 2002 (HAVA) (Pub. L. No. 107-252 (2002) 116 Stat. 1666, 42 U.S.C. § 15483), I, Lee Lundrigan, County Clerk Recorder & Registrar of Voters for the County of Stanislaus, State of California, hereby certify that I complied with all provisions of Chapter 2 of Division 7 of Title 2 of the California Code of Regulations for the Presidential General Election held on the 8th day of November 2016, in the County of Stanislaus, State of California, and all elections consolidated therewith.

I hereby set my hand and official seal this 5th day of December 2016 in the County of Stanislaus.



Lee Lundrigan
County Clerk Recorder & Registrar of Voters
County of Stanislaus
State of California

FILED
Secretary of State
State of California

DEC 05 2016

INDEX

SUMMARY REPORT	001
CERTIFIED WRITE-IN CANDIDATES	W1
1% POST ELECTION MANUAL TALLY REPORT	W2
SAN JOAQUIN COUNTY VOTE TALLY FOR YOSEMITE COMMUNITY COLLEGE DIST. AREA 5	011
MERCED COUNTY VOTE TALLY FOR YOSEMITE COMMUNITY COLLEGE DISTRICT AREA 3	012
MERCED COUNTY VOTE TALLY FOR MEASURE N.....	013
MERCED COUNTY VOTE TALLY FOR MEASURE O.....	013
UNITED STATES PRESIDENT / VICE PRESIDENT.....	1
UNITED STATES SENATE	10
UNITED STATES REPRESENTATIVE, 10 TH DISTRICT	10
STATE SENATE, 5 TH DISTRICT	19
STATE ASSEMBLY, 12 TH DISTRICT	24
STATE ASSEMBLY, 21 ST DISTRICT	30
YOSEMITE COMMUNITY COLLEGE DISTRICT – TRUSTEE AREA 3.....	35
YOSEMITE COMMUNITY COLLEGE DISTRICT – TRUSTEE AREA 5.....	38
YOSEMITE COMMUNITY COLLEGE DISTRICT – TRUSTEE AREA 6.....	41
YOSEMITE COMMUNITY COLLEGE DISTRICT – TRUSTEE AREA 7.....	44
CITY OF NEWMAN – MAYOR.....	47
CITY OF NEWMAN – MEMBER, CITY COUNCIL.....	47
CITY OF NEWMAN – CITY TREASURER.....	49
CITY OF PATTERSON – MAYOR	51
CITY OF PATTERSON – MEMBER, CITY COUNCIL, DISTRICT A.....	53
CITY OF PATTERSON – MEMBER, CITY COUNCIL, DISTRICT C.....	55
CITY OF RIVERBANK – MEMBER, CITY COUNCIL, DISTRICT 2.....	57
CITY OF TURLOCK – MEMBER, CITY COUNCIL, DISTRICT 2.....	59
CITY OF TURLOCK – MEMBER, CITY COUNCIL, DISTRICT 4.....	61
CITY OF TURLOCK – CITY TREASURER.....	63
CITY OF WATERFORD – MAYOR.....	65
CITY OF WATERFORD – MEMBER, CITY COUNCIL.....	65
STATE PROPOSTION 51.....	67
STATE PROPOSTION 52.....	67
STATE PROPOSTION 53.....	76

STATE PROPOSTION 54.....	76
STATE PROPOSTION 55.....	85
STATE PROPOSTION 56.....	85
STATE PROPOSTION 57.....	94
STATE PROPOSTION 58.....	94
STATE PROPOSTION 59.....	103
STATE PROPOSTION 60.....	103
STATE PROPOSTION 61.....	112
STATE PROPOSTION 62.....	112.
STATE PROPOSTION 63.....	121
STATE PROPOSTION 64.....	121
STATE PROPOSTION 65.....	130
STATE PROPOSTION 66.....	130
STATE PROPOSTION 67.....	139
MEASURE K – WATERFORD UNIFIED SCHOOL DISTRICT.....	148
MEASURE N – TURLOCK UNIFIED SCHOOL DISTRICT SFID No. 1.....	150
MEASURE O – TURLOCK UNIFIED SCHOOL DISTRICT.....	152
MEASURE P – NEWMAN-CROWS LANDING UNIFIED SCHOOL DISTRICT.....	155
MEASURE Q – HUGHSON UNIFIED SCHOOL DISTRICT SFID No. 1.....	157
MEASURE R – HUGHSON UNIFIED SCHOOL DISTRICT.....	159
MEASURE L – STANISLAUS COUNCIL OF GOVERNMENTS.....	161
MEASURE M – CITY OF NEWMAN.....	170

SUMMARY REPT-GROUP-DETAIL

STANISLAUS COUNTY, CALIFORNIA
PRESIDENTIAL GENERAL ELECTION
TUESDAY, NOVEMBER 8, 2016

OFFICIAL RESULTS

RUN DATE:12/05/16 11:24 AM

REPORT-EL45A PAGE 001

	TOTAL VOTES	%	ELECTION DAY MAIL	PRECINCT	VOTE BY MAIL
PRECINCTS COUNTED (OF 372)	372	100.00			
REGISTERED VOTERS - TOTAL	241,196				
BALLOTS CAST - TOTAL	176,992		46,524	5,384	125,084
VOTER TURNOUT - TOTAL		73.38			
President and Vice President					
Vote for 1					
(WITH 372 OF 372 PRECINCTS COUNTED)					
HILLARY CLINTON (DEM)	81,647	46.81	21,329	2,152	58,166
DONALD J. TRUMP (REP)	78,494	45.01	21,146	2,764	54,584
GARY JOHNSON (LIB)	6,662	3.82	1,700	188	4,774
WRITE-IN	4,055	2.33	963	102	2,990
JILL STEIN (GRN)	2,562	1.47	693	54	1,815
GLORIA ESTELA LA RIVA (PF)	986	.57	231	23	732
Total	174,406		46,062	5,283	123,061
Over Votes	266		44	14	208
Under Votes	2,320		418	87	1,815
United States Senator					
Vote for 1					
(WITH 372 OF 372 PRECINCTS COUNTED)					
KAMALA D. HARRIS (DEM)	80,502	56.80	19,778	2,296	58,428
LORETTA L. SANCHEZ (DEM)	61,219	43.20	17,510	1,892	41,817
Total	141,721		37,288	4,188	100,245
Over Votes	204		31	5	168
Under Votes	35,067		9,205	1,191	24,671
United States Representative, District 10					
Vote for 1					
(WITH 372 OF 372 PRECINCTS COUNTED)					
JEFF DENHAM (REP)	89,539	52.07	24,056	3,056	62,427
MICHAEL EGGMAN (DEM)	82,428	47.93	21,059	2,218	59,151
Total	171,967		45,115	5,274	121,578
Over Votes	35		8	0	27
Under Votes	4,990		1,401	110	3,479
State Senator, District 5					
Vote for 1					
(WITH 144 OF 144 PRECINCTS COUNTED)					
CATHLEEN GALGIANI (DEM)	43,820	54.36	11,141	680	31,999
ALAN NAKANISHI (REP)	36,790	45.64	9,872	550	26,368
Total	80,610		21,013	1,230	58,367
Over Votes	11		4	0	7
Under Votes	5,372		1,579	69	3,724
Member of the State Assembly, District 12					
Vote for 1					
(WITH 207 OF 207 PRECINCTS COUNTED)					
HEATH FLORA (REP)	55,489	54.72	14,481	960	40,048
KEN VOGEL (REP)	45,911	45.28	12,531	980	32,400
Total	101,400		27,012	1,940	72,448
Over Votes	39		10	1	28
Under Votes	16,209		4,264	241	11,704

Presidential General Election
November 8, 2016
Report # FINAL OFFICIAL

SUMMARY REPT-GROUP DETAIL

STANISLAUS COUNTY, CALIFORNIA
PRESIDENTIAL GENERAL ELECTION
TUESDAY, NOVEMBER 8, 2016

OFFICIAL RESULTS

RUN DATE:12/05/16 11:24 AM

REPORT-EL45A PAGE 002

TOTAL VOTES % ELECTION DAY MAIL PRECINCT VOTE BY MAIL

Member of the State Assembly, District 21

Vote for 1

(WITH 165 OF 165 PRECINCTS COUNTED)

ADAM GRAY (DEM)	37,170	66.79	9,246	1,820	26,104
GREG OPINSKI (REP)	18,482	33.21	5,003	1,200	12,279
Total	55,652		14,249	3,020	38,383
Over Votes	9		1	1	7
Under Votes	3,683		988	181	2,514

Yosemite Community College District - Trustee Area 3

Vote for 1

(WITH 71 OF 71 PRECINCTS COUNTED)

ABE ROJAS	12,489	43.54	3,157	573	8,759
BILL HOLLY	12,025	41.92	3,182	489	8,354
KEVIN SABO	4,079	14.22	1,117	146	2,816
WRITE-IN	91	.32	19	11	61
Total	28,684		7,475	1,219	19,990
Over Votes	32		7	2	23
Under Votes	5,673		1,554	206	3,913

Yosemite Community College District - Trustee Area 5

Vote for 1

(WITH 51 OF 51 PRECINCTS COUNTED)

DARIN GHARAT	12,532	55.82	3,169	341	9,022
LINDA FLORES	9,860	43.92	2,609	264	6,987
WRITE-IN	59	.26	15	2	42
Total	22,451		5,793	607	16,051
Over Votes	10		5	0	5
Under Votes	3,899		1,080	82	2,737

Yosemite Community College District - Trustee Area 6

Vote for 1

(WITH 58 OF 58 PRECINCTS COUNTED)

LESLIE BEGGZ	23,839	80.39	6,124	79	17,636
PATRICK KOLASINSKI	5,698	19.21	1,527	20	4,151
WRITE-IN	119	.40	30	0	89
Total	29,656		7,681	99	21,876
Over Votes	14		0	0	14
Under Votes	6,432		1,724	16	4,692

Yosemite Community College District - Trustee Area 7

Vote for 1

(WITH 68 OF 68 PRECINCTS COUNTED)

JON RODRIGUEZ	10,352	51.63	2,902	562	6,888
TOM HALLINAN	9,616	47.96	2,182	522	6,912
WRITE-IN	84	.42	19	2	63
Total	20,052		5,103	1,086	13,863
Over Votes	26		5	2	19
Under Votes	3,243		870	202	2,171

SUMMARY REPT-GROUP DETAIL

STANISLAUS COUNTY, CALIFORNIA
PRESIDENTIAL GENERAL ELECTION
TUESDAY, NOVEMBER 8, 2016

OFFICIAL RESULTS

RUN DATE:12/05/16 11:24 AM

REPORT-EL45A PAGE 003

TOTAL VOTES * ELECTION DAY MAIL PRECINCT VOTE BY MAIL

City of Newman, Mayor

Vote for 1

(WITH 7 OF 7 PRECINCTS COUNTED)

BOB MARTINA.	2,508	96.13	837	0	1,671
WRITE-IN.	101	3.87	32	0	69
Total	2,609		869	0	1,740
Over Votes	0		0	0	0
Under Votes	436		146	0	290

City of Newman, Member, City Council

Vote for 2

(WITH 7 OF 7 PRECINCTS COUNTED)

MURRAY DAY	1,816	49.71	580	0	1,236
LAROY McDONALD.	1,765	48.32	586	0	1,179
WRITE-IN.	72	1.97	20	0	52
Total	3,653		1,186	0	2,467
Over Votes	2		0	0	2
Under Votes	2,435		844	0	1,591

City of Newman, Treasurer

Vote for 1

(WITH 7 OF 7 PRECINCTS COUNTED)

MARY M. MOORE	2,388	98.68	790	0	1,598
WRITE-IN.	32	1.32	5	0	27
Total	2,420		795	0	1,625
Over Votes	0		0	0	0
Under Votes	625		220	0	405

City of Patterson, Mayor

Vote for 1

(WITH 12 OF 12 PRECINCTS COUNTED)

DEBORAH NOVELLI	4,227	73.45	1,183	0	3,044
TROY MCCOMAK	1,398	24.29	426	0	972
WRITE-IN.	130	2.26	55	0	75
Total	5,755		1,664	0	4,091
Over Votes	2		1	0	1
Under Votes	507		145	1	361

City of Patterson, Member, City Council - District A

Vote for 1

(WITH 2 OF 2 PRECINCTS COUNTED)

JOSHUA NARANJO.	952	61.94	268	0	684
CHINYERE "CHI CHI" JACK.	570	37.09	182	0	388
WRITE-IN.	15	.98	2	0	13
Total	1,537		452	0	1,085
Over Votes	1		0	0	1
Under Votes	154		43	0	111

SUMMARY REPT-GROUP DETAIL

STANISLAUS COUNTY, CALIFORNIA
PRESIDENTIAL GENERAL ELECTION
TUESDAY, NOVEMBER 8, 2016

OFFICIAL RESULTS

RUN DATE:12/05/16 11:24 AM

REPORT-EL45A PAGE 004

TOTAL VOTES % ELECTION DAY MAIL PRECINCT VOTE BY MAIL

City of Patterson, Member, City Council - District C
Vote for 1

(WITH 5 OF 5 PRECINCTS COUNTED)

DOMINIC A. FARINHA	1,087	95.02	292	0	795
WRITE-IN.	57	4.98	16	0	41
Total	1,144		308	0	836
Over Votes	0		0	0	0
Under Votes	366		121	0	245

City of Riverbank, Member, City Council - District 2
Vote for 1

(WITH 2 OF 2 PRECINCTS COUNTED)

CINDY FOSI	993	68.44	286	0	707
ANTHONY D. MCKINNEY	447	30.81	131	0	316
WRITE-IN.	11	.76	2	0	9
Total	1,451		419	0	1,032
Over Votes	0		0	0	0
Under Votes	242		59	0	183

City of Turlock, Member, City Council - District 2
Vote for 1

(WITH 10 OF 10 PRECINCTS COUNTED)

GIL ESQUER	2,201	63.72	630	35	1,536
JAI ME FRANCO	1,234	35.73	373	24	837
WRITE-IN.	19	.55	5	2	12
Total	3,454		1,008	61	2,385
Over Votes	0		0	0	0
Under Votes	422		107	14	301

City of Turlock, Member, City Council - District 4
Vote for 1

(WITH 10 OF 10 PRECINCTS COUNTED)

AMY BUBLAK	2,783	47.65	810	0	1,973
STEVEN NASCIMENTO.	2,750	47.09	764	0	1,986
DONALD BABADALIR	297	5.09	76	0	221
WRITE-IN.	10	.17	3	0	7
Total	5,840		1,653	0	4,187
Over Votes	5		3	0	2
Under Votes	548		125	0	423

City of Turlock, Treasurer
Vote for 1

(WITH 41 OF 41 PRECINCTS COUNTED)

DIANA LEWIS.	11,778	57.32	3,067	110	8,601
ALEX PAUL KIEHL	8,685	42.26	2,413	74	6,198
WRITE-IN.	86	.42	22	1	63
Total	20,549		5,502	185	14,862
Over Votes	8		2	0	6
Under Votes	4,231		1,216	30	2,985

SUMMARY REPT-GROUP DETAIL

STANISLAUS COUNTY, CALIFORNIA
PRESIDENTIAL GENERAL ELECTION
TUESDAY, NOVEMBER 8, 2016

OFFICIAL RESULTS

RUN DATE:12/05/16 11:24 AM

REPORT-EL45A PAGE 005

	TOTAL VOTES	%	ELECTION DAY	MAIL PRECINCT	VOTE BY MAIL
City of Waterford, Mayor					
Vote for 1					
(WITH 4 OF 4 PRECINCTS COUNTED)					
MIKE VAN WINKLE	2,078	95.58	691	0	1,387
WRITE-IN.	96	4.42	30	0	66
Total	2,174		721	0	1,453
Over Votes	0		0	0	0
Under Votes	483		159	0	324
City of Waterford, Member, City Council					
Vote for 2					
(WITH 4 OF 4 PRECINCTS COUNTED)					
JOSE M. ALDACO.	1,440	40.38	499	0	941
THOMAS POWELL	1,424	39.93	434	0	990
ZINA STRAIT.	678	19.01	192	0	486
WRITE-IN.	24	.67	6	0	18
Total	3,566		1,131	0	2,435
Over Votes	0		0	0	0
Under Votes	1,748		629	0	1,119
Proposition 51					
Vote for 1					
(WITH 372 OF 372 PRECINCTS COUNTED)					
Yes	98,616	58.29	25,854	2,654	70,108
No.	70,571	41.71	18,681	2,531	49,359
Total	169,187		44,535	5,185	119,467
Over Votes	12		6	0	6
Under Votes	7,793		1,983	199	5,611
Proposition 52					
Vote for 1					
(WITH 372 OF 372 PRECINCTS COUNTED)					
Yes	111,633	66.55	27,481	3,333	80,819
No.	56,120	33.45	16,502	1,803	37,815
Total	167,753		43,983	5,136	118,634
Over Votes	18		8	1	9
Under Votes	9,221		2,533	247	6,441
Proposition 53					
Vote for 1					
(WITH 372 OF 372 PRECINCTS COUNTED)					
Yes	96,419	58.58	24,498	2,991	68,930
No.	68,172	41.42	18,610	2,078	47,484
Total	164,591		43,108	5,069	116,414
Over Votes	38		21	1	16
Under Votes	12,363		3,395	314	8,654
Proposition 54					
Vote for 1					
(WITH 372 OF 372 PRECINCTS COUNTED)					
Yes	111,850	67.49	28,990	3,501	79,359
No.	53,877	32.51	14,383	1,583	37,911
Total	165,727		43,373	5,084	117,270
Over Votes	15		5	0	10

(CONTINUED NEXT PAGE)

SUMMARY REPT-GROUP DETAIL

STANISLAUS COUNTY, CALIFORNIA
PRESIDENTIAL GENERAL ELECTION
TUESDAY, NOVEMBER 8, 2016

OFFICIAL RESULTS

RUN DATE:12/05/16 11:24 AM

REPORT-EL45A PAGE 006

	TOTAL VOTES	%	ELECTION DAY MAIL	PRECINCT	VOTE BY MAIL
Under Votes	11,250		3,146	300	7,804
Proposition 55					
Vote for 1					
(WITH 372 OF 372 PRECINCTS COUNTED)					
Yes	101,693	60.24	26,061	2,731	72,901
No.	67,115	39.76	18,139	2,446	46,530
Total	168,808		44,200	5,177	119,431
Over Votes	27		15	1	11
Under Votes	8,157		2,309	206	5,642
Proposition 56					
Vote for 1					
(WITH 372 OF 372 PRECINCTS COUNTED)					
Yes	95,069	55.12	24,862	2,642	67,565
No.	77,393	44.88	20,468	2,626	54,299
Total	172,462		45,330	5,268	121,864
Over Votes	22		8	0	14
Under Votes	4,508		1,186	116	3,206
Proposition 57					
Vote for 1					
(WITH 372 OF 372 PRECINCTS COUNTED)					
Yes	92,762	54.84	23,603	2,700	66,459
No.	76,376	45.16	20,773	2,470	53,133
Total	169,138		44,376	5,170	119,592
Over Votes	27		14	2	11
Under Votes	7,827		2,134	212	5,481
Proposition 58					
Vote for 1					
(WITH 372 OF 372 PRECINCTS COUNTED)					
Yes	113,666	67.31	29,716	3,291	80,659
No.	55,202	32.69	14,565	1,875	38,762
Total	168,868		44,281	5,166	119,421
Over Votes	18		11	0	7
Under Votes	8,106		2,232	218	5,656
Proposition 59					
Vote for 1					
(WITH 372 OF 372 PRECINCTS COUNTED)					
No.	91,540	56.95	24,394	2,983	64,163
Yes	69,194	43.05	17,575	1,960	49,659
Total	160,734		41,969	4,943	113,822
Over Votes	26		17	0	9
Under Votes	16,232		4,538	441	11,253
Proposition 60					
Vote for 1					
(WITH 372 OF 372 PRECINCTS COUNTED)					
No.	86,551	52.54	23,390	2,668	60,493
Yes	78,170	47.46	19,800	2,353	56,017
Total	164,721		43,190	5,021	116,510
Over Votes	31		14	1	16

(CONTINUED NEXT PAGE)

SUMMARY REPT-GROUP DETAIL

STANISLAUS COUNTY, CALIFORNIA
PRESIDENTIAL GENERAL ELECTION
TUESDAY, NOVEMBER 8, 2016

OFFICIAL RESULTS

RUN DATE:12/05/16 11:24 AM

REPORT-EL45A PAGE 007

	TOTAL VOTES	%	ELECTION DAY MAIL	PRECINCT	VOTE BY MAIL
Under Votes	12,240		3,320	362	8,558
Proposition 61					
Vote for 1					
(WITH 372 OF 372 PRECINCTS COUNTED)					
No.	101,610	60.64	26,785	3,314	71,511
Yes	65,949	39.36	17,197	1,802	46,950
Total	167,559		43,982	5,116	118,461
Over Votes	21		12	0	9
Under Votes	9,412		2,530	258	6,514
Proposition 62					
Vote for 1					
(WITH 372 OF 372 PRECINCTS COUNTED)					
No.	112,520	66.85	29,436	3,614	79,470
Yes	55,797	33.15	14,754	1,530	39,513
Total	168,317		44,190	5,144	118,983
Over Votes	37		15	1	21
Under Votes	8,638		2,319	239	6,080
Proposition 63					
Vote for 1					
(WITH 372 OF 372 PRECINCTS COUNTED)					
No.	89,141	52.55	24,280	3,152	61,709
Yes	80,504	47.45	20,183	2,043	58,278
Total	169,645		44,463	5,195	119,987
Over Votes	21		9	0	12
Under Votes	7,326		2,052	189	5,085
Proposition 64					
Vote for 1					
(WITH 372 OF 372 PRECINCTS COUNTED)					
Yes	86,389	50.21	22,849	2,351	61,189
No.	85,654	49.79	22,502	2,883	60,269
Total	172,043		45,351	5,234	121,458
Over Votes	21		10	0	11
Under Votes	4,928		1,163	150	3,615
Proposition 65					
Vote for 1					
(WITH 372 OF 372 PRECINCTS COUNTED)					
No.	97,563	58.46	26,564	3,170	67,829
Yes	69,316	41.54	17,091	1,937	50,288
Total	166,879		43,655	5,107	118,117
Over Votes	34		15	1	18
Under Votes	10,079		2,854	276	6,949
Proposition 66					
Vote for 1					
(WITH 372 OF 372 PRECINCTS COUNTED)					
Yes	95,366	58.35	23,764	3,053	68,549
No.	68,058	41.65	19,074	1,967	47,017
Total	163,424		42,838	5,020	115,566
Over Votes	34		24	0	10

(CONTINUED NEXT PAGE)

SUMMARY REPT-GROUP DETAIL

STANISLAUS COUNTY, CALIFORNIA
PRESIDENTIAL GENERAL ELECTION
TUESDAY, NOVEMBER 8, 2016

OFFICIAL RESULTS

RUN DATE:12/05/16 11:24 AM

REPORT-EL45A PAGE 008

	TOTAL VOTES	%	ELECTION DAY MAIL	PRECINCT	VOTE BY MAIL
Under Votes	13,534		3,662	364	9,508
Proposition 67					
Vote for 1					
(WITH 372 OF 372 PRECINCTS COUNTED)					
No.	101,717	60.22	27,028	3,263	71,426
Yes	67,184	39.78	17,145	1,899	48,140
Total	168,901		44,173	5,162	119,566
Over Votes	20		12	0	8
Under Votes	8,071		2,339	222	5,510
Waterford Unified School District					
Measure K					
Vote for 1					
(WITH 6 OF 6 PRECINCTS COUNTED)					
Bonds-Yes	1,960	64.49	634	0	1,326
Bonds-No.	1,079	35.51	346	0	733
Total	3,039		980	0	2,059
Over Votes	1		0	0	1
Under Votes	165		45	0	120
Turlock Unified School District SFID No. 1					
Measure N					
Vote for 1					
(WITH 44 OF 44 PRECINCTS COUNTED)					
Bonds-Yes	15,697	69.30	4,268	234	11,195
Bonds-No.	6,955	30.70	1,885	83	4,987
Total	22,652		6,153	317	16,182
Over Votes	4		3	0	1
Under Votes	1,840		474	27	1,339
Turlock Unified School District					
Measure O					
Vote for 1					
(WITH 57 OF 57 PRECINCTS COUNTED)					
Bonds-Yes	17,115	67.85	4,593	603	11,919
Bonds-No.	8,111	32.15	2,115	362	5,634
Total	25,226		6,708	965	17,553
Over Votes	4		3	0	1
Under Votes	2,066		529	57	1,480
Newman-Crows Landing Unified School District					
Measure P					
Vote for 1					
(WITH 14 OF 14 PRECINCTS COUNTED)					
Bonds-Yes	2,713	70.47	765	308	1,640
Bonds-No.	1,137	29.53	289	179	669
Total	3,850		1,054	487	2,309
Over Votes	0		0	0	0
Under Votes	173		43	32	98

SUMMARY REPT-GROUP DETAIL

STANISLAUS COUNTY, CALIFORNIA
PRESIDENTIAL GENERAL ELECTION
TUESDAY, NOVEMBER 8, 2016

OFFICIAL RESULTS

RUN DATE:12/05/16 11:24 AM

REPORT-EL45A PAGE 009

TOTAL VOTES % ELECTION DAY MAIL PRECINCT VOTE BY MAIL

Hughson Unified School District SFID No. 1
Measure Q
Vote for 1

(WITH 7 OF 7 PRECINCTS COUNTED)

Bonds-Yes	2,352	60.14	635	0	1,717
Bonds-No.	1,559	39.86	416	0	1,143
Total	3,911		1,051	0	2,860
Over Votes	0		0	0	0
Under Votes	236		70	0	166

Hughson Unified School District
Measure R
Vote for 1

(WITH 13 OF 13 PRECINCTS COUNTED)

Bonds-Yes	2,936	60.76	719	328	1,889
Bonds-No.	1,896	39.24	452	242	1,202
Total	4,832		1,171	570	3,091
Over Votes	0		0	0	0
Under Votes	294		83	24	187

Stanislaus County
Measure L
Vote for 1

(WITH 372 OF 372 PRECINCTS COUNTED)

Yes	121,527	71.95	31,117	3,586	86,824
No.	47,372	28.05	13,016	1,603	32,753
Total	168,899		44,133	5,189	119,577
Over Votes	22		13	0	9
Under Votes	8,071		2,378	195	5,498

City of Newman
Measure M
Vote for 1

(WITH 7 OF 7 PRECINCTS COUNTED)

Yes	1,821	61.09	626	0	1,195
No.	1,160	38.91	365	0	795
Total	2,981		991	0	1,990
Over Votes	0		0	0	0
Under Votes	64		24	0	40

PRESIDENTIAL GENERAL ELECTION
TUESDAY, NOVEMBER 8, 2016
STANISLAUS COUNTY

FINAL HAND TALLY

LIST OF CERTIFIED WRITE-IN CANDIDATES
UNITED STATES PRESIDENT / VICE PRESIDENT
TOTAL COUNT

LAURENCE KOTLIKOFF	2
EDWARD LEAMER	
MIKE MATUREN	46
JUAN MUNOZ	
EVAN MCMULLIN	563
NATHAN JOHNSON	
BERNARD "BERNIE" SANDERS	1,184
TULSI GABBARD	
JERRY WHITE	0
NILES NIEMUTH	



**OFFICE OF COUNTY CLERK-RECORDER
& REGISTRAR OF VOTERS
ELECTIONS DIVISION**

LEE LUNDRIGAN
*Clerk-Recorder, Registrar of Voters &
Commissioner of Civil Marriage*

*Elections: 1021 "J" Street, Suite 101, Modesto, CA 95354
Telephone: 209.525.5200
Facsimile: 209.525.5802*

1% Post Election Manual Tally Report
Presidential General Election – November 8, 2016

The Stanislaus County 1% Post Election Manual Tally identified no discrepancies between the machine count and the manual tally. Elections Code 15360(e)


REGISTRAR OF VOTERS
CERTIFICATE OF RESULTS OF THE
YOSEMITE COMMUNITY COLLEGE DISTRICT GENERAL ELECTION
HELD ON TUESDAY, NOVEMBER 8, 2016

I, AUSTIN G. ERDMAN, Registrar of Voters for the County of San Joaquin, State of California, do hereby certify that this office has completed the canvass of the Yosemite Community College District General Election, held on Tuesday, November 8, 2016, and that the following are the results of said election:

YOSEMITE COMMUNITY COLLEGE DISTRICT, GOVERNING BOARD MEMBER
TRUSTEE AREA NO. 5

Number of Positions to be Filled		1
Total Votes	7322	100.00 %
Darin Gharat	4578	62.52 %
Linda Flores	2722	37.18 %
Write-in Votes	22	0.30 %

IN WITNESS WHEREOF, I have hereunto set my hand and official seal this 2nd day of December, 2016.



Austin Erdman

Austin G. Erdman
Registrar of Voters

COMBINED TOTAL OF VOTES CAST IN AND FOR
STANISLAUS COUNTY AND SAN JOAQUIN COUNTY

YOSEMITE COMMUNITY COLLEGE DISTRICT - TRUSTEE AREA 5


Darin Gharat.....	17,110
Linda Flores.....	12,582

**CERTIFICATION OF
COUNTY CLERK/REGISTRAR OF VOTERS
OF THE RESULTS OF THE CANVASS
OF THE NOVEMBER 8, 2016, GENERAL ELECTION**

STATE OF CALIFORNIA }
COUNTY OF MERCED } ss.

I, ~~Barbara J. Levey~~, County Clerk/Registrar of Voters of said county, do hereby certify that, in pursuance to the provisions of Elections Code Section 15300, et seq., I did canvass the results of the votes cast in the **General Election** held in said County on **November 8, 2016**, for measures and contests that were submitted to the vote of the voters, and that the Statement of Votes Cast to which this certificate is attached, is full, true and correct.

I hereby set my hand and official seal this 6th day of December 2016 at the County of Merced.




Registrar of Voters
County of Merced
State of California

**HELP AMERICA VOTE ACT OF 2002
CERTIFICATION OF ELECTIONS OFFICIAL**

STATE OF CALIFORNIA }
COUNTY OF MERCED } ss.

I, Barbara J. Levey, Registrar of Voters for the County of Merced, State of California, hereby certify that I complied with all provisions of Chapter 2 of Division 7 of Title 2 of the California Code of Regulations for the Federal election held on the 8th day of November 2016, in the County of Merced, State of California, and all elections consolidated therewith.

I hereby set my hand and official seal this 6th day of December 2016 at the County of Merced.



Registrar of Voters
County of Merced
State of California

DISTRICT CANVASS

Merced County, California
Presidential General Election
Tuesday, November 8, 2016

PRINTED 12/06/16, 04:01 PM

PAGE 064.065.01

3 PRECINCTS	R V		T P	MEASURE N - TURLOCK UNIFIED SCHOOL		MEASURE O - TURLOCK UNIFIED SCHOOL	
	E O		U E	DISTRICT 55% VOTE REQUIRED		DISTRICT 55% VOTE REQUIRED	
	G T		R R				
	I E	B C	N C				
	S R	A A	O E	B Y	B N	B Y	B N
	T S	L S	U N	O E	O O	O E	O O
	E	L T	T T	N S	N	N S	N
	R	O	A	D	D	D	D
	E	T	G	S	S	S	S
	D	S	E	(NON)	(NON)	(NON)	(NON)
COUNTY TOTAL	324	270	83.33	142	88	140	92
VOTING PRECINCTS	324	270	83.33	142	88	140	92
CONGRESSIONAL 16	324	270	83.33	142	88	140	92
STATE SENATE 12	324	270	83.33	142	88	140	92
STATE ASSEMBLY 21	324	270	83.33	142	88	140	92
BD. OF EQUALIZATION 1	324	270	83.33	142	88	140	92
SUPERVISORIAL 4	324	270	83.33	142	88	140	92
SUPERVISORIAL TOTAL	324	270	83.33	142	88	140	92
UNINCORPORATED AREA	324	270	83.33	142	88	140	92

DISTRICT CANVASS

Merced County, California
Presidential General Election
Tuesday, November 8, 2016

PRINTED 12/06/16, 04:01 PM

PAGE 064.065.02

	R E G I S T E R E D	V O T E S	B C A A L S L T O T S	T P U E R R N C O E U N T T A G E E	MEASURE N - TURLOCK UNIFIED SCHOOL DISTRICT 55% VOTE REQUIRED		MEASURE O - TURLOCK UNIFIED SCHOOL DISTRICT 55% VOTE REQUIRED	
					B Y O E N S D S (NON)	B N O O N D S (NON)	B Y O E N S D S (NON)	B N O O N D S (NON)
3 PRECINCTS								
0245 94241 TURLOCK #1	50	35	70.00	21	11	21	11	
0246 94242 TURLOCK #2	195	167	85.64	92	52	94	52	
0247 94243 TURLOCK #3	79	68	86.08	29	25	25	29	
GRAND TOTALS	324	270	83.33	142	88	140	92	

DISTRICT CANVASS

Merced County, California
Presidential General Election
Tuesday, November 8, 2016

PRINTED, 12/06/16, 04:01 PM

PAGE 007.007.01

	R E G I S T E R E D S	V O T E R S L T O T A L S	B C A A L S L T O T A L S	T P U E R R N C O E U N T Y E	YOSEMITE COLLEGE AREA 3		
					K S A R B H E A B O I O V B E J L L I O A L L N S Y (NON)		
3 PRECINCTS							
COUNTY TOTAL	267	219	82.02	14	81	73	
VOTING PRECINCTS	267	219	82.02	14	81	73	
CONGRESSIONAL 16	267	219	82.02	14	81	73	
STATE SENATE 12	267	219	82.02	14	81	73	
STATE ASSEMBLY 21	267	219	82.02	14	81	73	
BD OF EQUALIZATION 1	267	219	82.02	14	81	73	
SUPERVISORIAL 4	267	219	82.02	14	81	73	
SUPERVISORIAL TOTAL	267	219	82.02	14	81	73	
UNINCORPORATED AREA	267	219	82.02	14	81	73	

DISTRICT CANVASS

Merced County, California
Presidential General Election
Tuesday, November 8, 2016

PRINTED 12/06/16, 04:01 PM

PAGE 007.007.02

		RV	TP	YOSEMITE COLLEGE AREA 3				
		ED	UE					
		GT	RR					
		IE	NC					
		SR	DE	KS	AR	BH		
		TS	UN	EA	BO	IO		
		E	TF	VB	EJ	LL		
		R	A	IO	A	LL		
		E	G	N	S	Y		
3 PRECINCTS		D	S	E	(NON)	(NON)		
0223-94219	DELHI #7	22	17	77	27	1	7	3
0245 94241	TURLOCK #1	50	35	70	00	4	10	17
0246 94242	TURLOCK #2	195	167	85	64	9	64	53
GRAND TOTALS		267	219	82	02	14	81	73

COMBINED TOTAL OF VOTES CAST IN AND FOR
STANISLAUS COUNTY AND MERCED COUNTY

YOSEMITE COMMUNITY COLLEGE DISTRICT – TRUSTEE AREA 3

Abe Rojas.....	12,570
Bill Holly.....	12,098
Kevin Sabo.....	4,093

TURLOCK UNIFIED SCHOOL DISTRICT SFID. No. 1 – MEASURE N

Yes.....	15,839
No.....	7,043

TURLOCK UNIFIED SCHOOL DISTRICT – MEASURE O

Yes.....	17,255
No.....	8,203

DISTRICT CANVASS

2016 PRESIDENTIAL GENERAL
STANISLAUS COUNTY, CALIFORNIA
TUESDAY, NOVEMBER 8, 2016

OFFICIAL RESULTS

PRINTED 12/05/16, 11:38 AM

PAGE 157

		Hughson Unified School District SFID No. 1 Measure Q					
		RV	TP	B	B		
		EO	UE	o	o		
		GT	RR	n	n		
		IE BC	NC	d	d		
		SR AA	OE	s	s	OV	UV
		TS LS	UN	-	-	VO	NO
		E LT	TT	Y	-	VE	DT
		R O	A	e	N	ET	DT
		E T	G	s	o	RE	EE
		D S	E	(NON)	(NON)	RES	RS
7 PRECINCTS							
COUNTY TOTAL	5092	4147	81.44	2352	1559	0	236
VOTING PRECINCTS	5092	4147	81.44	2352	1559	0	236
BD OF EQUALIZATION 1	5092	4147	81.44	2352	1559	0	236
BOARD TOTAL	5092	4147	81.44	2352	1559	0	236
CONGRESSIONAL 10	5092	4147	81.44	2352	1559	0	236
CONGRESSIONAL TOTAL	5092	4147	81.44	2352	1559	0	236
SENATORIAL DISTRICT 8	5092	4147	81.44	2352	1559	0	236
SENATORIAL TOTAL	5092	4147	81.44	2352	1559	0	236
ASSEMBLY DISTRICT 12	5092	4147	81.44	2352	1559	0	236
ASSEMBLY TOTAL	5092	4147	81.44	2352	1559	0	236
2ND SUPERVISORIAL	5092	4147	81.44	2352	1559	0	236
SUPERVISORIAL TOTAL	5092	4147	81.44	2352	1559	0	236
HUGHSON	3343	2715	81.21	1616	944	0	155
CITY TOTAL	3343	2715	81.21	1616	944	0	155
UNINCORPORATED AREA	1749	1432	81.88	736	615	0	81

DISTRICT CANVASS

2016 PRESIDENTIAL GENERAL
STANISLAUS COUNTY, CALIFORNIA
TUESDAY, NOVEMBER 8, 2016

OFFICIAL RESULTS

PRINTED 12/05/16, 11:38 AM

PAGE 158

Hughson Unified School District SFID No. 1 Measure Q

	R E G I S T E R E D	V O T E S B C A A L S L T O T A L S	T P U E R R N C O E U N T T A G E	B o n d s - Y e s (NON)	B o n d s - N O R E S (NON)	O V E R S	U N D E R S
7 PRECINCTS							
0037 114001 HUGHSON 1A,C	447	342	76.51	205	125	0	12
0038 114003 HUGHSON 1B,3	643	453	70.45	256	164	0	33
0154 132003 WHITMORE 3,4	475	326	68.63	174	127	0	25
0188 914004 HUGHSON 4	0	0		0	0	0	0
0255 AV 114001 HUGHSON 1	861	739	85.83	439	261	0	39
0256 AV 114003 HUGHSON 1	1392	1181	84.84	716	394	0	71
0372 AV 132003 WHITMORE	1274	1106	86.81	562	488	0	56
GRAND TOTALS	5092	4147	81.44	2352	1559	0	236

DISTRICT CANVASS

2016 PRESIDENTIAL GENERAL
STANISLAUS COUNTY, CALIFORNIA
TUESDAY, NOVEMBER 8, 2016

OFFICIAL RESULTS

PRINTED 12/05/16, 11:38 AM

PAGE 159 ---

				Hughson Unified School District Measure R			
13 PRECINCTS	R E G I S T E R E D	V O T E S L T O T A L S	T P U E R R N C O E U N T T A G E	B o n d s Y e s (NON)	B o n d s N o (NON)	O V V O E T R E S	U V N O D T E E R S
COUNTY TOTAL	6275	5126	81.69	2936	1896	0	294
VOTING PRECINCTS	6275	5126	81.69	2936	1896	0	294
BD OF EQUALIZATION 1 BOARD TOTAL	6275 6275	5126 5126	81.69 81.69	2936 2936	1896 1896	0 0	294 294
CONGRESSIONAL 10 CONGRESSIONAL TOTAL	6275 6275	5126 5126	81.69 81.69	2936 2936	1896 1896	0 0	294 294
SENATORIAL DISTRICT 8 SENATORIAL TOTAL	6275 6275	5126 5126	81.69 81.69	2936 2936	1896 1896	0 0	294 294
ASSEMBLY DISTRICT 12 ASSEMBLY TOTAL	6275 6275	5126 5126	81.69 81.69	2936 2936	1896 1896	0 0	294 294
1ST SUPERVISORIAL 2ND SUPERVISORIAL SUPERVISORIAL TOTAL	76 6199 6275	64 5062 5126	84.21 81.66 81.69	34 2902 2936	28 1868 1896	0 0 0	2 292 294
HUGHSON CITY TOTAL	3343 3343	2715 2715	81.21 81.21	1651 1651	906 906	0 0	158 158
UNINCORPORATED AREA	2932	2411	82.23	1285	990	0	136

DISTRICT CANVASS

2016 PRESIDENTIAL GENERAL
STANISLAUS COUNTY, CALIFORNIA
TUESDAY, NOVEMBER 8, 2016

OFFICIAL RESULTS

PRINTED 12/05/16, 11:38 AM

PAGE 160

			Hughson Unified School District Measure R				
	RV	TP	B	B			
	EO	UE	o	o			
	GT	RR	n	n			
	IE BC	NC	d	d			
	SR AA	OE	s	s	OV	UV	
	TS LS	UN	-	s	VO	NO	
	E LT	TT	Y	-	ET	DT	
	R O	A	e	N	RES	RES	
	ETS	G	s	o			
	D S	E	(NON)	(NON)			
13 PRECINCTS							
0037 114001 HUGHSON 1A,C	447	342	76.51	207	121	0	14
0038 114003 HUGHSON 1B,3	643	453	70.45	265	152	0	36
0152 131005 STAR 5D	179	133	74.30	74	50	0	9
0154 132003 WHITMORE 3,4	475	326	68.63	173	129	0	24
0186 913002 HICKMAN 2 ST	255	218	85.49	119	89	0	10
0187 913003 HICKMAN 3 ST	76	64	84.21	34	28	0	2
0188 914004 HUGHSON 4	0	0		0	0	0	0
0215 931005 STAR 5A,B WH	139	120	86.33	66	51	0	3
0217 932005 WHITMORE 5A	228	192	84.21	109	74	0	9
0255 AV 114001 HUGHSON 1	861	739	85.83	456	243	0	40
0256 AV 114003 HUGHSON 1	1392	1181	84.84	723	390	0	68
0370 AV 131005 STAR 5D	306	252	82.35	127	100	0	25
0372 AV 132003 WHITMORE	1274	1106	86.81	583	469	0	54
GRAND TOTALS	6275	5126	81.69	2936	1896	0	294

Section 4. Effective Date. This resolution shall take effect on and after its adoption.


PASSED AND ADOPTED on January 10, 2017, by the following vote:

Adopted by the following votes:

AYES: 5


NOES: 0

ABSENT: 0



President of the Board of Trustees
Hughson Unified School District
Stanislaus County, California

Attest:



Secretary of the Board
Hughson Unified School District
Stanislaus County, California