

**THE BOARD OF SUPERVISORS OF THE COUNTY OF STANISLAUS
BOARD ACTION SUMMARY**

DEPT: Chief Executive Office

BOARD AGENDA #: 9:05 a.m.

AGENDA DATE: June 14, 2016

SUBJECT:

Public Hearing to Consider the Adoption of the Recommended Proposed Budget for Budget Year 2016-2017 and Related Actions


BOARD ACTION AS FOLLOWS:

No. 2016-305

The Board amended this item to take two separate votes.

First Vote: Withdraw/Chiesa unan. Approved Staff Recommendations Nos 1-7 as follows: (1) accepted the 2016-2017 Recommended Proposed Budget from the CEO; (2) conducted the scheduled public hearing to receive public comment and input on the proposed spending plan; (3) adopted the 2016-2017 Recommended Proposed Budget; (4) authorized the CEO and the Auditor-Controller to make the necessary technical adjustments to implement the approved Recommended Proposed Budget; (5) **amended** and approved Staff Recommendation No. 5 as follows: "Amend the Salary and Position Allocation Resolution to reflect the recommended changes for the 2016-2017 Recommended Proposed Budget (as outlined in the Staffing Impacts section and detailed in Attachment B, of the agenda item, with one change in Sheriff - Operations, to replace one new Deputy Sheriff Position with a Manager I to support the County Security Program) to be effective with the start of the first pay period following 07/01/2016, unless otherwise noted"; (6) approved contracts and/or agreements listed on Attachment C of the agenda item, in cumulative amounts of \$100,000 or greater since 07/01/2014, and authorized the GSA Director/Purchasing Agent or Department Head to sign; and, (7) directed the CEO to prepare the Recommended Final Budget and set the public hearing for consideration of the Final Budget on 08/30/2016, at 9:05 a.m.

Second Vote: Chiesa/Withdraw (4-1)(Monteith opposed) Added Staff Recommendation No. 8 and authorized the use of \$876,000 of Appropriations for Contingencies to provide one-time local match to Public Works - Road and Bridge fund for the purpose of leveraging Federal funding for projects throughout the County, as detailed in the Recommended Proposed Budget, resulting in equal savings to the planned use of the Public Works - Road and Bridge fund balance



ATTEST: PAM VILLARREAL, Assistant Clerk of the Board of Supervisors

File No.

**THE BOARD OF SUPERVISORS OF THE COUNTY OF STANISLAUS
AGENDA ITEM**

DEPT: Chief Executive Office

BOARD AGENDA #: 9:05 a.m.

Urgent Routine

AGENDA DATE: June 14, 2016

CEO CONCURRENCE: 

4/5 Vote Required: Yes No

SUBJECT:

Public Hearing to Consider the Adoption of the Recommended Proposed Budget for Budget Year 2016-2017 and Related Actions

STAFF RECOMMENDATIONS:

1. Accept the 2016-2017 Recommended Proposed Budget from the Chief Executive Officer.
2. Conduct the scheduled Public Hearing to receive public comment and input on the proposed spending plan.
3. Direct and approve any changes the Board of Supervisors chooses to make to the 2016-2017 Recommended Proposed Budget; and then adopt the 2016-2017 Recommended Proposed Budget.
4. Authorize the Chief Executive Officer and the Auditor-Controller to make the necessary technical adjustments to implement the approved Recommended Proposed Budget.
5. Amend the Salary and Position Allocation Resolution to reflect the recommended changes for the 2016-2017 Recommended Proposed Budget (as outlined in the Staffing Impacts section of this report and detailed in Attachment B) to be effective with the start of the first pay period following July 1, 2016, unless otherwise noted.
6. Approve contracts and/or agreements listed on Attachment C in cumulative amounts of \$100,000 or greater since July 1, 2014, and authorize the General Services Agency Director/Purchasing Agent or Department Head to sign.
7. Direct the Chief Executive Officer to prepare the Recommended Final Budget and set the Public Hearing for consideration of the Final Budget on August 30, 2016, at 9:05 a.m.

DISCUSSION:

The 2016-2017 Recommended Proposed Budget is the culmination of months of planning and represents a multi-year fiscal and program planning effort for Stanislaus County government. The budget was created with attention to the long-range model which provides guidance for financial decisions. The model is a planning tool that allows for informed resource utilization with a five-year outlook, thus providing greater clarity and context for decisions.

The theme of the 2016-2017 Recommended Proposed Budget is "Focus on the Future" and our goals and objectives are designed to position the County to best meet customer needs

Public Hearing to Consider the Adoption of the Recommended Proposed Budget for Budget Year 2016-2017 and Related Actions

through new tools and technologies supported by sustainable financing strategies. Priorities for the County will continue to be implementation of the Public Safety Restoration Plan, Technology Innovation Program and Focus on Prevention initiative. Staff will also focus on design of a two-year budget process to include goals and objectives aligned to Board of Supervisors priorities and planned performance outcomes for the organization, targeted for implementation in Budget Year 2017-2018.

The 2016-2017 Recommended Proposed Budget is once again organized by the Board of Supervisors’ priority areas, as summarized in the following table:

| RESOURCES | A Safe Community | A Healthy Community | A Strong Local Economy | A Strong Agricultural Economy/Heritage | A Well Planned Infrastructure System | Efficient Delivery of Public Services | 2016-2017 Recommended Proposed Budget |
|---|-------------------------|----------------------------|-------------------------------|---|---|--|--|
| Department Revenue | \$75,312,376 | \$533,578,685 | \$29,701,277 | \$3,556,510 | \$92,748,326 | \$136,932,602 | \$871,829,776 |
| County Match Revenue | \$544,977 | \$16,843,882 | \$491,810 | | \$956,590 | \$25,295 | \$18,862,554 |
| Net County Cost* | \$126,263,209 | \$339,041 | \$0 | \$1,434,310 | \$3,919,141 | \$65,522,061 | \$197,477,762 |
| Department Fund Balance/ Retained Earnings** | \$3,832,402 | \$6,832,342 | \$897,958 | \$16,200 | \$17,892,677 | \$1,377,414 | \$30,848,993 |
| Total Recommended Proposed Budget Resources | \$205,952,964 | \$557,593,950 | \$31,091,045 | \$5,007,020 | \$115,516,734 | \$203,857,372 | \$1,119,019,085 |
| APPROPRIATIONS | | | | | | | |
| Total Recommended Proposed Budget Appropriations | \$205,952,964 | \$557,593,950 | \$31,091,045 | \$5,007,020 | \$115,516,734 | \$203,857,372 | \$1,119,019,085 |

*Net County Cost is funded by the use of Discretionary Revenue in the amount of \$190,005,874 and General Fund Fund Balance of \$7,471,888.
 **General Fund Unassigned Fund Balance of \$7,471,888 will be dedicated to balancing the Recommended Proposed Budget for a total of \$38,320,881.

Summary of the Recommended Proposed Budget by Board of Supervisors Priority

The Recommended Proposed Budget for 2016-2017 totals to \$1,119,019,085, and is supported by Estimated Revenues of \$890,692,330 and Department Fund Balance/Retained Earnings of \$30,848,993, requiring the use of General Fund support, or Net County Cost, in the amount of \$197,477,762 to balance the budget across all priority areas.

A Safe Community

The Departments within A Safe Community are Chief Executive Office (CEO) – Office of Emergency Services(OES)/Fire Warden, District Attorney, Grand Jury, Integrated Criminal Justice Information System (ICJIS), Probation, Public Defender and Sheriff. To support this priority area, the Board of Supervisors approved recommendations in Fiscal Year 2014-2015 to initiate a comprehensive and phased Public Safety Restoration (PSR) program to increase staffing and service levels in four public safety departments; the District Attorney, Public Defender, Probation and Sheriff. For Phase I, the Board approved PSR funding of up to \$2 million in Fiscal Year 2014-2015 and \$4 million in Fiscal Year 2015-2016. A table summarizing the implementation of approved PSR services through Phase I is provided on page 13 of this Agenda Item.

The 2016-2017 Recommended Proposed Budget includes an additional \$2 million in PSR funds for a total of \$6 million to support 63 full-time positions in Phase II. The potential for up to \$8 million in PSR funding in Phase III, effective in Budget Year 2017-2018 will be brought back to the Board for future consideration. This multi-phased approach to increasing public safety services, delivers sustained long-term support for the Board of Supervisors’ top priority

Public Hearing to Consider the Adoption of the Recommended Proposed Budget for Budget Year 2016-2017 and Related Actions

area. Total recommended appropriations for A Safe Community are \$205,952,964 and reflect a \$7.2 million or 3.6% increase above the 2015-2016 Adopted Final Budget. The ICJIS budget will maintain current service levels in the budget year; departments with recommended service level increases in this priority area are summarized as follows:

- The CEO-OES/Fire Warden will use a total General Fund contribution of \$456,852 to restore a previously unfunded position for compliance with Homeland Security Presidential Directives 5 and 8, and to fund one new Deputy Sheriff position in Sheriff-Operations to be assigned to the countywide security program.
- In District Attorney, recommendations for increased Net County Cost include a \$292,000 increase in PSR funding for Phase II activity and funding of \$586,411 for critical business needs, of which \$425,702 will support three (3) existing positions in the Consumer Fraud Unit that previously have been partially funded by revenue received from prosecution of consumer fraud cases. Also, approved funding will support the purchase of portable “dual-band” radios, IT storage and software, and the reclassification of one Clerical Manager (Manager II) to an Information Technology (IT) Manager (Manager III).
- In Probation, recommendations include a \$350,000 increase in PSR funding for Phase II activity. An additional \$29,000 in General Fund contribution is recommended to support Emergency Vehicles Operation Course training (EVO) for 116 staff members and \$10,000 for purchase of a replacement server to be funded from the Integrated Criminal Justice Information System (ICJIS) budget. Outside of the planned 2016-2017 PSR positions, it is recommended the Department accelerate one new PSR position originally planned for 2017-2018: one Supervising Probation Officer to oversee investigations and the Field Training Officer (FTO) unit. In addition, one position will be added to function as a Community Liaison. Both positions are funded using one-time Corrections Performance Incentive Funds.
- In Public Defender, recommendations include a \$110,000 increase in PSR funding for Phase II activity. An increase of \$27,000 is also recommended to fund replacement and new IT equipment.
- In Sheriff, recommendations include a \$1,248,000 increase in PSR funding for Phase II activity. It is also recommended to increase Net County Cost to fund \$1,130,237 in critical business needs. \$233,677 is recommended in the Administration budget to fund one requested position and to support processing Carrying a Concealed Weapon (CCW) applications which is anticipated to generate \$233,677 in fees (\$143,376 remits to the State and \$90,301 remains to offset County costs). Also recommended is \$100,000 in funding for the recruitment of positions for pending staffing increases in Adult Detention. It is recommended to increase appropriations in Sheriff – Operations by \$796,560 to support mostly one-time costs for equipment and facility needs, including \$250,000 to support the addition of a new radio tower project in partnership with the City of Waterford to address poor radio coverage in the eastern region of the County. Further, it is recommended to add three new positions outside of the PSR program, one position previously described for CCW applications, one to serve in contract cities, and another to support the County Security Program assigned to the Office of Emergency Services.

A Healthy Community

The Departments within A Healthy Community are Area Agency on Aging/Veterans' Services, Behavioral Health and Recovery Services, Child Support Services, Children and Families Commission, Community Services Agency, and Health Services Agency. Total appropriations are \$557,593,950 and reflect a \$21.4 million, or 4.0% increase over the 2015-2016 Adopted Final Budget. The Children and Families Commission budget is included within the County budget for reporting purposes only. The Area Agency on Aging/Veterans' Services and Child Support Services (DCSS) departments will maintain current service levels in the budget year, although with continued flat funding from the State, DCSS is not able to dedicate case management staff to all the existing child support cases resulting in lost parental support payments for children in our community. Departments with recommended service level increases in this priority area are summarized as follows:

- In Behavioral Health and Recovery Services, it is recommended to add 16 positions: two to support programs at the Community Services Agency; one funded by the Community Corrections Partnership (CCP) to be embedded in Probation; three to support the Drug Medi-Cal Opt-in action; two to remain compliant in the Genesis (methadone) program; one for Utilization Management to meet Title 9 requirements that will replace three extra-help positions; one to provide transportation to disabled and older adults, replacing an extra-help position; one to provide case management services in the MHSA Housing and Support Services program; four to eliminate the wait list in the MHSA Adult Co-Occurring Substance Use Disorder program; and one nurse position that was funded in the approved Adult Co-Occurring Substance Use Disorder program but not requested (originally this need was meant to be filled with an HSA nurse).
- In Community Services Agency it is recommended to decrease Mandated Match by \$711,779 which includes a request for \$143,600 in additional Mandated Match for the County share of cost associated with the CalFresh Waiver phase-out.
- In Health Services Agency, after a thorough review by the Department and the Chief Executive Office, it is recommended to establish a new classification of Chief Deputy Director Health Services Agency to act as the Managing Director's second in command. It is recommended to restore four positions, unfund two vacant positions and add seven new positions: one new executive level position to support a Departmental reorganization; one new and two restored positions in Public Health to address compliance issues and identification/prevention of disease; one restored position in Clinics and Ancillary Services to support expanded services at the Family and Pediatric Health Center; and, six new and one restored positions in Administration to fully support the Department's Electronic Medical Record system and provide facility support to the Department.

A Strong Local Economy

The Departments within A Strong Local Economy are Alliance Worknet, CEO-Economic Development and Library. Total appropriations are \$31,091,045 and reflect a \$1.7 million decrease, a reduction of 5.13% from the 2015-2016 Adopted Final Budget. The Alliance

Worknet budget has declined \$1.1 million related to changes in Workforce Investment and Opportunity Act (WIOA) funding and the CEO-Economic Development budget is reduced by removal of the \$1.5 million one-time recharge to the Community Development Fund in the prior year. One department with recommended service level increases in this priority area is summarized as follows:

- For the Library, the proposed budget reflects a 7.7% increase over last year's budget primarily due to increases in salaries for funding positions, that were historically left vacant, to ensure a consistent level of customer service and in preparation of opening branches on Fridays; operating costs for Friday openings to the public; added library materials and online resources; and new technology and deferred maintenance projects. The Department is projecting the use of \$897,958 of departmental fund balance to fund deferred maintenance projects, including the capital improvement Radio Frequency Identification (RFID) Data Management System Project rolled forward from the prior fiscal year, and newly identified renovation and deferred maintenance projects at library branches.

A Strong Agricultural Economy/Heritage

The Departments within A Strong Agricultural Economy/Heritage are the Agricultural Commissioner and Cooperative Extension. Total appropriations are \$5,007,020 and reflect a \$1.1 million decrease or 17.75% decline from the 2015-2016 Adopted Final Budget. This decrease is due to the removal of one-time Net County Cost Carryover Savings for the Agricultural Commissioner that will be restored after Fiscal Year 2015-2016 year-end close, with the actual savings factored in the Recommended Final Budget for 2016-2017.

- The Agricultural Commissioner projects a net county cost carryover savings of \$1,229,467, of which \$481,580 will be used to replace six vehicles (estimated total is \$161,400), add two vehicles (estimated total is \$53,800), upgrade the service driveway to add off-road parking by the back entrance of the Agricultural Commissioner's office (estimated at \$83,000), and the remaining \$183,380 used to cover Salaries & Benefits costs.
- In Cooperative Extension, to support increasing workload, it is recommended to add Net County Cost funding in the amount of \$11,856 to hire an extra-help/seasonal Agricultural Assistant I, funded by additional General Fund support.

A Well Planned Infrastructure System

The Departments within A Well Planned Infrastructure System are Environmental Resources, Parks and Recreation, Planning and Community Development, and Public Works. Total appropriations are \$115,516,734 and reflect a \$15.2 million decrease, or 11.7% decline from the 2015-2016 Adopted Final Budget. This reduction is primarily due to reduced funding for Public Works - Road and Bridge Budget, as a result of the completion of the Claribel Widening and Kiernan Avenue/State Route 219 projects in Fiscal Year 2015-2016.

- In Environmental Resources, it is recommended to restore one unfunded Senior Environmental Health Specialist position due to increased workload and monitoring for several programs, add one Staff Services Analyst position to replace an extra-help

position assigned to solid waste, and restore one unfunded Landfill Equipment Operator III position at Fink Road Landfill to reduce some reliance on part-time extra help staff. As part of a three-year restoration plan for Code Enforcement unit, restoring one Zoning Enforcement Officer position is recommended, at a total cost of \$111,598 inclusive of operating costs and one-time equipment support, funded by General Fund County Match.

- In Parks and Recreation, it is recommended to provide General Fund support to increase Police Athletic League (PAL) funding by \$47,309, one-time costs of \$253,300 to fund various maintenance needs at Modesto and Woodward Reservoirs, Kiwanis Youth Camp, Laird Park, Basso Bridge restroom roof demolition, and equipment purchases such as mowers, landscape trailers, freight containers, computer replacements, and all-terrain vehicles for spraying. An increase of \$64,837 is recommended for the Tuolumne River Regional Park for the planned operating budget. All partners were requested to increase their contribution by 50% in Budget Year 2016-2017 to assist in funding deferred maintenance projects, staffing, and tree-trimming for the airport.
- In Planning and Community Development, it is recommended to restore a Manager III position for the purpose of on-going General Plan maintenance at a cost of \$128,550 funded by General Plan Maintenance fee revenue. Additionally, increased Net County Cost is recommended for a critical business need of \$20,000 to procure a consultant to conduct a fee study. Planning Division fees were last increased in 2010, with the exception being surface mine fees.
- In Planning – Building Permits, it is recommended to use \$74,976 in fund balance to fully fund this budget. The use of fund balance will go toward one-time costs, including \$51,405 for the administrative extra help to assist with filing, scanning, and processing of documents for building permits; \$13,571 for a refresh of code books; and \$10,000 for electronic plan check equipment and computer equipment refresh. The budget also includes \$44,000 for extra help for work related to the Abandoned and Dangerous Building Abatement Program, which cannot be addressed with current staffing levels. This cost will be funded by the Dangerous Building Abatement Program budget.
- In Public Works, due to a loss of State revenue it is recommended to use \$1.7 million of Fund Balance for road maintenance operations and local match funding for bridge and road projects. It is recommended to add a new Manager I position to be dedicated as the Assistant Human Resources Manager for the Department, due to a significant increase in ongoing personnel matters that require extensive County resources. Additionally, the positions associated with the Geographic Information System (GIS) are now being transferred to SBT.

Efficient Delivery of Public Services

The Departments within Efficient Delivery of Public Services are Assessor, Auditor-Controller, Board of Supervisors, Chief Executive Office, Clerk-Recorder, County Counsel, General Services Agency, Strategic Business Technology and Treasurer-Tax Collector. Total appropriations are \$203,857,372 and reflect a \$11.1 million increase, or 5.78% increase from

Public Hearing to Consider the Adoption of the Recommended Proposed Budget for Budget Year 2016-2017 and Related Actions

the 2015-2016 Adopted Final Budget. The Clerk-Recorder, County Counsel and Treasurer-Tax Collector budgets will maintain current service levels in the budget year; departments with recommended service level increases in this priority area are summarized as follows:

- In Assessor, it is recommended to increase \$183,504 in the Assessor's net county cost to cover the salaries and benefits costs associated with recommended staffing changes, including: restoring one unfunded Account Clerk III position; restoring one unfunded Appraiser Technician position; and restoring one unfunded Auditor-Appraiser III that would be reclassified upward to an Application Specialist III.
- In Auditor-Controller, an increase of \$5,000 is recommended in the Auditor-Controller's net county cost to help cover the cost of an extra help Confidential Assistant III. The cost of the extra help position is expected to be \$15,300, offset by an increase in revenue of \$10,300. The extra help position will provide the necessary support for the administrative division within the Department.
- In CEO – County Operations, it is recommended to fund one-time costs associated with opening the new Stanislaus Veterans Center, in the Plant Acquisition budget, and increased appropriations in Appropriations for Contingencies to fund the 5% vacancy rate at year-end for those departments who are successful at filling their allocation positions; funding for the initial opening of the AB 900 Phase II Public Safety Center Expansion Projects estimated for March, 2017; funding for expert witnesses for the District Attorney; and funding for the Presidential election.
- In General Services Agency, it is recommended to add three new block-budgeted Maintenance Engineer II positions in the Facilities Maintenance Division. In Fleet Services, retained earnings will fund fleet management software. Additionally, it is recommended to add one block-budgeted Administrative Clerk II position to support vehicle registration, fixed asset entry, and schedule routine maintenance.
- In Strategic Business Technology, it is recommended to add one Software Developer Analyst II/III to help meet the increasing demand for software development services. The Department anticipates using \$590,686 of retained earnings to support the purchase of computer equipment, server replacements, switches, APC Batteries, software, Human Resources Management (PeopleSoft) upgrade and to balance the operations budget. In Budget Year 2016-2017, SBT Telecommunications will use \$255,426 in retained earnings; \$147,006 of retained earnings will be used to upgrade the County's current VoIP telephony and voicemail systems. The remaining amount of \$108,420 will be used to balance the operations budget.

Net County Cost Savings Program

The Net County Cost (NCC) Savings Program was implemented during the economic downturn, in Fiscal Year 2009-2010, as a budget savings strategy, providing flexibility for departments to view their budgets over multiple years and incentivizing cost efficiencies. All General Fund departments are included in the NCC Savings Program. Those that have carryover savings since FY 2010-2011 that have not had to request an increase to the NCC are in Phase I. As soon as a General Fund department exhausts NCC carryover savings, they

Public Hearing to Consider the Adoption of the Recommended Proposed Budget for Budget Year 2016-2017 and Related Actions

move to Phase II which is the Strategic Savings Program. Once in Phase II, departments engage in the annual Zero-Based Budget process in which they receive base funding to support their existing Board of Supervisors' approved service level. As a result, the only carryover that can be earned in Phase II is generated by a specific department planned strategy that is tied to improved business efficiencies or department-led efforts to increase departmental revenue.

In the 2015-2016 Adopted Final Budget, Phase I departments that achieved savings in appropriations were able to carry forward 75% of their 2014-2015 net county cost savings and 100% of their unused net county costs savings balance from prior years. Phase II departments that achieved strategic savings in appropriations were eligible to carry forward up to 50% of their 2014-2015 net county cost savings. Net county cost savings of \$5,340,939 were added to department budgets as part of the 2015-2016 Adopted Final Budget. Departments are projecting to use \$1.6 million of the total \$5.3 million allocated in Fiscal Year 2015-2016, leaving approximately \$3.7 million in savings available for future budget balancing. Actual net county cost savings will be computed after the fiscal year-end close and will be included with the Recommended Final Budget for 2016-2017 operations.

**2015-2016 Projected Net County Cost Carryover Savings
Actuals to be Factored at 2016-2017 Recommended Final Budget**

| Departments | Phase | Net County Cost Savings Included in 2015-2016 Final Budget | Department Projection for Savings/(Use) in Fiscal Year 2015-2016 | Department Projection Available for Budget Year 2016-2017 |
|----------------------------------|-------|--|--|---|
| Agricultural Commissioner | I | 1,300,473 | (71,006) | 1,229,467 |
| Auditor-Controller | I | 213,665 | (213,665) | - |
| Board of Supervisors | I | 144,580 | (75,965) | 68,615 |
| Chief Executive Office Total | I | 2,576,237 | (668,078) | 1,908,159 |
| Parks and Recreation | II | 12,673 | (12,673) | - |
| Planning & Community Development | I | 381,053 | (381,053) | - |
| Public Defender | I | 128,714 | (128,714) | - |
| Treasurer - Admin/Taxes | I | 583,544 | (104,933) | 478,611 |
| Department Totals | | \$ 5,340,939.00 | \$ (1,656,087) | \$ 3,684,852 |

General Fund Departments that have transitioned to Phase II for Budget Year 2016-2017 will have the opportunity to request up to 50% of their budget savings from 2015-2016, realized through implementation of business efficiencies through a request timed with the Final Budget process. A report on business efficiencies and any Phase II savings roll forward will be included with the Recommended Final Budget 2016-2017.

Projected Year-End Carryover Designations

Consistent with past practice, as part of the Chief Executive Office year-end closing of the County's financial records, it will be necessary to establish year-end carryover designations of current year funding for projects that will occur next budget year. The carryover designations will be set up by the Auditor-Controller at year-end close using the Funds Available process, and will include rolling over of available budgeted balances for relevant expenditure account(s) of the requested projects to the Budget Year 2016-2017.

Public Hearing to Consider the Adoption of the Recommended Proposed Budget for Budget Year 2016-2017 and Related Actions

The following table lists 2015-2016 Carryover Appropriation estimates for continuing projects.

| 2015-2016 FUNDS AVAILABLE YEAR-END CARRYOVER - PROJECTS | | |
|--|---------------------|--|
| Department | Amount | Description |
| GENERAL FUND | | |
| Assessor | \$115,000 | IT Innovations Funding: Scanning of Appraisal Docs and Migration of maps to GIS |
| Chief Executive Office - County Facilities | \$3,199,113 | \$2.5M Alt EOC refurbishments/improvements, \$400K County Security, \$450K Laird Park Shooting Range |
| Chief Executive Office - Crows Landing Air Facility | \$1,238,111 | Planning and Environmental Services (\$1,178,111) and Corridor Multimodal Visioning Plan (\$60,000) |
| Chief Executive Office- Focus on Prevention | \$837,001 | Dedicate 2015-2016 Savings for Focus on Prevention |
| Chief Executive Office - Plant Acquisition | \$1,423,950 | CSF Master Plan \$10.2K, HVAC valves at 801 11th St, Modesto Reservoir asphalt and arc flash study (\$573,750), \$340K for Boosted Water, \$125K Prof Serv, \$200K Harvest Fall, \$175K Scenic Drive |
| Clerk-Recorder | \$305,000 | Capital Improvement Remodel Project, Westport Fire District Special Election (\$5,000) |
| District Attorney | \$47,388 | Public Safety Restoration Savings |
| Probation | \$74,445 | Public Safety Restoration Savings, IT Innovation Funding: E-Payments |
| Public Defender | \$47,800 | Public Safety Restoration Savings |
| Sheriff - Operations | \$233,100 | PSR Savings from 15-16 for double fill of up to 7 Deputy Sheriff positions for up to 3 months each; Departmental Contingencies |
| Chief Executive Office-Community Development Fund | \$1,508,360 | Carryover of FY 15-16 Final Budget Appropriations |
| Chief Executive Office-Community Development Fund | \$35,000 | Airport Sewer Improvement Project |
| TOTAL GENERAL FUND | \$9,064,268 | |
| SPECIAL REVENUE FUND | | |
| BHRS | \$41,292 | IT Innovation Funding: Health Information Exchange |
| District Attorney | \$153,003 | *Unserviced/Underserved Victim Advocacy and Outreach Grant |
| Library | \$125,148 | IT Innovation Funding: Self-Checkout & Kiosks |
| Public Works - Engineering | \$20,000 | IT Innovation Funding: Survey Drone |
| TOTAL SPECIAL REVENUE FUND | \$339,443 | |
| ENTERPRISE FUND | | |
| Public Works - Transit Division | \$189,770 | ITS (scheduling) software |
| Public Works - Transit Division | \$4,306,444 | Transit Vehicles - Buses |
| Health Services Agency Clinics & Ancillary Services | \$350,000 | HSA Family & Pediatric Health Center (\$250K), Rehab and Specialty clinics move to 1524 McHenry (\$100K) |
| TOTAL ENTERPRISE FUND | \$4,846,214 | |
| INTERNAL SERVICE FUNDS | | |
| Public Works - Morgan Shop | \$6,331,751 | Morgan Shop and Administration Building Project |
| Public Works - Road and Bridge | \$6,437,002 | Morgan Shop and Administration Building Project |
| TOTAL INTERNAL SERVICE FUND | \$12,768,753 | |
| TOTAL ALL FUNDS | \$27,018,678 | |
| *Contigent upon Board of Supervisors approval targeted for June 14, 2016 to accept grant award | | |

Public Safety Restoration

As part of the Fiscal Year 2014-2015 Mid-Year Financial Report, the Board of Supervisors approved recommendations to support Public Safety Restoration (PSR) to fund critical public safety services in four departments; the District Attorney, Public Defender, Probation and

Public Hearing to Consider the Adoption of the Recommended Proposed Budget for Budget Year 2016-2017 and Related Actions

Sheriff. The Board approved PSR funding of up to \$2 million in Fiscal Year 2014-2015 and \$4 million in Fiscal Year 2015-2016 to support 39 full-time positions in Phase I. The Recommended Proposed Budget for 2016-2017 includes funding of up to \$6 million to support a total of 63 positions in Phase II. Potential funding of up to \$8 million for Phase III will be considered through future Board action with a goal of funding up to 75 full-time positions by Budget Year 2017-2018.

The following is an update on the implementation status of approved PSR services. At the time of the 2015-2016 Adopted Final Budget, as of June 30, 2015, 12 full-time positions and five extra-help Deputy Sheriff Intern positions had been filled. Since July 1, 2015 the departments have filled an additional 20 positions to date. It is projected that there will not be any additional positions filled for the remainder of the 2015-2016 Fiscal Year. Of the 39 original positions for Phase I, approved by the Board of Supervisors as part of the 2014-2015 Mid-Year Financial Report, 32 full-time positions are currently filled. The five extra-help positions are not counted within the 39 authorized full-time positions approved for PSR, although funding is provided for the extra-help salaries, as included on the attached PSR table.

In Fiscal Year 2015-2016, filled positions inclusive of the five extra-help positions total to 37, which along with one-time support costs require the use of \$3,294,795 in PSR funding plus leveraged funds available from department savings and other non-General Fund revenues.

During the last quarter of the 2015-2016 Fiscal Year, the following positions have been filled:

District Attorney

- No positions filled during this reporting period.
- At this time, the District Attorney has filled all four of their approved positions.

Probation

- No positions filled during this reporting period.
- At this time, the Probation Department has filled all 13 of their approved positions.

Public Defender

- Filled one position during the reporting period: Special Investigator.
This position will provide direct investigation services in support of restoring the Investigation Unit and improving the quality and efficiency of services provided through the Public Defender's Office.
- The Department had planned to use Net County Cost Savings in the 2015-2016 Fiscal Year to fund approved Public Safety Restoration positions. In order to remain in a positive position at year-end, the Department will use Public Safety Restoration funding set aside in Departmental Appropriations for Contingencies for the filled positions.
- The Public Defender has one vacant authorized position in Phase I and is in the process of filling the approved position to start at the beginning of the 2016-2017 Budget Year.

Sheriff

- No positions filled during this reporting period.

Public Hearing to Consider the Adoption of the Recommended Proposed Budget for Budget Year 2016-2017 and Related Actions

- The Sheriff's Department has filled 12 of their 18 approved positions for Phase I and is working to fill all remaining vacancies to restore services approved through the PSR program.
- The Department currently has candidates identified and scheduled to participate in Basic POST training to fill all remaining vacancies at the beginning of the 2016-2017 Budget Year.

The table on the following page summarizes the implementation of approved services and budget authority related to PSR in the current Fiscal Year.

Public Hearing to Consider the Adoption of the Recommended Proposed Budget for Budget Year 2016-2017 and Related Actions

Public Safety Restoration - Quarterly Update

Projected Data as of June 30, 2016

District Attorney

| Positions/Services Approved | Implementation Status | PSR Funds to be Used in FY 2015-2016 |
|--|------------------------------------|--------------------------------------|
| Lieutenant - Investigations Unit | Initiated in Q4 FY 14-15 | \$192,140 |
| System Technician I - IT Support and Automation | Initiated in Q4 FY 14-15 | \$71,500 |
| Vehicle for Investigator | Initiated in Final Budget FY 15-16 | \$34,640 |
| Attorney V (Replaced a Criminal Investigator II) | Initiated in Q1 FY 15-16 | \$111,705 |
| Victim Advocate II - Victim Services | Initiated in Q1 FY 15-16 | \$74,169 |
| One-time savings rolled forward to 2016-2017 for PSR expense | Initiated in Q4 FY 15-16 | \$47,388 |
| Total Funds Used in FY 15-16 | | \$531,542 |
| Total Approved in FY 15-16 (1) | | \$584,000 |
| Balance Remaining | | \$52,458 |

Probation

| Positions/Services Approved | Implementation Status | PSR Funds to be Used in FY 2015-2016 |
|--|--------------------------|--------------------------------------|
| Supv. Probation Officer - Day Reporting Center | Initiated in Q3 FY 14-15 | \$143,480 |
| Deputy Probation Officer III - Day Reporting Center | Initiated in Q3 FY 14-15 | \$133,000 |
| Deputy Probation Officer VII - Day Reporting Center | Initiated in Q4 FY 14-15 | \$124,616 |
| Supv. Probation Corrections Officer - Alternative to Custody Program | Initiated in Q4 FY 14-15 | Funded in JJCPA |
| (2) Probation Corrections Officer III - Institutions Programs | Initiated in Q4 FY 14-15 | Funded in YOBG |
| Manager II - Clerical Management Support | Initiated in Q1 FY 15-16 | \$94,320 |
| Systems Technician - IT Support | Initiated in Q2 FY 15-16 | \$48,732 |
| (4) Probation Corrections Officer VIII - Institutions Programs | Initiated in Q2 FY 15-16 | Funded by YOBG |
| Crime Analyst - Juvenile Programs | Initiated in Q3 FY 15-16 | Funded by YOBG |
| One-time savings rolled forward to 2016-2017 for PSR expense | Initiated in Q4 FY 15-16 | \$54,445 |
| Total Funds Used in FY 15-16 | | \$598,593 |
| Total Approved in FY 15-16 | | \$700,000 |
| Balance Remaining | | \$101,407 |

Public Defender

| Positions/Services Approved | Implementation Status | PSR Funds to be Used in FY 2015-2016 |
|---|--------------------------|--------------------------------------|
| Manager II - Investigations Unit Manager | Initiated in Q2 FY 15-16 | \$82,414 |
| Special Investigator - Investigations Unit (Reallocation of General Fund) | Initiated in Q4 FY 15-16 | Funded by G.F. |
| Special Investigator - Investigations Unit | In Progress | \$0 |
| Attorney V - General Defense | Initiated in Q3 FY 15-16 | \$66,586 |
| One-time savings rolled forward to 2016-2017 for PSR expense | Initiated in Q4 FY 15-16 | \$47,800 |
| Total Funds Used in FY 15-16 | | \$196,800 |
| Total Approved in FY 15-16 | | \$220,000 |
| Balance Remaining | | \$23,200 |

Sheriff

| Positions/Services Approved | Implementation Status | PSR Funds to be Used in FY 2015-2016 |
|---|---|--------------------------------------|
| Lieutenant - Watch Commander | Initiated in Q3 FY 14-15 | \$167,138 |
| Lieutenant - Emergency Services/County Security | Initiated in Q4 FY 14-15 | MRFA/CEO-OES |
| (16) Deputy Sheriff - Community Resources, Investigations, etc. | Initiated in Q4 FY 14-15, Q 3 FY 15-16 (10) | \$874,482 |
| (5) Deputy Sheriff Intern - extra help (1st Training Academy) | Initiated in Q4 FY 14-15 | \$57,007 |
| (5) Deputy Sheriff Intern - extra help | In Progress | \$0 |
| One-Time Equipment Support Costs | Initiated in Q4 FY 14-15 | \$383,787 |
| One-Time Equipment Support Costs | Initiated in Q2 FY 15-16 | \$130,346 |
| One-Time Service to the Community of Salida | Initiated in Q3 FY 15-16 | \$122,000 |
| One-time savings rolled forward to 2016-2017 for PSR expense | Initiated in Q4 FY 15-16 | \$233,100 |
| Total Funds Used in FY 15-16 | | \$1,967,860 |
| Total Approved in FY 15-16 (2) | | \$2,496,000 |
| Balance Remaining | | \$528,140 |

Summary Total

| | |
|------------------------------------|-------------|
| Total Funds To Be Used in FY 15-16 | \$3,294,795 |
| Total Approved in FY 15-16 | \$4,000,000 |
| Balance Remaining | \$705,205 |

GSA Fleet Services Policy/Vehicles

In accordance with the County of Stanislaus General Services Agency Fleet Services Policy as approved by the Stanislaus County Board of Supervisors on March 12, 2013, departments have submitted requests for vehicles to the GSA Fleet Manager for approval. The County has a total fleet of 941 vehicles, of these 380 (40%) meet the requirements to be considered for replacement (minimum age and mileage). The following vehicles have been approved for submission to the Board of Supervisors: 96 vehicles of which 18 vehicles are new and 78 vehicles are for replacement of current vehicles.

A detailed table listing the vehicles recommended for approval is contained in the Recommended Proposed Budget on page 554.

Evaluation of Contract Services

Current County policy requires Board of Supervisors approval for any contract or agreement where the total cumulative compensation exceeds \$100,000. Cumulative refers to all compensation paid by an individual department since July 1, 2014 where there has been no break in contractual services over six months. Contracts or agreements and/or contract adjustments not previously approved by the Board of Supervisors equal to \$100,000 or greater are detailed in Attachment C.

In addition, departments are required to provide a quarterly report to the Board of Supervisors for any new contract or agreement, contract extension, or amendment entered into during the quarter where the compensation exceeds \$50,000 (but is under the cumulative \$100,000 threshold) and the contract or recommended adjustment has not been previously approved by the Board of Supervisors. Contracts in the \$50,000 to \$100,000 range are listed in Attachment D.

Special Districts

Special Districts where the Board of Supervisors serves as the Governing Board, are included as part of the Recommended Proposed Budget. Special Districts are a form of government created by a local community to meet a specific need and where only those residents who benefit from the services provided, pay for them. A summary of the District Budgets included in this budget document are for districts governed by the Board of Supervisors, whose funds are maintained in the County Treasury. They are identified by type – County Service Area, Storm Drain, Landscape and/or Lighting Districts. These Special Districts are composed of 20 County Service Areas (CSA), 7 Storm Drain Districts and 37 Landscape and/or Lighting Districts.

Challenges and Opportunities

Water – Our water shortage continues and it is evident that even with this year's rain, the County is still operating at a deficit and this will be a multi-year issue. The County has taken many progressive steps and appreciates the work of both the Water Advisory Committee and the Technical Advisory Committee in providing counsel to the Board of Supervisors on this challenging subject. The County will continue to engage local, State and Federal policy matters

and to prioritize caring for residents who are challenged with emergency water needs. The County will also continue to robustly support the North Valley Regional Recycled Water Program which will provide significant relief to farmers on the west side of the County who continue to be challenged by not having access to water for their crops.

Public Safety Facilities - The Day Reporting Center was completed and opened in fall 2015. The final two jail construction projects are 80% complete and scheduled to be opened in fall 2016. The REACT Center has received full funding and construction is set to commence in July 2016. The Board of Supervisors has approved a staffing plan, to include 111.60 new positions and a total staffing/operations cost of \$18.1 million annually. Further, the Board of Supervisors approved a phased implementation plan that will allow the Sheriff to minimally operate the new jail facilities within 90 days of final completion, as required by the State.

Technology Innovation Program - Included in the 2015-2016 Adopted Final Budget, \$1 million was budgeted in Appropriations for Contingencies to fund technology innovation programs within the County. Also, an Automation Reserve was created with an additional \$2.25 million to be used for future automation projects. Internally, this has been called the Technology Innovation Program with the broad overall goal to move the County's customers online from in-line. At inception, first year funding focused on technology upgrades and automated efficiencies in business operations, with future funding opportunities to shift towards improved systems in support of external customers and on-line public access. Eligible projects could be at the enterprise level (multiple departments or countywide scope) or the departmental level with a customer focus or process improvement focus.

For Fiscal Year 2015-2016, 19 projects were funded for implementation at a total cost of \$1,232,173. Projects initiated and/or completed in 2015-2016 include the OES Emergency, Staff & Community Notification System implementation, and Public Works Field Work Tablets and Accela Right of Way Management projects at a combined total of \$161,620. The remaining projects will be completed in Budget Year 2016-2017, with \$321,440 included in the Funds Available process for Fiscal Year 2015-2016 year-end, and \$749,113 to be re-appropriated in a future budget cycle for those projects that will be initiated later in the Budget Year. Implementation of these projects will be monitored and evaluated against success criteria in benefitting the public. A report on the status of the Technology Innovation Program will be provided as part of the 2016-2017 Recommended Final Budget.

Roads & Bridges - The County completed the Kiernan Avenue/State Route 219 interchange and the Claribel Road widening project during Fiscal Year 2015-2016. These were major projects for the County and will promote economic vitality, goods movement and improved safety for drivers. These are huge successes. Unfortunately, the County continues to be faced with a massive loss of road maintenance funds from the State that has caused the shut-down of most of the road resurfacing program in Fiscal Year 2015-2016. Due to decreasing gas prices and fluctuating statewide fuel consumption, the County has lost more than \$3 million in Highway Users Tax Account (HUTA) money which is used annually to fund the road resurfacing and maintenance program. Because of the significant revenue loss, there was no chip seal program in Fiscal Year 2015-2016. Locally, the County should be sealing about 150 miles of road each year in order to maintain roads over time. This loss of revenue continues to impact the County. This impact and how voters respond to the upcoming half-cent

Public Hearing to Consider the Adoption of the Recommended Proposed Budget for Budget Year 2016-2017 and Related Actions

transportation sales tax proposal, targeted for the November 2016 ballot, will be closely watched.

Parks - The County is in the second year of restoring Parks services that were severely cut during the recession. Improvements include adding back park staff, upgrading equipment, improving maintenance, and increasing Police Athletic League (PAL) funding in several locations.

Retirement Costs - Although the Retirement plan realized a 3.82% increase in net assets for the year ending June 30, 2015, the Unfunded Actuarial Liability of the Plan increased by \$245.6 million, from \$382.3 million to \$627.9 million due to the change in actuarial assumptions related to improved mortality and decrease in the assumed discount rates. The Plan's funded ratio measured using the market value of assets decreased from 87.5% as of June 30, 2014 to 75.8% as of June 30, 2015. Again, the drivers of this decrease were the changes in mortality and discount rate assumptions.

The 2016-2017 Budget Year County specific composite contribution rate for all tiers is estimated to be 23.93%, an increase of 1.87% above the County composite rate of 22.06% in Fiscal Year 2015-2016. The overall cost of the retirement contribution rates for Stanislaus County is estimated to be \$60.1 million. Of this amount, \$24.8 million is reflective of General Fund costs. Actual contribution costs will vary based on a number of factors, such as number of employees, salaries, etc. This estimate is based on the employer contribution rates received in the April 2016 StanCERA Actuarial Valuation with data as of June 30, 2015.

Retirement costs estimated in the Recommended Proposed Budget were calculated using preliminary contribution rate data from StanCERA since the actuarial valuation was not complete when the budget was prepared. The preliminary estimates were conservative and the retirement cost estimated in the Proposed Budget is larger than the \$60.1 million estimated from the Actuarial Valuation approved by StanCERA in April 2016. The 2016-2017 Recommended Proposed Budget includes retirement costs estimated at \$61.4 million, of which \$25.4 million is General Fund. As a result, approximately \$600,000 General Fund support has been funded in department budgets in excess of the final retirement cost projections. General Fund department budgets will be evaluated and adjusted if needed in the 2016-2017 Mid-Year Financial Report.

It is expected that retirement costs will continue to be a significant cost driver for the organization with annual increases for the next two to three expected to increase the employer contribution rate by 3% to 4% or higher.

Financial Reserves - The Board of Supervisors is continuing its policy of maintaining a Contingency Reserve of 8% of the three-year average of Discretionary Revenue. The County will continue to make appropriate preparations to mitigate the impacts of a future recession on the local community.

2011 Realignment Local Innovation Subaccount - A new 2011 realignment subaccount has been established by the Auditor-Controller effective for Budget Year 2016-2017. As required by legislation, this account has been created to promote local innovation and county decision-making with respect to specified law enforcement activities realigned in 2011. This subaccount

Public Hearing to Consider the Adoption of the Recommended Proposed Budget for Budget Year 2016-2017 and Related Actions

will be funded with 10% of future growth earnings in four existing realignment accounts. Per Government Code 30025(15), “notwithstanding any other provision of this section, the moneys in the Local Innovation Subaccount shall be used to fund local needs. The Board of Supervisorsshall have the authority to spend money deposited in the Local Innovation Subaccount as it would any funds in the Juvenile Justice Subaccount, the District Attorney and Public Defender Subaccount, the Community Corrections Subaccount , or the Trial Court Security Subaccount.” It is anticipated that total funding available for Stanislaus County in Budget Year 2016-2017 will be approximately \$250,000, to be issued by the State with growth funds distribution in Fall 2016. Information will be included with the 2016-2017 Mid-Year Financial Report to identify the actual revenue received and a recommendation provided to the Board of Supervisors for potential use in this or upcoming budget years.

State Budget

The Governor’s May Revision for 2016-2017 highlighted adjustments to the 2016-2017 January Budget reflecting fiscal and program changes that have arisen since mid-year. The news for counties is generally positive, despite changes to Statewide revenue forecasts as a result of revenues for the month of April coming in significantly behind prior budget projections.

Prior to April, revenues for the State had exceeded past projections for the past several years by billions of dollars. However, because of the significant drop in April income taxes and sluggish sales taxes, the revenue forecast in the May revision has been reduced by \$1.9 billion. The Governor continues to vehemently express that caution is needed for any additional new, ongoing spending that is being considered and that the legislature should continue to prepare for the next recession.

According to the new revenue estimates, the State budget will run into deficit when Proposition 30, which authorized temporary tax increases when passed in November 2012, expires. The May budget notes that even if voters approve increased taxes on high-income individuals through the 12-year extension on the Fall ballot, the budget would only barely balance. The tax measure is projected to provide \$7-\$9 billion to the State budget and if not passed will create a significant hole to be filled.

The Managed Care Organization (MCO) tax fix was passed by the legislature during the Spring and this will provide stability in Medi-Cal funding for the next three years. This fix was an active, long-term negotiation, important to counties. As a result, State funding has been dedicated to developmental services, increased rates for intermediate care facilities and restoration of authorized hours previously reduced by 7% for beneficiaries of In Home Supportive Services (IHSS). The State also passed a minimum wage law that will raise the minimum wage incrementally until reaching \$15 per hour in 2022.

The Final Budget

As the Recommended Final Budget is prepared, there are two significant issues that must be considered: the impact of the State Budget once it is approved and the amount of fund balance in the General Fund when the accounting period for Fiscal Year 2015-2016 closes at the end of July. Any adjustments necessary as a result of these impacts will be recommended to the Board of Supervisors as part of the Recommended Final Budget. The Board of

Public Hearing to Consider the Adoption of the Recommended Proposed Budget for Budget Year 2016-2017 and Related Actions

Supervisors is requested to set a Public Hearing for August 30, 2016 at 9:05 a.m. to receive public comment and input on the Recommended Final Budget.

POLICY ISSUE:

The 2016-2017 Recommended Proposed Budget is presented to the Board of Supervisors in accordance with County Code Section 2.08.050 (c) (2), which requires the County Chief Executive Officer: “As county budget officer, supervise and direct the preparation of the annual county budget. In the performance of this duty, the CEO shall review and evaluate all departmental requests and all items in the recommended budget including expenditures, revenues and reserves. The CEO shall submit the recommended budget to the board of supervisors together with a written report and recommendations which shall be based on board of supervisors policy direction, revenue projections, budget targets, and proposed goals, objectives, work programs and projects developed by the various departments;”

FISCAL IMPACT:

Summary of Recommended Proposed Budget

The Recommended Proposed Budget appropriations total \$1,119,019,085 and reflect an increase of \$21,737,172, approximately 2% for all funds, as compared to the 2015-2016 Adopted Final Budget of \$1,097,281,913. The General Fund totals \$287,951,664 which has increased approximately 3.2% from the 2015-2016 Adopted Final Budget of \$278,921,910. The 2016-2017 Recommended Proposed Budget is an interim-spending plan for Stanislaus County operations until a 2016-2017 Recommended Final Budget is adopted on August 30, 2016.

The Recommended Proposed Budget contains projected revenue of \$1,080,698,204 which is \$28,578,218, or 2.7% above the 2015-2016 Adopted Final Budget. The 2015-2016 Adopted Final Budget relied on the use of \$45,161,927 in fund balance/retained earnings, which included \$5,340,939 of net county cost savings carried over into the new fiscal year. The recommended 2016-2017 Proposed Budget is balanced using \$38,320,881 of fund balance/retained earnings.

| Fund Type | Total Recommended Appropriations | Total Recommended Revenue | Fund Balance & One-Time Funding Required |
|------------------|---|----------------------------------|---|
| General | \$287,951,664 | \$280,479,776 | \$7,471,888 |
| Special Revenue | \$657,476,138 | \$633,833,330 | \$23,642,808 |
| Capital Projects | \$1,550,510 | \$885,000 | \$665,510 |
| Enterprise | \$75,051,766 | \$65,637,211 | \$9,414,555 |
| Internal Service | \$96,989,007 | \$99,862,887 | -\$2,873,880 |
| Total | \$1,119,019,085 | \$1,080,698,204 | \$38,320,881 |

Public Hearing to Consider the Adoption of the Recommended Proposed Budget for Budget Year 2016-2017 and Related Actions

A summary of beginning and projected ending fund balances for the various fund types will be included as part of the 2016-2017 Recommended Final Budget.

The following table displays the total cost impact of the Recommended Proposed Budget for 2016-2017 and details the sources of funding to balance the budget, including Department Revenue of approximately \$890.7 million, and Department Fund Balance/Retained Earnings of \$30.8 million. Net Cost to the County General Fund of \$197.5 million is balanced with \$190 million of Discretionary Revenue and \$7.5 million in General Fund Balance.

| | | |
|--|-----------------|------------------|
| Cost of recommended action: | | \$ 1,119,019,085 |
| Source(s) of Funding: | | |
| Department Revenue | 890,692,330 | |
| Fund Balance/Retained Earnings | 30,848,993 | |
| Funding Total: | | \$ 921,541,323 |
| Net Cost to County General Fund | | \$ 197,477,762 |
| | | |
| Fiscal Year: | 2016-2017 | |
| Budget Adjustment/Appropriations needed: | Yes | |
| | | |
| Fund Balance Projected as of July 1, 2016 | \$127.5 million | |
| | | |

Consistent with standard accounting practices, the County’s budget is accounted for in separate financial entities known as funds. The County’s budget includes three “governmental funds” – General, Special Revenue, and Capital Projects – to account for local government activities. The County also uses Enterprise and Internal Service funds, which are two proprietary fund types used for “business-type” activities.

Following is a brief description of recommendations in the 2016-2017 Recommended Proposed Budget by fund type. A more detailed explanation is included in the Recommended Proposed Budget document, beginning on page 37.

General Fund

The General Fund funds local services such as public safety, parks and recreation, planning and community development, justice administration, tax assessment and collection, legislation and administrative services and a host of other vital services. The revenue used to pay for these services comes primarily from local taxes such as property tax, sales tax, franchise fees, charges for services, and a variety of other discretionary sources. Also included is Appropriations for Contingencies recommended at a funding level of \$14,230,864 that serves as the contingency fund for the organization to provide for emergency needs and unanticipated and/or unbudgeted exposures for the entire fiscal year.

The recommended General Fund appropriations total \$287,951,664. Overall, the General Fund appropriations budget is \$9,029,754 more than the 2015-2016 Adopted Final Budget. Departmental revenue of \$90,473,902 is projected, which is an increase of \$9,618,067 from

Public Hearing to Consider the Adoption of the Recommended Proposed Budget for Budget Year 2016-2017 and Related Actions

the 2015-2016 Adopted Final Budget. Sources of funding include \$190,005,874 in discretionary revenue, and the use of \$7,471,888 of unassigned fund balance, for a total net county cost of \$197,477,762.

| General Fund | FY 2014-2015 Adopted Final Budget | FY 2015-2016 Adopted Final Budget | FY 2016-2017 Recommended Proposed Budget |
|---|--|--|---|
| Departmental Appropriations | \$ 260,062,780 | \$ 269,251,046 | \$ 273,720,800 |
| Appropriations for Contingencies | \$ 11,020,864 | \$ 8,170,864 | \$ 14,230,864 |
| Economic Development Bank (Fund 105) | | \$ 1,500,000 | \$ - |
| Total Appropriations | \$ 271,083,644 | \$ 278,921,910 | \$ 287,951,664 |
| Departmental Revenue | \$ 72,605,544 | \$ 80,855,835 | \$ 90,473,902 |
| Net County Cost | \$ 198,478,100 | \$ 198,066,075 | \$ 197,477,762 |
| Sources of Funding | | | |
| Discretionary Revenue | \$ 169,038,478 | \$ 178,801,791 | \$ 190,005,874 |
| Fund Balance - Assigned NCC Carryover Savings | \$ 12,345,632 | \$ 5,340,939 | \$ - |
| FB - Assigned & Non-Sendable PY Encum (0105) | \$ 17,093,990 | | \$ - |
| Fund Balance - Unassigned | \$ - | \$ 13,923,345 | \$ 7,471,888 |
| Total Sources of Funding | \$ 198,478,100 | \$ 198,066,075 | \$ 197,477,762 |
| Balance | \$ - | \$ - | \$ - |

The changes from year to year in the General Fund budget are attributable to several factors including: a \$3.2 million increase due to base adjustments in General Fund Departments, offset by budget adjustments of (\$1.4 million) to remove prior year one-time funding and reductions to Mandated Match/Contributions to Other Programs; a \$2.9 million increase due to service level changes requested by Departments; and the remainder of \$4.3 million is the net impact of the removal of prior year Net County Cost Savings offset by growth adjustments to General Fund budgets with corresponding external revenues.

Discretionary Revenue

Revenue available to fund programs at the Board of Supervisors’ discretion is referred to as Discretionary Revenue. The majority of discretionary revenue in the 2016-2017 Recommended Proposed Budget supports funding for public safety and criminal justice services for the Sheriff, Probation, District Attorney and Public Defender as well as government-related services such as the Chief Executive Office, Assessor and the Agricultural Commissioner. Health and Human Services departments use discretionary revenue via County Match to support maintenance of effort requirements for leveraging revenue for Federal and State supported programs.

The 2016-2017 Recommended Proposed Budget includes discretionary revenue estimates of \$190,005,874. This is an increase in discretionary revenue of \$11.2 million, or 6.3%, when compared to the 2015-2016 Adopted Final Budget. Increases are largely attributed to Property Tax revenue which is projected to grow 4% consistent with the anticipated growth in the assessment roll to total of \$49.9 million. This projection includes an estimated \$6.2 million benefit from the elimination of Negative Bailout, effective with the passage of Senate Bill (SB) 107, which ended an annual reduction to the County’s portion of property taxes. While

Public Hearing to Consider the Adoption of the Recommended Proposed Budget for Budget Year 2016-2017 and Related Actions

property tax revenue projections include the elimination of Negative Bailout, no specific recommendations are included for use of these funds in the 2016-2017 Proposed Budget. Recommendations related to this new source of Discretionary Revenue will be brought to the Board of Supervisors at Final Budget, pending validation of actual revenues realized through June 2016 receipts. Sales tax is forecast to grow approximately 2% above the 2015-2016 Adopted Final Budget level.

Fines, Forfeitures & Penalties are projected to remain stable at \$2,500,000. Revenue from the Use of Money is projected to increase by \$57,056 from the 2015-2016 Adopted Final Budget estimated revenue of \$1,842,944 to the 2015-2016 estimated revenue projection of \$1,900,000, primarily due to interest earnings. Intergovernmental Revenue is projected to remain relatively flat, with an estimated \$5,000 increase. Adjustments may be included as part of the 2016-2017 Recommended Final Budget as total 2015-2016 revenue amounts are received and recorded during the year-end close, or with the Mid-Year Financial Report in 2017 when six months of activity will be available for Budget Year 2016-2017.

The following chart represents the total projected discretionary revenue:

| Discretionary Revenue Description | Fiscal Year 2015-2016 Final Budget | Fiscal Year 2015-2016 Projections | Budget Year 2016-2017 Proposed Budget | Difference: 2015-2016 Projections 2016-2017 Proposed |
|-----------------------------------|------------------------------------|-----------------------------------|---------------------------------------|--|
| Taxes | \$ 126,319,000 | \$ 132,721,488 | \$ 136,845,000 | \$ 4,123,512 |
| Licenses, Permits & Franchises | 1,200,000 | 1,200,000 | 1,200,000 | - |
| Fines, Forfeitures & Penalties | 2,500,000 | 2,500,000 | 2,500,000 | - |
| Revenue from Use of Money | 1,842,944 | 2,900,800 | 1,900,000 | (1,000,800) |
| Intergovernmental Revenue | 42,102,000 | 43,225,948 | 42,107,000 | (1,118,948) |
| Charges for Services | 1,574,002 | 1,648,812 | 2,016,750 | 367,938 |
| Miscellaneous Revenues | - | 23,708 | - | (23,708) |
| Other Financing Sources | 3,263,845 | 4,446,132 | 3,437,124 | (1,009,008) |
| Total | \$ 178,801,791 | \$ 188,666,888 | \$ 190,005,874 | \$ 1,338,986 |

General Fund – Reserves Summary

Total General Fund fund balance as of July 1, 2016 is projected to be \$127,521,118 and includes all categories: Nonspendable, Restricted, Committed, Assigned and Unassigned. Total unassigned fund balance is projected to be \$15,381,066 on July 1, 2016; this General Fund analysis assumes full use of the Fiscal Year 2015-2016 budgeted appropriations and is a conservative estimate for the projected fund balance.

As presented, the 2016-2017 Recommended Proposed Budget is projected to use \$7.5 million in Unassigned fund balance to support County operations and to end the budget year with unassigned fund balance of \$9 million. \$1.1 million of Assigned fund balance will be transferred to the Unassigned category.

Adjustments to Fund Balance will occur in the year-end close process consistent with the Board of Supervisors Fund Balance Policy, approved in September of 2012. The Assigned Contingency Reserve shall be equal to at least 8% of the average annual Discretionary Revenue for the preceding three fiscal years, for the purpose of mitigating economic downturns, unforeseen circumstances, reductions to revenue, disaster costs associated with emergencies and to maintain core service levels. To assist in maintaining the County's

Public Hearing to Consider the Adoption of the Recommended Proposed Budget for Budget Year 2016-2017 and Related Actions

positive credit rating, the Assigned Debt Service Reserve shall be equal to at least one year of debt service payments. The General Fund Balance Policy is intended to provide the County with sufficient working capital and a comfortable margin of safety to address emergencies and unexpected declines in revenue without borrowing.

Recent reports from Departments related to current year spending, savings in the Appropriations for Contingencies budget and the impact of the elimination of Negative Bailout indicate that a more positive year-end fund balance is likely. Should fund balance at July 1, 2016, grow above the amount needed to balance the Final Budget, the Chief Executive Officer will strategically assign funding as part of the year-end close to first meet the requirements of the existing General Fund Balance Policy. To further support Final Budget recommendations, funds will be reserved for specific projects related to the County benefit of 2015-2016 Negative Bailout. Additional assignments would be established to continue to pay down debt and establish reserves for business exposures, including pending State Controller’s Office audits at the State and local level. Further assignments could be established to meet needed technology upgrades and/or capital improvements at various County facilities including support for projects prioritized through the Americans with Disabilities Act (ADA) assessment currently in process. If sufficient funds are available, assignment of funds for future demolition of buildings that have exceeded their useful life is a potential prudent investment.

A complete review of the General Fund’s classification of fund balance will be completed after the 2015-2016 year-end close and this financial analysis will be addressed in the Recommended Final Budget document.

| GENERAL FUND | Projected Fund Balance 7/1/16 | Use of Fund Balance | Projected Fund Balance 6/30/17 |
|---------------------------|--------------------------------------|----------------------------|---------------------------------------|
| Nonspendable | \$ 14,678,266 | | \$ 14,678,266 |
| Restricted | 4,240,485 | | 4,240,485 |
| Committed | 6,933,210 | | 6,933,210 |
| Assigned | \$86,288,091 | (1,100,000) | 85,188,091 |
| Unassigned | 15,381,066 | (6,371,888) | 9,009,178 |
| Total Fund Balance | \$ 127,521,118 | \$ (7,471,888) | \$ 120,049,230 |

Long Range Model

Annual budget analysis is completed with attention to the multi-year, long range model which provides guidance for financial decisions. The long range model is updated through Budget Year 2019-2020 and includes the following assumptions: Discretionary Revenues are forecast to grow approximately 2.8% beginning in 2017-2018 forward; annual base General Fund costs are projected to grow 2.5% beginning in 2017-2018 forward; General Fund Debt Service is materially paid off by the end of 2017-2018; and budget resources, reserves and one-time strategies will be required to balance budgets beginning in Budget Year 2017-2018.

Public Hearing to Consider the Adoption of the Recommended Proposed Budget for Budget Year 2016-2017 and Related Actions

Long Range Model Summary

| ITEM | 2016-2017 Recommended Proposed | 2017-2018 Projected Budget | 2018-2019 Projected Budget | 2019-2020 Projected Budget |
|--|--------------------------------------|----------------------------------|----------------------------------|----------------------------------|
| Funding Assumptions: | | | | |
| Discretionary Revenue | \$ 190,005,874 | \$ 195,300,000 | \$ 200,600,000 | \$ 206,300,000 |
| Departmental Revenue | 90,473,902 | 91,400,000 | 92,300,000 | 93,200,000 |
| Unassigned Fund Balance | 7,471,888 | 4,700,000 | 6,500,000 | 6,400,000 |
| Total Funding | \$ 287,951,664 | \$ 291,400,000 | \$ 299,400,000 | \$ 305,900,000 |
| Expenditure Assumptions: | | | | |
| Base Budget | \$ 275,644,508 | \$ 276,500,000 | \$ 285,400,000 | \$ 293,900,000 |
| Debt Service Acceleration | 1,315,728 | 1,300,000 | | - |
| Jail Facility - Staffing and Operations | 4,991,428 | 12,000,000 | 20,300,000 | 20,700,000 |
| Public Safety Restoration | 6,000,000 | 8,000,000 | 8,000,000 | 8,000,000 |
| Total Expenditures | \$ 287,951,664 | \$ 297,800,000 | \$ 313,700,000 | \$ 322,600,000 |
| Total (deficit in brackets) | \$ - | \$ (6,400,000) | \$ (14,300,000) | \$ (16,700,000) |
| Budget Reductions, Revenue or Additional Use of One-Time Funding | \$ - | \$ 6,400,000 | \$ 14,300,000 | \$ 16,700,000 |
| Balance | \$ - | \$ - | \$ - | \$ - |

Special Revenue Funds

Special Revenue Funds are a fund type used to account for the proceeds of specific revenue sources that are legally restricted to expenditures for specific purposes. Special Revenue Funds account for 58.8% of Stanislaus County’s budget. Some of the larger Special Revenue Funds include programs for Behavioral Health and Recovery Services, the Community Services Agency, Alliance Worknet, Child Support Services, Environmental Resources, Health Services Agency, Public Works and a variety of other grant programs.

The recommended Special Revenue Funds total \$657,476,138, which are funded by \$618,084,173 in departmental revenue, \$23,642,808 in department fund balance and a General Fund contribution of \$15,749,157. This represents an increase to Special Revenue Funds of \$8,696,690, or 1.3%, from the 2015-2016 Adopted Final Budget.

Capital Projects Funds

The Courthouse Construction Fund and the Criminal Justice Facilities Fund are the budgets that are currently in the Capital Projects Fund. This fund is typically used to account for financial resources that are used for the acquisition or construction of major capital facilities or to provide facilities for County departments. The budget does not represent the entire capital projects currently underway, as funding for major capital projects are carried forward in the budget over their multi-year delivery schedules and are not re-appropriated each year as part of the fiscal year budget adoption.

Recommended Capital Projects Funds total \$1,550,510, and are funded by \$885,000 in departmental revenue, and \$665,510 in departmental fund balance. This represents an overall increase of \$10,000 above the 2015-2016 Adopted Final Budget.

Enterprise Funds

Enterprise Funds are set up for specific services that are funded directly by fees charged for goods or services. County Enterprise Funds include the Health Services Agency Clinics and Ancillary Services, the Geer Road and Fink Road Landfills, Stanislaus Regional Transit and Sheriff Jail Commissary/Inmate Welfare.

The recommended Enterprise Funds total \$75,051,766, and are funded by \$62,523,814 in departmental revenue, \$9,414,555 in retained earnings, and a General Fund contribution of \$3,113,397. This represents an overall increase of \$2,559,217, or 3.5%, from the 2015-2016 Adopted Final Budget.

Internal Service Funds

Internal Service Funds are used for areas where goods or services are provided to other County departments or governments on a cost-reimbursement basis. Examples of Internal Service Funds are the County’s Information Technology and Telecommunications Department (Strategic Business Technology), General Services Agency, and a variety of County self-insurance funds such as Medical Self-Insurance and Workers’ Compensation.

The recommended Internal Service Funds total \$96,989,007, and are funded by \$99,862,887 in departmental revenue and generate a contribution of \$2,873,880 in retained earnings. This represents an overall increase of \$1,441,511, or 1.5%, from the 2015-2016 Adopted Final Budget.

BOARD OF SUPERVISORS’ PRIORITY:

Approval of the recommended actions support the Board’s priorities of A Safe Community, A Healthy Community, A Strong Local Economy, Effective Partnerships, A Strong Agricultural Economy/Heritage, A Well Planned Infrastructure System and Efficient Delivery of Public Services by addressing the Board of Supervisors’ goals and priorities in the allocation of fiscal resources and reflecting the service needs and public policy direction for the community.

STAFFING IMPACT:

The Recommended 2016-2017 Proposed Budget incorporates funding for 4,243 allocated full-time positions. The Proposed recommendations include an overall increase in the allocation count of 72 positions from the 4,171 full-time positions approved in the 2015-2016 Third Quarter Financial Report. The primary reason for the increase in staffing is Public Safety Restoration (PSR), program growth and increased customer demand.

| | |
|--|--------------|
| Total Current Authorized Positions As Of 2015-2016 Third Quarter Report | 4,171 |
| 2016-2017 Proposed Budget Recommendations | 72 |
| Total Recommended Authorized Positions as of 2016-2017 Proposed Budget | 4,243 |

Public Hearing to Consider the Adoption of the Recommended Proposed Budget for Budget Year 2016-2017 and Related Actions

The 2016-2017 Proposed Budget staffing recommendations include restoring 14 unfunded positions, adding 61 new positions, unfunding two vacant positions, and deleting one vacant position. The Public Safety Restoration Plan accounts for 20 of the 61 new positions and three of the 14 restored positions being recommended. Position detail is provided on Attachment B and the budget document. Recommended changes to the position allocation are broken down below by priority.

A Safe Community

Public Safety Restoration-

It is recommended to restore three positions and add 20 new positions for Public Safety Restoration:

| | |
|---|---|
| District Attorney-Criminal Division | <ul style="list-style-type: none"> Restore two Criminal Investigator II positions Restore one Attorney V position |
| Probation-Field Services | <ul style="list-style-type: none"> Add one Deputy Probation Officer III position Add three Deputy Probation Officer II-BB positions |
| Probation-Youthful Offender Block Grant | <ul style="list-style-type: none"> Add six Probation Corrections Officer II-BB positions Add one Supervising Probation Corrections Officer position |
| Sheriff-Administration | <ul style="list-style-type: none"> Add one Manager IV position |
| Sheriff-Detention | <ul style="list-style-type: none"> Add two Assistant Cook II-BB positions |
| Sheriff-Operations | <ul style="list-style-type: none"> Add six Deputy Sheriff positions |

BB-block budget

In addition, the following position allocation recommendations outside of Public Safety Restoration are described below.

CEO-OES/Fire Warden-

It is recommended to restore an unfunded Staff Services position from CEO – County Fire Service Fund and transfer to OES/Fire Warden to remain in compliance with the Homeland Security Presidential Directives 5 and 8. This position will be funded 50% from the OES budget net county cost savings and 50% from the County Fire Service Fund.

Probation-

It is recommended to add two new positions funded outside of the 2016-2017 PSR program: one position was planned for 2017-2018 PSR and will be accelerated to begin one year in advance to oversee investigations and the Field Training Officer training unit; and one position to function as a Community Liaison. Both positions will be funded using one-time Corrections Performance Incentive Funds.

Sheriff-

It is recommended to add three new positions funded outside of the PSR program: one position to expedite the processing of the Concealed Carry Weapon (CCW) applications; one position to serve in contract cities; and another to support the County Security Program assigned to the Office of Emergency Services.

A Healthy Community

Behavioral Health and Recovery Services-

It is recommended to add 16 new positions: two to support programs at the Community Services Agency; one funded by CCP to be embedded in Probation; three to support the Drug Medi-Cal Opt-in action; two to remain compliant in the Genesis (methadone) program; one for Utilization Management to meet Title 9 requirements that will replace three extra-help positions; one to provide transportation to disabled and older adults, replacing an extra-help position; one to provide case management services in the MHSA Housing and Support Services program; four to eliminate the wait list in the MHSA Adult Co-Occurring Substance Use Disorder program; and one nurse position that was funded in the approved Adult Co-Occurring Substance Use Disorder program but not requested (originally this need was meant to be filled with an HSA nurse).

Child Support Services-

It is recommended to delete one vacant Legal Clerk III position.

Community Services Agency-

It is recommended to add five new positions to meet increased customer needs: three in In-Home Supportive Services for initial and on-going eligibility determinations, funded by California Department of Social Services (CDSS); one in the Children's Resource Family Approval program for licensing Foster Family homes, funded by CDSS; and one in Financial Services to support accurate and timely vendor payments, funded by federal and state revenues.

Health Services Agency-

It is recommended to restore four positions, add seven new positions and unfund two vacant positions: add one new executive level position to support a departmental reorganization; restore two positions and add one new position in Public Health to address compliance issues and identification/prevention of disease, funded with department revenues; restore one position in Clinics and Ancillary Services to support expanded services at the Family and Pediatric Health Center, funded with department revenues; and restore one position and add five new positions in Administration to fully support the Department's Electronic Medical Record system and provide facility support to the Department, funded within the Department's existing budget; and unfund two vacant positions in Public Health.

A Well Planned Infrastructure System

Environmental Resources-

It is recommended to restore two unfunded positions and add two new positions: restore one unfunded Senior Environmental Health Specialist position due to increased workload and monitoring for several programs, funded through department revenue; add one new Staff Services Analyst position to replace an extra-help position assigned to solid waste, funded through the collection of Franchise fees; add one new Zoning Enforcement Officer to support the Code Enforcement Restoration, funded through the General Fund; and restore one unfunded Landfill Equipment Operator III position at Fink Road Landfill to reduce some reliance on part-time extra help staff.

Planning and Community Development-

It is recommended to restore one unfunded Manager III position for the purpose of on-going General Plan maintenance. This position will be fully funded with General Plan Maintenance fee revenue.

Public Works-

It is recommended to add a new Manager I position to be dedicated as the Assistant Human Resources Manager for the Department, due to a significant increase in ongoing personnel matters that require extensive County resources, funded within the Department's existing budget. Additionally, it is recommended to transfer out two positions associated with the Geographic Information System (GIS) to Strategic Business Technology effective July 1, 2016.

Efficient Delivery of Public Services

Assessor-

It is recommended to restore three unfunded positions: one Account Clerk III position to provide the necessary staffing to complete tasks in a timely manner, decreasing the lag time between the processing of recorded documents and the actual recording time and increasing the efficiency in providing homeowner's exemption claims to new owners; one Appraiser Technician position to complete the tasks generated by a sharp increase in plantings and improvement to agricultural properties and to track and assess new subdivisions resulting from an uptick in housing industry activity; and one Auditor-Appraiser III position and reclassify upward to an Application Specialist III to assist in digitizing assessor map books into a geodatabase, and develop map layers and applications that will allow the data to be more accessible. These positions will be funded through the General Fund.

General Services Agency-

It is recommended to add three new positions in the Facilities Maintenance Division: two of the positions will provide general maintenance of buildings and the other position will provide support to the lock shop, funded through the Internal Service Fund. It is also recommended to add a clerical position in Fleet Services to support vehicle registration, fixed asset entry, and schedule routine maintenance, funded within the Department's existing budget.

Strategic Business Technology-

It is recommended to add one Software Developer Analyst position to help meet the increasing demand for software development services, funded within the Department's existing budget. Beginning in Budget Year 2016-2017, the County's Geographical Information System (GIS) Central team will reside in SBT. This move includes the transfer of two positions from Public Works to SBT effective July 1, 2016.

The following table summarizes staffing impacts by department.

Public Hearing to Consider the Adoption of the Recommended Proposed Budget for Budget Year 2016-2017 and Related Actions

RECOMMENDATIONS AFFECTING POSITION ALLOCATION COUNT

| Departments | Restore Unfunded Positions | Add New Positions | Unfund Vacant Positions | Delete Vacant Positions | Subtotal |
|---------------------------------------|-----------------------------------|--------------------------|--------------------------------|--------------------------------|-----------------|
| Assessor | 3 | | | | 3 |
| Behavioral Health & Recovery Services | | 16 | | | 16 |
| Chief Executive Office | 1 | | | | 1 |
| Child Support Services | | | | -1 | -1 |
| Community Services Agency | | 5 | | | 5 |
| District Attorney | 3 | | | | 3 |
| Environmental Resources | 2 | 2 | | | 4 |
| General Services Agency | | 4 | | | 4 |
| Health Services Agency | 4 | 7 | -2 | | 9 |
| Planning | 1 | | | | 1 |
| Probation | | 13 | | | 13 |
| Public Works | | 1 | | | 1 |
| Sheriff | | 12 | | | 12 |
| Strategic Business Technology | | 1 | | | 1 |
| GRAND TOTAL | 14 | 61 | -2 | -1 | 72 |

Total authorized positions include an additional 110 positions administered through the County’s classification and payroll system which are allocated to external organizations, including Stanislaus Animal Services Agency (31), Stanislaus Regional 911 (59), the Local Agency Formation Commission (LAFCO) (3), Stanislaus County Employees’ Retirement Association (StanCERA) (15), and Stanislaus Law Library (2).

The recommended technical changes not affecting the position allocation count include: transferring one position between budget units and two positions between departments, reclassifying 11 positions, block-budgeting 25 positions, conducting classification studies for 33 positions, deleting one unfunded position, and adding one new classification. The technical adjustments are broken down by department and illustrated in the chart on the following page.

Public Hearing to Consider the Adoption of the Recommended Proposed Budget for Budget Year 2016-2017 and Related Actions

TECHNICAL ADJUSTMENTS TO POSITION ALLOCATION

| Department | Reclassify Upward/ Downward | Classification Study | Add New Classification | Block-Budget | Delete Unfunded Position | Transfer In | Transfer Out |
|---|-----------------------------|----------------------|------------------------|--------------|--------------------------|-------------|--------------|
| Area Agency on Aging | | 3 | | | | | |
| Assessor | 1 | 14 | | | | | |
| Behavioral Health and Recovery Services | | 1 | | 24 | | | |
| Chief Executive Office | 1 | | | | | 1 | -1 |
| Child Support Services | 4 | | | | | | |
| Children and Families Commission | | 1 | | | | | |
| Community Services Agency | 3 | 2 | | | | | |
| District Attorney | 1 | | | | | | |
| General Services Agency | | 1 | | | | | |
| Health Services Agency | 1 | 3 | 1 | 1 | | | |
| Library | | 1 | | | | | |
| Parks and Recreation | | 4 | | | | | |
| Public Works | | | | | 1 | | -2 |
| Strategic Business Technology | | 3 | | | | 2 | |
| GRAND TOTAL | 11 | 33 | 1 | 25 | 1 | 3 | -3 |

The chart below compares the number of allocated positions, the number of filled positions, and the number of extra-help employees and personal service contractors between the 2007-2008 Fiscal Year and the 2016-2017 Budget Year.

| | Fiscal Year 2007-2008 | Budget Year 2016-2017 | % Change |
|--------------------------------|-----------------------|-----------------------|---------------|
| Full Time Authorized Positions | 4,603 | 4,243 | -7.82% |
| Full-time Employees | 4,046 | 3778 | -6.62% |
| Extra-help Employees | 636 | 515 | -19.03% |
| Personal Service Contractors | 190 | 115 | -39.47% |
| TOTAL STAFF MEMBERS | 4872* | 4408** | -9.52% |

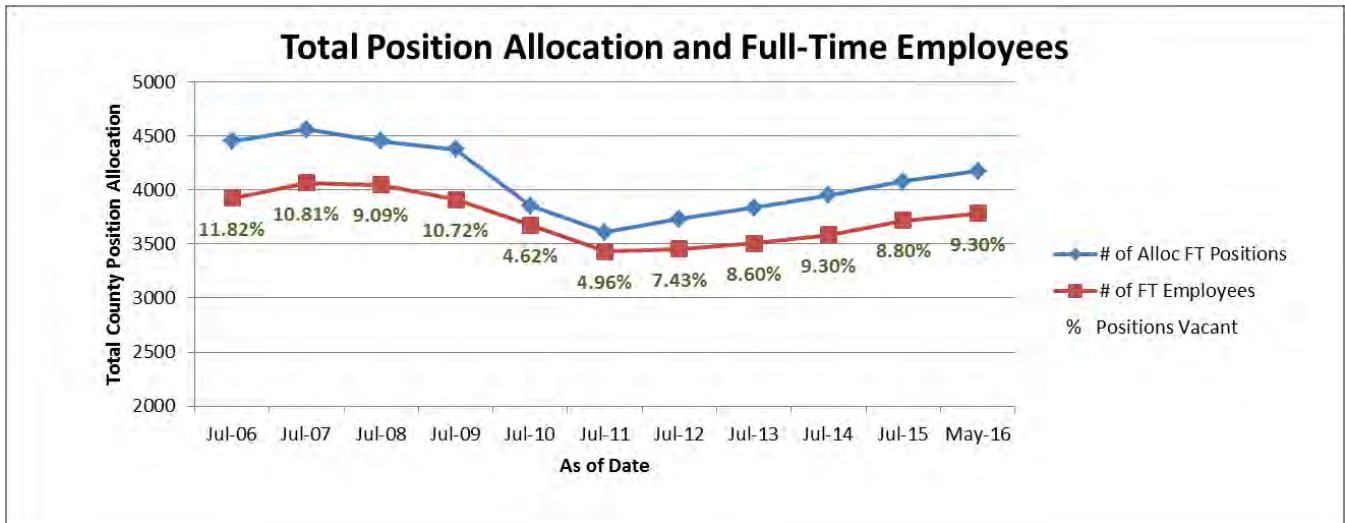
*Full-time, Extra-help and Personal Service Contract Employees are reflected as of pay period ending May 17, 2008

** Full-time, Extra-help and Personal Service Contract Employees are reflected as of pay period ending May 13, 2016

Since Fiscal Year 2007-2008 the County is still experiencing an overall net decrease of 360 allocated positions, a decline of approximately 7.8%, and a decrease of 268 full-time filled positions or a decline of approximately 6.6%.

The following line graph below depicts a comparison of number of full-time allocated positions and number of full-time employees from July of 2006 to May of 2016.

Public Hearing to Consider the Adoption of the Recommended Proposed Budget for Budget Year 2016-2017 and Related Actions



Staffing Attachment B reflects the changes to authorized positions recommended as part of this Recommended Proposed Budget. It is recommended that the Salary and Position Allocation Resolution be amended to reflect these changes effective the first full pay period following July 1, 2016, unless otherwise noted.

CONTACT PERSON:

Stan Risen, Chief Executive Officer. Telephone: (209) 525-6333.

Jody Hayes, Assistant Chief Executive Officer. Telephone: (209) 525-6333.

ATTACHMENT(S):

- A. Recommended Proposed Budget – Budget Year 2016-2017
- B. 2016-2017 Proposed Budget Staffing Recommendations
- C. 2016-2017 Proposed Budget Contract Summary Sheet – Contracts over \$100,000
- D. 2016-2017 Proposed Budget Contract Summary Sheet – Contracts between \$50,000 – \$100,000

ATTACHMENT A

Recommended Proposed Budget
Budget Year 2016-2017

**Recommended
Proposed Budget
Budget Year 2016-2017**

Stanislaus County, California



A Focus on the Future



**Submitted by
Stan Risen
Chief Executive Officer**

**BOARD OF SUPERVISORS
Dick Monteith, Chair
William O'Brien
Vito Chiesa
Terry Withrow
Jim DeMartini**



GOVERNMENT FINANCE OFFICERS ASSOCIATION

*Distinguished
Budget Presentation
Award*

PRESENTED TO

**Stanislaus County
California**

For the Fiscal Year Beginning

July 1, 2015

A handwritten signature in black ink, reading "Jeffrey R. Egan".

Executive Director

The Government Finance Officers Association of the United States and Canada (GFOA) presented a Distinguished Budget Presentation Award to Stanislaus County, California for its annual budget for the Fiscal Year beginning July, 1, 2015.

In order to receive this award, a governmental unit must publish a budget document that meets program criteria as a policy document, as an operations guide, as a financial plan, and as a communication device.

The award is valid for a period of one year only and is the thirteenth in the history of Stanislaus County. We believe our current budget document continues to conform to program requirements, and we are submitting it to GFOA to determine eligibility for another award.

STANISLAUS COUNTY 2015 AWARD

Front cover pictures from left to right: Apiary Training; Public Health Nurse – Flu Shot Clinic; Preschool Story Time at the Library; Adult Detention Deputies - Uniform Inspection; Children's Playground - Frank Raines Regional Park

BOARD OF SUPERVISORS

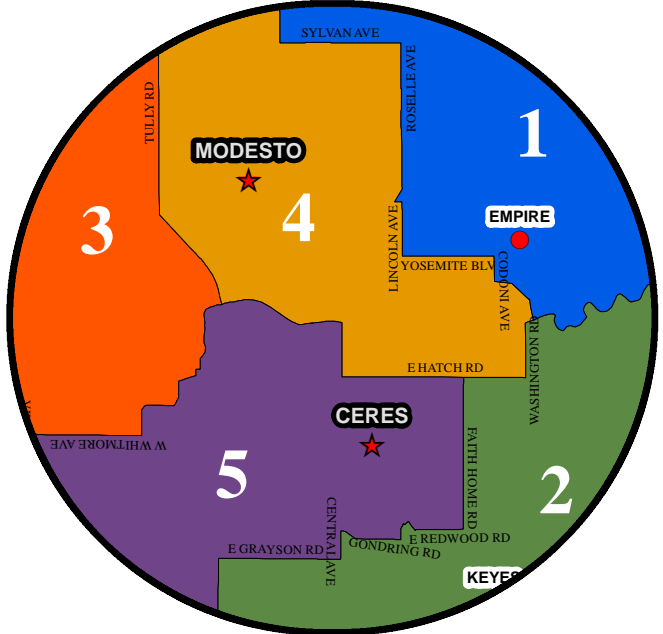
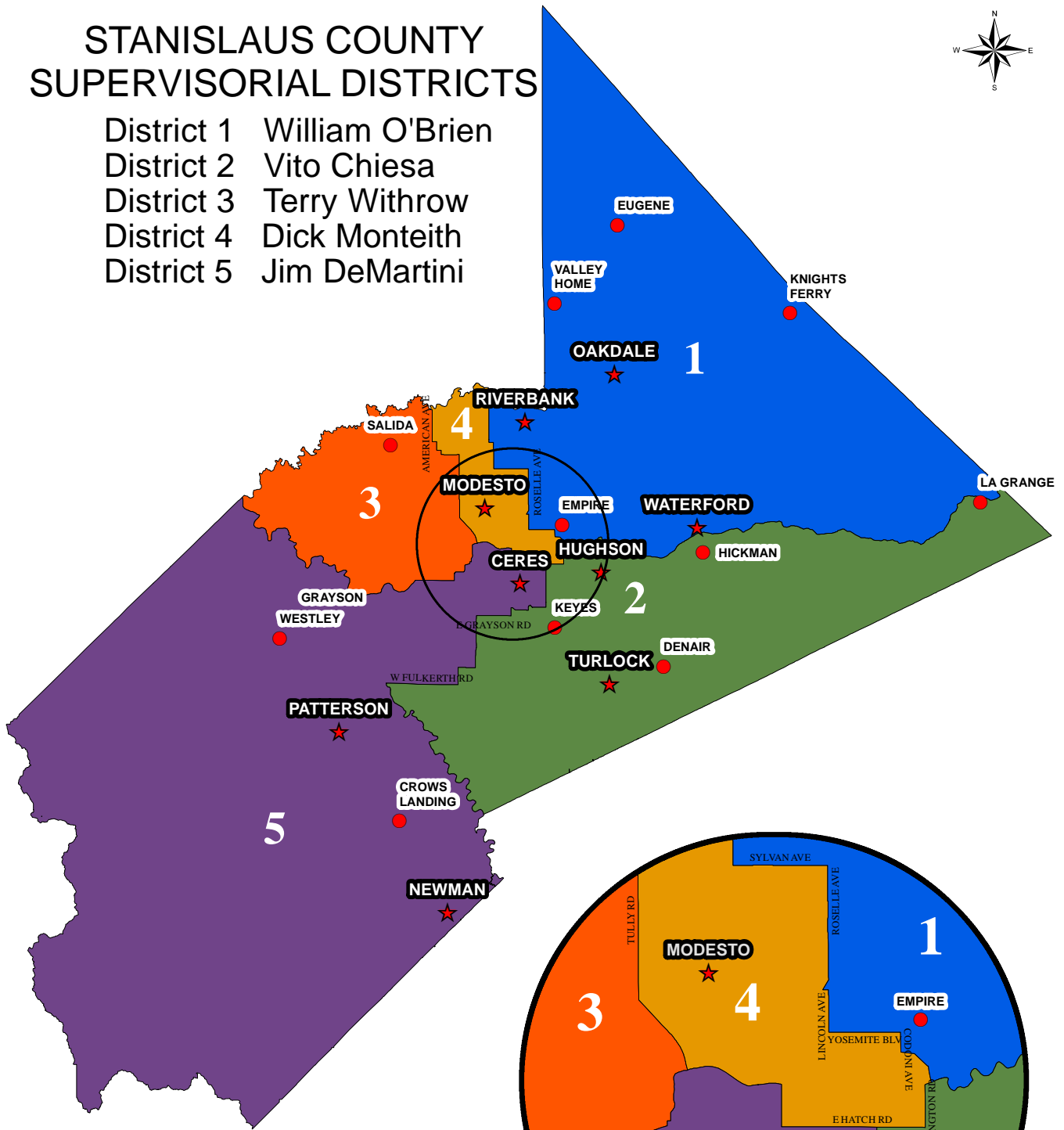


From left to right: Supervisor Vito Chiesa, District 2; Supervisor Terry Withrow, District 3; Supervisor Jim DeMartini, District 5; Supervisor William O'Brien, District 1; and Supervisor Dick Monteith, District 4

STANISLAUS COUNTY SUPERVISORIAL DISTRICTS



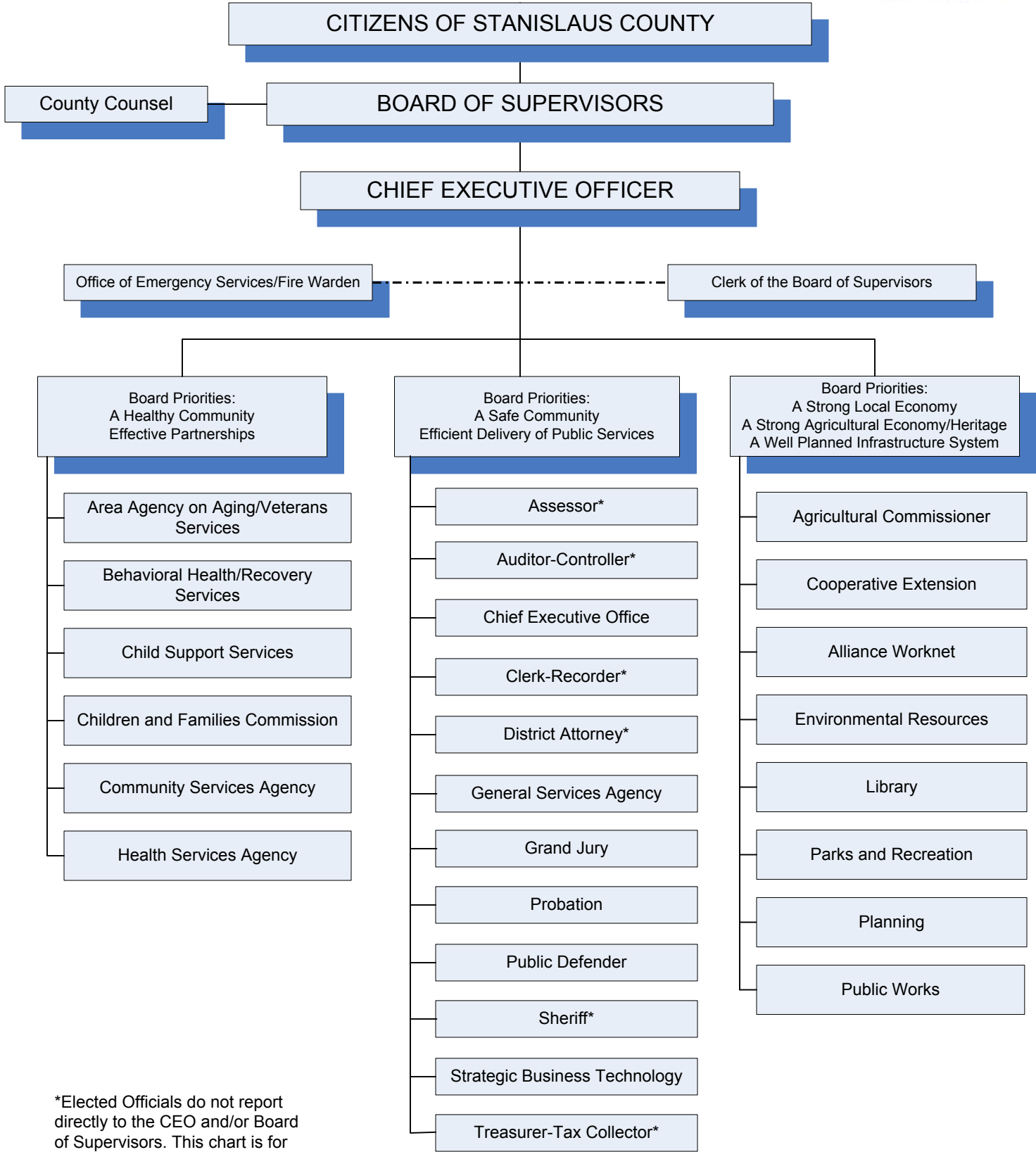
- District 1 William O'Brien
- District 2 Vito Chiesa
- District 3 Terry Withrow
- District 4 Dick Monteith
- District 5 Jim DeMartini



- ★ INCORPORATED CITIES
- UNINCORPORATED COMMUNITIES

ENLARGEMENT

STANISLAUS COUNTY ORGANIZATIONAL CHART



*Elected Officials do not report directly to the CEO and/or Board of Supervisors. This chart is for purposes of budget organization. Effective 2016 - 2017

Vision

....a county that is respected for its service in the community and is known as the best in America.

Priorities

The Stanislaus County Board of Supervisors is committed to providing excellent community services and we charge the organization to effectively manage public resources, encourage innovation and continuously improve business efficiencies.

In collaboration with public and private partnerships we strive for:

- **A safe community**
- **A healthy community**
- **A strong local economy**
- **Effective partnerships**
- **A strong agricultural economy/heritage**
- **A well-planned infrastructure system**
- **Efficient delivery of public services**

Mission

Stanislaus County serves the public interest by promoting public health, safety, welfare and the local economy in an efficient, cost-effective manner.

Values

- Trustworthiness...acting with honesty, integrity, loyalty and keeping our promises**
- Respect...treating everyone with dignity**
- Responsibility...being accountable for our actions and pursuing excellence**
- Fairness...treating others with impartiality and equity**
- Caring...showing concern for the well-being of others**
- Citizenship...obeying laws and regulations and caring about our community**

Stanislaus County

SUMMARY OF BOARD PRIORITIES AND GOALS

| BOARD PRIORITY | GOALS |
|---|--|
| A Safe Community | <ol style="list-style-type: none"> 1. Demonstrate responsiveness to reported trends in criminal activity 2. Improve the effectiveness and efficiency of the criminal justice system 3. Ensure local and regional disaster preparedness 4. Reduce pet overpopulation 5. Promote public awareness |
| A Healthy Community | <ol style="list-style-type: none"> 1. Promote and provide access to services that support continued health, self-sufficiency, accountability, protection and independence based upon available funding and current regulations. |
| A Strong Local Economy | <ol style="list-style-type: none"> 1. Facilitate job creation 2. Promote an attractive regional environment 3. Promote adequate/affordable housing |
| Effective Partnerships | <ol style="list-style-type: none"> 1. Explore, identify and evaluate opportunities for effective partnerships 2. Recognize and promote the value of partnerships to the community |
| A Strong Agricultural Economy/Heritage | <ol style="list-style-type: none"> 1. Support and promote agricultural products, education, technology and innovation 2. Protect agriculture resources 3. Manage threats to agriculture |
| A Well Planned Infrastructure System | <ol style="list-style-type: none"> 1. Ensure reliable water sources—quality and quantity 2. Improve transportation circulation 3. Promote effective solid waste disposal 4. Develop a comprehensive flood control strategy |
| Efficient Delivery of Public Services | <ol style="list-style-type: none"> 1. Improve customer satisfaction 2. Increase e-government services and transactions 3. Improve the efficiency of County government processes 4. Improve energy efficiency |



CHIEF EXECUTIVE OFFICE

Stan Risen
Chief Executive Officer

Patricia Hill Thomas
Chief Operations Officer/
Assistant Executive Officer

Keith D. Boggs
Assistant Executive Officer

Jody Hayes
Assistant Executive Officer

1010 10th Street, Suite 6800, Modesto, CA 95354
Post Office Box 3404, Modesto, CA 95353-3404

Phone: 209.525.6333 Fax 209.544.6226

June 9, 2016

Chairman Dick Monteith
Supervisor William O'Brien
Supervisor Vito Chiesa
Supervisor Terry Withrow
Supervisor Jim DeMartini

“Walk with the dreamers, the believers, the courageous, the cheerful, the planners, the doers, the successful people with their heads in the clouds and their feet on the ground. Let their spirit ignite a fire within you to leave this world better than when you found it...”

Wilferd Arlan Peterson

Dear Supervisors,

I am pleased to present for your consideration the 2016-2017 Recommended Proposed Budget. This recommended budget, totaling \$1,119,019,085 represents a 2% increase from the 2015-2016 Adopted Final Budget and a 3.4% increase above the 2015-2016 Adopted Proposed Budget. This budget provides the resources that help drive our mission of serving our community by promoting public health, safety, welfare and the local economy in an efficient and cost-effective manner. Our theme for this year's budget is "Focus on the Future" and our goal is to present a spending plan that is prudent, targeted, sustainable and forward thinking.

I heard someone once say that each night, as they would lay their head on their pillow to fall asleep, they would reflect on the day and ponder as to whether they had a part, in some small or large way, in leaving the world a better place that day. That reflection has left a lasting impression on me, as I often find myself pondering the same question as I consider my work, my relationships or my community: "What have I done today to leave my world a little better than I found it?"

I share that thought, and the above referenced quote, as I am sensing greater than ever, a growing movement of "dreamers... believers... courageous... cheerful... planners... doers... successful people with their heads in the clouds and their feet on the ground" both within our organization and in our broader communities committed to making our world of Stanislaus County a better place. We are coming together to change our story from one that focuses on everything that is wrong with our community to everything that is right about

our community. Stanislaus County is becoming a place where movements are being borne such as “Focus on Prevention,” “Love our Cities,” “Stanislaus Reads,” “Destination Graduation,” and multiple neighborhood based movements. These movements are anchored by a growing number of concerned and dedicated leaders, employees and citizens committed to making Stanislaus County a better place to live, work, learn, prosper and play.

There is also a growing recognition that no one sector acting alone can create the future we hope for, and there is a role for all sectors to play, including: neighborhoods; businesses; education; faith; health; non-profits; philanthropy; media; arts, entertainment and sports; and local government. If we are to significantly improve the well-being and futures of our families and communities, residents and leaders from across the community must act together.

As a Board of Supervisors, you have been modeling this collaborative approach to problem solving. A few examples include your work in creating a Water Advisory Committee, tasked with developing strategies to ensure a sustainable groundwater supply for future generations; your formation of a vastly diverse Medical Marijuana Workgroup to inform the Board regarding this challenging topic; or your development of Focus on Prevention, a 10-sector movement tasked with improving the quality of life for every family in our County.

This type of “forward thinking” is foundational to what we are trying to build in our organization and is reflected in the Recommended Proposed Budget presented to you today. This budget is organized by your seven priority areas and contains a prudent and targeted spending plan that was completed with attention to multi-year, long-range modeling. It maintains your commitment to the continued implementation of the Public Safety Restoration and Code Enforcement Restoration Plans, continued funding for the Technology Innovation Program and Focus on Prevention initiative, and the ongoing focus of establishing and ensuring appropriate financial reserves.

Budget Outlook

The 2016-2017 Recommended Proposed Budget is a solid financial plan which directly ties to the long-range financial model. We continue to use a zero-based budget process in which a full analysis of each account and line-item cost is completed “from the ground up” to ensure the minimum funding level required to maintain existing Board of Supervisors’ approved staff and service levels is provided to County departments as a “base-funding” and have found this to be an extremely powerful tool. Beyond the Base Budget, Departments have the opportunity to request additional funding to address unmet needs and increase service levels to the Community; we have recommended a variety of such adjustments for your consideration and approval as highlighted in Department budgets by priority area.

The Recommended Proposed Budget reflects \$1,119,019,085 in appropriations and \$1,080,698,204 in estimated revenue. This compares to the 2015-2016 Adopted Final Budget which totaled \$1,097,281,913 in appropriations and \$1,052,119,986 in estimated revenue, meaning appropriations are up by \$21.7 million from the 2015-2016 Adopted Final Budget while revenue is up by \$28.6 million. Discretionary Revenue, estimated at

\$190,005,874, is included in the Recommended Proposed Budget, which is an \$11.2 million increase above the 2015-2016 Adopted Final Budget.

The General Fund appropriations are approximately \$288 million for the 2016-2017 Recommended Proposed Budget compared to last year's Adopted Final Budget of \$278.9 million. Special Revenue appropriations are up 1.3% from \$648.8 million to \$657.5 million, Capital Projects are up .65% from \$1.54 million to \$1.55 million, Enterprise Funds are up 3.5% from \$72.5 million to \$75.1 million with Internal Service funds up 1.5% from \$95.5 million to \$97 million.

The County will be using fund balance and retained earnings in several areas to balance the Proposed Budget. Net county cost savings will be added back into the budget at the time of the Recommended Final Budget. A total of \$38.3 million in balancing funds are proposed, which is a decrease of 15.2% from last year's Adopted Final Budget.

Issues & Budget Impacts

Water. We anticipate water resources to be a multi-year issue, as we have yet to fully recover from the recent drought; even with this year's rain. The County has taken many progressive steps and we continue to appreciate the work of both the Water Advisory Committee and the Technical Advisory Committee in providing counsel to the Board of Supervisors on this challenging subject. We will continue to engage local, State and Federal policy matters and to prioritize caring for our residents who are challenged with emergency water needs. We also continue to robustly support the North Valley Regional Recycled Water Program which will provide significant relief to farmers on the west side of our County who continue to be challenged by not having access to water for their crops.

Public Safety Facility Construction. The County has undertaken a significant expansion of its Public Safety Center, at a cost exceeding \$150 million, with the vast majority, 90% funded by the State. The Day Reporting Center was completed and opened in late summer 2015. The final two jail construction projects, Project One, the Maximum Security and Medical/Mental Health Facility, and Project Three, the Intake/Release/Transportation and Jail Administration/Staff Support building are over 80% complete and scheduled to be opened in fall 2016. The REACT Center, a 288 bed transition and program facility intended to close the aged downtown jail except for court holding, has received full funding and construction is set to commence in July 2016. All projects are on time and under budget.

Public Safety Services. The three-year Public Safety Restoration (PSR) plan implemented during the third quarter of the 2014-2015 Fiscal Year is proving to be successful. We have added back 31 of the 39 authorized full-time public safety staff and five extra help staff who are providing vital services for the public. We will continue to fund implementation of this program over this next fiscal year and increase recruitment efforts to attain and retain staff in these important positions. By Budget Year 2017-2018, PSR funding is forecast to be at \$8 million ongoing General Fund support.

Technology Innovation. This two-year effort was introduced at the 2015-2016 Adopted Final Budget and included \$1 million in Appropriations for Contingencies for department projects that will move people from inline to more convenient online services. Also, an Automation Reserve was created with an additional \$2.25 million to be used for future

automation projects. 19 projects were funded for implementation in 2015-2016 and we will be closely watching implementation of these projects to see if they meet success criteria in benefitting the public.

Roads & Bridges. This is a good news/bad news story. The County completed the Kiernan Avenue/State Route 219 interchange and the Claribel Road widening project during 2015-2016. These were major projects for the County and will promote economic vitality, goods movement and improved safety for drivers. These are huge successes. Unfortunately, we continue to be faced with a massive loss of road maintenance funds from the State that has caused us to shut down most of our road resurfacing program in 2015-2016. Due to gas prices and statewide fuel consumption, the County lost more than \$3 million in Highway Users Tax Account (HUTA) money which is used annually to fund the road resurfacing and maintenance program. Because of the significant revenue loss, there was no chip seal program in 2015-2016. We should be sealing about 150 miles of road each year in order to maintain our roads over time. This loss of revenue continues to be a huge impact on our County and we will closely watch how voters respond to the upcoming half-cent sales tax for transportation proposal going to the ballot in November of this year.

Parks. We are in the second year of restoring Parks services that were severely cut during the recession. We are adding back park staff, upgrading equipment, improving maintenance, and increasing Police Athletic League (PAL) funding in several locations.

Staffing. Budget staffing recommendations include an overall increase in the Staffing allocation count of 72 positions to 4,243. A total of 61 new positions are recommended in the following departments: Behavioral Health and Recovery Services (16), Community Services Agency (5), Environmental Resources (2), General Services Agency (4), Health Services Agency (7), Probation (13), Public Works (1), Sheriff (12) and Strategic Business Technology (1).

Retirement Costs. The County's retirement plan is currently one of the healthiest funded plans in the State at 75.8% funded using the market value of plan assets. This funded ratio is down from June 30, 2014 which was 87.5%, due to changes approved by the Retirement Board for the actuarial mortality and discount rate assumptions. However, it is expected that retirement costs will continue to be a significant cost driver for our organization with annual increases and future changes are expected to increase the employer contribution rate by 4% to 5% or higher.

Financial Reserves. The Board of Supervisors is continuing its policy of maintaining a Contingency Reserve of 8% of the three-year average of Discretionary Revenue. We continue to make appropriate preparations to mitigate the impacts of a future recession on the local community.

External Assessment/Issues

Economic Outlook:

The California economy is projected to maintain steady growth in 2016 according to the University of the Pacific Center for Business and Policy Research. State economic growth is projected to continue at 3% for the next several years and slowly decelerate toward 1%. State unemployment is projected to continue to decrease and stabilize at around 5%.

Regional economists are projecting Stanislaus County unemployment to continue to decrease until it stabilizes in the 8.2 - 8.3% range through the 2017 – 2019 time period. Non-farm Payroll Employment in the Modesto Metropolitan Statistical Area (MSA) is projected to increase by 2.7% in 2016, which is a rate slightly better than the Bay Area.

Unemployment in Stanislaus County showed a slight increase in March 2016, but was more than a percentage point better than the prior year. Unemployment rates for the first quarter of 2016 show:

| <u>2016</u> | <u>Stanislaus County Unemployment Rate</u> | <u>National Unemployment Rate</u> |
|-------------|--|---------------------------------------|
| March | 9.6% | 5.0% |
| February | 9.3% | 4.9% |
| January | 9.4% | 4.9% |

The median home prices in Stanislaus County were \$242,000 for the fourth quarter of 2015, which is a 10.5% increase over the fourth quarter of 2014.

The Property Tax Assessed Roll for valuation increased 6.75% for 2015-2016 up to more than \$41.8 billion. Property tax is projected to increase approximately 4% in the 2016-2017 year over the projected year-end close. Sales tax revenues have continued increasing annually since 2009 and are projected to continue with moderate growth of 2% this next year. Property tax and sales tax are two of the biggest discretionary revenue sources the County can use to support organizational priorities.

State Impacts:

The State budget continues to be strong although Personal Income Taxes have come in significantly under budget in April 2016. The Governor has strenuously promoted not adding to ongoing State spending, but has supported selective one-time spending initiatives. The legislature continues to apply significant pressure to increase spending levels based on the increased revenues and we expect this tension to continue. The State continues to pay down debt and place money in the “rainy day” fund to promote future fiscal stability during an economic downturn. The State also passed a significant minimum wage increase that will have the wage set at \$15 per hour by 2022 which could have significant future implications on the business climate.

Looking Forward

The County will maintain a number of strategies that are essential for financial stability including long-range modeling, adequate financial reserves, and tight controls on long-term debt. Our multi-year employment agreements will continue to provide stability through this next budget year.

Over this next year, the County will begin implementing a two-year budget cycle more closely linked to Board priorities, as well as a continued movement into improved performance outcomes. Bringing together and aligning our strategic planning, Board priorities and performance outcome efforts will yield better value for the public and more effective use of funds into the future.

We will be closely evaluating our Technology Innovation Program for success metrics and will evaluate how to move and continue with implementation of the Public Safety Restoration plan. We will open new, modern, and safe public safety facilities.

The Focus on Prevention initiative continues to gain momentum; however, we are more convinced than ever that a long-term commitment to this process will be essential for its success. The roots of societal issues run deep and it will take the effort of all of the 10 sectors of our community working together to move the needle on positive change.

Conclusion

“Let their spirit ignite a fire within you to leave this world better than when you found it...”

I'm extremely proud to work for this great organization and the citizens of Stanislaus County. Our Vision is to be “a county that is respected for its service in the community and is known as the best in America” and while we still have a long way to go, I believe we are making considerable progress in this journey. I read with a real sense of pride a recent quote in a Modesto Bee editorial that stated: “We believe Stanislaus County is one of the best-run government organizations in the region.” That is a testament to your leadership as a Board of Supervisors and to the excellent employees and senior leaders who continually demonstrate a commitment to making sure we leave Stanislaus County a better place than when we found it.

Our goal is to light a spark in our organization that grows and spreads throughout our communities, leaving our County a better place for generations to come. We are not afraid of the challenges that are before us and we are more committed than ever to boldly and passionately stride forward to make positive change.

Respectfully,



Stan Risen
Chief Executive Officer



Stanislaus County is located in Central California within 90 minutes of the San Francisco Bay Area, the Silicon Valley, Sacramento, the Sierra Nevada Mountains and California's Central Coast. With an estimated 538,388 people calling this area home, our community reflects a region rich in diversity with a strong sense of community.

Two of California's major north-south transportation routes (Interstate 5 and Highway 99) intersect the area and the County has quickly become one of the dominant logistics center locations on the west coast.

The County is home to a vibrant arts community with the world-class Gallo Center for the Arts, a symphony orchestra, and abundant visual and performing arts. Stanislaus County is a global center for agribusiness, positioned by its mild Mediterranean climate, rich soils and progressive farming practices. The area is recognized internationally for agricultural innovation with wine, almonds, poultry, milk, cattle, and walnuts being some of our featured industries. The County is also home to Stanislaus State University, Modesto Junior College and benefits from satellite locations of other high-quality educational institutions.

The County was established in 1854 and has a total land area of 1,515 square miles. Temperatures range from an average low of 38 degrees Fahrenheit in the winter to an average high of 85 degrees in the summer. Temperatures move up into the 90s during the summer months with low humidity and cool evening breezes from the San Joaquin Delta.

ECONOMY

Stanislaus County is an international agri-business powerhouse. The value of agricultural commodities produced in 2014 increased by 20% to nearly \$4.4 billion. Almonds are the number one commodity at

\$1.4 billion followed by milk at \$952 million in value. The value of almonds increased by 18.5% over the prior year and milk sales increased by 18.4%.

Farmers in Stanislaus County export more than 230 commodities to 109 countries around the world. 8,865 export certificates were issued in 2014. Japan receives 10% of exports followed by Spain and Germany at 9%.

Manufacturing continues to be an important employer sector in Stanislaus County. Some of the largest brands in the world can be found with operations here. The County is home to the headquarters of Gallo and Bronco Wineries, global nursery providers and a burgeoning high-tech agricultural industry.

| Manufacturing Employer | Description | Employees* |
|------------------------|------------------------|------------|
| E&J Gallo Winery | Winery | 3,300 |
| Seneca Foods | Fruit Products | 2,275 |
| Del Monte Foods | Fruit Products | 2,200 |
| Stanislaus Foods | Tomato Products | 1,850 |
| Foster Farms | Poultry Processor | 1,500 |
| ConAgra Foods | Tomato & Bean Products | 1,050 |
| Bronco Wine Company | Winery | 834 |
| Silgan Containers | Metal Food Containers | 750 |
| Frito-Lay | Snack Food Products | 684 |
| Racor | Filtration Products | 627 |

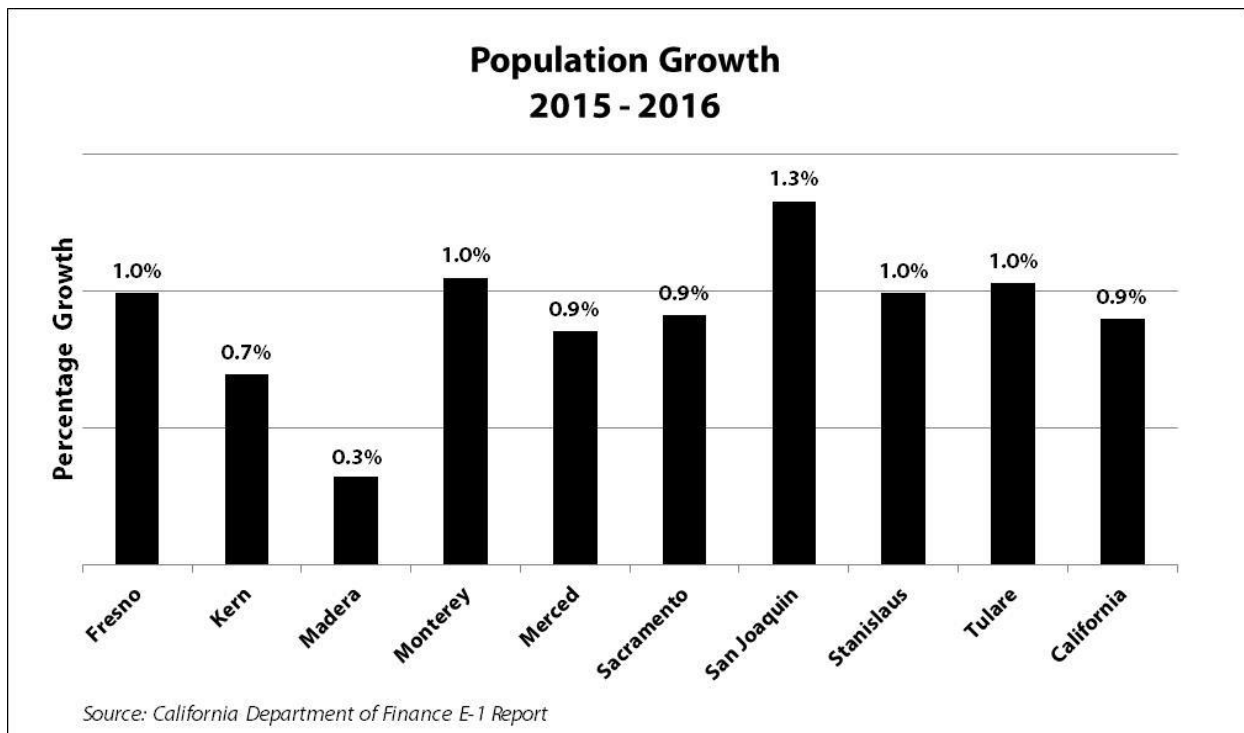
**Reflects peak seasonal employment*

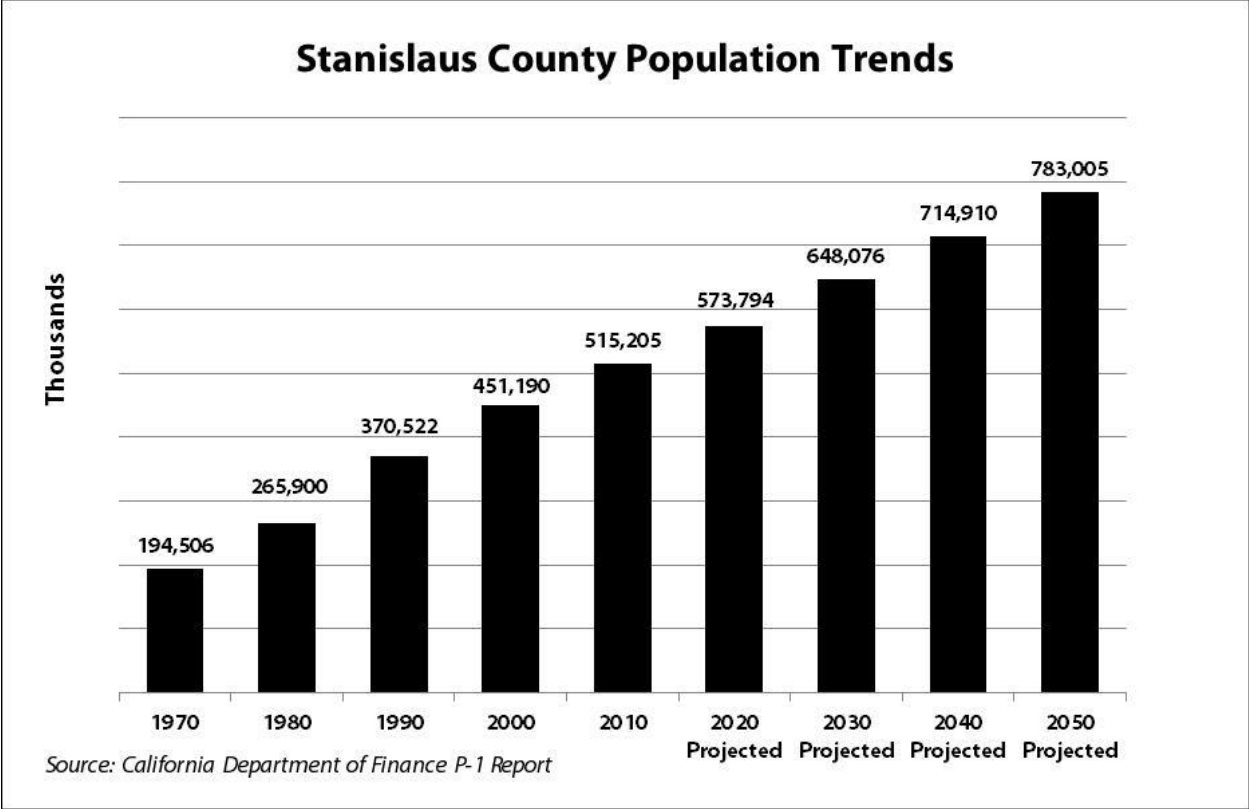
The healthcare sector plays a major part in the County's economic engine with some of the finest hospitals in the world located in Stanislaus County. Tenet Healthcare, Sutter Health and Kaiser Permanente have major facilities in the County. Doctors Medical Center and Memorial Medical Center are two tertiary hospitals located in the County.

| Non-Manufacturing Private Employer | Description | Employees |
|------------------------------------|------------------------|-----------|
| Memorial Medical Center | Healthcare | 2,600 |
| Doctors Medical Center | Healthcare | 2,467 |
| Save Mart Supermarkets | Retail Supermarket | 1,661 |
| Duarte Nursery | Plant Nursery | 1,500 |
| Wal-Mart | Retailer | 1,417 |
| Emanuel Medical Center | Healthcare | 1,250 |
| Sutter Gould Medical Foundation | Healthcare | 1,200 |
| Med America | Medical Billing Coding | 900 |
| Storer Coachways | Transportation | 900 |
| Kaiser Permanente | Healthcare | 800 |

COUNTY POPULATION

Stanislaus County has experienced an estimated 4.4% growth since the 2010 census. The California Department of Finance (DOF) estimates there was 1% population growth in Stanislaus County when comparing January 1, 2015 to January 1, 2016.





Population growth projections from the State Department of Finance (DOF) continue to scale back since the great recession. Pre-recession growth projections from DOF indicated a County population base of nearly 700,000 people by 2020. The current projection is at 573,794. In looking to year 2050, DOF projections are now at 783,000.

Dealing with the impacts of growth will be an ongoing challenge for the area. Water, job availability, a trained workforce and available infrastructure to attract new business, affordable housing, farmland preservation, air quality, transportation and school capacity are all issues tied to growth.

COUNTY POPULATION BY CITY

There are nine incorporated cities within Stanislaus County: Ceres, Hughson, Modesto, Newman, Oakdale, Patterson, Riverbank, Turlock, and Waterford. There are 13 unincorporated communities within the County: Denair, Empire, Grayson, Hickman, Keyes, Knights Ferry, La Grange, Monterey Park Tract, Riverdale Park Tract, Salida, Valley Home, Vernalis and Westley.



East Stanislaus County

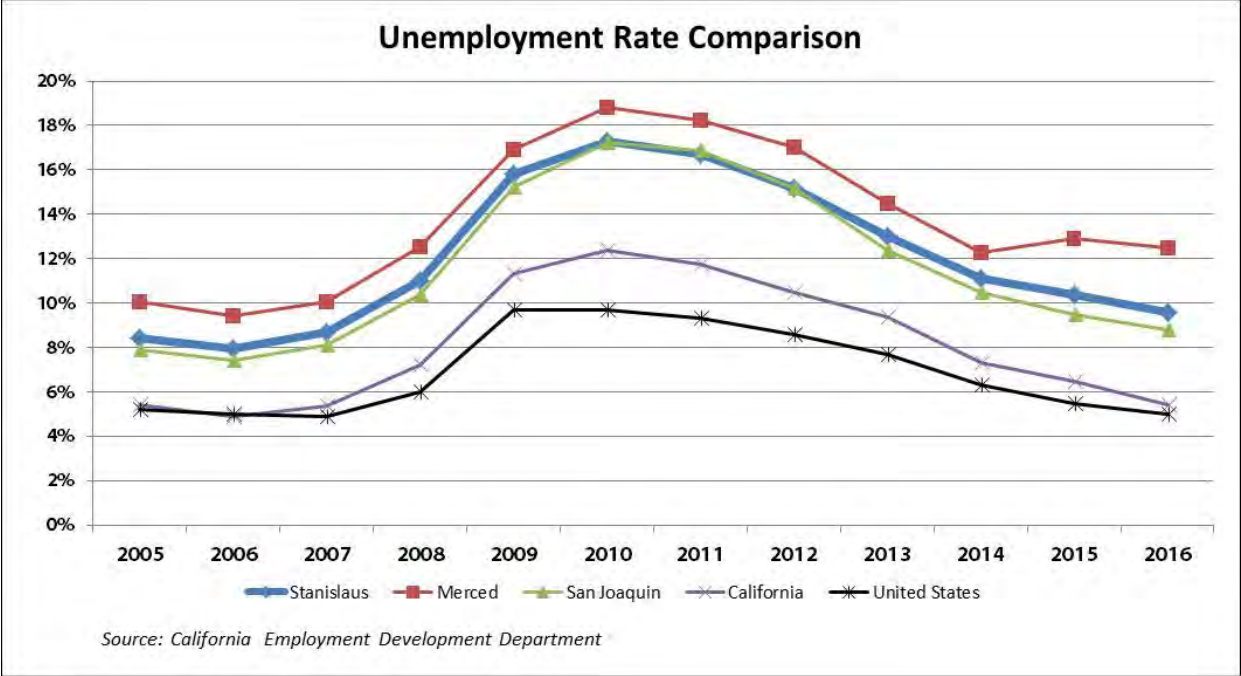
Additionally, there are numerous unincorporated islands located in and around the cities that make up the balance of the unincorporated population statistic. Oakdale experienced the fastest city growth at nearly 2%. Modesto, the largest city in the County, experienced .84% growth in 2015 which was slightly up compared to 2014.

| City | 1/1/2012 | 1/1/2013 | 1/1/2014 | 1/1/2015 | 1/1/2016 |
|---------------------|-----------------|-----------------|-----------------|-----------------|-----------------|
| Ceres | 45,854 | 46,223 | 46,596 | 46,703 | 47,166 |
| Hughson | 6,799 | 6,965 | 7,137 | 7,056 | 7,150 |
| Modesto | 203,085 | 205,562 | 207,878 | 210,147 | 211,903 |
| Newman | 10,567 | 10,622 | 10,695 | 10,663 | 10,840 |
| Oakdale | 20,947 | 21,190 | 21,499 | 21,918 | 22,348 |
| Patterson | 20,634 | 20,802 | 20,979 | 22,185 | 22,590 |
| Riverbank | 22,924 | 23,100 | 23,305 | 23,576 | 23,913 |
| Turlock | 69,370 | 69,744 | 70,362 | 71,327 | 72,050 |
| Waterford | 8,533 | 8,579 | 8,639 | 8,719 | 8,788 |
| Unincorporated | 111,227 | 110,251 | 111,067 | 112,612 | 113,466 |
| County Total | 519,940 | 523,038 | 528,157 | 534,906 | 540,214 |

Source: California Department of Finance and US Census

UNEMPLOYMENT RATE COMPARISON

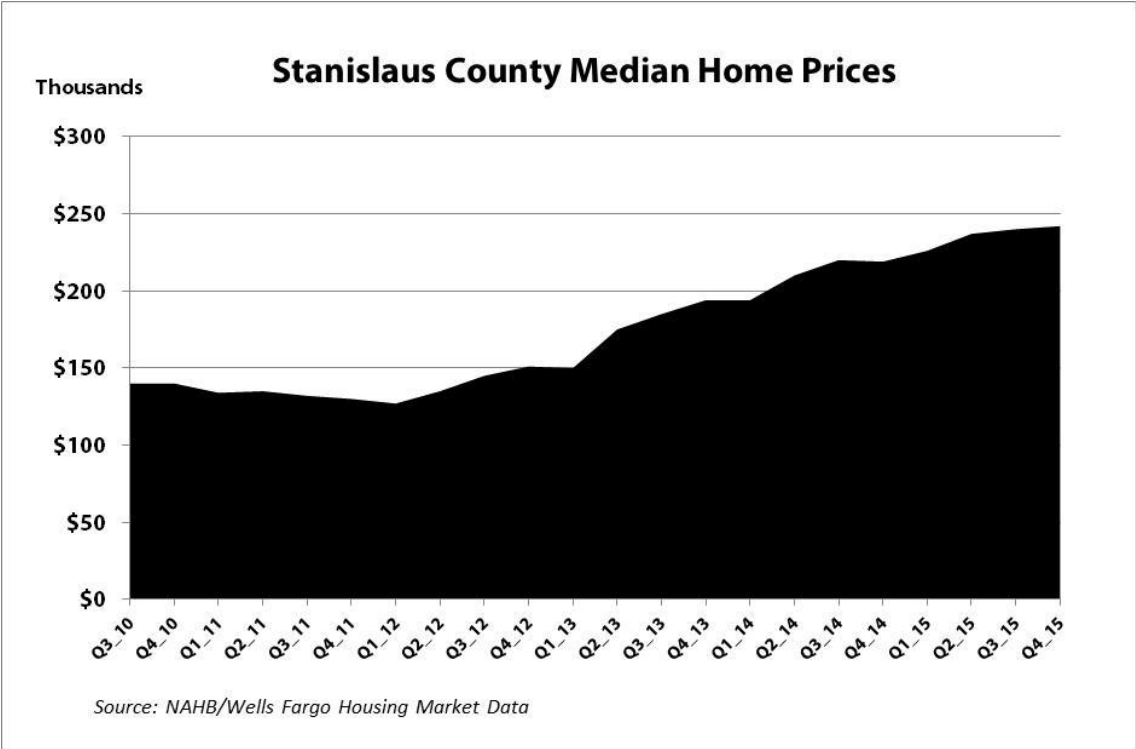
The County's annual unemployment rate for March, 2016, is 9.6%, an improvement from 10.4% in 2015, but significantly higher than the State rate of 5.4%. Unemployment rates in the central valley are historically twice the national average (currently 5%) and economic growth in the valley has trailed the rest of the State after the recession.



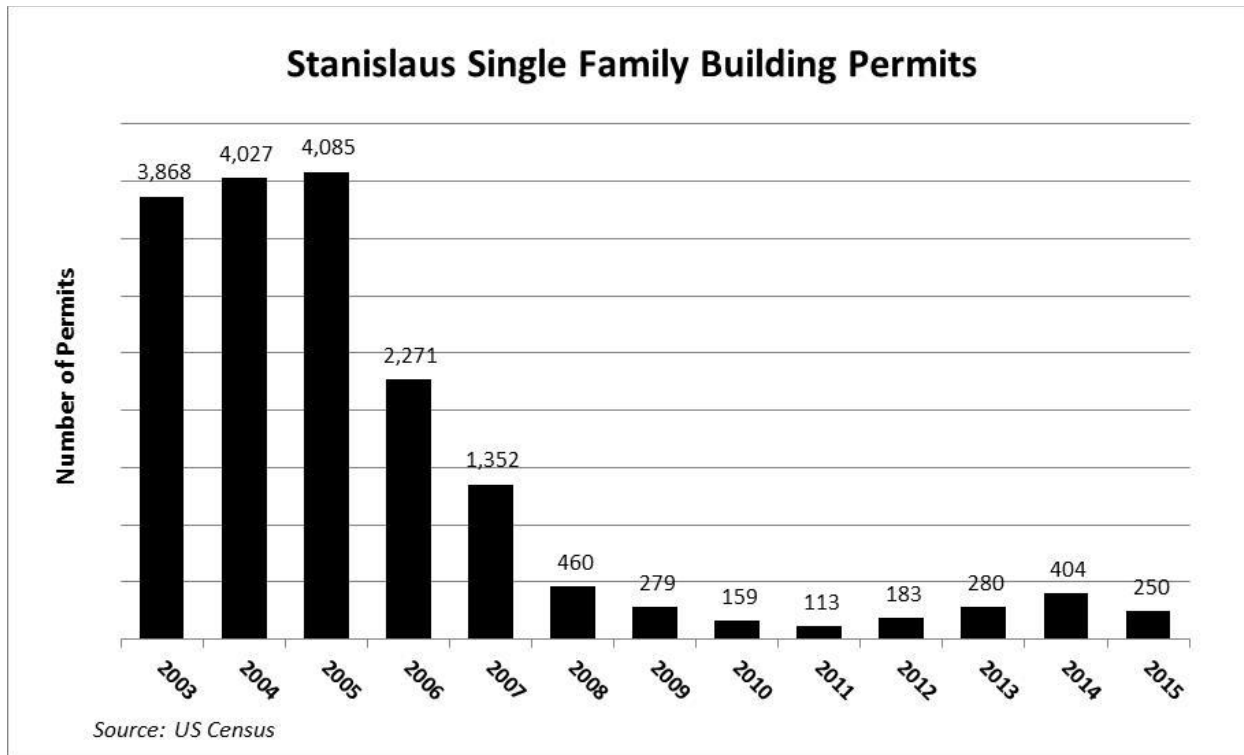
High unemployment rates mean more people receiving government assistance, thus placing a greater strain on local public resources.

MEDIAN HOME PRICES

Median Home Prices are up 10.5% from the fourth quarter of 2015 and up 90.6% from the market low during the first quarter of 2012.



SINGLE-FAMILY BUILDING PERMITS



Stanislaus County tracks issued single family residential construction permits as a way of monitoring the home construction, building materials and construction employment sector. Issued permits plummeted from a high of over 4,000 in 2005 to a low of 113 in 2011. Issued permits continue with the trend of small increases over the past few years up to 404 in 2014 and back down to 250 in 2015.

The construction sector was one of the largest employment sectors of the Stanislaus economy in the early 2000's before the Great Recession. The construction industry employed more than 14,000 people in 2005 compared to just over 8,300 in 2016.

2016-2017 Recommended Proposed Budget Financial Overview of Appropriations by Department



| Department | 2016-2017 | | | | | 2016-2017 Recommended Proposed Budget Total |
|--|-----------------------|--------------------------|---------------------------|----------------------|----------------------------|--|
| | General Fund | Special Revenue Funds | Capital Projects Funds | Enterprise Funds | Internal Services Funds | |
| Area Agency on Aging/Veterans' Services | \$ 532,966 | \$ 3,539,714 | \$ - | \$ - | \$ - | \$ 4,072,680 |
| Agricultural Commissioner | 4,459,760 | - | - | - | - | 4,459,760 |
| Alliance Worknet | - | 18,953,494 | - | - | - | 18,953,494 |
| Assessor | 6,024,032 | - | - | - | - | 6,024,032 |
| Auditor-Controller | 4,347,266 | - | - | - | - | 4,347,266 |
| Behavioral Health and Recovery Services | - | 109,940,290 | - | - | - | 109,940,290 |
| Board of Supervisors | 976,056 | - | - | - | - | 976,056 |
| Chief Executive Office | 7,545,278 | - | - | - | - | 7,545,278 |
| Chief Executive Office- Capital Projects | - | - | 1,550,510 | - | - | 1,550,510 |
| Chief Executive Office-County Operations | 95,902,163 | 328,000 | - | - | - | 96,230,163 |
| Chief Executive Office-Office of Emergency Services/Fire Warden | 2,166,051 | 1,659,236 | - | - | - | 3,825,287 |
| Chief Executive Office- Risk Management Self-Insurance Funds | - | - | - | - | 70,490,150 | 70,490,150 |
| Child Support Services | - | 16,327,923 | - | - | - | 16,327,923 |
| Children and Families Commission | - | 7,178,774 | - | - | - | 7,178,774 |
| Clerk-Recorder | 4,241,223 | 2,770,839 | - | - | - | 7,012,062 |
| Community Services Agency | - | 338,825,736 | - | - | - | 338,825,736 |
| Cooperative Extension | 531,060 | 16,200 | - | - | - | 547,260 |
| County Counsel | 2,622,300 | - | - | - | - | 2,622,300 |
| District Attorney | 16,780,812 | 1,266,887 | - | - | - | 18,047,699 |
| Environmental Resources | - | 11,457,254 | - | 14,111,645 | - | 25,568,899 |
| General Services Agency | 646,650 | 46,152 | - | - | 14,681,089 | 15,373,891 |
| Grand Jury | 152,581 | - | - | - | - | 152,581 |
| Health Services Agency | - | 34,451,657 | - | 46,796,890 | - | 81,248,547 |
| Integrated Criminal Justice Information System (ICJIS) | - | - | - | - | 975,720 | 975,720 |
| Library | - | 12,137,551 | - | - | - | 12,137,551 |
| Parks and Recreation | 5,725,852 | 1,234,764 | - | - | - | 6,960,616 |
| Planning & Community Development | 2,070,527 | 13,036,385 | - | - | - | 15,106,912 |
| Probation | 29,020,033 | 23,908,045 | - | - | - | 52,928,078 |
| Public Defender | 10,894,686 | - | - | - | - | 10,894,686 |
| Public Works | - | 51,708,620 | - | 12,325,442 | 3,846,245 | 67,880,307 |
| Sheriff | 90,339,671 | 8,688,617 | - | 1,817,789 | - | 100,846,077 |
| Strategic Business Technology | - | - | - | - | 6,995,803 | 6,995,803 |
| Treasurer Tax-Collector | 2,972,697 | - | - | - | - | 2,972,697 |
| Totals by Fund | \$ 287,951,664 | \$ 657,476,138 | \$ 1,550,510 | \$ 75,051,766 | \$ 96,989,007 | \$ 1,119,019,085 |



Table of Contents



TABLE OF CONTENTS

| | |
|---|----|
| Board of Supervisors | 3 |
| Supervisorial District Map | 4 |
| County Organizational Chart | 5 |
| Vision, Mission, Values, Priorities | 6 |
| Summary of Board Priorities and Goals..... | 7 |
| Budget Message..... | 8 |
| Community Profile | 14 |
| Financial Overview of Appropriations by Department..... | 21 |

| | |
|--------------------------------|-----------|
| TABLE OF CONTENTS | 22 |
|--------------------------------|-----------|

FINANCIAL POLICIES AND SCHEDULES

| | |
|---|----|
| Budget Process | 31 |
| Budget Amendment Process | 32 |
| Investment and Cash Management..... | 34 |
| Capital Assets..... | 34 |
| Fund Balance Policy..... | 35 |
| Appropriations for Contingencies Policy | 35 |
| Financial Overview by Priority | 36 |
| Financial Overview by Fund | 37 |
| Net County Cost Schedule | 38 |
| General Fund - Classification of Fund Balance | 42 |
| Classification of Fund Balance Report..... | 44 |
| Discretionary Revenue | 45 |
| Other Major Revenue Sources (Non Discretionary Revenue) | 55 |
| Debt Service | 59 |
| Debt Limits..... | 60 |
| Retirement – Unfunded Liability..... | 60 |
| General Fund Long Range Summary Report | 61 |
| General Fund Long Range Summary | 61 |
| What is a Schedule 9? | 64 |

A Safe Community

| | |
|---|----|
| Introduction..... | 65 |
| Budget Year 2016-2017 Issues | 66 |
| Pie Chart of Recommended Appropriations by Department | 69 |
| Graph of Five Year Comparison of Appropriations | 69 |
| Summary of Budget Appropriations..... | 70 |

CHIEF EXECUTIVE OFFICE

Accomplishments and Objectives 72
Office of Emergency Services/Fire Warden 74
Office of Emergency Services Homeland Security Grants 77
County Fire Service Fund 79

CEO-CAPITAL PROJECTS FUND

Courthouse Construction Fund 82
Criminal Justice Facilities Fund 84

CEO-COUNTY OPERATIONS

County Court Funding..... 86
Department of Justice Drug and Alcohol 88
DNA Identification Fund Prop 69 90
Jail Medical Program 92

DISTRICT ATTORNEY

Organizational Chart..... 94
Accomplishments and Objectives 95
Criminal Division 98
Arson Task Force 102
Auto Insurance Fraud Prosecution 104
Consumer Fraud Prosecution Program 106
Criminal Division Asset Forfeiture..... 108
Federal Asset Forfeiture 110
Office of Traffic Safety Impaired Driver Vertical Prosecution Program 112
Real Estate Fraud Prosecution 114
Unserved/Underserved Victims Advocacy and Outreach Program..... 116
Vertical Prosecution Block Grant..... 118
Victim Compensation and Government Claims 120
Victim Services Program 122

GRAND JURY 124

INTEGRATED CRIMINAL JUSTICE INFORMATION SYSTEM

Accomplishments and Objectives 126
Integrated Criminal Justice Information System..... 128

PROBATION

Organizational Chart..... 131
Accomplishments and Objectives 132
Administration 134
Community Corrections Partnership 136
Corrections Performance Incentive Fund 138
Field Services 140
Institutional Services..... 143
Juvenile Accountability Block Grant..... 145

| | |
|--|-----|
| Juvenile Commitment Facility | 147 |
| Juvenile Justice Crime Prevention Act..... | 149 |
| Local Community Corrections..... | 151 |
| Ward Welfare Fund | 153 |
| Youthful Offender Block Grant..... | 155 |

PUBLIC DEFENDER

| | |
|--------------------------------------|-----|
| Organizational Chart..... | 157 |
| Accomplishments and Objectives | 158 |
| Public Defender | 160 |
| Indigent Defense | 163 |

SHERIFF

| | |
|--------------------------------------|-----|
| Organizational Chart..... | 165 |
| Accomplishments and Objectives | 166 |
| Administration..... | 168 |
| CAL ID Program | 170 |
| CAL-MMET Program | 172 |
| Civil Process Fee..... | 174 |
| Contract Cities | 176 |
| Court Security | 179 |
| Dedicated Funds | 181 |
| Detention | 183 |
| Driver Training Program | 186 |
| Jail Commissary/Inmate Welfare | 188 |
| Justice Assistance Grant | 190 |
| Operations | 192 |
| Vehicle Theft Unit | 196 |

A Healthy Community

| | |
|---|-----|
| Introduction..... | 198 |
| Budget Year 2016-2017 Issues | 199 |
| Pie Chart of Recommended Appropriations by Department | 201 |
| Graph of Five Year Comparison of Appropriations | 201 |
| Summary of Budget Appropriations | 202 |

AREA AGENCY ON AGING

| | |
|--------------------------------------|-----|
| Organizational Chart..... | 204 |
| Accomplishments and Objectives | 205 |
| Area Agency on Aging | 208 |
| Veterans Services | 210 |

BEHAVIORAL HEALTH AND RECOVERY SERVICES

Organizational Chart..... 213
Accomplishments and Objectives 214
Behavioral Health and Recovery Services..... 216
Alcohol and Drug Program 220
Managed Care 223
Mental Health Services Act..... 226
Public Guardian 230
Stanislaus Recovery Center 233

CHILD SUPPORT SERVICES

Organizational Chart..... 236
Accomplishments and Objectives 237
Child Support Services 239

CHILDREN AND FAMILIES COMMISSION

Organizational Chart..... 247
Accomplishments and Objectives 248
Children and Families Commission 250

COMMUNITY SERVICES AGENCY

Organizational Chart..... 252
Accomplishments and Objectives 253
Services and Support 257
County Children’s Fund 267
General Assistance 269
IHSS Public Authority-Administration..... 272
IHSS Public Authority-Benefits 274
IHSS Provider Wages..... 277
Integrated Children’s Services..... 281
Public Economic Assistance 283

HEALTH SERVICES AGENCY

Organizational Chart..... 289
Accomplishments and Objectives 290
Administration..... 292
Clinics and Ancillary Services..... 295
Emergency Medical Services Discretionary Fund..... 298
Indigent Health Care Program (IHCP) 300
IHCP-Emergency Medical Services Hospital..... 304
IHCP-Emergency Medical Services Physicians..... 306
Public Health 308
Public Health Vital and Health Statistics 311

A Strong Local Economy

| | |
|---|-----|
| Introduction..... | 313 |
| Budget Year 2016-2017 Issues | 314 |
| Pie Chart of Recommended Appropriations by Department | 315 |
| Graph of Five Year Comparison of Appropriations | 315 |
| Summary of Budget Appropriations | 316 |
| ALLIANCE WORKNET | |
| Organizational Chart..... | 317 |
| Accomplishments and Objectives | 318 |
| Alliance Worknet..... | 320 |
| StanWORKS | 323 |
| CHIEF EXECUTIVE OFFICE-ECONOMIC DEVELOPMENT BANK | |
| Economic Development Bank..... | 325 |
| LIBRARY | |
| Organizational Chart..... | 327 |
| Accomplishments and Objectives | 328 |
| Library | 329 |

A Strong Agricultural Economy/Heritage

| | |
|---|-----|
| Introduction..... | 332 |
| Budget Year 2016-2017 Issues | 332 |
| Pie Chart of Recommended Appropriations by Department | 334 |
| Graph of Five Year Comparison of Appropriations | 334 |
| Summary of Budget Appropriations | 335 |
| AGRICULTURAL COMMISSIONER | |
| Organizational Chart..... | 336 |
| Accomplishments and Objectives | 337 |
| Agricultural Commissioner..... | 338 |
| UNIVERSITY OF CALIFORNIA COOPERATIVE EXTENSION | |
| Organizational Chart..... | 341 |
| Accomplishments and Objectives | 342 |
| University of California Cooperative Extension | 344 |
| UC Cooperative Extension Farm and Home Advisors Research Trust..... | 347 |

A Well Planned Infrastructure System

| | |
|---|-----|
| Introduction..... | 349 |
| Budget Year 2016-2017 Issues | 349 |
| Pie Chart of Recommended Appropriations by Department | 351 |
| Graph of Five Year Comparison of Appropriations | 351 |
| Summary of Budget Appropriations | 352 |

ENVIRONMENTAL RESOURCES

| | |
|---|-----|
| Organizational Chart..... | 354 |
| Accomplishments and Objectives | 355 |
| Environmental Resources..... | 357 |
| AB 939/Source Reduction and Recycle..... | 362 |
| Abandoned Vehicle Abatement | 365 |
| Beverage Container Recycling | 367 |
| Code Enforcement Abatement | 369 |
| Disclosure Program | 371 |
| E-Waste Collection Facility | 373 |
| Fink Road Landfill | 375 |
| Geer Road Landfill..... | 378 |
| Household Hazardous Waste | 380 |
| Trust Fund | 382 |
| Underground Storage Tank Pilot Program..... | 384 |
| Used Oil Recycling | 386 |
| Vehicle Registration Fee Surcharge | 388 |
| Waste Tire Enforcement Grant | 390 |

PARKS AND RECREATION

| | |
|---|-----|
| Organizational Chart..... | 392 |
| Accomplishments and Objectives | 393 |
| Parks and Recreation | 394 |
| Fish and Wildlife | 397 |
| Modesto Reservoir Patrol | 399 |
| Off-Highway Vehicle Fund | 401 |
| Regional Water Safety Training Center | 403 |
| Tuolumne River Regional Park..... | 405 |

PLANNING AND COMMUNITY DEVELOPMENT

| | |
|---|-----|
| Organizational Chart..... | 407 |
| Accomplishments and Objectives | 408 |
| Planning and Community Development..... | 410 |
| Building Permits..... | 413 |
| Dangerous Building Abatement | 416 |
| General Plan Maintenance | 419 |
| Salida Planning Efforts | 421 |
| Special Revenue Grants..... | 423 |

PUBLIC WORKS

| | |
|-------------------------------------|-----|
| Organizational Chart..... | 426 |
| Accomplishments and Objectives..... | 427 |
| Administration..... | 429 |
| Engineering..... | 431 |
| Local Transit System..... | 434 |
| Morgan Shop..... | 437 |
| Road and Bridge..... | 440 |

Efficient Delivery of Public Services

| | |
|--|-----|
| Introduction..... | 444 |
| Budget Year 2016-2017 Issues..... | 445 |
| Pie Chart of Recommended Appropriations by Department..... | 448 |
| Graph of Five Year Comparison of Appropriations..... | 448 |
| Summary of Budget Appropriations..... | 449 |

ASSESSOR

| | |
|-------------------------------------|-----|
| Organizational Chart..... | 451 |
| Accomplishments and Objectives..... | 452 |
| Assessor..... | 454 |

AUDITOR-CONTROLLER

| | |
|-------------------------------------|-----|
| Organizational Chart..... | 458 |
| Accomplishments and Objectives..... | 459 |
| Auditor-Controller..... | 460 |

BOARD OF SUPERVISORS

| | |
|-------------------------------------|-----|
| Accomplishments and Objectives..... | 463 |
| Board of Supervisors..... | 465 |

CHIEF EXECUTIVE OFFICE

| | |
|-------------------------------------|-----|
| Organizational Chart..... | 468 |
| Accomplishments and Objectives..... | 469 |
| Operations and Services..... | 471 |
| Accomplishments and Objectives..... | 473 |
| Risk Management Division..... | 475 |

CEO-COUNTY OPERATIONS

| | |
|--|-----|
| Airport..... | 477 |
| Appropriations for Contingencies..... | 479 |
| Capital Improvement Financing Authority..... | 482 |
| County Facilities..... | 484 |
| Crows Landing Air Facility..... | 486 |
| Debt Service..... | 488 |

| | |
|---|-----|
| Focus on Prevention..... | 494 |
| General Fund Contribution to Other Programs | 497 |
| General Fund Match-Vehicle License Fee..... | 499 |
| Mandated County Match..... | 501 |
| Plant Acquisition | 503 |
| | |
| CEO-RISK MANAGEMENT SELF-INSURANCE FUNDS | |
| Dental Self-Insurance | 505 |
| General Liability Self-Insurance | 507 |
| Medical Self-Insurance | 510 |
| Other Employee Benefits..... | 513 |
| Professional Liability Self-Insurance | 515 |
| Unemployment Self-Insurance | 518 |
| Vision Care Self-Insurance | 520 |
| Workers' Compensation Self-Insurance | 522 |
| | |
| CLERK-RECORDER | |
| Organizational Chart..... | 525 |
| Accomplishments and Objectives | 526 |
| Recorder Division | 527 |
| Elections Division | 529 |
| Modernization Trust Fund..... | 532 |
| Vital and Health Statistics..... | 534 |
| | |
| COUNTY COUNSEL | |
| Organizational Chart..... | 536 |
| Accomplishments and Objectives | 537 |
| County Counsel | 539 |
| | |
| GENERAL SERVICES AGENCY | |
| Organizational Chart..... | 542 |
| Accomplishments and Objectives | 543 |
| Administration..... | 544 |
| Central Services Division..... | 546 |
| Facilities Maintenance Division..... | 549 |
| Fleet Services Division | 552 |
| 12 th Street Office Building | 556 |
| Utilities | 558 |
| | |
| STRATEGIC BUSINESS TECHNOLOGY | |
| Organizational Chart..... | 560 |
| Accomplishments and Objectives | 561 |
| Strategic Business Technology | 563 |
| Strategic Business Technology-Telecommunications..... | 567 |

TREASURER

Organizational Chart..... 570
Accomplishments and Objectives 571
Admin/Taxes..... 572
Revenue Recovery 574
Treasury Division..... 576

STAFFING REPORTS

Allocation List—Three Year Comparison..... 578
Department Position Allocation Report..... 580
Unfunded Vacant Positions 605

SPECIAL DISTRICTS 608

GLOSSARY 613

ALPHABETICAL INDEX..... 637



Financial Policies and Schedules

FINANCIAL POLICIES AND SCHEDULES

To ensure the long-term economic stability of the organization, the County of Stanislaus has developed a series of financial and budgetary policies. Using both operational guidelines and qualitative standards, these policies strive to maintain a stable and positive financial position for the foreseeable future. Moreover, they provide guidelines to management in planning and directing the County's day-to-day financial affairs and in developing recommendations to the Chief Executive Officer and the Board of Supervisors.

BUDGET PROCESS

Basis of Budgeting

The annual budget is prepared, reviewed, and approved in accordance with the provisions of Sections 29000 and 29144, inclusive, of the California Government Code and other statutory provisions, commonly known as the County Budget Act. The County prepares a budget for each fiscal year on or before October 2, pursuant to the County Budget Act. Budgeted expenditures are enacted into law through the passage of an Appropriation Resolution. This Resolution mandates the maximum authorized expenditures for the fiscal year and cannot be exceeded except by subsequent amendments to the budget by the County's Board of Supervisors.

The Budget and the Comprehensive Annual Financial Report are prepared using Generally Accepted Accounting Principles (GAAP). The accounts of the County are organized on the basis of fund and organizational groups, each of which is considered a separate accounting entity. Governmental type funds like the General Fund, Special Revenue Funds, Capital Projects, and Debt Service use modified accrual basis, while Proprietary Funds use the full accrual basis.

Under the modified accrual basis of accounting, revenues are recognized when they are both measurable and available. Measurable means the amount of the transaction is known; available means the revenue will be collected in the current period or soon enough thereafter to be used to pay liabilities of the current period. Expenditures are recognized when the related liability is incurred, except for (1) principal of and interest on general long-term debt which are recognized when due; and (2) employee annual leave and claims and judgments for litigation and self-insurance, which are recorded in the period due and payable.

Full accrual is similar to commercial accounting. Recognition occurs at the time of the transaction – revenue when earned and expenses when incurred.

County Budget Process

The budget for Stanislaus County is an operational plan, a fiscal plan, and a staffing plan for the provision of services to the residents of Stanislaus County. The budget process encompasses the manner in which resources are assigned to goals, objectives, and community priorities set by the Board of Supervisors. A balanced budget is where the amount of budgeted expenditures is equal to or less than the amount of budgeted revenue plus other available resources. In order for government to remain in business, the law requires that an adopted budget be in place by the beginning of each fiscal year – July 1st through June 30th.

Encumbrances

Encumbrances are obligations in the form of purchase orders, contracts, or other commitments which are chargeable to an appropriation and for which a part of an appropriation is reserved. The County budget is prepared on the modified accrual basis of accounting, with the exception that encumbrances outstanding at year-end are considered expenditures. Encumbrances outstanding at year-end are reported as assignments of fund balances since the commitments will be honored through subsequent years' continuing appropriations. Encumbrances do not constitute expenditures or liabilities for GAAP reporting purposes.

BUDGET AMENDMENT PROCESS

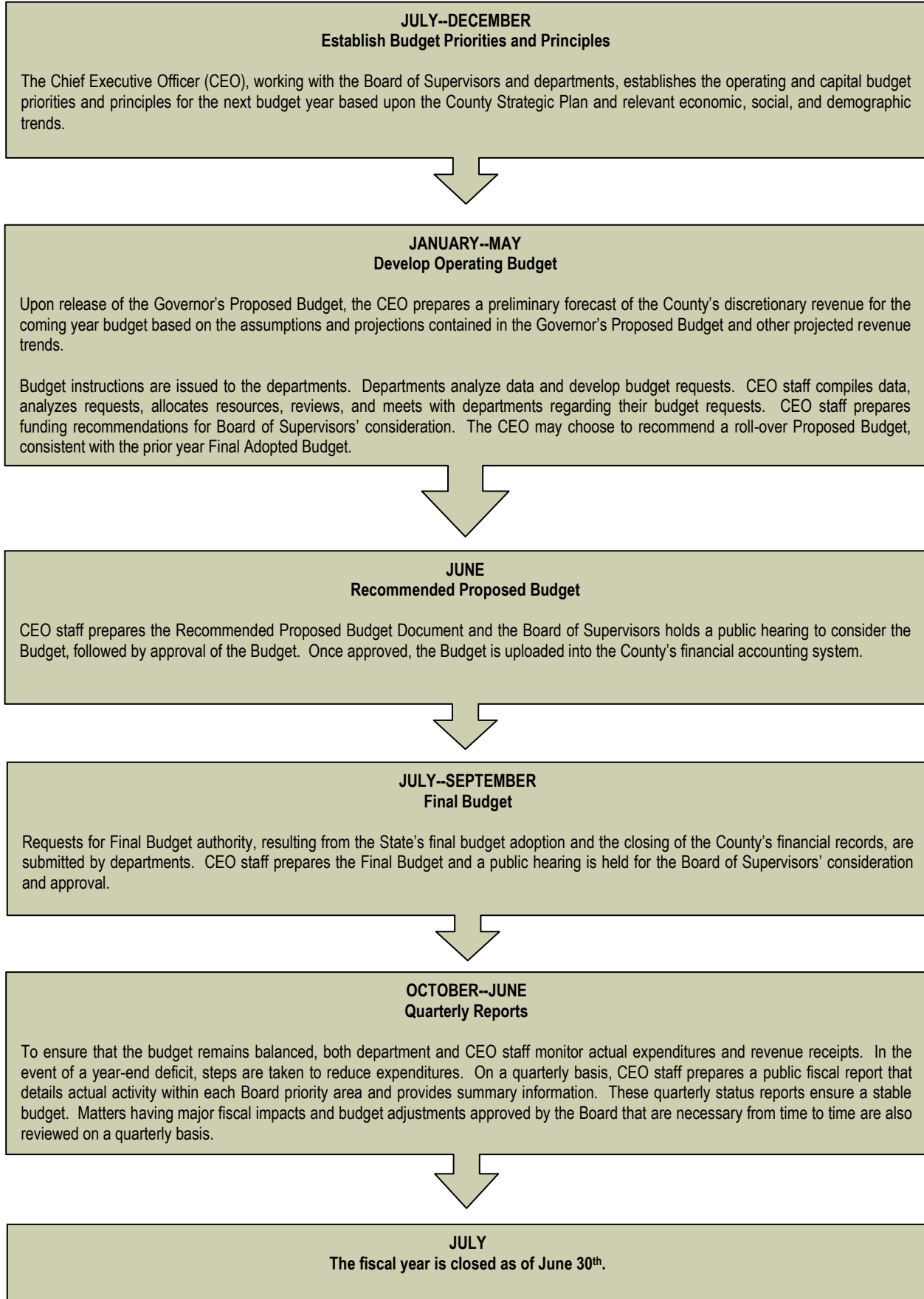
Government Code Sections 29125 through 29130 authorize amendments to the adopted budget through the budget revision process. Revisions enable departments to move or adjust budgeted appropriations or adjust estimated revenues.

The County's Board of Supervisors also dictates policies regarding budget revisions. Budget revisions requiring Board of Supervisors' approval may be approved throughout the year in accordance with the following procedures:

- ◆ By 4/5 vote, all transfers from the budget "Appropriations for Contingencies" General Fund;
- ◆ By 4/5 vote, all appropriation of unbudgeted revenues from any source and use of fund balance/retained earnings; and
- ◆ The Board must approve the addition or deletion of any appropriation for Fixed Assets if over \$10,000.

Revisions that may be approved by the Chief Executive Office are appropriations and estimated revenue transfers within or between categories within a budget, excluding "Fixed Assets" over \$10,000.

STANISLAUS COUNTY BUDGET PROCESS



INVESTMENT AND CASH MANAGEMENT

Responsibility—Investments and cash management are the responsibility of the County Treasurer.

Investment Objective—The County's primary investment objective is to maintain the principal of such funds (safety) in investment vehicles which are easily converted to cash (liquidity) while obtaining a competitive market rate of return (yield) for the risk taken at the time of investing.

Safety of principal is of paramount importance. Investments will only be made in securities which have a very high probability of maintaining the principal invested. Only highly rated or strongly collateralized investments will be made. Diversification by type of investment, issuer, and maturity to minimize the risk of loss of principal due to credit deterioration or interest rate volatility will be made. Sales of securities before maturity may be made if at a gain to avoid an anticipated default of payment by the issuer of interest or principal or if such sale will allow investment in a higher yielding vehicle and any loss upon sale can be more than compensated by additional interest earnings within a six month period.

To achieve appropriate liquidity needs, the Pool's investments must be in maturity ranges which meet normal, anticipated disbursement requirements of all depositors, as can be determined by historical disbursement patterns as well as communicated forecasts by depositors. Unanticipated cash disbursement needs require that investments be easily convertible to cash by maintaining shorter maturity in highly traded securities.

To achieve a competitive market rate of return or yield, individual investment decisions must be made on a competitive basis. Due to the primary need of maintaining the purchasing power and cash availability of depositors' funds, the portfolio's yield will normally be lower than that of higher risk, longer maturity investment pools. An earnings rate goal for the fund will generally achieve a yield that is 100 basis points higher than inflation.

Authorized Investments—Pursuant to Government Code Section 53601, investments will only be made in authorized securities with a maturity date of five years or less from the transaction settlement date. All investments (except in mutual funds) must be in securities which have a positive return if held to maturity.

In addition to the restrictions and guidelines cited in Government Code, the County Board of Supervisors annually adopts an "Investment Policy" for the Stanislaus County Treasury Pool. The Policy is prepared by the County Treasurer and approved by the Stanislaus County Treasury Pool Oversight Committee. The Policy adds further specificity to investments permitted and reducing concentration within most permitted investment types.

CAPITAL ASSETS

Capital assets (including infrastructure) are recorded at historical cost or estimated historical cost if actual historical cost is not available. Contributed fixed assets are valued at their estimated fair market value on the date contributed. Capital assets include public domain assets (infrastructure) consisting of improvements to roads, bridges, lighting systems, drainage systems, and flood control. The County defines capital assets as assets with an initial, individual cost of more than \$5,000 and an estimated useful life of more than one year.

Capital assets used in operations are depreciated or amortized (assets under capital leases) using the straight-line method over the lesser of the capital lease period or their estimated useful lives.

Governmental Accounting Standards Board (GASB) has issued Statement 51, Accounting and Financial Reporting for Intangible Assets. Intangible assets including easements, water rights, timber rights, patents, trademarks, and computer software need to be classified as capital assets. Additionally, internally generated intangible assets, e.g., computer software, are subject to capitalization. This provision should be retroactively applied to intangible assets acquired in fiscal years ending after June 30, 1980.

FUND BALANCE POLICY

As part of the preparation of the Fiscal Year 2012-2013 Final Budget, and in light of the changes due to Governmental Accounting Standards Board (GASB) Statement 54, staff reviewed publications benchmarking reserve fund policies and the policies of other California counties that received the Government Finance Officers Association (GFOA) award. As a result of this review, staff recommended the following fund balance policy, which the Board of Supervisors adopted on September 11, 2012. The policy is intended to provide the County with sufficient working capital and a comfortable margin of safety to address emergencies and unexpected declines in revenue without borrowing.

Contingency Reserve Policy

The General Fund Assigned Contingency Reserve shall be equal to at least 8% of the average annual Discretionary Revenue for the preceding three fiscal years. The purpose of the Contingency Reserve is to mitigate economic downturns, unforeseen circumstances, State or Federal budget actions that reduce revenue, to fund disaster costs associated with emergencies, and to maintain core service levels.

Any transfer of funds out of the Contingency Reserve must be approved by a 4/5 vote of the Board of Supervisors and cannot exceed the amount sufficient to balance the General Fund.

Should the fund balance fall below the 8% threshold, the Board of Supervisors shall approve and adopt a plan to restore the fund balance to the target level within 24 months. If the restoration of the fund balance cannot be accomplished within 24 months without severe hardship to the County, the Board of Supervisors shall establish a different time period.

Debt Service Reserve Policy

To assist in maintaining the County's positive credit rating, a portion of the General Fund is to be set aside as a Debt Service Assignment. This classification of fund balance is to be equal to at least one year of debt service payments.

APPROPRIATIONS FOR CONTINGENCIES POLICY

The purpose of Appropriations for Contingencies is to provide funds to meet unexpected and emergency financial exposures which may arise during the fiscal year as a result of reductions in Federal and State revenue, a sudden downturn in the economy, or other unforeseen program and community needs. As a result, the budget should provide for adequate funds in base funding of the Appropriations for Contingencies. Beginning with the 2015-2016 Recommended Final Budget, a new policy was adopted to fund the base amount in Appropriations for Contingencies at a level of at least 2% of total projected General Fund revenue of the same budget year. The established base amount in the 2016-2017 Recommended Proposed Budget as a result of this policy is \$5,600,000. Exposures that are already identified should be added to the base funding.



2016-2017 Recommended Proposed Budget Financial Overview by Priority

| Revenue Categories | A Safe Community | A Healthy Community | A Strong Local Economy | A Strong Agricultural Economy/Heritage | A Well Planned Infrastructure System | Efficient Delivery of Public Services | 2016-2017 Recommended Proposed Budget Total |
|-------------------------------|----------------------|-----------------------|------------------------|--|--------------------------------------|---------------------------------------|---|
| Taxes | \$ 1,155,289 | \$ - | \$ 9,941,951 | \$ - | \$ 7,359,799 | \$ 136,845,000 | \$ 155,302,039 |
| Licenses, Permits, Franchises | 698,677 | 92,752 | - | 429,500 | 2,145,324 | 1,370,000 | 4,736,253 |
| Fines, Forfeitures, Penalties | 3,461,857 | 796,200 | - | - | 64,000 | 2,565,000 | 6,887,057 |
| Revenue from Use of Assets | 115,840 | 860,889 | 2,971 | 6,000 | 733,511 | 3,820,776 | 5,539,987 |
| Intergovernmental Revenue | 37,216,471 | 412,347,542 | 7,888,584 | 2,351,625 | 45,365,732 | 66,175,814 | 571,345,768 |
| Charges for Service | 29,723,499 | 90,290,165 | 11,765,261 | 765,800 | 27,108,331 | 108,722,961 | 268,376,017 |
| Miscellaneous Revenue | 1,414,300 | 5,734,319 | 102,510 | 3,585 | 322,739 | 686,750 | 8,264,203 |
| Other Financing Sources | 2,071,420 | 40,300,700 | 491,810 | - | 10,605,480 | 6,777,470 | 60,246,880 |
| Total Revenue | \$ 75,857,353 | \$ 550,422,567 | \$ 30,193,087 | \$ 3,556,510 | \$ 93,704,916 | \$ 326,963,771 | \$ 1,080,698,204 |

Appropriation Categories

| | | | | | | | |
|--|-------------------------|-----------------------|----------------------|-----------------------|------------------------|-----------------------|-------------------------|
| Salaries and Benefits | \$ 122,878,849 | \$ 199,457,865 | \$ 19,791,033 | \$ 3,709,942 | \$ 26,480,068 | \$ 33,566,233 | \$ 405,883,990 |
| Services and Supplies | 39,274,422 | 111,181,405 | 8,952,716 | 355,725 | 65,701,072 | 90,635,459 | 316,100,799 |
| Other Charges | 36,310,681 | 244,202,197 | 1,305,946 | 539,788 | 14,232,686 | 10,134,861 | 306,726,159 |
| Fixed Assets | 2,732,947 | 1,935,750 | 1,014,250 | 322,200 | 6,822,407 | 1,202,577 | 14,030,131 |
| Other Financing Uses | 2,502,868 | 816,432 | 27,100 | - | 1,406,813 | 54,679,038 | 59,432,251 |
| Intrafund | 78,592 | 301 | - | 79,365 | 873,688 | (591,660) | 440,286 |
| Contingencies | 2,174,605 | - | - | - | - | 14,230,864 | 16,405,469 |
| Total Expenditures | \$ 205,952,964 | \$ 557,593,950 | \$ 31,091,045 | \$ 5,007,020 | \$ 115,516,734 | \$ 203,857,372 | \$ 1,119,019,085 |
| Net Increase (Decrease) in Fund Balance/Retained Earnings | \$ (130,095,611) | \$ (7,171,383) | \$ (897,958) | \$ (1,450,510) | \$ (21,811,818) | \$ 123,106,399 | \$ (38,320,881) |

Note: Estimated Total Revenues as displayed on this schedule are reported in accordance with Governmental Accounting Standards in which contributions from the General Fund and County Match are reflected as Revenue for Non-General Fund Departments. For Departments within the General Fund, county funding support is reflected as use of Fund Balance/Retained Earnings.

This presentation varies from the display in the Priority Sections and Department Narratives where contributions from the General Fund and County Match are reflected as "Net County Cost" for all Departments, regardless of fund type, in order to provide transparency in reporting the use of all local General Fund dollars.



2016-2017 Recommended Proposed Budget Financial Overview by Fund

| Revenue Categories | General Fund | Special Revenue Funds | Capital Projects Funds | Enterprise Funds | Internal Services Funds | 2016-2017 Recommended Proposed Budget Total |
|--|-----------------------|------------------------|------------------------|-----------------------|-------------------------|--|
| Taxes | \$ 136,845,000 | \$11,847,240 | \$ - | \$ 6,609,799 | \$ - | \$ 155,302,039 |
| Licenses, Permits, Franchises | 2,674,177 | 2,062,076 | - | - | - | 4,736,253 |
| Fines, Forfeitures, Penalties | 5,007,400 | 1,029,657 | 850,000 | - | - | 6,887,057 |
| Revenue from Use of Assets | 3,539,306 | 1,005,481 | 35,000 | 571,200 | 389,000 | 5,539,987 |
| Intergovernmental Revenue | 75,212,074 | 492,747,008 | - | 1,290,771 | 2,095,915 | 571,345,768 |
| Charges for Service | 48,081,942 | 79,105,807 | - | 45,064,120 | 96,124,148 | 268,376,017 |
| Miscellaneous Revenue | 841,259 | 908,933 | - | 6,418,011 | 96,000 | 8,264,203 |
| Other Financing Sources | 8,278,618 | 45,127,128 | - | 5,683,310 | 1,157,824 | 60,246,880 |
| Total Revenue | \$ 280,479,776 | \$ 633,833,330 | \$ 885,000 | \$ 65,637,211 | \$ 99,862,887 | \$ 1,080,698,204 |
| Appropriation Categories | | | | | | |
| Salaries and Benefits | \$ 143,157,259 | \$ 228,784,542 | \$ - | \$ 24,091,916 | \$ 9,850,273 | \$ 405,883,990 |
| Services and Supplies | 44,332,702 | 157,230,967 | 720,000 | 32,360,879 | 81,456,251 | 316,100,799 |
| Other Charges | 26,004,120 | 265,058,008 | 30,510 | 11,203,615 | 4,429,906 | 306,726,159 |
| Fixed Assets | 3,536,525 | 3,265,879 | - | 5,985,150 | 1,242,577 | 14,030,131 |
| Other Financing Uses | 54,824,038 | 2,388,007 | 800,000 | 1,410,206 | 10,000 | 59,432,251 |
| Intrafund | (308,449) | 748,735 | - | - | - | 440,286 |
| Contingencies | 16,405,469 | - | - | - | - | 16,405,469 |
| Total Expenditures | \$ 287,951,664 | \$ 657,476,138 | \$ 1,550,510 | \$ 75,051,766 | \$ 96,989,007 | \$ 1,119,019,085 |
| Net Increase (Decrease) in Fund Balance/Retained Earnings | \$ (7,471,888) | \$ (23,642,808) | \$ (665,510) | \$ (9,414,555) | \$ 2,873,880 | \$ (38,320,881) |

2016-2017 Recommended Proposed Budget Net County Cost Schedule



| Fund Type | Recommended Proposed Budget Expenditures | Recommended Proposed Budget Revenue | Recommended Proposed Budget Fund Balance/ Retained Earnings | Recommended Proposed Budget Net County Cost |
|--|--|---|--|---|
| General Fund | | | | |
| AAA - Veterans Services | \$ 532,966 | \$ 193,925 | \$ - | \$ 339,041 |
| Agricultural Commissioner | 4,459,760 | 3,552,325 | - | 907,435 |
| Assessor | 6,024,032 | 902,500 | - | 5,121,532 |
| Auditor-Controller | 4,347,266 | 3,174,073 | - | 1,173,193 |
| Board of Supervisors | 976,056 | 62,691 | - | 913,365 |
| Chief Executive Office - Airport | 180,000 | - | - | 180,000 |
| Chief Executive Office - Appropriations for Contingencies | 14,230,864 | - | - | 14,230,864 |
| Chief Executive Office - C.I.F.A. | 140,633 | - | - | 140,633 |
| Chief Executive Office - County Court Funding | 6,431,932 | 2,981,800 | - | 3,450,132 |
| Chief Executive Office - County Facilities | 768,076 | 5,750 | - | 762,326 |
| Chief Executive Office - Crows Landing Air Facility | 257,535 | 257,535 | - | - |
| Chief Executive Office - Debt Service | 11,777,492 | 5,033,341 | - | 6,744,151 |
| Chief Executive Office - Focus on Prevention | 1,000,000 | - | - | 1,000,000 |
| Chief Executive Office - Economic Development Bank | - | - | - | - |
| Chief Executive Office - General Fund Contribution to Other Programs | 6,003,091 | - | - | 6,003,091 |
| Chief Executive Office - General Fund Match - VLF | 24,068,814 | 24,068,814 | - | - |
| Chief Executive Office - Jail Medical | 9,972,394 | 500,000 | - | 9,472,394 |
| Chief Executive Office - Mandated County Match | 17,278,797 | - | - | 17,278,797 |
| Chief Executive Office - OES/Fire Warden | 2,166,051 | 281,510 | - | 1,884,541 |
| Chief Executive Office - Operations and Services | 5,887,634 | 2,495,167 | - | 3,392,467 |
| Chief Executive Office - Plant Acquisition | 3,792,535 | - | - | 3,792,535 |
| Chief Executive Office - Risk Management Division | 1,657,644 | 1,392,697 | - | 264,947 |
| Clerk-Recorder | 1,990,719 | 1,781,082 | - | 209,637 |
| Clerk-Recorder - Elections | 2,250,504 | 145,600 | - | 2,104,904 |
| Cooperative Extension | 531,060 | 4,185 | - | 526,875 |
| County Counsel | 2,622,300 | 1,201,906 | - | 1,420,394 |
| District Attorney - Criminal Division | 16,780,812 | 1,586,880 | - | 15,193,932 |
| General Services Agency - Administration | 646,650 | 646,650 | - | - |
| Grand Jury | 152,581 | - | - | 152,581 |
| Parks and Recreation | 5,531,340 | 3,061,877 | - | 2,469,463 |
| Parks and Recreation - TRRP | 194,512 | - | - | 194,512 |
| Planning & Community Development | 2,070,527 | 815,361 | - | 1,255,166 |
| Probation - Administration | 2,951,924 | 284,940 | - | 2,666,984 |
| Probation - Community Corrections Partnership | 4,453,553 | 4,453,553 | - | - |
| Probation - Field Services | 11,482,532 | 2,420,985 | - | 9,061,547 |
| Probation - Institutional Services | 6,452,231 | 1,241,800 | - | 5,210,431 |
| Probation - Juvenile Commitment Facility | 3,679,793 | 1,195,020 | - | 2,484,773 |
| Public Defender | 6,233,226 | 643,000 | - | 5,590,226 |
| Public Defender - Indigent Defense | 4,661,460 | 90,000 | - | 4,571,460 |
| Sheriff - Administration | 9,837,586 | 1,428,727 | - | 8,408,859 |
| Sheriff - Contract Cities | 10,718,539 | 10,718,539 | - | - |
| Sheriff - Detention | 39,959,721 | 9,481,407 | - | 30,478,314 |
| Sheriff - Operations | 29,823,825 | 2,186,790 | - | 27,637,035 |
| Treasurer - Admin/Taxes | 1,248,475 | 459,250 | - | 789,225 |
| Treasurer - Revenue Recovery | 1,088,200 | 1,088,200 | - | - |
| Treasurer - Treasury | 636,022 | 636,022 | - | - |
| Total General Fund | \$ 287,951,664 | \$ 90,473,902 | \$ - | \$ 197,477,762 |
| Discretionary Revenue/Fund Balance | | | | |
| Chief Executive Office - Discretionary Revenue | | \$ 190,005,874 | \$ - | \$ (190,005,874) |
| Assigned Fund Balance | | | | \$ - |
| Unassigned Fund Balance | | | \$ 7,471,888 | \$ (7,471,888) |
| Adjusted General Fund | \$ 287,951,664 | \$ 280,479,776 | \$ 7,471,888 | \$ - |

2016-2017 Recommended Proposed Budget Net County Cost Schedule



| Fund Type | Recommended Proposed Budget Expenditures | Recommended Proposed Budget Revenue | Recommended Proposed Budget Fund Balance/ Retained Earnings | Recommended Proposed Budget Net County Cost |
|---|--|---|--|---|
| Special Revenue Fund | | | | |
| Alliance Worknet | \$ 8,231,752 | \$ 8,231,752 | \$ - | \$ - |
| Alliance Worknet - StanWORKs | 10,721,742 | 10,721,742 | - | - |
| Area Agency on Aging | 3,539,714 | 3,194,644 | 52,148 | 292,922 |
| Behavioral Health and Recovery Services | 49,396,588 | 47,382,891 | 1,188,338 | 825,359 |
| BHRS - Alcohol and Drug | 10,443,861 | 10,189,218 | 254,643 | - |
| BHRS - Managed Care | 11,572,548 | 8,549,764 | 3,022,784 | - |
| BHRS - Mental Health Services Act | 34,446,753 | 34,446,753 | - | - |
| BHRS - Public Guardian | 1,318,565 | 163,000 | - | 1,155,565 |
| BHRS - Stanislaus Recovery Center | 2,761,975 | 2,606,001 | 155,974 | - |
| Chief Executive Office - County Fire Service Fund | 1,659,236 | 1,340,789 | 105,459 | 212,988 |
| Chief Executive Office - DNA Identification Fund Prop 69 | 208,000 | 105,000 | 103,000 | - |
| Chief Executive Office - DOJ Drug & Alcohol | 120,000 | 64,457 | - | 55,543 |
| Chief Executive Office - OES Homeland Security Grants | - | - | - | - |
| Child Support Services | 16,327,923 | 16,327,923 | - | - |
| Children and Families Commission | 7,178,774 | 4,780,192 | 2,398,582 | - |
| Clerk-Recorder - Vital & Health Statistics | 50,000 | 38,106 | 11,894 | - |
| Clerk-Recorder Modernization | 2,720,839 | 631,960 | 2,088,879 | - |
| Cooperative Extension - Farm & Home Advisors Research Trust | 16,200 | - | 16,200 | - |
| CSA - County Children's Fund | 130,050 | 130,050 | - | - |
| CSA - General Assistance | 670,128 | 129,425 | - | 540,703 |
| CSA - IHSS Provider Wages | 82,161,445 | 79,782,203 | - | 2,379,242 |
| CSA - IHSS Public Authority - Administration | 874,683 | 850,402 | - | 24,281 |
| CSA - IHSS Public Authority - Benefits | 1,057,146 | 976,146 | - | 81,000 |
| CSA - Integrated Children's Services | - | - | - | - |
| CSA - Public Economic Assistance | 99,543,728 | 97,621,910 | - | 1,921,818 |
| CSA - Services and Support | 154,388,556 | 150,532,939 | - | 3,855,617 |
| District Attorney - Arson Task Force | 59,194 | 58,670 | 524 | - |
| District Attorney - Auto Insurance Fraud Prosecution | 199,582 | 199,582 | - | - |
| District Attorney - Consumer Fraud | 89,519 | - | 89,519 | - |
| District Attorney - Criminal Division Asset Forfeiture | 9,619 | - | 9,619 | - |
| District Attorney - Elder Abuse Advocacy & Outreach | - | - | - | - |
| District Attorney - Federal Asset Forfeiture | - | - | - | - |
| District Attorney - Impaired Driver Vertical Prosecution | 83,267 | 83,267 | - | - |
| District Attorney - Real Estate Fraud | 363,115 | 210,000 | - | 153,115 |
| District Attorney - Rural Crimes Prevention | - | - | - | - |
| District Attorney - Unserved/Underserved Victim Advocacy and Outreach Program | - | - | - | - |
| District Attorney - Vertical Prosecution Block Grant | - | - | - | - |
| District Attorney - Victim Compensation & Government Claims | 86,880 | 63,853 | - | 23,027 |
| District Attorney - Victim Services Program | 375,711 | 375,711 | - | - |
| Environmental Resources | 8,886,719 | 6,446,866 | 1,528,263 | 911,590 |
| Environmental Resources - AB 939 | 863,521 | 862,572 | 949 | - |
| Environmental Resources - Abandoned Vehicles | 60,536 | 50,000 | 10,536 | - |
| Environmental Resources - Beverage Container Recycling | 30,310 | 29,952 | 358 | - |
| Environmental Resources - Code Enforcement Abatement | 20,000 | - | 20,000 | - |
| Environmental Resources - Disclosure Program | 395,000 | 360,521 | 34,479 | - |
| Environmental Resources - E-Waste Collection Facility | - | - | - | - |
| Environmental Resources - Household Hazardous Waste | 821,995 | 758,220 | 63,775 | - |
| Environmental Resources - Trust Fund | 41,174 | - | 41,174 | - |
| Environmental Resources - Underground Storage Tank | - | - | - | - |
| Environmental Resources - Used Oil Recycling | 151,991 | 87,401 | 64,590 | - |

2016-2017 Recommended Proposed Budget Net County Cost Schedule



| Fund Type | Recommended Proposed Budget Expenditures | Recommended Proposed Budget Revenue | Recommended Proposed Budget Fund Balance/ Retained Earnings | Recommended Proposed Budget Net County Cost |
|--|--|---|--|---|
| Environmental Resources - Vehicle Registration Fee Surcharge | 67,733 | 4,000 | 63,733 | - |
| Environmental Resources - Waste Tire Enforcement Grant | 118,275 | 118,275 | - | - |
| General Services Agency - 12th Street - Office Building | 46,152 | 20,857 | - | 25,295 |
| Health Services Agency - Administration | 7,520,709 | 7,520,709 | - | - |
| Health Services Agency - EMS Discretionary Fund | 95,500 | 95,500 | - | - |
| Health Services Agency - IHCP EMS Hospital | 202,000 | 202,000 | - | - |
| Health Services Agency - IHCP EMS Physicians | 456,500 | 406,500 | 50,000 | - |
| Health Services Agency - Indigent Health Care | 447,366 | 252,500 | (105,134) | 300,000 |
| Health Services Agency - PH Vital and Health Statistics | 15,000 | 62,000 | (47,000) | - |
| Health Services Agency - Public Health | 25,714,582 | 23,360,604 | - | 2,353,978 |
| Library | 12,137,551 | 10,747,783 | 897,958 | 491,810 |
| Parks and Recreation - Fish and Wildlife | 35,000 | 20,000 | 15,000 | - |
| Parks and Recreation - Modesto Reservoir Patrol | 376,711 | 113,732 | 262,979 | - |
| Parks and Recreation - Off-Highway Vehicle Fund | 783,353 | 678,498 | 104,855 | - |
| Parks and Recreation - Regional Water Safety Training Center | 39,700 | 31,000 | 8,700 | - |
| Planning - Building Permits | 2,495,844 | 2,420,868 | 74,976 | - |
| Planning - Dangerous Bldg Abatement | 266,000 | 260,000 | 6,000 | - |
| Planning - General Plan Maintenance | 478,050 | 150,500 | 327,550 | - |
| Planning - Salida Planning Efforts | - | - | - | - |
| Planning - Special Revenue Grants | 9,796,491 | 6,663,729 | 3,132,762 | - |
| Planning - Successor Housing Agency | - | - | - | - |
| Probation - Corrections Performance Incentive Fund | 875,000 | 875,000 | - | - |
| Probation - Juvenile Accountability Block Grant | 100,000 | 100,000 | - | - |
| Probation - Juvenile Justice Crime Prevention Act | 1,826,139 | 1,474,289 | 351,850 | - |
| Probation - Local Community Corrections | 18,711,849 | 18,711,849 | - | - |
| Probation - Ward Welfare Fund | 40,000 | 40,000 | - | - |
| Probation - Youthful Offender Block Grant | 2,355,057 | 1,242,183 | 1,112,874 | - |
| Public Works - Administration | 957,955 | 957,955 | - | - |
| Public Works - Engineering | 4,660,643 | 4,568,393 | 47,250 | 45,000 |
| Public Works - Road and Bridge | 46,090,022 | 40,535,485 | 5,554,537 | - |
| Sheriff - CAL ID Program | 555,406 | 446,250 | 109,156 | - |
| Sheriff - CAL-MMET | 700,400 | 700,400 | - | - |
| Sheriff - Civil Process Fee | 403,726 | 281,000 | 122,726 | - |
| Sheriff - Court Security | 5,637,828 | 5,301,996 | 235,528 | 100,304 |
| Sheriff - Dedicated Funds | - | - | - | - |
| Sheriff - Driver Training Program | 183,501 | 183,501 | - | - |
| Sheriff - Justice Assistance Grant | 721,485 | 721,485 | - | - |
| Sheriff - Vehicle Theft Unit | 486,271 | 431,450 | 54,821 | - |
| Total Special Revenue Funds | \$ 657,476,138 | \$ 618,084,173 | \$ 23,642,808 | \$ 15,749,157 |
| Capital Projects Funds | | | | |
| Chief Executive Office - Courthouse Construction Fund | \$ 720,000 | \$ 425,000 | \$ 295,000 | \$ - |
| Chief Executive Office - Criminal Justice Facilities Fund | 830,510 | 460,000 | 370,510 | - |
| Planning - RDA Housing Set Aside | - | - | - | - |
| Planning - Redevelopment Agency | - | - | - | - |
| Total Capital Projects Funds | \$ 1,550,510 | \$ 885,000 | \$ 665,510 | \$ - |
| Enterprise Funds | | | | |
| Environmental Resources - Fink Road Landfill | \$ 12,130,582 | \$ 6,895,567 | \$ 5,235,015 | \$ - |
| Environmental Resources - Geer Road Landfill | 1,981,063 | 1,981,063 | - | - |
| Health Services Agency - Clinic and Ancillary Svcs | 46,796,890 | 43,821,486 | (137,993) | 3,113,397 |
| Public Works - Local Transit System | 12,325,442 | 8,526,505 | 3,798,937 | - |
| Sheriff - Jail Commissary / Inmate Welfare | 1,817,789 | 1,299,193 | 518,596 | - |
| Total Enterprise Funds | \$ 75,051,766 | \$ 62,523,814 | \$ 9,414,555 | \$ 3,113,397 |

2016-2017 Recommended Proposed Budget Net County Cost Schedule



| Fund Type | Recommended Proposed Budget Expenditures | Recommended Proposed Budget Revenue | Recommended Proposed Budget Fund Balance/ Retained Earnings | Recommended Proposed Budget Net County Cost |
|--|--|---|--|---|
| <u>Internal Service Funds</u> | | | | |
| Chief Executive Office - Dental Self-Insurance | \$ 4,300,000 | \$ 4,300,000 | \$ - | \$ - |
| Chief Executive Office - General Liability | 4,875,150 | 4,875,150 | - | - |
| Chief Executive Office - Medical Self-Insurance | 53,500,000 | 56,500,000 | (3,000,000) | - |
| Chief Executive Office - Other Employee Benefits | 650,000 | 450,000 | 200,000 | - |
| Chief Executive Office - Professional Liability | 510,000 | 410,000 | 100,000 | - |
| Chief Executive Office - Unemployment Insurance | 620,000 | 220,000 | 400,000 | - |
| Chief Executive Office - Vision Care Insurance | 760,000 | 760,000 | - | - |
| Chief Executive Office - Workers' Compensation | 5,275,000 | 4,875,000 | 400,000 | - |
| General Services Agency - Central Services Division | 1,346,800 | 1,301,900 | 44,900 | - |
| General Services Agency - Facilities Maintenance Division | 5,873,239 | 5,679,889 | 193,350 | - |
| General Services Agency - Fleet Services Division | 3,131,070 | 3,038,791 | 92,279 | - |
| General Services Agency - Utilities | 4,329,980 | 4,329,980 | - | - |
| Integrated Criminal Justice Information System | 975,720 | 622,500 | 353,220 | - |
| Public Works - Morgan Shop | 3,846,245 | 6,349,986 | (2,503,741) | - |
| S.B.T. - Telecommunications | 1,199,590 | 944,164 | 255,426 | - |
| Strategic Business Technology | 5,796,213 | 5,205,527 | 590,686 | - |
| Total Internal Service Funds | \$ 96,989,007 | \$ 99,862,887 | \$ (2,873,880) | \$ - |
| <hr/> | | | | |
| Total All Funds | \$ 1,119,019,085 | \$ 1,061,835,650 | \$ 38,320,881 | \$ 18,862,554 |
| <hr/> | | | | |
| <u>OTHER COUNTY MATCH CONTRIBUTIONS/CONTINGENCIES</u> | | | | |
| Law Library | - | - | - | 54,240 |
| North McHenry Tax Sharing | - | - | - | 2,740,105 |
| Local Area Formation Commission | - | - | - | 188,605 |
| Stanislaus Animal Services Agency | - | - | - | 1,432,102 |
| Stanislaus Council of Governments | - | - | - | 4,282 |
| Total Other County Match Contributions | \$ - | \$ - | \$ - | \$ 4,419,334 |
| <hr/> | | | | |
| TOTAL COUNTY APPROPRIATIONS | \$ 1,119,019,085 | \$ 1,061,835,650 | \$ 38,320,881 | \$ 23,281,888 |

GENERAL FUND—CLASSIFICATION OF FUND BALANCE

The Government Accounting Standards Board (GASB) Statement 54 establishes five categories for the classification of fund balance: Nonspendable, Restricted, Committed, Assigned and Unassigned. Although only the General Fund is addressed in this section, Statement 54 applies to the Special Revenue and Capital Project funds as well. The amounts in the 2016-2017 Recommended Proposed Budget General Fund Classification of Fund Balance schedule show projected beginning balances as of July 1, 2016, adjustment strategies, budgeted use of fund balance, and the projected ending balances of each category.

Nonspendable fund balance includes amounts that are not in a spendable form or are legally or contractually required to be maintained intact (such as the long term amount of notes receivable or prepaid amounts). The projected July 1, 2016 balance of this category is \$14,678,266 and includes balances for the Economic Development Bank advances, Teeter receivable and fair value adjustment of investments. Encumbrances are usually set after fiscal year-end close and have been disregarded for projecting fund balance in the proposed budget as the assumption is that all encumbrances and prior year appropriations will be spent in the current year. These balances are however included in the final budget since it is prepared after year-end close when actual balances of unspent encumbrances are known. No changes are anticipated for the Nonspendable category in Budget Year 2016-2017 and the June 30, 2017 balance is estimated at \$14,678,266.

Restricted fund balance includes amounts that can be spent only for the specific purposes stipulated by constitution, external parties (such as creditors, grant providers or contributors) or through enabling legislation. The only restricted account at this time is for Tax Loss Reserve, the July 1, 2016 balance for which is projected at \$4,240,485 and it is anticipated to remain the same for Budget Year 2016-2017.

Committed fund balance includes amounts that can be used only for the specific purposes determined by a formal action of the government's highest level of decision-making authority (the Board of Supervisors). Commitments may be changed or lifted only by the government taking the same formal action that imposed the constraint originally. The total projected committed fund balance as of July 1, 2016, is \$6,933,210 and includes commitments for Frank Raines Park project, litigation exposure, capital acquisitions, and repayments of Animal Services Facility, Public Safety Center Jail Expansion and Coroner Facility projects for debt that was funded from the Tobacco Endowment fund. The projected June 30, 2017 balance of the Committed fund category is estimated to remain at \$6,933,210.

Assigned fund balance is comprised of amounts intended to be used by the government for specific purposes that are neither restricted nor committed. Intent can be expressed by the governing body or by an official or body to which the governing body delegates the authority; the Board of Supervisors has delegated this authority to the Chief Executive Office. Assigned fund balance can be used to assist in balancing the subsequent year's budget.

Amounts reflected in the projected July 1, 2016 assigned fund balance of \$86,288,091 are \$13,630,642 for General Fund Contingency Reserve Policy, \$8,800,000 for future years retirement obligation, \$23,860,152 for the Teeter Plan, \$12,666,797 for the Debt Service Reserve Policy, \$3,000,000 for future termination cash outs, \$999,075 for Veteran's One-Stop Facility and \$23,331,425 in total other assignments. Again, the encumbrances and carryover appropriations as well as Fiscal Year 2015-2016 budget balancing assignment balances are disregarded for the proposed budget and will be included in the final budget.

As funding strategy for the 2016-2017 Recommended Proposed Budget \$1 million will be unassigned from the remaining \$2 million deferred maintenance assignment included in other assignments approved in the Fiscal Year 2014-2015 Adopted Final Budget for \$3 million. The decrease of this assignment is in line with the strategy of releasing \$1 million annually to fund deferred maintenance for three years starting Fiscal Year 2015-2016. In addition, \$100,000 is recommended to be unassigned for AB 900 Phase II of jail project from the \$2 million Jail Expansion Start-Up assignment included in other assignments. The assigned fund balance is projected to be \$85,188,091 on June 30, 2017, after the release of total \$1,100,000 from the assigned category to the unassigned category assuming the use of all encumbrances and carryover appropriations in Fiscal Year 2015-2016. Funding strategies of the 2016-2017 Final Budget will likely require other adjustments in this category.

Unassigned fund balance is the classification for the General Fund which includes all amounts not contained in the other classifications. Unassigned amounts are technically available for any purpose. The projected July 1, 2016 total of unassigned balance is \$15,381,066. Recommended adjustment strategies for the Assigned category will transfer \$1,100,000 to the Unassigned category. A use of \$7,471,888 is projected from the Unassigned category to balance the 2016-2017 Recommended Proposed Budget. The projected Unassigned Fund Balance on June 30, 2017 is estimated to be \$7,153,163 for the General Fund, \$532,692 for the Economic Development Bank, \$1,323,147 for the Community Development Bank and \$176 for Facility Maintenance, for a total of \$9,009,178.

In summary, the projected total General Fund June 30, 2017 balance after the adjustment strategies and budgeted use of fund balance is estimated to be \$120,049,230, which is a net decrease of \$7,471,888 from the projected July 1, 2016, balance of \$127,521,118.



2016-2017 Recommended Proposed Budget Classification of Fund Balance

| GENERAL FUND | Projected Fund Balance 7/1/16 | Adjustment Strategies | Budgeted Use of Fund | Projected Fund Balance 6/30/17 |
|---|-------------------------------------|--------------------------|----------------------------|--------------------------------------|
| Fund Balance - Nonspendable: | | | | |
| Fund 100 - Fair value adjustment | \$ 636,560 | | | \$ 636,560 |
| Fund 105 - Fair value adjustment | 7,868 | | | 7,868 |
| Fund 107 - Fair value adjustment | 4,505 | | | 4,505 |
| Imprest Cash | 91,280 | | | 91,280 |
| Advances to other funds | 100,000 | | | 100,000 |
| Advances to other governments | 372,069 | | | 372,069 |
| Fund 105 - Economic Development advances | 4,021,599 | | | 4,021,599 |
| Teeter receivable | 9,228,199 | | | 9,228,199 |
| Prepaid items | 216,186 | | | \$ 216,186 |
| Encumbrances (100) | \$ - | | | - |
| Total Nonspendable | \$ 14,678,266 | \$ - | \$ - | \$ 14,678,266 |
| Fund Balance - Restricted: | | | | |
| Fund 106 - Tax Loss Reserve | \$ 4,240,485 | | | \$ 4,240,485 |
| Total Restricted | \$ 4,240,485 | \$ - | \$ - | \$ 4,240,485 |
| Fund Balance - Committed: | | | | |
| Total Committed Other | \$ 1,535,387 | | \$ - | \$ 1,535,387 |
| Total Committed - Capital Acquisition | 5,397,823 | | | 5,397,823 |
| Total Committed | \$ 6,933,210 | \$ - | \$ - | \$ 6,933,210 |
| Fund Balance - Assigned: | | | | |
| Contingencies (GF Reserve Balance Policy) | \$ 13,630,642 | | | \$ 13,630,642 |
| Retirement Obligation | 8,800,000 | | | 8,800,000 |
| Teeter Plan | 23,860,152 | | | 23,860,152 |
| Carryover Appropriations (100) | | | | - |
| Carryover Appropriations (107) | | | | - |
| Carryover Appropriations (100) | | | | - |
| Encumbrances-Econ Development (105) | | | | - |
| Assigned - Debt Service Reserve | 12,666,797 | | | 12,666,797 |
| Assigned - Cash out Obligations | 3,000,000 | | | 3,000,000 |
| Assigned - Veteran's One-Stop Facility | 999,075 | | | 999,075 |
| Total Assigned Other | 23,331,425 | \$ (1,100,000) | | \$ 22,231,425 |
| Assigned - Budget Balancing | | | | - |
| Total Assigned | \$ 86,288,091 | \$ (1,100,000) | \$ - | \$ 85,188,091 |
| Fund Balance - Unassigned | | | | |
| General Fund (100) | \$ 13,525,051 | \$ 1,100,000 | \$ (7,471,888) | \$ 7,153,163 |
| Facility Maintenance (104) | 176 | | | 176 |
| Economic Development Bank (105) | 532,692 | | | 532,692 |
| Community Development Bank (107) | \$ 1,323,147 | | | 1,323,147 |
| Total Unassigned | \$ 15,381,066 | \$ 1,100,000 | \$ (7,471,888) | \$ 9,009,178 |
| TOTAL FUND BALANCE | \$ 127,521,118 | \$ - | \$ (7,471,888) | \$ 120,049,230 |



2016-2017 Recommended Proposed Budget Discretionary Revenue

| ACCOUNT DESCRIPTION | Actuals As of 6/30/2014 | Actuals As of 6/30/2015 | Adopted Final Budget Fiscal Year 2015-2016 | Year-End Estimates Fiscal Year 2015-2016 | Recommended Proposed Budget Fiscal Year 2016-2017 |
|---|-------------------------------|-------------------------------|---|---|--|
| TAXES | | | | | |
| 10000 Property taxes-current secured | 34,328,700 | 38,523,676 | 41,125,000 | 47,000,000 | 48,880,000 |
| 10005 Property Taxes-Unitary | 1,085,382 | 1,184,309 | 1,200,000 | 1,200,000 | 1,220,000 |
| 10210 RDA Pass Through Increment | 2,395,095 | 2,981,729 | 2,600,000 | 2,600,000 | 2,650,000 |
| 10400 Property taxes-current unsecured | 1,833,760 | 2,077,659 | 2,100,000 | 2,200,000 | 2,240,000 |
| 11000 Property taxes-prior unsecured | 78,046 | 55,136 | 55,000 | 55,000 | 55,000 |
| 11400 Property taxes-supplemental | 839,538 | 485,800 | 500,000 | 500,000 | 500,000 |
| 11600 Supplemental property taxes-prior year | - | 112,485 | - | 215,507 | - |
| 11800 Sales and use taxes | 16,074,503 | 16,253,134 | 16,400,000 | 16,400,000 | 22,300,000 |
| 12600 Other taxes | 676,149 | 739,607 | - | - | - |
| 12630 Other taxes-occupancy tax | 813,692 | 962,268 | 1,000,000 | 1,000,000 | 1,010,000 |
| 12646 Unclaimed property tax refunds | - | 231,944 | - | 211,981 | - |
| 12650 Other taxes-property transfer | 1,556,982 | 1,838,896 | 1,769,000 | 1,769,000 | 1,800,000 |
| 12680 Other taxes-aircraft tax | 234,160 | 209,309 | 190,000 | 190,000 | 190,000 |
| 12700 In Lieu of Sales and Use Tax revenue | 5,502,719 | 5,413,448 | 5,500,000 | 5,500,000 | - |
| 12710 Property Tax In-Lieu of Vehicle License Fee | 45,269,937 | 50,476,186 | 53,880,000 | 53,880,000 | 56,000,000 |
| 12800 Tax dedeed land sale apportionment | 2,322 | 22,350 | - | - | - |
| Total | 110,690,985 | 121,567,936 | 126,319,000 | 132,721,488 | 136,845,000 |
| LICENSES, PERMITS AND FRANCHISES | | | | | |
| 14000 Franchises | 1,090,043 | 1,214,023 | 1,200,000 | 1,200,000 | 1,200,000 |
| Total | 1,090,043 | 1,214,023 | 1,200,000 | 1,200,000 | 1,200,000 |
| FINES, FORFEITURES & PENALTIES | | | | | |
| 16500 Fines, Forfeitures & Penalties | 5,410,759 | 4,655,637 | 2,500,000 | 2,500,000 | 2,500,000 |
| Total | 5,410,759 | 4,655,637 | 2,500,000 | 2,500,000 | 2,500,000 |
| REVENUE FROM USE OF MONEY | | | | | |
| 17000 Interest | 1,651,374 | 1,369,582 | 1,592,144 | 2,650,000 | 1,700,000 |
| 18000 Rents and concessions | 202,077 | 200,039 | 200,000 | 200,000 | 200,000 |
| 18060 Cnty Cntr III - SCOE | 153,380 | 153,380 | 50,800 | 50,800 | - |
| Total | 2,006,831 | 1,723,001 | 1,842,944 | 2,900,800 | 1,900,000 |
| INTERGOVERNMENTAL REVENUES | | | | | |
| 20390 St-motor VLF/in-lieu tax realignment | 188,763 | 182,197 | 180,000 | 178,958 | 175,000 |
| 21460 St-Aid realignment | 922,000 | 922,000 | 922,000 | 922,000 | 922,000 |
| 24400 State-Homeowners' prop tax relief | 537,790 | 567,781 | 500,000 | 500,000 | 510,000 |
| 24800 State-Public safety (prop 172) | 37,501,125 | 40,904,206 | 40,500,000 | 40,500,000 | 40,500,000 |
| 25850 St-Other-mandated costs | 505,767 | 5,936,095 | - | 1,100,000 | - |
| 28600 Fed-FHA in-lieu tax apportionment | - | 35,197 | - | - | - |
| 28800 Federal-Other | 7 | 8 | - | - | - |
| 28810 Fed-Other-entitlement lands | 56,922 | - | - | 200 | - |
| 29600 Fed-Other-Refuge Revenue Sharing | 4,900 | 6,397 | - | 79 | - |
| 29715 Other Governmental Agencies | 98,542 | 38,378 | - | 24,711 | - |
| Total | 39,815,816 | 48,592,259 | 42,102,000 | 43,225,948 | 42,107,000 |



2016-2017 Recommended Proposed Budget Discretionary Revenue

| ACCOUNT DESCRIPTION | Actuals As of 6/30/2014 | Actuals As of 6/30/2015 | Adopted Final Budget Fiscal Year 2015-2016 | Year-End Estimates Fiscal Year 2015-2016 | Recommended Proposed Budget Fiscal Year 2016-2017 |
|---|-------------------------------|-------------------------------|---|---|--|
| <u>CHARGES FOR SERVICES</u> | | | | | |
| 30200 Special assessments | 1,429,508 | 1,330,328 | 1,400,000 | 1,350,000 | 1,350,000 |
| 36990 Sb813 administration costs | 243,572 | 355,770 | 240,000 | 240,000 | 240,000 |
| 37250 Outside Agencies | - | (16,147) | (1,428) | 5,220 | 17,223 |
| 38021 Govt fund rev A-87 carry forward | 239,017 | 366,390 | (75,640) | 66,516 | 334,268 |
| 39901 Funds >13 rev A-87 carry forward | 57,449 | 53,161 | 11,070 | (12,924) | 75,259 |
| Total | 1,969,547 | 2,089,502 | 1,574,002 | 1,648,812 | 2,016,750 |
| <u>MISCELLANEOUS REVENUE</u> | | | | | |
| 40400 Miscellaneous Revenue | 14,149 | 393,733 | - | - | - |
| 40560 Cancelled warrants | 42,968 | (40,341) | - | 23,708 | - |
| Total | 57,116 | 353,392 | - | 23,708 | - |
| <u>OTHER FINANCING SOURCES</u> | | | | | |
| 46600 Operating transfers in | 327,123 | 329,392 | 143,912 | 327,124 | 327,124 |
| 46606 Transfer-2006 Tobacco repay for AB 900 Jail | 158,560 | 482,535 | 500,000 | 500,000 | 500,000 |
| 46607 Transfer-2006 Tobacco repay for Coroners Facility | 156,199 | - | - | - | - |
| 46612 Transfer-2002 endowment drawdown | 1,767,422 | 1,816,447 | 1,856,142 | 1,856,142 | 1,850,000 |
| 46613 Transfer-2006 endowment drawdown | 761,037 | 764,854 | 763,791 | 763,791 | 760,000 |
| 46000 Sale of fixed assets | - | - | - | 999,075 | - |
| Total | 3,170,341 | 3,393,229 | 3,263,845 | 4,446,132 | 3,437,124 |
| <u>TOTAL DISCRETIONARY REVENUE</u> | | | | | |
| | 164,211,438 | 183,588,979 | 178,801,791 | 188,666,888 | 190,005,874 |
| 17610 Increase(decrease)-fair value of investments | 129,044 | (213,552) | - | - | - |
| TOTAL ADJUSTED DISCRETIONARY REVENUE | 164,340,482 | 183,375,427 | 178,801,791 | 188,666,888 | 190,005,874 |

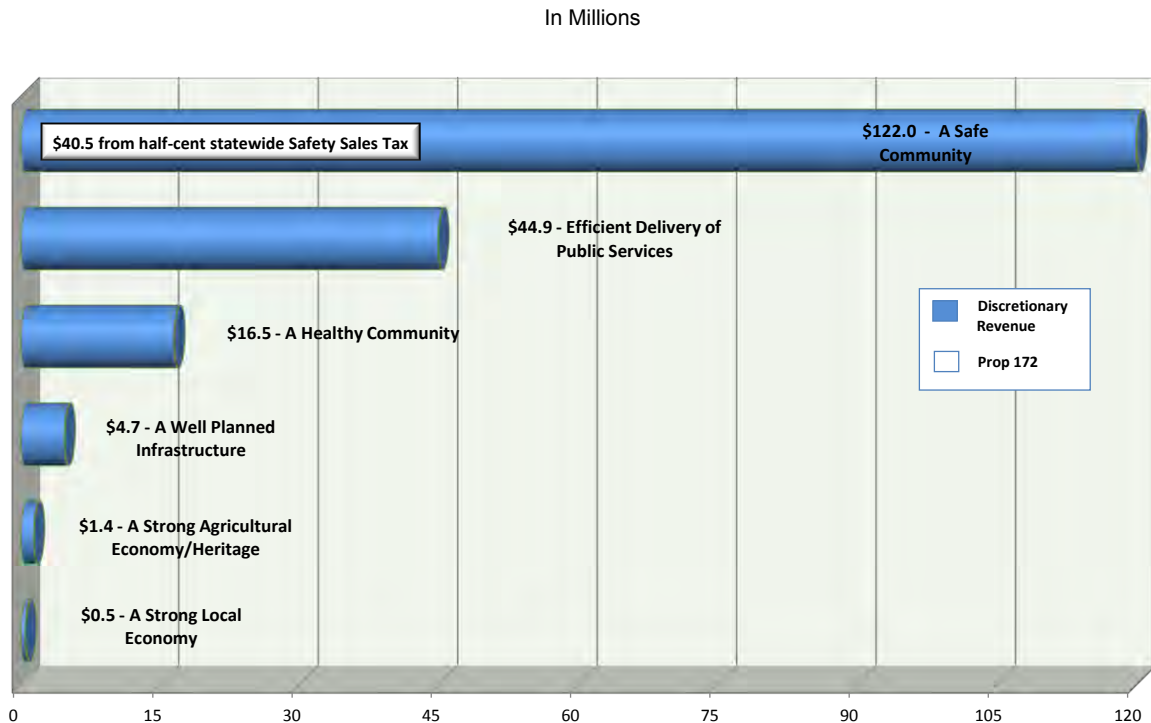
DISCRETIONARY REVENUE

Revenue available to fund programs at the Board of Supervisors' discretion is referred to as Discretionary Revenue. The majority of Discretionary Revenue in the 2016-2017 Recommended Proposed Budget supports funding for public safety and criminal justice services for the Sheriff, Probation, District Attorney and Public Defender as well as government-related services provided by the Chief Executive Office, Assessor, Auditor-Controller, Treasurer-Tax Collector and the General Services Agency. Health and Human Services departments use Discretionary Revenue as matching funds to support Maintenance of Effort (MOE) requirements for Federal and State supported programs. Since most of the Board of Supervisors' discretion is directly linked to this revenue type, considerable attention is given to key discretionary revenue sources.

The 2016-2017 Recommended Proposed Budget includes estimated Discretionary Revenue of \$190,005,874, which is 6.3% or \$11.2 million above the \$178,801,791 estimated in the 2015-2016 Adopted Final Budget. This also represents approximately a 1% or \$1.3 million increase over updated Fiscal Year 2015-2016 projections estimating Discretionary Revenue receipts of \$188.7 million. The projected increase in Budget Year 2016-2017 is primarily attributed to an estimated 4% increase in current secured property tax and property tax in lieu of Vehicle License Fee revenues as well as a modest increase of 2% in sales related tax revenues. These increases are offset by a reduction in the Senate Bill (SB) 90 Mandate Claim revenues not traditionally budgeted, along with one-time revenue from pre-2004 SB 90 interest repayment and proceeds from the sale of the Medical Arts building which has been assigned for future support of the Veterans Facility.

The following chart summarizes the proposed distribution of Discretionary Revenue for Budget Year 2016-2017, clearly indicating that the Board of Supervisors' top priority of "A Safe Community" is the largest recipient of this revenue source.

Distribution of Discretionary Revenue – Recommended Proposed Budget 2016-2017 \$190,005,874



Overview

Over 90% of all Discretionary Revenue consists of property and sales tax sources. The largest dollar volume comes from current secured property taxes, property taxes received in lieu of Vehicle License

Fees, Public Safety Sales Tax (Proposition 172), and the 1% local sales and use tax. A number of these categories are monitored on a regular basis with consideration given to, among other factors, historical inflow trends and local and regional economic conditions. A brief summary of the major Discretionary Revenue categories is provided below.

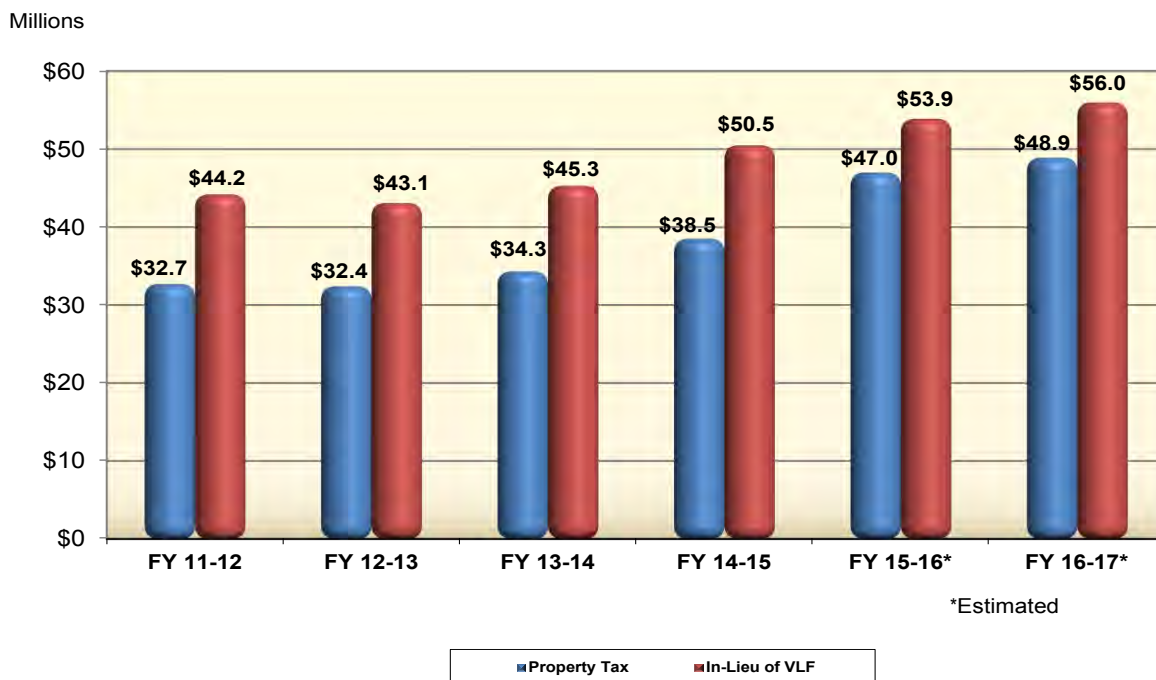
Secured Property Taxes and Property Taxes In Lieu of Vehicle License Fees

The total projection for current secured property taxes is \$49.9 million. This projection includes an estimated \$6.2 million benefit from the elimination of Negative Bailout which no longer reduces the County's portion of property taxes thanks to the passage of Senate Bill (SB) 107. The actual impact of SB 107 will not be known until after the close of Fiscal Year 2015-2016; the ongoing benefit may materialize to be as high as \$6.7 million based on estimates by the Auditor-Controller. No recommendations are included for use of these funds in the 2016-2017 Proposed Budget, pending validation of actual revenues realized through June receipts that will provide the confidence needed for sustainable program operations. Recommendations specific to this new source of Discretionary Revenue will be brought back to the Board of Supervisors at Final Budget 2016-2017.

Property tax revenue for Fiscal Year 2015-2016, after adjusting out the Negative Bailout amount, is expected to increase by approximately 6% from the Fiscal Year 2014-2015 actual revenue and will represent the third year of solid growth after five years of decline from Fiscal Years 2007-2008 through 2012-2013. Continued stable recovery in the housing market is anticipated for Budget Year 2016-2017 and preliminary estimates for property tax and property tax in lieu of Vehicle License Fee revenue growth is 4% from that of Fiscal Year 2015-2016. The annual Assessed Roll valuation for Stanislaus County for Budget Year 2016-2017 will be announced by the Assessor in late June 2016 and the Final Budget will provide another opportunity to adjust property tax and related revenues so that they are in line with the growth identified in the Assessed Roll valuation.

The County receives a portion of the annual property tax revenues that are collected by the Tax Collector. This portion varies among tax code areas, depending on the percentage that is allocated for each area between the County, cities, special districts, redevelopment agencies, and schools. Historically, the County's portion fell in the range of 10% to 12% of the taxes collected. After the elimination of Negative Bailout, the County's portion has increased to approximately 13%. However, this remains among the lowest county allocations in the State.

Property Tax and In Lieu Vehicle License Tax

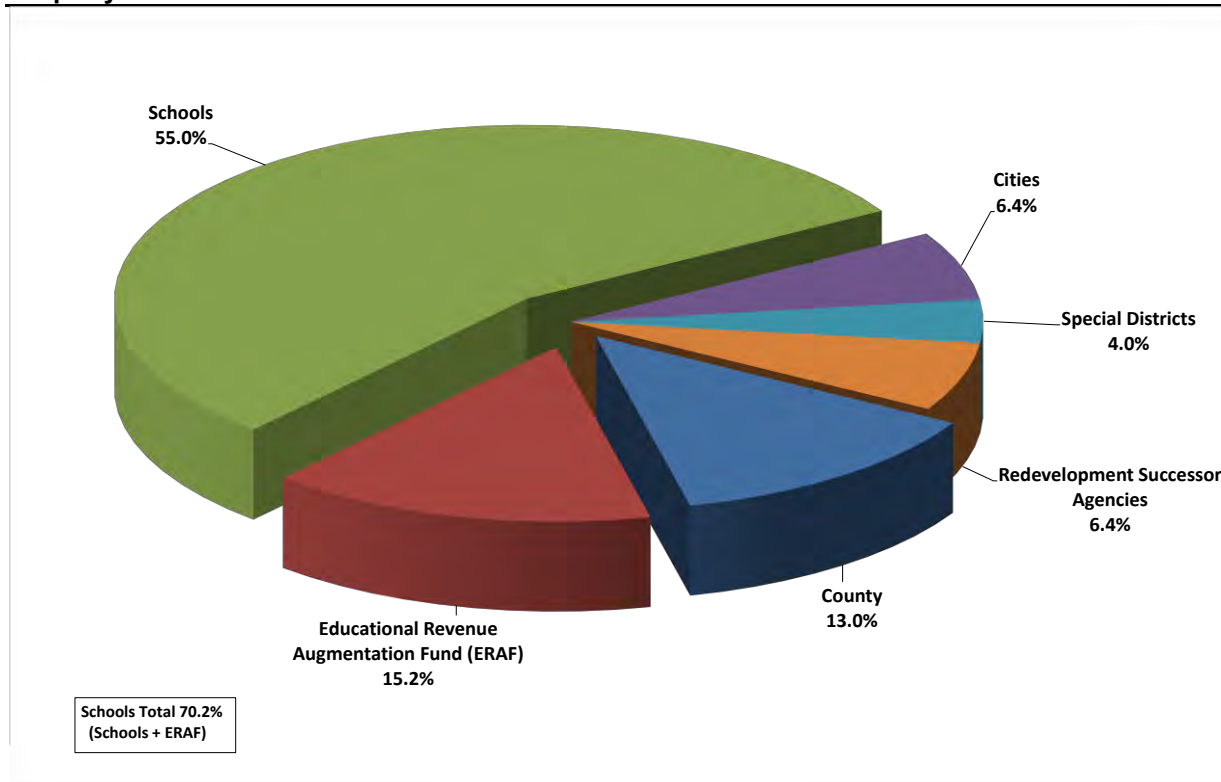


During the 2004-2005 Fiscal Year, a major shift in local government funding occurred as the revenue received from Vehicle License Fees (VLF) was exchanged by the State of California for an equivalent amount of property taxes. This swapped revenue, shown as “Property Tax In Lieu of VLF” on the Discretionary Revenue schedule, increased the County’s reliance on property tax revenue. Today, this revenue is the largest portion of total Discretionary Revenue. In Budget Year 2016-2017, it is projected to be \$56 million or approximately 29% of the total. The preceding chart reflects revenue received over the past six years comparing Secured Property Tax revenue to Property Taxes received in lieu of Vehicle License Fees.

The formula used to calculate Property Tax In Lieu of VLF is very specific, requiring the certified value of all properties be provided to the Auditor-Controller by the Assessor as of January 1 of each year, prior to tax roll adjustments. This provides for a uniform application across the State and any roll changes made are captured in the following year.

The following chart for actual property tax allocations in Fiscal Year 2015-2016 indicates the County’s base property tax percentage share of approximately 13% which does not include the VLF swap and Sales Tax In Lieu of Property Tax revenues (discussed in the Sales and Use Tax section).

Property Tax Allocations for Fiscal Year 2015-2016



Public Safety Sales Tax

As a result of the 1993-1994 State Budget, property tax revenues were shifted from the counties and cities to schools, thereby reducing the State’s funding obligations to public schools. A ½ cent sales tax was enacted in January of 1994 (Proposition 172) to help alleviate the impact to local government. This sales tax, known as the “Public Safety Sales Tax,” allowed an additional ½ cent sales tax to be collected and allocated to local agencies to exclusively fund public safety activities. In Stanislaus County, these monies are used to fund the Sheriff, District Attorney, Probation and Juvenile Institutions operations.

There is a Maintenance of Effort (MOE) for these funds that requires a minimum commitment of local resources be allocated to public safety services. To receive the full allocation of these revenues, minimum funding levels for public safety functions must equal or exceed the 1992-1993 base year funding level, adjusted by a growth factor. The minimum adjusted level calculated for 2015-2016 was \$63 million, with the actual budget commitment established at \$111 million. This resulted in the County

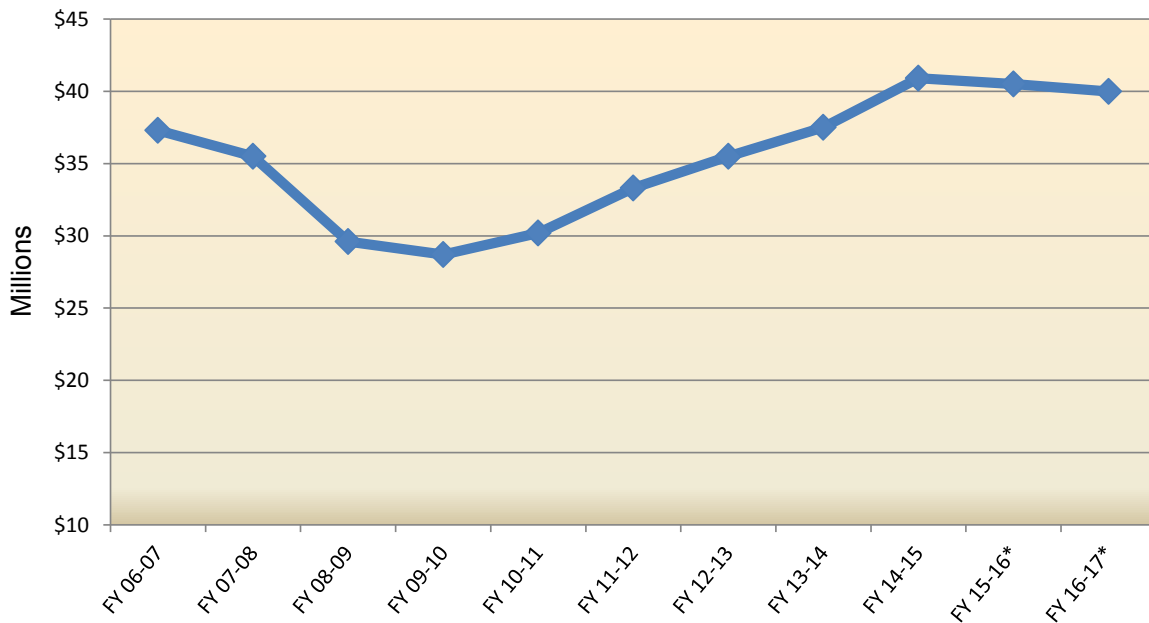
exceeding the MOE requirement by nearly \$48 million as it pertains to the use of Proposition 172 revenues.

The Public Safety Sales Tax is collected by the State Board of Equalization and apportioned to each county based on the county's proportionate share of statewide taxable sales. The combination of statewide taxable sales and the proportionate share (or "pool rate") are the factors used to determine the amount of revenue from this tax source. For several years, Stanislaus County's population growth resulted in an increase in the overall proportion of the State sales tax pool rate. From 2012-2013 to 2014-2015, the County's portion of the overall sales tax pool saw modest growth due to the improving local and statewide economy. Sales volume in Stanislaus County, on which the 2016-2017 revenue will be based, indicates that the County's portion of the State sales tax pool will remain relatively flat from 2015-2016; the actual rate will be announced by the State in April 2017 at the earliest. Because the statewide total of the sales tax pool normally exceeds \$3.4 billion, even the slightest change in the pool rate can have a significant impact on revenue projections.

| Fiscal Year | Stanislaus County Pool Rate | Increase/(Decrease) |
|--------------------|-----------------------------|---------------------|
| 2011-2012 | 0.012782 | (0.000037) |
| 2012-2013 | 0.012804 | 0.000022 |
| 2013-2014 | 0.012861 | 0.000057 |
| 2014-2015 | 0.013027 | 0.000166 |
| 2015-2016 | 0.012826 | (0.000201) |
| Proposed 2016-2017 | 0.012908 | 0.000082 |

The 2016-2017 Recommended Proposed Budget of \$40.5 million for this revenue source reflects a conservative estimate in view of the relatively flat County pool rate projection and is maintained at the same amount as the 2015-2016 Adopted Final Budget. Slightly over 4% of the entire Proposition 172 revenue received is distributed to cities, with the balance retained by the County. The following chart reflects the actual Proposition 172 revenue received over the past ten years.

Prop 172 Public Safety Sales Tax



*Estimated

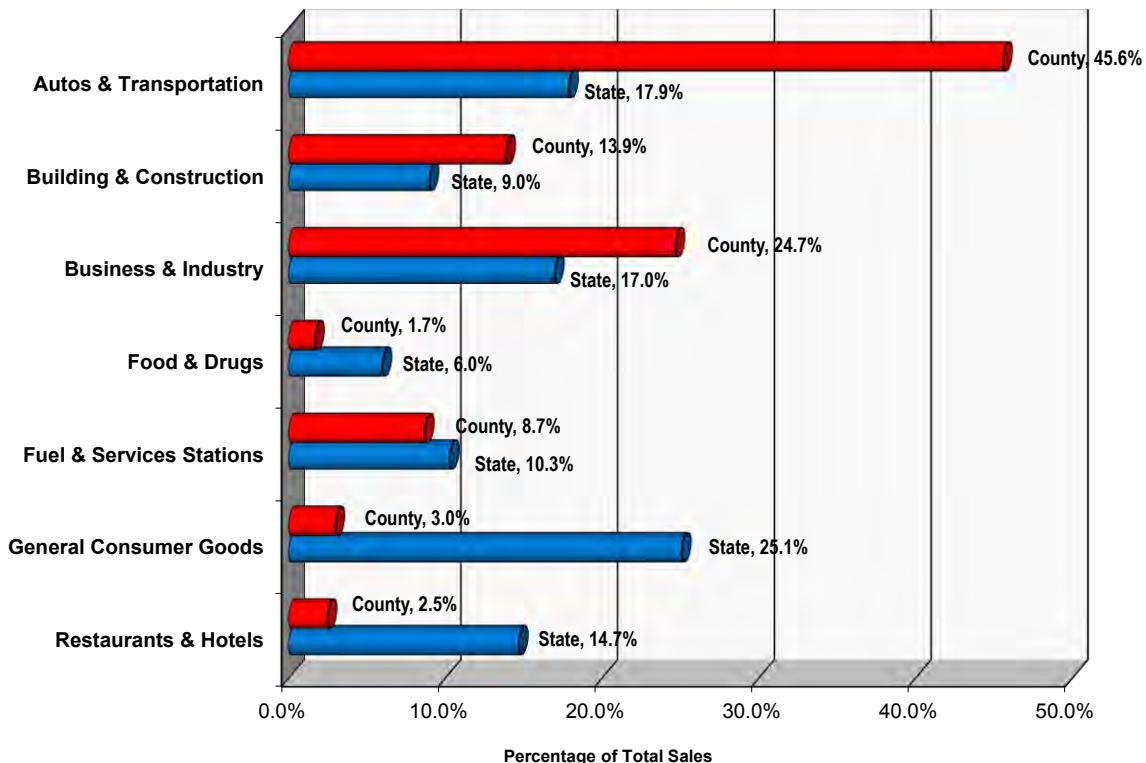
Sales and Use Tax

California has a statewide sales and use tax rate of 7.5%. The voters in Stanislaus County passed a 1/8 cent sales tax measure in 1995 and again in 1999, 2004, and 2012 to support local libraries. Sales Tax receipts are distributed as follows:

| Sales Tax Distribution | Amount |
|--|---------------|
| State General Fund | 5.25% |
| State Economic Recovery Bonds ("Triple Flip") | 0.25% |
| Incorporated/Unincorporated Areas (Discretionary Revenue) | 0.75% |
| Countywide Transportation Fund | 0.25% |
| County Health and Social Services Programs ("Realignment") | 0.50% |
| Public Safety Sales Tax | 0.50% |
| Library Tax | 0.125% |
| Total | 7.625% |

The following graph illustrates the business mix that contributes to sales and use taxes in the unincorporated areas of Stanislaus County compared to the taxes collected in the State as a whole. These percentages represent activity in Calendar Year 2015. It should be noted that Stanislaus County historically relies on Autos and Transportation sales and Business and Industry activity to a much larger degree than other counties throughout the State.

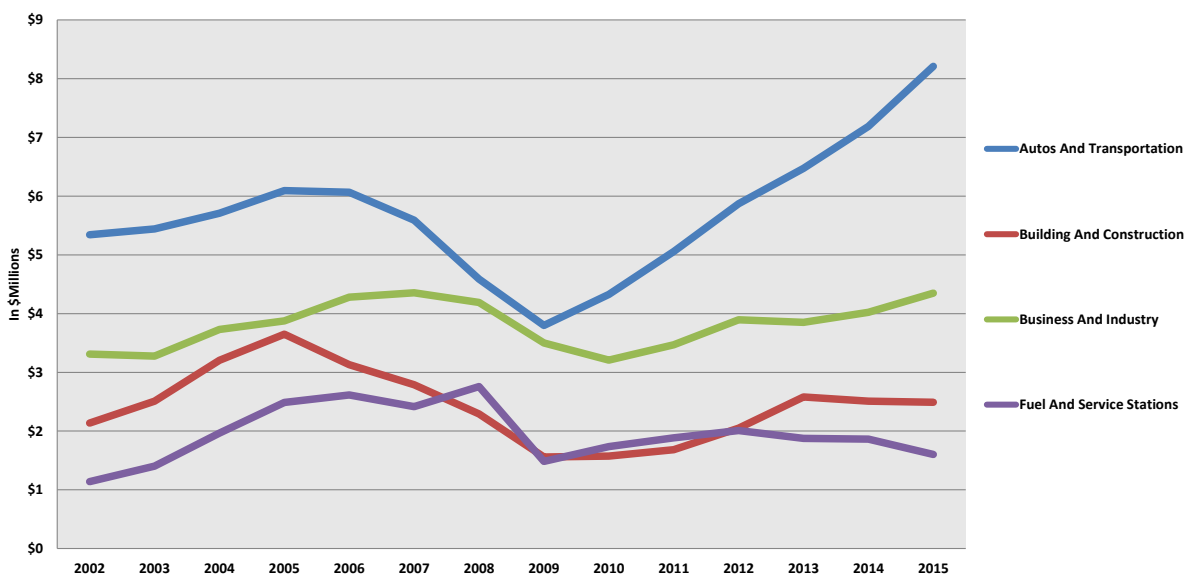
Stanislaus County Sales Tax Comparison by Business Type



The following graph shows a 14-Year history of sales and use tax for the four major industry groups in the unincorporated areas of Stanislaus County: Autos and Transportation; Building and Construction; Business and Industry; and Fuel and Service Stations. It can be used to analyze the impact of the last recession on the sales and use tax revenues, broken down by the major industry groups. It is apparent that the Autos and Transportation segment is the only one that has fully recovered and now significantly exceeds the pre-recession peak years of 2005-2006. The Business and Industry segment has made a strong recovery but still lags behind the peak years by a slight margin. The Building and Construction

segment has had a slower recovery and is still significantly lower than the peak years. Revenue for the Fuel and Service Stations segment is heavily dependent on gasoline and diesel prices as well as seasonal demands, the averages for which have been generally lower than those of the peak years.

Stanislaus County Sales Tax History by Business Type

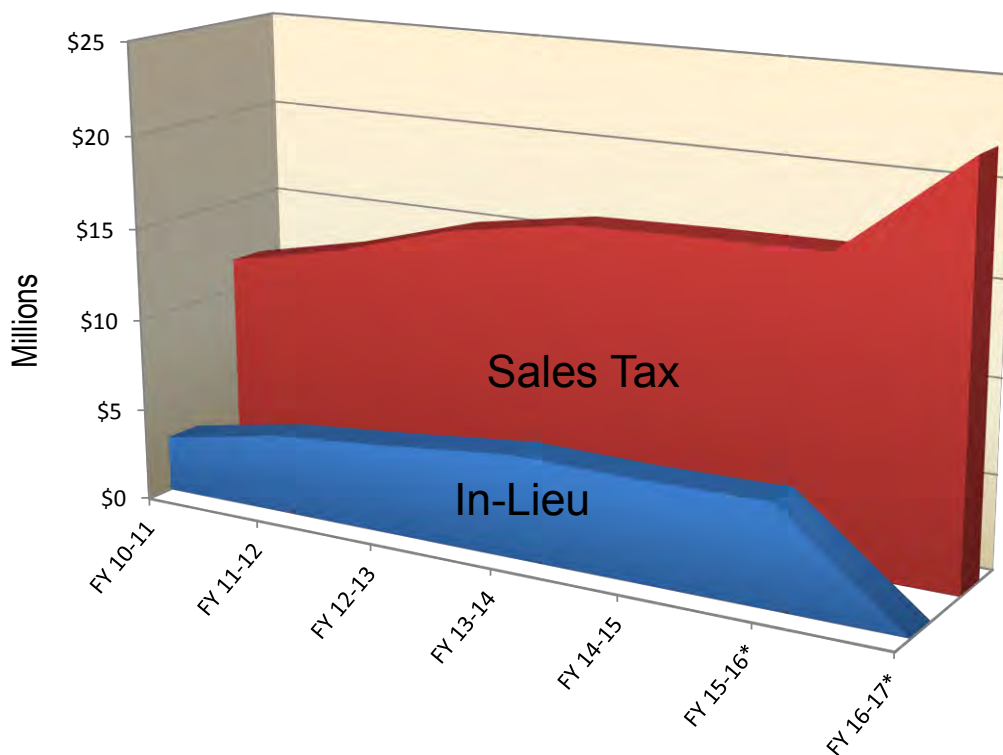


Sales and Use Tax is another Discretionary Revenue source that was affected by State budget actions in Fiscal Year 2004-2005. As part of a complicated financing structure established for the State Economic Recovery Bonds, the State “flipped” ¼ of the Bradley-Burns sales and use tax from the counties and cities to the bond trustee for debt service payments. In order to compensate for the lost revenue to cities and counties, an equivalent amount of property taxes from the County Education Revenue Augmentation Fund (ERAF) are shifted to an “In lieu of Sales and Use Tax” account. The third leg in this “Triple Flip” would require the State to make up lost ERAF revenue to education from the State of California’s General Fund.

Payments to the “In lieu of Sales and Use Tax” account are to be made by each county’s Auditor-Controller in January and May of each fiscal year with an annual “true-up” occurring in the following September. The State Department of Finance reconciles what was advanced in the prior year to actual revenue received and makes annual true-up payments. Fiscal Year 2015-2016 is the final year of In lieu of Sales and Use Tax as the State has paid off the Recovery Bonds and started the Triple Flip unwind process. Advances based on the full 1% of the sales tax started in March 2016, and the final true-up payment will be made by the State between June and August 2016.

Starting with the 2016-2017 Recommended Proposed Budget, revenue based on the full 1% will be budgeted in only the Sales and Use tax account. The Proposed Budget of \$22.3 million reflects an anticipated 2% increase over the sum of Fiscal Year 2015-2016 projected revenues, with \$16.4 million for Sales and Use tax and \$5.5 million for In lieu of Sales and Use tax. This is a cautious estimate reflective of an eventual slowing down of growth in automobile sales as well as the inclusion of recent State estimates of sales growth statewide.

Sales and Use Tax and Property Tax In Lieu of Sales Tax



*Estimated

Additional Notable Discretionary Revenue Sources

Fines and penalties collected on delinquent property taxes provide one revenue source that benefited from the falling real estate market experienced during the last recession. At the height of the residential property crisis, the San Joaquin Valley became known for leading the nation in foreclosures. As homes were lost to the lenders, delinquent taxes and penalties were paid to the County Tax Collector. Stanislaus County added \$10.9 million to its fines and forfeitures revenue account in Fiscal Year 2008-2009 at the height of the crisis. As the rate of foreclosures has declined significantly and the housing market has recovered and stabilized, revenue from fines and penalties should experience a normal level. The Recommended Proposed Budget of \$2.5 million reflects this and has no change from the 2015-2016 Adopted Final Budget estimated revenue.

Interest earnings for the General Fund fluctuate based on the amount of cash on hand and the interest rate on the County's short-term investment pool, which has averaged approximately 1% in Fiscal Year 2015-2016. Fiscal Year 2015-2016 projected revenue of \$2.65 million includes one-time revenue of \$1,213,947 for interest received on the pre-2004 SB 90 mandated claims. Adjusting for this one-time revenue, the 2016-2017 Proposed Budget is projected at \$1.7 million, which is an increase of \$107,856 from the 2015-2016 Adopted Final Budget. While the interest rate is expected to be the same as 2015-2016, the pooled cash average is projected to be higher than the prior year given recent trends.

The Property Transfer Tax is a tax collected by the Clerk-Recorder at the time of recording when an interest in real property is conveyed. The tax rate is fifty-five cents (\$0.55) for each \$500 and is based on the unencumbered assessed value of the property, or the purchase price, whichever is greater. The 2016-2017 Proposed Budget of \$1.8 million represents a modest increase of 2% from the 2015-2016 projected revenue of \$1.77 million.

An 8% Transient Occupancy Tax (TOT) is charged to customers staying in hotels in the unincorporated areas of the County. TOT revenue is directly correlated to consumer travel and is therefore subject to short-term fluctuations based on numerous economic factors. Recent years are indicative of modest increases in the economy and travel and the 2016-2017 Budget of \$1,010,000 continues to reflect this trend with a modest increase of 1%, or \$10,000, from the 2015-2016 Adopted Final Budget projection.

The following table shows amounts received over the past several years along with estimates for Fiscal Year 2015-2016 and Budget Year 2016-2017.

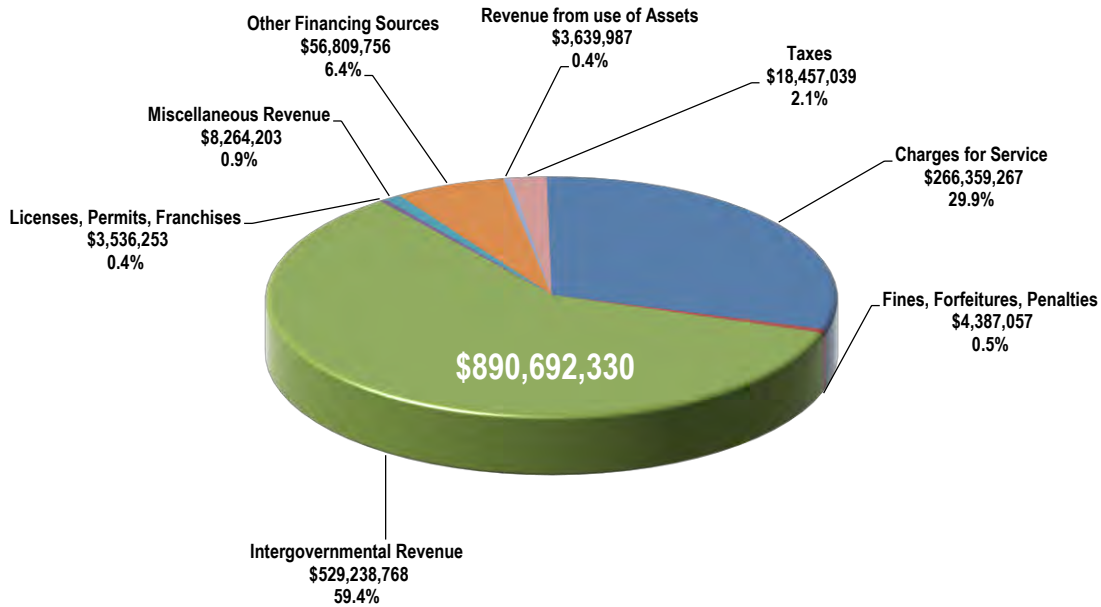
| Fiscal Year | Fines & Penalties from Delinquent Taxes | General Fund Interest Earnings | Property Transfer Tax | Transient Occupancy Tax |
|---------------------|--|---|----------------------------------|------------------------------------|
| 2011-2012 | 4,448,541 | 1,705,208 | 1,207,096 | 755,910 |
| 2012-2013 | 5,827,385 | 2,136,874 | 1,297,875 | 762,827 |
| 2013-2014 | 5,410,759 | 1,651,374 | 1,556,982 | 813,692 |
| 2014-2015 | 4,655,637 | 1,380,559 | 1,838,896 | 962,268 |
| 2015-2016 Projected | 2,500,000 | 2,650,000 | 1,769,000 | 1,000,000 |
| 2016-2017 Budget | 2,500,000 | 1,700,000 | 1,800,000 | 1,010,000 |

DISCRETIONARY REVENUE SUMMARY

In conclusion, it is recommended that \$190,005,874 be established in Discretionary Revenue for Budget Year 2016-2017. This represents an increase of \$11.2 million over the 2015-2016 Adopted Final Budget estimate and approximately a \$1.3 million increase over updated Fiscal Year 2015-2016 projections. Adjustments to Discretionary Revenue estimates may be included in the Final Budget and Mid-Year Financial Report after the 2015-2016 fiscal year-end close and as more information on actual activity for Budget Year 2016-2017 becomes available.

OTHER MAJOR REVENUE SOURCES (NON DISCRETIONARY REVENUE)

The total estimated revenue for Budget Year 2016-2017 is \$1,080,698,204. Of that amount, Discretionary Revenue is estimated to be \$190,005,874. In addition to the County’s Discretionary Revenue (discussed earlier), other sources of revenue are estimated to be \$890,692,330 or 82% of total estimated revenue. Other major sources of revenue include revenue from the State and Federal government, taxes, use of



The following represents a listing and brief description of the County’s other major revenue sources that are included in the 2016-2017 Recommended Proposed Budget.

Health Insurance/Account 39081 - This account reflects revenue collected for participation in the County’s medical plan from County departments, COBRA participants, Special Districts, and early retirees. Revenue estimates for 2016-2017 are \$56,400,000 compared to \$54,385,000 in the 2015-2016 Adopted Final Budget.

State Aid-Realignment/Account 21460 - This revenue from the State is for sales tax revenue designated for Social Services programs, allocated to the County based on legislated methodologies and is budgeted at \$42,794,693 compared to \$44,601,160 in the 2015-2016 Adopted Final Budget.

Federal Administration In-Home Supportive Services Case Management/Account 27184 - This revenue from the Federal government is for administration costs and provision of In-Home Supportive Services and is budgeted at \$41,328,940 compared to \$35,427,307 in the 2015-2016 Adopted Final Budget.

State Aid Realignment-Support Services/Account 22531 - This revenue from the State government is comprised of 2011 Realignment funds that are designated for Drug and Alcohol services, Early Periodic Screening, Diagnosis, and Treatment (EPSDT), Mental Health Managed Care services, Community Services Agency-Public Economic Assistance and Probation Field Services. The revenue is allocated to the County based on legislated methodologies and is budgeted at \$13,888,849 in Behavioral Health and Recovery Services, \$26,150,456 in Community Services Agency and \$50,000 in Probation, for a total of \$40,089,305.

State Administration In-Home Supportive Services/Account 21060 - This revenue from the State is for administration costs and provision of In-Home Supportive Services and is budgeted at \$39,500,597 up from the 2016-2016 Final Budget amount of \$32,127,138.

Federal-Other/Account 28800 - This account represents various types of Federal revenue used primarily to fund Public Health, Community Development Block Grant (CDBG) programs, and Public Works road projects. Revenue estimates of \$33,805,873 are up from the 2015-2016 Adopted Final Budget level of \$20,764,264.

Governmental Interfund Revenue/Account 38000 - This account reflects receipts from the internal transfer of cash between County departments when the funds are of different governmental fund types. These revenue transfers are budgeted at \$33,164,062.

Federal Administration Aid to Families with Dependent Children Family Group/Unemployed/Account 27060 - This revenue from the Federal government, estimated to be \$32,288,103 is for administration and services costs of the CalWORKs, Mental Health/Substance Abuse, Promote Safe and Stable Families (PSSF) Programs, and the Consortium IV (CIV) Project.

State Administration Medi-Cal/Account 21070 - This revenue from the State government is for administration costs of the Medi-Cal program and is budgeted at \$31,045,112 compared to \$26,908,973 in the 2015-2016 Adopted Final Budget.

State Aid-Mental Health/Account 22430 - This revenue from the State government is designated for Mental Health programs allocated to the County based on legislated methodologies and is budgeted at \$28,129,226.

State Aid-Realignment Local Law Enforcement Services/Account 22511 - This revenue, generated from the State's sales tax and vehicle license fee collections, is allocated for law enforcement services provided in Community Corrections, Trial Court Security, District Attorney, Public Defender, and Juvenile Justice divisions. This revenue is budgeted at \$26,881,028.

State Motor Vehicle License Fees/In-lieu Tax Realignment/Account 20390 - This is a companion to Account 46610 and is used to record the receipts of this Vehicle License Fee (VLF) revenue into the General Fund. Revenue estimates for this account were prepared by the Chief Executive Office and reflect an estimate of \$24,068,814 for Budget Year 2016-2017.

County Contribution-vlf/Account 46610 - This account reflects receipts from the internal transfer of cash from the General Fund to support various programs and to meet State or Federal mandated Maintenance of Effort requirements. The 2016-2017 Recommended Final Budget level for County Match is \$23,921,754.

Mental Health Services-Medi-Cal Reimbursement/Account 33950 - This revenue from the Federal government is the Federal Financial Participation share (50%) of mental health services to Medi-Cal eligible clients. A 50% match is required of the County to access these funds. Funding from Medi-Cal is budgeted at \$23,086,134 and reflects an increase from \$21,437,268 in the 2015-2016 Adopted Final Budget.

County Match/Account 46620 - This account reflects receipts from the internal transfer of cash from the General Fund to support various programs and to meet State or Federal mandated maintenance of effort requirements. The 2016-2017 Recommended Proposed Budget level for County Match is \$18,862,554.

Sales and Use Taxes/Account 11800 - The estimated non-discretionary revenue is budgeted at \$17,293,750. Of this, \$9,941,951 is from the voter approved Library 1/8-cent sales tax and the remaining amount is State revenue received through StanCOG for Public Works: Local Transit System and Road and Bridge.

State Aid-Realignment/Account 22510 - This revenue, allocated from the State's sales tax and vehicle license fee collections is for the County's required Medi-Cal Match and services to severely mentally ill residents not covered under other funding. Realignment is budgeted at \$15,847,029, up from \$15,129,535 in the 2015-2016 Adopted Final Budget.

Health Fees – HSA Total HPSJ Revenue/Account 33830 - Health Plan of San Joaquin (HPSJ) is an insurance payor source that reimburses the Health Services Agency (HSA) for billable medical services that have been provided to HSA clients and are covered under a HPSJ insurance plan. This revenue is budgeted at \$14,253,376.

Federal Administration Non Assisted Food Stamps/Account 27040 - This revenue from the Federal government is for administration costs of the CalFresh (formerly Non Assisted Food Stamps) program and is budgeted at \$13,554,836, which is a decrease from \$15,347,814 in the 2015-2016 Adopted Final Budget.

Federal-Assistance-CalWORKs Two Parent Families/Account 27230 - This revenue recognizes the Federal cash reimbursements/operating revenue associated with the Federal share of cost for CalWORKs. Two Parent Families represents the federally eligible families who receive monthly CalWORKs public assistance payments and is budgeted at \$12,218,532.

Federal Administration–Child Support Enforcement/Account 27080 - This account is the Federal funding contribution that supports the Department of Child Support Services. Revenue estimates for Budget Year 2016-2017 are \$11,100,954, up from the 2015-2016 Adopted Final Budget amount of \$10,788,390.

Health Fees-Health Net Managed Care Revenue/Account 33814 - This revenue received from the Health Net is payment for eligible outpatient services provided to Medi-Cal participants and is budgeted at \$11,075,461.

Law Enforcement Services/Account 32800 - This revenue primarily funds contractual law enforcement services provided by the Sheriff's Department and District Attorney to other County and governmental agencies with \$10,642,914 in estimated revenue budgeted in County Public Safety Departments.

State Highway Users Tax/Account 20200 - This revenue is from the State and is comprised of fuel tax levied per gallon of fuel. Funds are apportioned to counties in proportion to the number of fee-paid and exempt vehicles registered within the County as compared to the total number in the State. Funds are dedicated to: (1) Providing research, planning, construction, improvement, maintenance, and operation of public streets and highways, including mitigation of their environmental effects, the property taken or damaged for such purposes, and the administrative costs necessarily incurred in fulfilling these purposes and (2) Research, planning, construction, and improvement of exclusive public mass transit guide ways. The estimated revenue for this account for Budget Year 2016-2017 is \$10,135,702 compared to \$10,751,180 in the 2015-2016 Adopted Final Budget.

State Administration Non-Assistance Food Stamp/Account 21120 - This account is used to record State revenue as claimed on the California Department of Social Services County Expense Claim for costs associated with administration of the Non-Assistance Food Stamps (NAFS) Program. The estimated revenue for Budget Year 2016-2017 is \$9,878,983 compared to \$11,037,072 in the 2015-2016 Adopted Final Budget.

Public Facilities Fees Transfer In/Account 46615 - This account is mainly used to record public facilities fees in Public Works-Engineering and Road and Bridge. The estimated revenue for Budget Year 2016-2017 is \$9,163,378.

State Administration Aid to Families with Dependent Children Family Group/Unemployed/Foster Care/ Account 21050 -This revenue from the State is for administration and services costs of the CalWORKs, Mental Health/Substance Abuse and Foster Care programs and the Consortium IV (C-IV) Project and is budgeted at \$8,167,472.

Federal-Construction/Account 27600 - This account represents Federal revenue anticipated by Public Works for two large projects: SR99/Kiernan Interchange Project and Claribel Road Widening Project. The estimated revenue for Budget Year 2016-2017 is \$7,913,804.

Charges for Services – Sanitation Services Account/ 34400 - This revenue is from fees collected by the Department of Environmental Resources for waste disposal at Fink Road Landfill and materials

handling at the Household Hazardous Waste Facility. The estimated revenue for Budget Year 2016-2017 is \$7,396,539.

Federal Aid for Children-Family Group/Account 27240 - This revenue from the Federal government is for assistance payments for the CalWORKs All Other Families Program and is budgeted at \$7,194,424.

Federal Administration - CWS IVE/Account 27020 - This account is used to record Federal revenue as claimed on the California Department of Social Services County Expense Claim for costs associated with administration/case management of the Child Welfare Services Programs. The estimated revenue is budgeted at \$6,817,719.

DEBT SERVICE

Certificates of Participation

Historically, the County of Stanislaus debt has primarily been in the form of Certificates of Participation (COP). Created in conjunction with lease agreements, which encumber County-owned property, COPs are securities issued and marketed to investors in a manner similar to tax-exempt bonds.

In a COP transaction, the County enters into an agreement with a third party, the Stanislaus County Capital Improvements Financing Authority, to lease an asset (normally a building) over a specific period of time at a predetermined total cost. The asset, owned by the County and leased to the Finance Authority, is then subleased back to the County. In this transaction, the Finance Authority sells certificates in order to make its total lease payment to the County at the beginning of the lease period. With that lump sum (advance) lease payment, the County then builds or buys the property.

The following chart reflects each outstanding Certificate of Participation (COP) financing by activity, the interest rate as a percent, the original date of issuance, the date of maturity, the original amount borrowed, the balance as of June 30, 2016, the current debt obligations for Stanislaus County Budget Year 2016-2017, and the remaining balance to maturity once the debt obligation payments are made during the fiscal year.

| Governmental Activities | Interest Rate % | Date of Issue | Maturity | Original Borrowing | Remaining Principal Balance to Maturity as of June 30, 2016 | 2016-2017 Debt Obligation Principal | 2016-2017 Debt Obligation Interest | Remaining Principal Balance to Maturity |
|---|------------------------|----------------------|-----------------|---------------------------|--|--|---|--|
| 2007 Series A Refunding Community Services Facility, Public Safety Center, Minimum Security Facility, Sheriff Operations Center, Agricultural Center, Ray Simon Training Center | 3.65-5.75 | 2/1/2007 | 5/1/2018 | \$40,540,000 | \$7,275,000 | \$4,345,000 | \$291,000 | \$2,930,000 |
| TOTAL GOVERNMENTAL ACTIVITIES: | | | | \$40,540,000 | \$7,275,000 | \$4,345,000 | \$291,000 | \$2,639,000 |

The following chart reflects the Budget Year 2016-2017 activity for the private placement of the 2012 Lease Refunding and the 2013 Lease Refunding.

| Private Placement | Interest Rate % | Date of Issue | Maturity | Original Borrowing | Remaining Principal Balance to Maturity as of June 30, 2016 | 2016-2017 Debt Obligation Principal | 2016-2017 Debt Obligation Interest | Remaining Principal Balance to Maturity |
|--|------------------------|----------------------|-----------------|---------------------------|--|--|---|--|
| 2012 Lease Refunding Public Administration Center 10th Street Place | 1.99 | 8/1/2012 | 6/1/2018 | \$8,687,050 | \$3,094,218 | \$1,531,516 | \$48,345 | \$1,562,702 |
| 2013 Lease Refunding Gallo Center for the Arts (Formerly 2004 A COP) | 1.50 | 8/1/2013 | 8/1/2017 | \$7,034,400 | \$3,569,400 | \$1,773,000 | \$40,244 | \$1,796,400 |
| 2013 Lease Refunding - 12th Street Office & Garage (Formerly 2004B) | 1.50 | 8/1/2013 | 8/1/2017 | \$8,707,649 | \$4,418,441 | \$2,194,738 | \$49,816 | \$2,223,703 |
| 2013 Lease Refunding Nick Blom Salida Regional Library (Formerly 2004 B COP) | 1.50 | 8/1/2013 | 8/1/2017 | \$3,797,951 | \$1,927,159 | \$957,262 | \$21,728 | \$969,897 |

Ratios

A number of ratios can be applied to the County's debt service. For Budget Year 2016-2017, the County's total gross debt obligation for its General Fund is \$11,848,927 and the total Recommended Proposed Budget for Budget Year 2016-2017 is \$1,119,019,085. The ratio comparing the annual debt service to total budget shows that debt service represents only 1.1% of the total budget. This low ratio indicates that current County debt is not a burden on taxpayers and capacity exists for additional borrowing subject to authorization and approval by the Board of Supervisors.

In addition, a comparison of debt service to discretionary revenue can be obtained by dividing the total gross debt obligation (approximately \$11.8 million) by the total Discretionary Revenue Budget of \$190,005,874. This analysis shows that debt service payments represent 6.2% of the total Discretionary Revenue Budget, and provides confidence that the annual debt obligation can be met within projected operating revenues.

DEBT LIMITS

California Government Code 29909 prescribes the bonded debt limit for general law counties at 5% of “the taxable property of the county as shown in the equalized assessment roll.” This equaled \$2.09 billion for Fiscal Year 2015-2016. The County has never come close to approaching this limit. As of June 30, 2015, the County’s total debt including Certificates of Participation (COP), Private Placement financing, and Tobacco Securitization Notes equaled \$150,637,697 or approximately 0.36% of the assessment roll.

RETIREMENT – UNFUNDED LIABILITY

A pension plan’s payment obligations, including all income, death and termination benefits owed, are compared to the plan’s present investment experience, and if the total plan obligations exceed the projected plan assets at any point in time, the plan has an unfunded liability. As of June 30, 2015, the date of last actuarial valuation, StanCERA’s unfunded liability was \$627.9 million. This represents a funded ratio of 75.8% when measured using the market value of plan assets. The funded ratio as of June 30, 2014 was 87.5%. The main drivers of this decrease were the changes in the actuarial mortality and discount rate assumptions. The Retirement Board continues to explore options to optimize returns which would increase the ratio of the funded liability.

The Government Accounting Standards Board’s (GASB) Statement No. 68 established new standards for pension accounting and reporting. Beginning with Fiscal Year 2014-2015, government entities are required to record the unfunded liability of their retirement plans in the government-wide financial statements. These standards are applicable to all State and Local government agencies. County Auditor-Controller’s Department made the appropriate post-closing accounting entries to record the unfunded liability for Fiscal Year 2014-2015 and will make necessary adjusting entries each fiscal year-end to the unfunded liability. The impact to the Enterprise and Internal Service Funds is highlighted in the affected Departments in the narrative, Fund/Cash Balance section.



2016-2017 Recommended Proposed Budget General Fund Long Range Summary

| ITEM | 2016-2017 Recommended Proposed Budget | 2017-2018 Projected Budget | 2018-2019 Projected Budget | 2019-2020 Projected Budget |
|--|---|----------------------------------|----------------------------------|----------------------------------|
| Funding Assumptions: | | | | |
| Discretionary Revenue | \$ 190,005,874 | \$ 195,300,000 | \$ 200,600,000 | \$ 206,300,000 |
| Departmental Revenue | 90,473,902 | 91,400,000 | 92,300,000 | 93,200,000 |
| Unassigned Fund Balance | 7,471,888 | 4,700,000 | 6,500,000 | 6,400,000 |
| Total Funding: | \$ 287,951,664 | \$ 291,400,000 | \$ 299,400,000 | \$ 305,900,000 |
| Expenditure Assumptions: | | | | |
| Base Budget | \$ 275,644,508 | \$ 276,500,000 | \$ 285,400,000 | \$ 293,900,000 |
| Debt Service Acceleration | 1,315,728 | 1,300,000 | | - |
| Jail Facility - Staffing and Operations | 4,991,428 | 12,000,000 | 20,300,000 | 20,700,000 |
| Public Safety Restoration | 6,000,000 | 8,000,000 | 8,000,000 | 8,000,000 |
| Total Expenditures: | \$ 287,951,664 | \$ 297,800,000 | \$ 313,700,000 | \$ 322,600,000 |
| Total (deficit in brackets) | \$ - | \$ (6,400,000) | \$ (14,300,000) | \$ (16,700,000) |
| Budget Reductions, Revenue or Additional Use of One-Time Funding | \$ - | \$ 6,400,000 | \$ 14,300,000 | \$ 16,700,000 |
| Balance | \$ - | \$ - | \$ - | \$ - |

GENERAL FUND LONG RANGE SUMMARY

The Senior Management team of the Chief Executive Office meets on a regular basis to discuss and evaluate current financing strategies as well as to modify and/or develop long term strategies aimed at addressing the County's fiscal needs for at least three years into the future.

The County's budget is accounted for in five separate financial funds, of which the General Fund is a major focus of long range planning efforts. The General Fund typically serves as the main operating fund which is used to pay for core services, and is the fund which the Board of Supervisors has the most discretion over. Stanislaus County has a firm "No Back-Fill" Policy that eliminates funding and services for programs where State or Federal agencies eliminate or reduce funding.

The General Fund Long Range Summary is an illustration of the County's long range financial plans that extend beyond the current fiscal year and applies certain funding and expenditure assumptions to best project future years.

FUNDING ASSUMPTIONS

Discretionary Revenue

Over 90% of all discretionary revenue consists of property and sales tax sources. Discretionary Revenue is monitored on a regular basis with consideration given to historical inflow trends and local and regional economic conditions. Increases of approximately 3% annually for Budget Years 2017-2018, 2018-2019 and 2019-2020, were applied to the 2016-2017 Recommended Proposed Budget base amount of \$190,005,874 to reflect modest projected gains in property and sales tax.

2016-2017 Recommended Proposed Budget General Fund Long Range Summary

Department Revenue

Assuming that Departmental Revenue will see modest growth, revenue was increased by 1% annually from the 2016-2017 Recommended Proposed Budget amount of \$90,473,902 and rounded to the nearest \$100,000.

Unassigned Fund Balance

The 2016-2017 Recommended Proposed Budget is balanced using \$7,471,888 of unassigned fund balance. Compared to prior years, this amount is relatively higher due to strategic one-time funding increases mainly in appropriations for contingencies for termination cash outs, vacancy rate exposures and the potential for increased costs to support the upcoming presidential election. Traditionally, the County has relied on a minimum of about \$6 million of unassigned fund balance each year to balance the budget, which is generated through prior year savings. Projected unassigned fund balance use of \$4.1 million for Budget Year 2017-2018, \$6.5 million for Budget Year 2018-2019 and \$6.4 million for Budget Year 2019-2020 is assumed.

EXPENDITURE ASSUMPTIONS

Base Budget

The recommended Base Budget for Fiscal Year 2016-2017 does not include expenditures of the Net County Cost savings, encumbrances and carryover appropriations of Fiscal Year 2015-2016. These balances are however included in the long range model of final budget since it is prepared after year-end close when actual balances of unspent encumbrances are known. Rounding to the nearest \$100,000, the anticipated cost increases in future budget years reflect base increases approximately 3% from Budget Years 2017-2018 to 2019-2020.

Debt Refinance

On July 16, 2013 the Board of Supervisors approved the refinancing of the 2004 Series A and B Certificates of Participation (COP) through an internal borrowing from the Stanislaus County Treasury Pool. This will shorten the maturity date of the COPs by eight years, provide approximately \$4.9 million in Net Present Value savings and will free up operational funding in Budget Year 2018-2019, and beyond, that can be used to address anticipated increases in cost associated with the expansion of the County's detention facilities. The 2013 refinancing of the COPs required a one-time cash contribution to "buy-down" \$4,028,754 of outstanding par amount as well as additional annual payments to accelerate the payoff. For Budget Year 2016-2017 Recommended Proposed Budget, \$1,315,728 is estimated as the additional payment. In Budget Year 2017-2018, the accelerated amount of approximately \$1.3 million will be needed to pay-off the debt.

Jail Staffing and Operations

A significant increase in County expenditures is projected for the AB 900 Phase II Public Safety Center Expansion Project starting with Budget Year 2016-2017. Phased in occupancy of new jail beds at the Public Safety Center site following this major construction project will require additional staffing with an increased General Fund obligation. The Intake Release Facility, which is a Public Facility Fees Funded Companion Facility, and corresponding functions constructed by Public Facilities Fees, will also require additional positions with an increased General Fund obligation. The phased-in annual staffing, operational and jail medical costs for both facilities after the Community Corrections Partnership (CCP) revenue offset is projected to be approximately \$5 million in Budget Year 2016-2017, \$12 million in Budget Year 2017-2018, \$20.3 million in Budget Year 2018-2019 and \$20.7 million in Budget Year 2019-2020. These cost estimates are preliminary at the current time.

2016-2017 Recommended Proposed Budget General Fund Long Range Summary

Public Safety Restoration

As part of the Fiscal Year 2014-2015 Mid-Year Financial Report, the Board of Supervisors approved recommendations to support Public Safety Restoration (PSR) to fund critical public safety services in four departments, the District Attorney, Public Defender, Probation and Sheriff. The Board approved PSR funding of up to \$2 million in Fiscal Year 2014-2015 and \$4 million in Fiscal Year 2015-2016 to support 39 full-time positions in Phase I. Funding of up to \$6 million is recommended for Budget Year 2016-2017 and \$8 million in Budget Year 2017-2018 will be considered through future Board action, with a goal of funding up to 74 full-time positions by Budget Year 2017-2018. Beginning with Budget Year 2018-2019, PSR funding is projected to stabilize at \$8 million ongoing General Fund support.

Balancing

When expenditures exceed funding, the total deficit is shown in brackets in the Long Range Summary. These deficits will need to be addressed through further budget reductions, growth in revenue or the additional use of one-time funding. Senior management of the Chief Executive Office will work closely with the Board of Supervisors to continue to develop and refine the multi-year strategy to ensure a balanced budget in Budget Years 2017-2018, 2018-2019, 2019-2020 and beyond.

WHAT IS A SCHEDULE 9?

| Auditor-Controller | | | | | |
|-------------------------------|---------------------|--|--|---|--|
| Classification | 2014-2015 Actual | 2015-2016 Adopted Final Budget* | 2016-2017 Requested Proposed Budget | 2016-2017 Recommended Adjustments | 2016-2017 Recommended Proposed Budget |
| Taxes | \$0 | \$0 | \$0 | \$0 | \$0 |
| Licenses, Permits, Franchises | \$0 | \$0 | \$0 | \$0 | \$0 |
| Fines, Forfeitures, Penalties | \$0 | \$0 | \$0 | \$0 | \$0 |
| Revenue from use of Assets | \$125,404 | \$131,160 | \$134,109 | \$0 | \$134,109 |
| Intergovernmental Revenue | \$54,872 | \$0 | \$0 | \$0 | \$0 |
| Charges for Service | \$2,467,837 | \$2,808,108 | \$2,918,264 | \$10,300 | \$2,928,564 |
| Miscellaneous Revenue | \$111,637 | \$110,500 | \$111,400 | \$0 | \$111,400 |
| Other Financing Sources | \$0 | \$0 | \$0 | \$0 | \$0 |
| Total Revenue | \$2,759,750 | \$3,049,768 | \$3,163,773 | \$10,300 | \$3,174,073 |
| Salaries and Benefits | \$3,570,908 | \$3,978,689 | \$3,947,883 | \$15,300 | \$3,963,183 |
| Services and Supplies | \$138,666 | \$129,130 | \$123,057 | \$0 | \$123,057 |
| Other Charges | \$235,099 | \$256,526 | \$260,826 | \$0 | \$260,826 |
| Fixed Assets | | | | | |
| Equipment | \$39,132 | \$0 | \$0 | \$0 | \$0 |
| Other Financing Uses | \$0 | \$0 | \$0 | \$0 | \$0 |
| Equity | \$0 | \$0 | \$0 | \$0 | \$0 |
| Intrafund | \$120 | \$200 | \$200 | \$0 | \$200 |
| Contingencies | \$0 | \$0 | \$0 | \$0 | \$0 |
| Gross Costs | \$3,983,925 | \$4,364,545 | \$4,331,966 | \$15,300 | \$4,347,266 |
| Fund Balance | \$0 | \$0 | \$0 | \$0 | \$0 |
| Net County Cost | \$1,224,175 | \$1,314,777 | \$1,168,193 | \$5,000 | \$1,173,193 |

REVENUE

EXPENDITURES

TOTALS

Taxes—Money received from tax revenue.

Salaries and Benefits—Accounts that establish expenditures for employee related costs.

GROSS COSTS—Total expenses before any revenue.

Licenses, Permits, Franchises—Money received from these sources.

Services and Supplies—Accounts that establish expenditures for operating expenses of County departments and programs.

RETAINED EARNINGS —The accumulated earnings of an enterprise or internal service fund.

Fines, Forfeitures, Penalties—Money received from fines or penalties.

Other Charges—A payment to an agency, institution or person outside the County.

FUND BALANCE—Revenue not spent in the previous year. Only used in Schedule 9's for General Fund, Special Revenue and Capital Projects Funds.

Revenue from use of Assets—Money received from assets such as rent.

Fixed Assets—Land, buildings, vehicles, infrastructure and assets used in operations that have value past one year.

NET COUNTY COST—Gross costs minus Total Revenue minus Fund Balance or Retained Earnings equals Net County Cost.

Intergovernmental Revenue—Funds received from Federal, State or local government sources such as grants.

Other Financing Uses—Decrease in current financial resources that is separate of expenditures.

Charges for Service—Fees collected for services provided by the department.

Equity—Assets of an entity that remains after deducting liabilities.

Miscellaneous Revenue—Money received from various sources such as donations, salvage and legal settlements.

Intrafund—A way to record revenue/expenditures from a department with the same fund but different orgs.

Other Financing Sources—Increase in resources reported separate of revenues.

Contingencies—Funds saved for emergencies.



A Safe Community

CEO-OES/Fire Warden

CEO-Capital Projects

CEO-County Operations

District Attorney

Grand Jury

Integrated Criminal Justice Information System

Probation

Public Defender

Sheriff

A Safe Community

INTRODUCTION

Protecting the safety of the residents of Stanislaus County continues to be the top priority of the Board of Supervisors. The impact of gangs and drugs in our community directly contributes to the decline of the physical, economic and social health of the County. Reducing these impacts allows residents to live and prosper in our local communities in a safe environment.



Departments supporting public safety depend upon strong partnerships within the County organization, as well as key partnerships with supporting agencies and community based organizations throughout the region. These key partnerships are vital to maintaining effective public safety programs in an environment of limited community resources. County public safety departments remain focused on coordinated efforts to balance funding and operations between agencies to foster a system-wide approach to protecting the public and streamlining operations.

- ◆ The Office of Emergency Services/Fire Warden is responsible for developing and maintaining plans for responding to local emergencies including natural disasters, Homeland Security, and biological events;
- ◆ The District Attorney's Office primary goal is to seek justice through vigorous prosecution of criminals and victim advocacy;
- ◆ The Probation Department provides intensive supervision to probationers and juvenile offenders who are placed in the community and provides a safe, secure custodial facility for juvenile offenders;
- ◆ The Public Defender's Office provides vigorous and effective legal representation of indigent persons accused of crimes, involved in dependency matters, accused of criminal contempt, or are facing involuntary mental health commitment; and
- ◆ The Sheriff's Department is the primary law enforcement agency for the unincorporated areas of the County and its contract cities. The Sheriff's Department also provides housing for incarcerated adults and security for the Courts.

To further support this priority area, the Board of Supervisors approved recommendations in Fiscal Year 2014-2015 to initiate a comprehensive Public Safety Restoration (PSR) program to increase staffing and service levels in four public safety departments; the District Attorney, Public Defender, Probation and Sheriff. The Board

approved PSR funding of up to \$2 million in Fiscal Year 2014-2015 and \$4 million in Fiscal Year 2015-2016 to support 39 full time positions in Phase I. Funding has been increased to \$6 million in Phase II, with specific department recommendations included in the 2016-2017 Recommended Proposed Budget. Phase III provides a total of \$8 million in funding to be considered in Budget Year 2017-2018, with a goal of funding up to 75 full-time positions. This multi-phased strategic approach to increasing public safety services is intended to deliver sustained long-term support for the Board of Supervisors' top priority area.

The County also continues to implement programs and local strategies in response to public safety realignment, a State-initiated effort in 2011 to transition a portion of the State's prison and parole population to County responsibility. Funding of approximately \$21 million is anticipated in Budget Year 2016-2017 to support a number of programs and services as identified through the Community Corrections Partnership Annual Plan. This funding is a critical resource for the County to address the significant shift in local responsibilities occurring as a result of Public Safety Realignment. The County has also pursued an aggressive strategy to leverage State resources available to fund the development of modern capital projects in support of Public Safety Realignment. The County has secured the funding necessary to implement major expansions of local public safety facilities, specifically designed to facilitate the changing role of local government in reducing recidivism and improving public safety. The State of California is providing 90% of the financing solution for the new public safety facilities. The County gained this funding through a highly competitive process in which the County leveraged years of strategic planning for public safety facilities to demonstrate a number of viable projects ready to proceed with minimal delay. This effort has already delivered enhanced services with the opening of a new Day Reporting Center for the Probation Department in 2015. Major expansion of adult detention facilities will come online in a phased approach starting in 2017, including planned construction of a new re-entry center providing a unique focus on programs designed to improve rehabilitation services for adult offenders transitioning back into the community.

BUDGET YEAR 2016-2017 ISSUES

The 2016-2017 Proposed Budget recommends \$205,952,964 in appropriations for this priority area. These expenditures are funded by a combination of \$75,312,376 in department revenue, \$126,808,186 in a contribution from the General Fund and \$3,832,402 in fund balance.

The CEO – Office of Emergency Services/Fire Warden will maintain all core service functions and expand the Countywide Security Program with support of an additional Deputy Sheriff in the upcoming year. Additional funding of \$305,965 is provided to support increased costs for fire dispatch, which are fully offset by a corresponding decrease in General Fund law enforcement dispatch costs charged to the Sheriff. Funding to restore a previously unfunded position for compliance with Homeland Security requirements is recommended, for a total additional General Fund contribution of \$456,852.

The District Attorney is working toward enhancing overall support, supervision and performance of prosecutors and investigators with the implementation of Public Safety

Restoration. They will also continue to expand the use of electronic data in order to reduce reliance on paper filings and discovery and to increase efficiency. Included in the Proposed Budget is funding for three existing positions in the Consumer Fraud Unit that have been previously funded from revenues received from prosecution of consumer fraud cases. The District Attorney will present the “business case” for continuation of this function prior to Mid-Year. Further, funding is provided for the purchase of portable radios, IT storage and software and the reclassification of a Clerical Manager to an IT Manager II.

The Probation Department anticipates maintaining current service and staffing levels as well as filling all of the approved Public Safety Restoration positions. The Department continues to work on improving data collections and evaluating juvenile justice programs. Included in the Proposed Budget is \$29,000 to support Emergency Vehicle Operations Course (EVOC) training for 116 staff members and the purchase of a replacement server funded by the Integrated Criminal Justice Information System (ICJIS) project. Two additional positions are recommended using Corrections Performance Incentive Funds. The Department has requested a proxy card system at the Adult Probation Office that will be evaluated for future budget consideration.

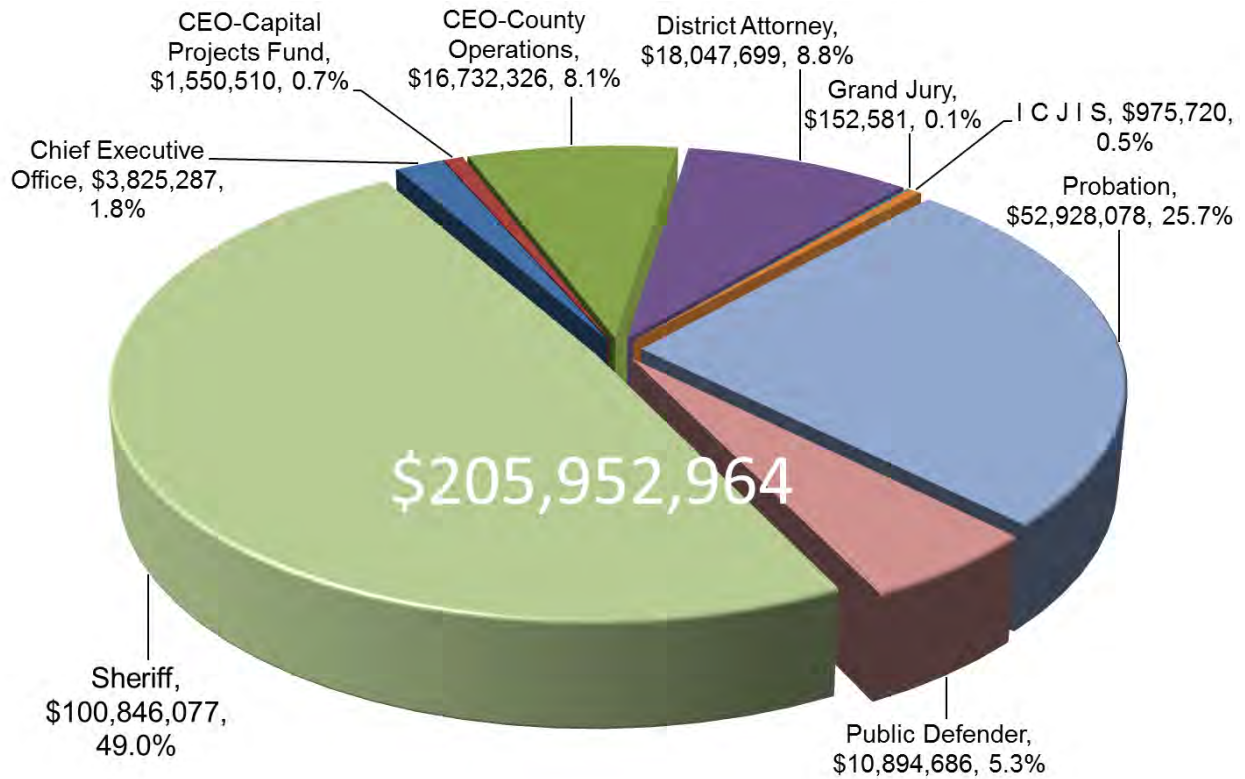


The Public Defender anticipates maintaining current service levels and staffing positions supported by Public Safety Restoration funding in 2016-2017. The Department continues to receive funding from the Community Correction Partnership to support two Attorney positions and a Legal Clerk, as well as funds for the Indigent Defense budget to address increased demands as a result of realignment.

The Sheriff anticipates increasing current service and staffing levels with the use of funds received from Public Safety Restoration. The Department has undertaken an ambitious effort to fill the Department’s remaining vacant positions and fill an additional seven Deputy Sheriff positions and two Cook positions that will be implemented as a part of Phase II of the Public Safety Restoration program. The Department expects to be able to complete several service restorations within the 2016-2017 Budget Year which are full deployment of the Sheriff’s Team Investigating Narcotics and Gangs (STING), restoration of the Community Resource Deputies, and increasing the number of Detectives devoted to General Crimes Investigations. Funding in the amount of \$46,560 is recommended to supplement several advanced training programs for new Academy graduates to support streamlined training efforts. Included in the budget is funding in the amount of \$250,000 to install a 160’ radio tower in partnership with the City of Waterford. This installation will fix a dead zone in the Sheriff’s radio communication footprint, allowing deputies to respond faster in the area of Waterford and support officer safety. The Sheriff’s Department identified \$981,395 of one-time costs for replacement/upgrade in safety equipment and facilities; the Chief Executive

Office is recommending funding in the amount of \$500,000, to allow the Sheriff to prioritize spending on the most critical projects.

A Safe Community Recommended Appropriations Budget Year 2016-2017



Five Year Comparison of Appropriations





A Safe Community

Summary of Budget Appropriations

| Page | | | | Recommended 2016-2017 |
|----------------------------------|-------------|------------|---|--------------------------|
| CHIEF EXECUTIVE OFFICE | | | | \$3,825,287 |
| | Fund | Org | | |
| 74 | 0100 | 0015500 | Office of Emergency Service/Fire Warden | \$2,166,051 |
| 77 | 1670 | 0017370 | Office of Emergency Services Homeland Security Grants | \$0 |
| 79 | 1725 | 0017100 | County Fire Service Fund | \$1,659,236 |
| CEO-CAPITAL PROJECTS FUND | | | | \$1,550,510 |
| | Fund | Org | | |
| 82 | 2025 | 0061301 | Courthouse Construction Fund | \$720,000 |
| 84 | 2026 | 0061303 | Criminal Justice Facilities Fund | \$830,510 |
| CEO-COUNTY OPERATIONS | | | | \$16,732,326 |
| | Fund | Org | | |
| 86 | 0100 | 0016120 | County Court Funding | \$6,431,932 |
| 88 | 1726 | 0017200 | Department of Justice Drug and Alcohol | \$120,000 |
| 90 | 1777 | 0017710 | DNA Identification Fund Prop 69 | \$208,000 |
| 92 | 0100 | 0017400 | Jail Medical Program | \$9,972,394 |
| DISTRICT ATTORNEY | | | | \$18,047,699 |
| | Fund | Org | | |
| 98 | 0100 | 0023100 | Criminal Division | \$16,780,812 |
| 102 | 1761 | 0023229 | Arson Task Force | \$59,194 |
| 104 | 1712 | 0023212 | Auto Insurance Fraud Prosecution | \$199,582 |
| 106 | 177A | 0023310 | Consumer Fraud Prosecution Program | \$89,519 |
| 108 | 1771 | 0023271 | Criminal Division Asset Forfeiture | \$9,619 |
| 110 | 1707 | 0023207 | Federal Asset Forfeiture | \$0 |
| 112 | 1678 | 0023209 | Office of Traffic Safety Impaired Driver Vertical Prosecution | \$83,267 |
| 114 | 1776 | 0023276 | Real Estate Fraud Prosecution | \$363,115 |
| 116 | 1686 | 0023208 | Unserved/Underserved Victim Advocacy and Outreach | \$0 |
| 118 | 1775 | 0023275 | Vertical Prosecution Block Grant | \$0 |
| 120 | 1710 | 0023220 | Victim Compensation and Government Claims | \$86,880 |
| 122 | 1714 | 0023214 | Victim Services Program | \$375,711 |
| GRAND JURY | | | | \$152,581 |
| | Fund | Org | | |
| 124 | 0100 | 0052100 | Grand Jury | \$152,581 |



A Safe Community

Summary of Budget Appropriations

| Page | | | | Recommended 2016-2017 |
|---|-------------|------------|--|--------------------------|
| INTEGRATED CRIMINAL JUSTICE INFORMATION SYSTEM | | | | \$975,720 |
| | Fund | Org | | |
| 128 | 5141 | 0016161 | Integrated Criminal Justice Information System | \$975,720 |
| PROBATION | | | | \$52,928,078 |
| | Fund | Org | | |
| 134 | 0100 | 0026050 | Administration | \$2,951,924 |
| 136 | 0100 | 0026060 | Community Corrections Partnership | \$4,453,553 |
| 138 | 1688 | 0026431 | Corrections Performance Incentive Fund | \$875,000 |
| 140 | 0100 | 0026100 | Field Services | \$11,482,532 |
| 143 | 0100 | 0026200 | Institutional Services | \$6,452,231 |
| 145 | 1764 | 0026379 | Juvenile Accountability Block Grant | \$100,000 |
| 147 | 0100 | 0026070 | Juvenile Commitment Facility | \$3,679,793 |
| 149 | 1798 | 0026395 | Juvenile Justice Crime Prevention Act | \$1,826,139 |
| 151 | 1679 | 0026481 | Local Community Corrections | \$18,711,849 |
| 153 | 1765 | 0026420 | Ward Welfare Fund | \$40,000 |
| 155 | 1698 | 0026406 | Youthful Offender Block Grant | \$2,355,057 |
| PUBLIC DEFENDER | | | | \$10,894,686 |
| | Fund | Org | | |
| 160 | 0100 | 0027000 | Public Defender | \$6,233,226 |
| 163 | 0100 | 0027500 | Indigent Defense | \$4,661,460 |
| SHERIFF | | | | \$100,846,077 |
| | Fund | Org | | |
| 168 | 0100 | 0028100 | Administration | \$9,837,586 |
| 170 | 1703 | 0028600 | CAL ID Program | \$555,406 |
| 172 | 1780 | 0028889 | CAL-MMET Program | \$700,400 |
| 174 | 1768 | 0028840 | Civil Process Fee | \$403,726 |
| 176 | 0100 | 0028239 | Contract Cities | \$10,718,539 |
| 179 | 176C | 0028370 | Court Security | \$5,637,828 |
| 181 | 1743 | 0028869 | Dedicated Funds | \$0 |
| 183 | 0100 | 0028300 | Detention | \$39,959,721 |
| 186 | 1769 | 0028870 | Driver Training Program | \$183,501 |
| 188 | 4081 | 0028509 | Jail Commissary/Inmate Welfare | \$1,817,789 |
| 190 | 1799 | 0028610 | Justice Assistance Grant | \$721,485 |
| 192 | 0100 | 0028200 | Operations | \$29,823,825 |
| 196 | 1715 | 0028825 | Vehicle Theft Unit | \$486,271 |
| TOTAL | | | | \$205,952,964 |

**STANISLAUS COUNTY, CALIFORNIA
Budget Year 2016-2017**



**CRIMINAL JUSTICE/PUBLIC PROTECTION
Other Protection**

CEO—OFFICE OF EMERGENCY SERVICES/FIRE WARDEN
Stan Risen, Director of Emergency Services
Dale Skiles, Fire Warden/ Assistant Director of Emergency Services

| BUDGET AT A GLANCE | |
|---------------------------------------|--------------------|
| Gross Costs | \$3,825,287 |
| Total Revenue | \$1,622,299 |
| Fund Balance/Retained Earnings | \$105,459 |
| Net County Cost | \$2,097,529 |
| Total Recommended Staffing | 14 |
| % Funded by Local Discretionary Funds | 54.8% |

MISSION STATEMENT

The Office of Emergency Services/Fire Warden is a division of the Chief Executive Office led by the County Fire Warden - Assistant Director of Emergency Services. Its mission is to provide a safe and resilient community through emergency management and coordination within the Stanislaus County Operational Area by protecting lives, property and the economy through preparing, planning, mitigating, responding to and recovering from disasters and emergencies.

The core functions of this division include: the leadership and coordination of emergency preparedness, prevention, mitigation, response and recovery; local coordination and management of statewide mutual aid systems; countywide liaison and support to fire agencies for all-hazards and threats; administer and provide County fire services in collaboration with local fire agencies and the Fire Authority; and administration of the Office of Emergency Services/Fire Warden.

ACCOMPLISHMENTS AND OBJECTIVES

The Accomplishments of Fiscal Year 2015-2016 and Objectives for Budget Year 2016-2017 for the Office of Emergency Services/Fire Warden include:

| FISCAL YEAR 2015-2016 ACCOMPLISHMENTS | |
|--|--|
| ◆ | Completed the update of the County Emergency Operations Plan (EOP) to ensure a clear guide in responding to emergency situations within the operational area |
| ◆ | Implemented the One-Stop-Shop and Best Permitting Practices improving the overall customer experience including electronic plan submittal and expedited service |
| ◆ | Developed an Operational Area Emergency Operations Center Management Team program to support emergency operations |
| ◆ | The Board approved the County Security Program to provide security assessments, training and support to all County departments and schools |
| ◆ | In support of the IT Innovation initiative, a new Mass Notification System was implemented. This system supports public emergency notification as well as mutual aid deployments and all County notification |

**FISCAL YEAR 2015-2016
ACCOMPLISHMENTS**

- ◆ Implemented the Temporary Water Assistance Program partnering with the private non-profit Self-Help Enterprises to bring water and storage tanks to citizens experiencing dry wells due to the drought

**BUDGET YEAR 2016-2017
OBJECTIVES**

- ◆ Enhance and extend the County Security Program to include additional training, assessments and responses to security issues
- ◆ Train Operational Area partners on the use of the Mass Notification System to improve local notification in the event of an emergency
- ◆ Update the County Hazard Mitigation Plan to comply with the Disaster Mitigation Act of 2000 as well as Homeland Security and Emergency Management Performance grant guidelines.
- ◆ Develop an Operational Flood Response Plan
- ◆ Partner with the Capital Projects team to develop a plan for the Alternate Emergency Operation Center site(s)

BUDGETS WITHIN THE CEO—OFFICE OF EMERGENCY SERVICES/FIRE WARDEN INCLUDE:

- ◆ Office of Emergency Services/Fire Warden
- ◆ Office of Emergency Services Homeland Security Grants
- ◆ County Fire Service Fund

STANISLAUS COUNTY, CALIFORNIA
Budget Year 2016-2017

CRIMINAL JUSTICE/PUBLIC PROTECTION
Other Protection



CEO—OFFICE OF EMERGENCY SERVICES/FIRE WARDEN

Budget Unit 0100 0015500
General Fund

SERVICES PROVIDED

The Stanislaus County Chief Executive Officer (CEO) is the Director of the Office of Emergency Services (OES). The Assistant Director of OES provides the day-to-day guidance and oversight of the County's emergency services function and serves as the Stanislaus County Fire Warden (FW).

As the Operational Area Coordinator for Stanislaus County, the Office of Emergency Services is responsible for fulfilling the local government/operational area State mandates identified in the California Code of Regulations establishing the Standardized Emergency Management System (SEMS). These responsibilities include maintaining a functional Emergency Operations Center (EOC) for the Operational Area, coordination of emergency activities that exceed the day-to-day level, and coordinating mutual aid requests and communication between local government and the State. Local government is required to meet and/or exceed State mandates to be eligible for State funding of response related personnel costs during a disaster. OES ensures County compliance with Homeland Security Presidential Directives (HSPD) 5 and 8, including the National Incident Management System (NIMS). These directives are linked to preparedness funding, disaster management and recovery funding after a disaster.

As part of the Public Safety Restoration, 50% of a Lieutenant position from the Sheriff's Department has been assigned to the Office of Emergency Services. This position restores a law enforcement leadership presence within OES. This position has direct responsibility for emergency management activities involving the Sheriff's Department and holds a position on the Emergency Management Team. The Lieutenant provides direct support for potential threats to County operations which impact the safety and security of County employees and customers.

The Fire Warden acts as the Fire and Rescue Operational Area Coordinator (OAC) for Stanislaus County. As the Fire and Rescue OAC, the Fire Warden is responsible for the planning, coordination, maintaining and deployment of fire mutual aid resources within the Stanislaus Operational Area and for the State OES fire and rescue resources located in Stanislaus County. The OAC is responsible for maintaining several local, state and federal databases that validate certifications; maintaining an inventory of personnel and apparatus; providing training; and coordinating statewide deployment of local fire resources. The Fire Warden is the liaison between local fire agencies and County divisions; staff provides assistance to fire districts with financial issues including development impacts, revenue projections, budget analysis, fees and assessments, and represents County fire agencies on various local and State committees and workgroups. The services provided through this program support the Board of Supervisors' priorities of A Safe Community, the Efficient Delivery of Public Services, and Effective Partnerships.

| Chief Executive Office - OES/Fire Warden | | | | | |
|---|-----------------------------|--|--|--|--|
| Classification | 2014-2015 Actual | 2015-2016 Adopted Final Budget* | 2016-2017 Requested Proposed Budget | 2016-2017 Recommended Adjustments | 2016-2017 Recommended Proposed Budget |
| Taxes | \$0 | \$0 | \$0 | \$0 | \$0 |
| Licenses, Permits, Franchises | \$0 | \$0 | \$0 | \$0 | \$0 |
| Fines, Forfeitures, Penalties | \$0 | \$0 | \$0 | \$0 | \$0 |
| Revenue from use of Assets | \$0 | \$0 | \$0 | \$0 | \$0 |
| Intergovernmental Revenue | \$235,852 | \$235,852 | \$235,852 | \$0 | \$235,852 |
| Charges for Service | \$28,971 | \$20,658 | \$20,658 | \$0 | \$20,658 |
| Miscellaneous Revenue | \$25,000 | \$25,000 | \$25,000 | \$0 | \$25,000 |
| Other Financing Sources | \$0 | \$0 | \$0 | \$0 | \$0 |
| Total Revenue | \$289,823 | \$281,510 | \$281,510 | \$0 | \$281,510 |
| Salaries and Benefits | \$720,162 | \$863,782 | \$899,792 | \$150,887 | \$1,050,679 |
| Services and Supplies | \$535,777 | \$960,985 | \$603,104 | \$305,965 | \$909,069 |
| Other Charges | \$235,303 | \$241,758 | \$205,803 | \$0 | \$205,803 |
| Fixed Assets | \$0 | \$0 | \$0 | \$0 | \$0 |
| Other Financing Uses | \$0 | \$0 | \$0 | \$0 | \$0 |
| Equity | \$0 | \$0 | \$0 | \$0 | \$0 |
| Intrafund | \$607 | \$800 | \$500 | \$0 | \$500 |
| Contingencies | \$0 | \$0 | \$0 | \$0 | \$0 |
| Gross Costs | \$1,491,849 | \$2,067,325 | \$1,709,199 | \$456,852 | \$2,166,051 |
| Fund Balance | \$0 | \$0 | \$0 | \$0 | \$0 |
| Net County Cost | \$1,202,026 | \$1,785,815 | \$1,427,689 | \$456,852 | \$1,884,541 |

*Net county cost carryover savings included in the 2015-2016 Adopted Final Budget is \$358,126.

In February 2016, the OES/FW team reconvened to update the strategic plan for Budget Year 2016-2017. The core functions remain unchanged with the addition of the County Security Program encompassing the countywide Focus on Prevention and IT Innovation initiatives, along with enhancing our goal to provide excellent service. Listed below are the core functions and objectives for Budget Year 2016-2017:

Core Functions

- ◆ Leadership and coordination of emergency preparedness, prevention, mitigation, response and recovery;
- ◆ Local coordination and management of the statewide mutual aid system;
- ◆ Provide countywide liaison and support to our operational area partners including, fire agencies, districts and Fire Authority;
- ◆ Provide general administration to the Office of Emergency Services/Fire Warden; and
- ◆ Provide Law Enforcement support to Departments through the County Security Program.

Key Objectives for Budget Year 2016-2017

- ◆ Enhance County Security and staff safety training;
- ◆ Expand the Operational Area Emergency Planning and Training Programs;
- ◆ Update the County Hazard Mitigation Plan;
- ◆ Continue the Temporary Water Assistance Program; and
- ◆ Administer the Operational Area Grant Programs.

At the proposed level of funding, OES/FW can maintain the core functions of the Department. In order to implement the new cost allocation for SR911 dispatch fees as approved by the Board of Supervisors on April 26, 2016, and to meet the needs for the County Security Program, additional funding is recommended. The cost to OES for the SR911 dispatch fees will increase by approximately \$306,000

annually, which is offset by a decrease in the Sheriff base budget; total net county cost for dispatch costs are actually decreasing in Budget Year 2016-2017 by approximately \$342,202 from the prior year. An enhancement of the County Safety and Security Program is critically needed. The County has over 2.6 million square feet of County facilities that need security assessments. Up to 50 new incident reports are received per month to investigate. Other duties include providing training to approximately 4,000 employees, along with providing security reports to the department heads. The current level of staffing, 50% of one Lieutenant, cannot fulfill the ongoing need of securing, investigating and training. Therefore, it is requested to fund one full time Deputy Sheriff to support the County Security Program at an annual cost of \$150,887. The funding will offset the cost of a new Deputy position in the Sheriff – Operations budget. The additional sworn position is critical to this program in that the individual would have powers of arrest and be able to immediately respond and take action within California law. The position would also have full access to the California Law Enforcement Telecommunications System (CLETS) and the Integrated Criminal Justice Information System (ICJIS) for investigative purposes, as well as the ability to interact with other law enforcement agencies as necessary.

The Budget Year 2016-2017 strategic plan provides a clear guide for the Department including areas where OES/FW can improve. Historically, there was a fulltime planner and training coordinator which was unfunded with the Modesto Regional Fire Authority (MRFA) dissolution in 2014. This position was to be reviewed in the future to determine if there was a need for these services. As the Department continues to rebuild, the need is clear. There has been increased dependence on County Emergency Management services from cities and partner agencies. Our operational area partners, as well as internal and external customers continue to engage OES/FW to strengthen their emergency management preparedness and continuity of operations in the event of an emergency. The OES/FW receives continuous requests for additional emergency management training and exercise assistance as well as all-hazards emergency response planning and mutual aid. Many of these requests include training and planning requirements to remain in compliance with Homeland Security Presidential Directives 5 and 8 which includes the National Incident Management System. Compliance with these directives is required to receive grant funding for emergency management and homeland security as well as State and Federal reimbursement. To ensure compliance and timely response to our partner agencies, it is requested to fund and restore a full-time planner and training coordinator position.

The Department anticipates carrying forward approximately \$379,000 in net county cost savings earned in prior years and projects that \$229,000 of those savings will be used to balance this proposed budget. Remaining net county cost savings are projected to be fully used in Budget Year 2017-2018.

STAFFING IMPACTS

Total current authorized positions— 6

The Department is requesting to transfer in one Staff Services Technician position from the County Fire Service Fund and reclassify upward to a Staff Services Coordinator. The essential job functions of this position are necessary to support the Operational Area, first responders and to remain in compliance with Homeland Security Presidential Directives 5 and 8. This position will train, partner, and facilitate the Emergency/Homeland Security program and all-hazards emergency response plans and programs to ensure compliance. The position will be funded 50% from the OES budget net county cost savings and 50% from the County Fire Service fund.

RECOMMENDED PROPOSED BUDGET

It is recommended that a budget of \$2,166,051 be approved for Chief Executive Office – Office of Emergency Services/Fire Warden. This budget is funded from \$281,510 in estimated department revenue and a \$1,884,541 contribution from the General Fund. The Department anticipates the need of approximately \$229,000 of prior year General Fund net county cost savings to fully fund the projected 2016-2017 budget. The total General Fund net county cost savings will be included in the Final Budget.

It is recommended to transfer in one Staff Services Technician position from the County Fire Service Fund and reclassify upward to Staff Services Coordinator.

Total recommended authorized positions— 7

STANISLAUS COUNTY, CALIFORNIA
Budget Year 2016-2017

CRIMINAL JUSTICE/PUBLIC PROTECTION
Other Protection



CEO—OFFICE OF EMERGENCY SERVICES HOMELAND SECURITY GRANTS

Budget Unit 1670 0017370
Special Revenue Fund

SERVICES PROVIDED

The State Homeland Security Grant Program is part of a series of reimbursement grants from the Division of Homeland Security and administered by the State of California. Funding for the grants is provided after expenses have been incurred and are reimbursed by the State. The Stanislaus Operational Area has successfully applied for and received funds since 2003. The funding is for equipment, training, exercise, planning and administration to enhance the ability of the local jurisdiction to prevent, deter, respond to, and recover from threats and incidents of terrorism. The services provided through this program support the Board of Supervisors' priorities of A Safe Community, Efficient Delivery of Public Services, and Effective Partnerships.

FUND/CASH BALANCE

As of July 1, 2016, the Chief Executive Office – Office of Emergency Services Homeland Grants projects the fund balance to be negative \$125,000, as compared to the July 1, 2015 negative fund balance of \$132,251. The variance is due to estimated timing of receipts and accrual of accounts receivables. Receivables can't always be booked as they may not be received within the six months allowed under Governmental Accounting Standards Board.

As of July 1, 2016, the fund is projected to have a negative cash balance of \$200,000, as compared to the July 1, 2015 negative cash balance of \$245,895. The variance is due to the timing of receipts from the State.

The difference between fund balance and cash balance is due to the way accounts receivables are booked.

| Chief Executive Office - OES Homeland Security Grants | | | | | |
|--|-----------------------------|--|--|--|--|
| Classification | 2014-2015 Actual | 2015-2016 Adopted Final Budget* | 2016-2017 Requested Proposed Budget | 2016-2017 Recommended Adjustments | 2016-2017 Recommended Proposed Budget |
| Taxes | \$0 | \$0 | \$0 | \$0 | \$0 |
| Licenses, Permits, Franchises | \$0 | \$0 | \$0 | \$0 | \$0 |
| Fines, Forfeitures, Penalties | \$0 | \$0 | \$0 | \$0 | \$0 |
| Revenue from use of Assets | \$0 | \$0 | \$0 | \$0 | \$0 |
| Intergovernmental Revenue | \$484,593 | \$0 | \$0 | \$0 | \$0 |
| Charges for Service | \$0 | \$0 | \$0 | \$0 | \$0 |
| Miscellaneous Revenue | \$0 | \$0 | \$0 | \$0 | \$0 |
| Other Financing Sources | \$0 | \$0 | \$0 | \$0 | \$0 |
| Total Revenue | \$484,593 | \$0 | \$0 | \$0 | \$0 |
| Salaries and Benefits | \$78,813 | \$0 | \$0 | \$0 | \$0 |
| Services and Supplies | \$313,969 | \$0 | \$0 | \$0 | \$0 |
| Other Charges | \$0 | \$0 | \$0 | \$0 | \$0 |
| Fixed Assets | | | | | |
| Equipment | \$89,468 | \$0 | \$0 | \$0 | \$0 |
| Other Financing Uses | \$0 | \$0 | \$0 | \$0 | \$0 |
| Equity | \$0 | \$0 | \$0 | \$0 | \$0 |
| Intrafund | \$0 | \$0 | \$0 | \$0 | \$0 |
| Contingencies | \$0 | \$0 | \$0 | \$0 | \$0 |
| Gross Costs | \$482,250 | \$0 | \$0 | \$0 | \$0 |
| Fund Balance | (\$2,343) | \$0 | \$0 | \$0 | \$0 |
| Net County Cost | \$0 | \$0 | \$0 | \$0 | \$0 |

*Net county cost carryover savings included in the 2015-2016 Adopted Final Budget is \$0.

PROGRAM DISCUSSION

Stanislaus County is the Operational Area Coordinator and eligible to apply for and administer the Homeland Security Grant Program (HLSG). The Fiscal Year 2015 grant was accepted by the Board of Supervisors on December 15, 2015 in the amount of \$610,759. This grant provides equipment, training, planning, and administrative support to enhance the ability of local jurisdictions to prevent, deter, respond to and recover from threats and incidents of terrorism and catastrophic events.

The Fiscal Year 2015 grant performance period runs through May 2018. The Department expects to carry forward approximately \$300,000 in unspent appropriations for use in Budget Year 2016-2017.

STAFFING IMPACTS

Total current authorized positions— 0

RECOMMENDED PROPOSED BUDGET

It is recommended that zero appropriations be approved for this budget as funds remaining from the Fiscal Year 2015 grant period will be carried over as part of the 2016-2017 Final Budget process.

Total recommended authorized positions— 0

STANISLAUS COUNTY, CALIFORNIA
Budget Year 2016-2017

CRIMINAL JUSTICE/PUBLIC PROTECTION
Fire Protection



CHIEF EXECUTIVE OFFICE—COUNTY FIRE SERVICE FUND

Budget Unit 1725 0017100
Special Revenue Fund

SERVICES PROVIDED

Revenue from the Less Than Countywide Fire Tax, also referred to as the County Fire Service Fund, is collected throughout the County (except in the Cities of Modesto and Turlock) and is used to provide support services to fire agencies in the unincorporated areas and other cities in Stanislaus County. The funding is intended to ensure the provision of critical fire support services that otherwise could not be provided while supporting the coordinated delivery of those recommended regional fire services.

In 2005 the Stanislaus County Fire Authority, a Joint Powers Agreement (JPA) comprised of all agencies providing fire protection services within Stanislaus County, was formed to facilitate cooperation among the Fire Agencies and the County related to the allocation and use of the Less Than Countywide Fire Tax. The Board of Supervisors recognized these efforts and authorized the County to participate as a member of the JPA, directing the Fire Warden's office to serve as the administrating agency of the JPA.

The Fire Authority develops an annual business plan to identify service levels, performance expectations and funding allocations for those services identified as critical to the fire agencies in Stanislaus County. Then based on available funding, the group targets achievable, sustainable service levels to support those priorities. The business plan is then approved by the Fire Authority for consideration by the Board of Supervisors each year.

The core services provided in the Budget Year 2016-2017 Business Plan are: Finance and Administration, Fire Prevention, Fire Investigation, Fire Technology and Communications, and Training. The 2016-2017 Business Plan also includes several one-time support services including, Active 911, Target Solutions, regional training for California Incident Command Certification System (CICCS) certification, as well as mobile data computer, fire records management and Computer-Aided Dispatch (CAD) administration. The Fire Authority also funded a one-time request for training and equipment for the Fire Investigations Unit. These one-time costs are funded with fund balance.

FUND/CASH BALANCE

As of July 1, 2016, the Chief Executive Office – County Fire Service Fund projects the fund balance to be \$1,500,000 as compared to the July 1, 2015 fund balance of \$1,459,824. The variance is due to additional operational savings rolling into the fund balance.

As of July 1, 2016, the fund is projected to have a cash balance of \$1,500,000, as compared to the July 1, 2015 cash balance of \$1,459,824. The variance is due to additional operational savings. Cash is tracking similar to fund balance.

| Chief Executive Office - County Fire Service Fund | | | | | |
|--|-----------------------------|--|--|--|--|
| Classification | 2014-2015 Actual | 2015-2016 Adopted Final Budget* | 2016-2017 Requested Proposed Budget | 2016-2017 Recommended Adjustments | 2016-2017 Recommended Proposed Budget |
| Taxes | \$1,221,352 | \$1,104,255 | \$1,155,289 | \$0 | \$1,155,289 |
| Licenses, Permits, Franchises | \$0 | \$0 | \$0 | \$0 | \$0 |
| Fines, Forfeitures, Penalties | \$0 | \$0 | \$0 | \$0 | \$0 |
| Revenue from use of Assets | \$0 | \$0 | \$0 | \$0 | \$0 |
| Intergovernmental Revenue | \$16,384 | \$15,000 | \$15,000 | \$0 | \$15,000 |
| Charges for Service | \$130,554 | \$160,000 | \$170,500 | \$0 | \$170,500 |
| Miscellaneous Revenue | \$203,132 | \$0 | \$0 | \$0 | \$0 |
| Other Financing Sources | \$0 | \$0 | \$0 | \$0 | \$0 |
| Total Revenue | \$1,571,422 | \$1,279,255 | \$1,340,789 | \$0 | \$1,340,789 |
| Salaries and Benefits | \$521,157 | \$805,238 | \$887,589 | \$0 | \$887,589 |
| Services and Supplies | \$481,462 | \$582,553 | \$630,286 | \$0 | \$630,286 |
| Other Charges | \$90,441 | \$112,197 | \$103,261 | \$0 | \$103,261 |
| Fixed Assets | | | | | |
| Equipment | \$0 | \$0 | \$38,100 | \$0 | \$38,100 |
| Other Financing Uses | \$0 | \$0 | \$0 | \$0 | \$0 |
| Equity | \$0 | \$0 | \$0 | \$0 | \$0 |
| Intrafund | \$0 | \$0 | \$0 | \$0 | \$0 |
| Contingencies | \$0 | \$0 | \$0 | \$0 | \$0 |
| Gross Costs | \$1,093,060 | \$1,499,988 | \$1,659,236 | \$0 | \$1,659,236 |
| Fund Balance | (\$658,200) | \$7,745 | \$105,459 | \$0 | \$105,459 |
| Net County Cost | \$179,838 | \$212,988 | \$212,988 | \$0 | \$212,988 |

*Net county cost carryover savings included in the 2015-2016 Adopted Final Budget is \$0.

PROGRAM DISCUSSION

At the proposed level of funding, the County Fire Service Fund can maintain services commensurate with the Budget Year 2016-2017 Business Plan approved by the Fire Authority on March 3, 2016. The core services in the business plan as approved by the Fire Authority are Finance and Administration, Fire Prevention, Fire Investigation, Fire Technology and Communications, and Training. These programs are critical to the success of the local fire agencies, on which many agencies depend to support day-to-day operations.

The Fire Service Fund has a total fleet of four vehicles; of those one meets the age and mileage requirements to be considered for replacement under the Fleet Services Policy. In cooperation with the General Services Agency Fleet Manager, the Department is requesting to replace one vehicle in Budget Year 2016-2017. This vehicle is used to conduct fire inspections and fire code enforcement field work. This vehicle will be replaced with a similar vehicle and options necessary to perform in the environment in which the vehicle operates. The cost to replace the vehicle is estimated at \$38,100 and will be funded with fund balance.

The Budget Year 2016-2017 strategic plan provides a clear guide for the Department including areas where OES/FW can improve. Historically, there was a fulltime planner and training coordinator which was unfunded with the Modesto Regional Fire Authority (MRFA) dissolution in 2014. This position was to be reviewed in the future to determine if there was a need for these services. As the Department continues to rebuild, the need is clear. There has been increased dependence on County Emergency Management services from cities and partner agencies. Our operational area partners, as well as internal and external customers continue to engage OES/FW to strengthen their emergency management preparedness and continuity of operations in the event of an emergency. The OES/FW receives continuous requests for additional emergency management training and exercise assistance as well as all-hazards emergency response planning and mutual aid. Many of these requests include training and planning requirements to remain in compliance with Homeland Security Presidential Directives 5 and 8 which includes the National Incident Management System. Compliance with these directives is required to receive grant funding for emergency management and homeland security as

well as State and Federal reimbursement. To ensure compliance and timely response to our partner agencies, it is requested to fund and restore a full-time planner and training coordinator position.

STAFFING IMPACTS

Total current authorized positions— 7

The Department is requesting to restore one unfunded Staff Services Technician position and transfer out to the Office of Emergency Services budget. This position was unfunded during the Modesto Regional Fire Authority dissolution in 2014.

RECOMMENDED PROPOSED BUDGET

It is recommended that a budget of \$1,659,236 be approved for Chief Executive Office – County Fire Service Fund. This budget is funded from \$1,340,789 in estimated department revenue, \$105,459 in departmental fund balance and a \$212,988 contribution from the General Fund.

It is recommended to restore one unfunded Staff Services Technician position and transfer out to Office of Emergency Services.

Total recommended authorized positions— 7

STANISLAUS COUNTY, CALIFORNIA
Budget Year 2016-2017



CRIMINAL JUSTICE/PUBLIC PROTECTION
Judicial

CHIEF EXECUTIVE OFFICE—COURTHOUSE CONSTRUCTION FUND

Budget Unit 2025 0061301
 Capital Projects Fund

SERVICES PROVIDED

This budget in the Capital Projects Fund provides for the revenue that is used for lease costs for the civil courtrooms located on the 4th and 6th floors of the privately owned building at 801 Tenth Street. This budget does not receive local discretionary General Fund revenue. It is funded from an additional penalty assessment for fines that are imposed by the Superior Court in accordance with State law. A change in the law as of January 1, 2004 requires use of these funds be approved by the Administrative Office of the Courts. Approval from the State was granted on May 19, 2009 to use these funds for the lease costs for the 4th and 6th floors of the building located at 801 Tenth Street.

FUND/CASH BALANCE

As of July 1, 2016, the Chief Executive Office – Courthouse Construction Fund projects the fund balance to be \$3,577,000 as compared to the July 1, 2015 fund balance of \$3,867,340. The variance is due to a decline in court fines revenue and the planned use of fund balance.

As of July 1, 2016, the fund is projected to have a cash balance of \$3,555,000 as compared to the July 1, 2015 cash balance of \$3,840,285. The variance is due to decline in court fines revenue as well as the planned use of fund cash in 2015-2016. Cash balance is projected to track similar to the fund balance.

| Chief Executive Office - Courthouse Construction Fund | | | | | |
|--|-----------------------------|--|--|--|--|
| Classification | 2014-2015 Actual | 2015-2016 Adopted Final Budget* | 2016-2017 Requested Proposed Budget | 2016-2017 Recommended Adjustments | 2016-2017 Recommended Proposed Budget |
| Taxes | \$0 | \$0 | \$0 | \$0 | \$0 |
| Licenses, Permits, Franchises | \$0 | \$0 | \$0 | \$0 | \$0 |
| Fines, Forfeitures, Penalties | \$457,243 | \$435,000 | \$400,000 | \$0 | \$400,000 |
| Revenue from use of Assets | \$24,176 | \$31,000 | \$25,000 | \$0 | \$25,000 |
| Intergovernmental Revenue | \$0 | \$0 | \$0 | \$0 | \$0 |
| Charges for Service | \$0 | \$0 | \$0 | \$0 | \$0 |
| Miscellaneous Revenue | \$0 | \$0 | \$0 | \$0 | \$0 |
| Other Financing Sources | \$0 | \$0 | \$0 | \$0 | \$0 |
| Total Revenue | \$481,419 | \$466,000 | \$425,000 | \$0 | \$425,000 |
| Salaries and Benefits | \$0 | \$0 | \$0 | \$0 | \$0 |
| Services and Supplies | \$360,099 | \$710,000 | \$720,000 | \$0 | \$720,000 |
| Other Charges | \$0 | \$0 | \$0 | \$0 | \$0 |
| Fixed Assets | \$0 | \$0 | \$0 | \$0 | \$0 |
| Other Financing Uses | \$0 | \$0 | \$0 | \$0 | \$0 |
| Equity | \$0 | \$0 | \$0 | \$0 | \$0 |
| Intrafund | \$0 | \$0 | \$0 | \$0 | \$0 |
| Contingencies | \$0 | \$0 | \$0 | \$0 | \$0 |
| Gross Costs | \$360,099 | \$710,000 | \$720,000 | \$0 | \$720,000 |
| Fund Balance | (\$121,320) | \$244,000 | \$295,000 | \$0 | \$295,000 |
| Net County Cost | \$0 | \$0 | \$0 | \$0 | \$0 |

*Net county cost carryover savings included in the 2015-2016 Proposed Budget is \$0.

PROGRAM DISCUSSION

At the proposed level of funding, the lease costs for civil court space located on the 4th and 6th Floors at 801 Tenth Street are provided to accommodate the new judgeships authorized under Assembly Bill 159. The Board of Supervisors approved the Memorandum of Understanding for the payment of lease and tenant improvement costs for this space on May 19, 2009. These leases obligate the use of \$5,302,260 of Courthouse Construction Funds through Budget Year 2018-2019. The total fiscal year lease cost will increase by \$10,000, from \$710,000 to \$720,000 and is the only cost anticipated in Budget Year 2016-2017.

Budgeted Court penalty assessment revenue has been reduced by \$35,000 due to a decrease in court revenue. Additionally, budgeted interest earnings on cash balance have been reduced by \$6,000 to reflect increased use of cash balance due to a decline in revenues. Total revenue reduction is \$41,000 from the 2015-2016 Adopted Final Budget.

STAFFING IMPACTS

Total current authorized positions— 0

RECOMMENDED PROPOSED BUDGET

It is recommended that a budget of \$720,000 be approved for the Chief Executive Office – Courthouse Construction Fund. This budget is funded from \$425,000 in estimated penalty assessment revenue and interest earnings, and \$295,000 in departmental fund balance.

Total recommended authorized positions— 0

STANISLAUS COUNTY, CALIFORNIA
Budget Year 2016-2017



CRIMINAL JUSTICE/PUBLIC PROTECTION
Judicial

CHIEF EXECUTIVE OFFICE—CRIMINAL JUSTICE FACILITIES FUND

Budget Unit 2026 0061303
 Capital Projects Fund

SERVICES PROVIDED

This budget funds a portion of the cost of Law Library rent and a portion of the 12th Street Parking Garage debt service payment. It is funded from a dedicated revenue source associated with an additional penalty assessment for fines that are imposed by the Superior Court in accordance with State law. These funds can also be used to refurbish and replace criminal justice related facilities as the needs arise and to develop and improve electronic information.

FUND/CASH BALANCE

As of July 1, 2016, the Chief Executive Office – Criminal Justice Facilities Fund projects the fund balance to be \$1,066,000 as compared to the July 1, 2015 fund balance of \$1,440,467. The variance is due to a decline in court fines revenue and the planned use of fund balance.

As of July 1, 2016, the fund is projected to have a cash balance of \$1,058,000 as compared to the July 1, 2015 cash balance of \$1,428,257. The variance is due to decline in court fines revenue as well as the planned use of fund cash in 2015-2016. Cash balance is projected to track similar to the fund balance.

| Chief Executive Office - Criminal Justice Facilities Fund | | | | | |
|--|-----------------------------|--|--|--|--|
| Classification | 2014-2015 Actual | 2015-2016 Adopted Final Budget* | 2016-2017 Requested Proposed Budget | 2016-2017 Recommended Adjustments | 2016-2017 Recommended Proposed Budget |
| Taxes | \$0 | \$0 | \$0 | \$0 | \$0 |
| Licenses, Permits, Franchises | \$0 | \$0 | \$0 | \$0 | \$0 |
| Fines, Forfeitures, Penalties | \$531,192 | \$525,000 | \$450,000 | \$0 | \$450,000 |
| Revenue from use of Assets | \$8,298 | \$15,000 | \$10,000 | \$0 | \$10,000 |
| Intergovernmental Revenue | \$0 | \$0 | \$0 | \$0 | \$0 |
| Charges for Service | \$0 | \$0 | \$0 | \$0 | \$0 |
| Miscellaneous Revenue | \$0 | \$0 | \$0 | \$0 | \$0 |
| Other Financing Sources | \$0 | \$0 | \$0 | \$0 | \$0 |
| Total Revenue | \$539,490 | \$540,000 | \$460,000 | \$0 | \$460,000 |
| Salaries and Benefits | \$0 | \$0 | \$0 | \$0 | \$0 |
| Services and Supplies | \$0 | \$0 | \$0 | \$0 | \$0 |
| Other Charges | \$30,510 | \$30,510 | \$30,510 | \$0 | \$30,510 |
| Fixed Assets | \$0 | \$0 | \$0 | \$0 | \$0 |
| Other Financing Uses | \$800,000 | \$800,000 | \$800,000 | \$0 | \$800,000 |
| Equity | \$0 | \$0 | \$0 | \$0 | \$0 |
| Intrafund | \$0 | \$0 | \$0 | \$0 | \$0 |
| Contingencies | \$0 | \$0 | \$0 | \$0 | \$0 |
| Gross Costs | \$830,510 | \$830,510 | \$830,510 | \$0 | \$830,510 |
| Fund Balance | \$291,020 | \$290,510 | \$370,510 | \$0 | \$370,510 |
| Net County Cost | \$0 | \$0 | \$0 | \$0 | \$0 |

*Net county cost carryover savings included in the 2015-2016 Proposed Budget is \$0.

PROGRAM DISCUSSION

At the proposed level of funding, the Department can maintain its obligation to contribute to lease payments. The contribution of \$30,510 to the Law Library rent represents approximately 36% of the total rent costs and reflects the proportional amount of overall library costs that are related to criminal cases. Also funded from this budget is a portion of the 12th Street Office and Parking Garage debt service payment, amounting to \$800,000 annually. This debt which originally was financed with the 2004 Series B Certificates of Participation was refinanced in July 2013 through an internal borrowing from the County Treasury Pool. The total budgeted expenditure of \$830,510 is consistent with the 2015-2016 Adopted Final Budget.

The estimated revenue is \$80,000 less than the 2015-2016 Adopted Final Budget, from \$540,000 to \$460,000. This is due to decreases of \$75,000 in court revenue and \$5,000 in interest due to declining cash balance.

STAFFING IMPACTS

Total current authorized positions— 0

RECOMMENDED PROPOSED BUDGET

It is recommended that a budget of \$830,510 be approved for the Chief Executive Office – Criminal Justice Facilities Fund. This budget is funded from \$460,000 in estimated Court penalty assessment revenue and interest earnings and \$370,510 in departmental fund balance.

Total recommended authorized positions— 0

STANISLAUS COUNTY, CALIFORNIA
Budget Year 2016-2017



CRIMINAL JUSTICE/PUBLIC PROTECTION
Judicial

CHIEF EXECUTIVE OFFICE—COUNTY COURT FUNDING

Budget Unit 0100 0016120
 General Fund

SERVICES PROVIDED

The Lockyer-Isenberg Trial Court Funding Act (Assembly Bill 233), as amended in Section 77200 of the Government Code, legislated the financial separation between the Superior Court and county governments. As a result, the State bears sole responsibility for the funding of court operations incurred by the local trial court. The Code also requires that counties provide an annual payment to the State to maintain the level of service provided prior to the separation (also known as Maintenance of Effort obligation). Counties are still responsible for the collection of Court fines and fees, but must return to the State one half of the revenue received that is in excess of the revenue portion of the maintenance of effort obligation. As of Fiscal Year 2008-2009, ownership of and responsibility for the operation and maintenance of all court facilities was transferred to the State. In lieu of funding the building maintenance and utility costs, the County is required to make an annual County Facilities Payment (CFP) to the State for each of the facilities.

| Chief Executive Office - County Court Funding | | | | | |
|--|-----------------------------|--|--|--|--|
| Classification | 2014-2015 Actual | 2015-2016 Adopted Final Budget* | 2016-2017 Requested Proposed Budget | 2016-2017 Recommended Adjustments | 2016-2017 Recommended Proposed Budget |
| Taxes | \$0 | \$0 | \$0 | \$0 | \$0 |
| Licenses, Permits, Franchises | \$0 | \$0 | \$0 | \$0 | \$0 |
| Fines, Forfeitures, Penalties | \$2,522,367 | \$2,470,000 | \$2,420,000 | \$0 | \$2,420,000 |
| Revenue from use of Assets | \$152,513 | \$75,000 | \$75,000 | \$0 | \$75,000 |
| Intergovernmental Revenue | \$0 | \$0 | \$0 | \$0 | \$0 |
| Charges for Service | \$684,790 | \$321,300 | \$371,300 | \$0 | \$371,300 |
| Miscellaneous Revenue | \$110,128 | \$115,500 | \$115,500 | \$0 | \$115,500 |
| Other Financing Sources | \$0 | \$0 | \$0 | \$0 | \$0 |
| Total Revenue | \$3,469,798 | \$2,981,800 | \$2,981,800 | \$0 | \$2,981,800 |
| Salaries and Benefits | \$0 | \$0 | \$0 | \$0 | \$0 |
| Services and Supplies | \$118,530 | \$230,000 | \$122,273 | \$0 | \$122,273 |
| Other Charges | \$5,529,826 | \$5,778,320 | \$5,779,907 | \$0 | \$5,779,907 |
| Fixed Assets | \$0 | \$0 | \$0 | \$0 | \$0 |
| Other Financing Uses | \$0 | \$0 | \$0 | \$0 | \$0 |
| Equity | \$0 | \$0 | \$0 | \$0 | \$0 |
| Intrafund | \$414,982 | \$483,612 | \$529,752 | \$0 | \$529,752 |
| Contingencies | \$0 | \$0 | \$0 | \$0 | \$0 |
| Gross Costs | \$6,063,338 | \$6,491,932 | \$6,431,932 | \$0 | \$6,431,932 |
| Fund Balance | \$0 | \$0 | \$0 | \$0 | \$0 |
| Net County Cost | \$2,593,540 | \$3,510,132 | \$3,450,132 | \$0 | \$3,450,132 |

*Net county cost carryover savings included in the 2016-2017 Proposed Budget is \$0.

PROGRAM DISCUSSION

At the proposed level of funding, the County's legally mandated obligation to fund its court-related obligations will be met. Included in the recommended appropriations of \$6,431,932 is the annual base maintenance of effort (MOE) obligation for Stanislaus County as prescribed by Section 77201.3 of the Government Code, in the amount of \$4.6 million. The MOE appropriation obligation includes an operations portion for \$3.5 million and Fines and Forfeitures portion in the amount of \$1.1 million.

Additionally, appropriations of \$460,000 are anticipated for revenue that must be returned to the State over and above the base revenue maintenance of effort obligation. The annual CFP of \$701,204 to cover the operations and maintenance of the court facilities and \$482,000 in County Treasurer-Tax Collector's Office costs associated with the collection of fine and fee payments are the other major budgeted expenditures. There is an increase of \$50,000 from 2015-2016 Adopted Final Budget in the collection costs. The County also maintains an equity interest for a small portion of the Modesto Main Courthouse and is responsible for the utility and maintenance costs in this area as well as minor maintenance costs for court space at the Juvenile Hall facility and Hall of Records at 1100 I Street. The utility and maintenance costs are budgeted for \$122,273. The remaining budgeted costs totaling \$66,455 are for the Cost Allocation Plan (CAP).

The costs in this budget are primarily funded by court fines and fees revenue and lease revenue received from the State Administrative Office of the Courts. The lease revenue covers courtroom space for Juvenile Hall and space occupied by the Courts at the Hall of Records.

A contribution of approximately \$3,450,132 from the County's General Fund is required for this budget, which is a decrease of \$60,000 from the Fiscal Year 2015-2016 Adopted Final Budget. The reduction is due to subtraction of one-time appropriations of \$110,000 for major repairs to the elevator and cooling tower budgeted in 2015-2016 offset by the \$50,000 increase in collection charges for 2016-2017. Due to the difficulty in projecting court fines and fees revenues, it is recommended that any adjustment needed in revenue be made in the 2016-2017 Final Budget after the close of Fiscal Year 2015-2016, which potentially will further impact the contribution from the General Fund.

STAFFING IMPACTS

Total current authorized positions— 0

RECOMMENDED PROPOSED BUDGET

It is recommended that a budget of \$6,431,932 be approved for the Chief Executive Office – County Court Funding. This budget will be funded from \$2,981,800 in estimated department revenue collected from court fines and fees and lease revenue and a \$3,450,132 contribution from the General Fund.

Total recommended authorized positions— 0

STANISLAUS COUNTY, CALIFORNIA
Budget Year 2016-2017



CRIMINAL JUSTICE/PUBLIC PROTECTION
Police Protection

CHIEF EXECUTIVE OFFICE—DEPARTMENT OF JUSTICE DRUG AND ALCOHOL

Budget Unit 1726 0017200
 Special Revenue Fund

SERVICES PROVIDED

This budget provides required resources for analysis of blood, breath and urine samples in order to conduct drug and alcohol testing for Stanislaus County law enforcement. This is needed to ensure the ultimate prosecution of offenders. This fund was established in 1993, and revenue in this fund is received from Controlled Substance fines.

FUND/CASH BALANCE

As of July 1, 2016, the Chief Executive Office – Department of Justice Drug and Alcohol projects the fund balance to be \$184,000 as compared to the July 1, 2015 fund balance of \$179,295. The variance is due to an increase in controlled substance vehicle code fines revenue.

As of July 1, 2016, the fund is projected to have a cash balance of \$198,000 as compared to the July 1, 2015 cash balance of \$192,630. The variance is due to an increase in controlled substance vehicle code fines revenue.

The difference between fund balance and cash balance is due to accounts payable on July 1, 2015.

| Chief Executive Office - DOJ Drug & Alcohol | | | | | |
|--|-----------------------------|--|--|--|--|
| Classification | 2014-2015 Actual | 2015-2016 Adopted Final Budget* | 2016-2017 Requested Proposed Budget | 2016-2017 Recommended Adjustments | 2016-2017 Recommended Proposed Budget |
| Taxes | \$0 | \$0 | \$0 | \$0 | \$0 |
| Licenses, Permits, Franchises | \$0 | \$0 | \$0 | \$0 | \$0 |
| Fines, Forfeitures, Penalties | \$93,786 | \$36,000 | \$64,457 | \$0 | \$64,457 |
| Revenue from use of Assets | \$0 | \$0 | \$0 | \$0 | \$0 |
| Intergovernmental Revenue | \$0 | \$0 | \$0 | \$0 | \$0 |
| Charges for Service | \$0 | \$0 | \$0 | \$0 | \$0 |
| Miscellaneous Revenue | \$0 | \$0 | \$0 | \$0 | \$0 |
| Other Financing Sources | \$0 | \$0 | \$0 | \$0 | \$0 |
| Total Revenue | \$93,786 | \$36,000 | \$64,457 | \$0 | \$64,457 |
| Salaries and Benefits | \$0 | \$0 | \$0 | \$0 | \$0 |
| Services and Supplies | \$86,191 | \$119,995 | \$120,000 | \$0 | \$120,000 |
| Other Charges | \$0 | \$5 | \$0 | \$0 | \$0 |
| Fixed Assets | \$0 | \$0 | \$0 | \$0 | \$0 |
| Other Financing Uses | \$0 | \$0 | \$0 | \$0 | \$0 |
| Equity | \$0 | \$0 | \$0 | \$0 | \$0 |
| Intrafund | \$0 | \$0 | \$0 | \$0 | \$0 |
| Contingencies | \$0 | \$0 | \$0 | \$0 | \$0 |
| Gross Costs | \$86,191 | \$120,000 | \$120,000 | \$0 | \$120,000 |
| Fund Balance | (\$63,138) | \$28,457 | \$0 | \$0 | \$0 |
| Net County Cost | \$55,543 | \$55,543 | \$55,543 | \$0 | \$55,543 |

*Net county cost carryover savings included in the 2015-2016 Proposed Final Budget is \$0.

PROGRAM DISCUSSION

At the proposed level of funding, the Department can maintain funding for drug and alcohol tests by law enforcement agencies in Stanislaus County. An increase of \$28,457 from the 2015-2016 Final Adopted Budget is projected for the controlled substance vehicle code fines revenue, and is proposed in the amount of \$64,457 as a result. Total expenditures are proposed at the 2015-2016 Adopted Final Budget level in the amount of \$120,000.

STAFFING IMPACTS

Total current authorized positions— 0

RECOMMENDED PROPOSED BUDGET

It is recommended that a budget of \$120,000 be approved for the Chief Executive Office – DOJ Drug and Alcohol. This budget is funded from \$64,457 in estimated department revenue and a \$55,543 contribution from the General Fund.

Total recommended authorized positions— 0

STANISLAUS COUNTY, CALIFORNIA
Budget Year 2016-2017



CRIMINAL JUSTICE/PUBLIC PROTECTION
Police Protection

CHIEF EXECUTIVE OFFICE—DNA IDENTIFICATION FUND PROP 69

Budget Unit 1777 0017710
 Special Revenue Fund

SERVICES PROVIDED

This budget provides required resources for DNA analysis in order to conduct DNA identification testing for Stanislaus County law enforcement. Government Code section 76104.6 became effective November 3, 2004. It directs California Courts to levy a \$1 penalty for every \$10 or fraction thereof upon every fine, penalty and forfeiture levied on criminal offenses including traffic offenses, but excluding parking offenses, to implement the DNA Identification Fund.

FUND/CASH BALANCE

As of July 1, 2016, the Chief Executive Office – DNA Identification Fund Prop 69 projects the fund balance to be \$203,000 as compared to the July 1, 2015 fund balance of \$308,738. The variance is due to a decline in court fines and fees revenue and the planned use of fund balance.

As of July 1, 2016, the fund is projected to have a cash balance of \$154,000 as compared to the July 1, 2015 cash balance of \$257,001. The variance is due to a decline in court fines and fees revenue and the planned use of fund cash.

The difference between fund balance and cash balance is due to accounts receivable on July 1, 2015.

| Chief Executive Office - DNA Identification Fund Prop 69 | | | | | |
|---|-----------------------------|--|--|--|--|
| Classification | 2014-2015 Actual | 2015-2016 Adopted Final Budget* | 2016-2017 Requested Proposed Budget | 2016-2017 Recommended Adjustments | 2016-2017 Recommended Proposed Budget |
| Taxes | \$0 | \$0 | \$0 | \$0 | \$0 |
| Licenses, Permits, Franchises | \$0 | \$0 | \$0 | \$0 | \$0 |
| Fines, Forfeitures, Penalties | \$137,058 | \$130,000 | \$105,000 | \$0 | \$105,000 |
| Revenue from use of Assets | \$1,594 | \$0 | \$0 | \$0 | \$0 |
| Intergovernmental Revenue | \$0 | \$0 | \$0 | \$0 | \$0 |
| Charges for Service | \$0 | \$0 | \$0 | \$0 | \$0 |
| Miscellaneous Revenue | \$0 | \$0 | \$0 | \$0 | \$0 |
| Other Financing Sources | \$0 | \$0 | \$0 | \$0 | \$0 |
| Total Revenue | \$138,652 | \$130,000 | \$105,000 | \$0 | \$105,000 |
| Salaries and Benefits | \$0 | \$0 | \$0 | \$0 | \$0 |
| Services and Supplies | \$0 | \$0 | \$0 | \$0 | \$0 |
| Other Charges | \$0 | \$0 | \$0 | \$0 | \$0 |
| Fixed Assets | \$0 | \$0 | \$0 | \$0 | \$0 |
| Other Financing Uses | \$308,000 | \$208,000 | \$208,000 | \$0 | \$208,000 |
| Equity | \$0 | \$0 | \$0 | \$0 | \$0 |
| Intrafund | \$0 | \$0 | \$0 | \$0 | \$0 |
| Contingencies | \$0 | \$0 | \$0 | \$0 | \$0 |
| Gross Costs | \$308,000 | \$208,000 | \$208,000 | \$0 | \$208,000 |
| Fund Balance | \$169,348 | \$78,000 | \$103,000 | \$0 | \$103,000 |
| Net County Cost | \$0 | \$0 | \$0 | \$0 | \$0 |

*Net county cost carryover savings included in the 2015-2016 Proposed Final Budget is \$0.

PROGRAM DISCUSSION

In Budget Year 2016-2017, expenditures will be maintained at the 2015-2016 Adopted Final Budget level of \$208,000. These funds are used to reimburse law enforcement to collect DNA specimens. Sheriff's Department is requesting \$108,000 and the Probation Department is requesting \$100,000, for a total of \$208,000. Funds received and expended are reported to the State annually.

Court fines and fees revenue is projected to decrease by \$25,000 from the 2015-2016 Adopted Final Budget to \$105,000 proposed for 2016-2017.

At the proposed level of funding, the Department can maintain funding of DNA identification tests by law enforcement agencies in Stanislaus County through the budget year. Beginning in Budget Year 2017-2018, departmental fund balance will not be sufficient to maintain this level of operation; requiring adjustment to department DNA testing operations, or the addition of other revenues/net county cost.

STAFFING IMPACTS

Total current authorized positions— 0

RECOMMENDED PROPOSED BUDGET

It is recommended that a budget of \$208,000 be approved for the Chief Executive Office – DNA Identification Fund Prop 69. This budget is funded from \$105,000 in estimated department revenue and \$103,000 in departmental fund balance.

Total recommended authorized positions— 0

STANISLAUS COUNTY, CALIFORNIA
Budget Year 2016-2017



CRIMINAL JUSTICE/PUBLIC PROTECTION
Hospital Care

CHIEF EXECUTIVE OFFICE—JAIL MEDICAL PROGRAM

Budget Unit 0100 0017400
 General Fund

SERVICES PROVIDED

The Jail Medical budget provides for medical, dental and mental health services to adult and juvenile detention populations. The contract for these services is between the County and California Forensic Medical Group (CFMG). The base contract funds the health care delivery system for 1,450 inmates and detainees housed at the Men’s Jail, Public Safety Center, and Juvenile Hall. The five-year contract with CFMG was approved by the Board of Supervisors on January 15, 2013. Included in the contract is the option to extend for two additional one year periods.

| Chief Executive Office - Jail Medical | | | | | |
|--|-----------------------------|--|--|--|--|
| Classification | 2014-2015 Actual | 2015-2016 Adopted Final Budget* | 2016-2017 Requested Proposed Budget | 2016-2017 Recommended Adjustments | 2016-2017 Recommended Proposed Budget |
| Taxes | \$0 | \$0 | \$0 | \$0 | \$0 |
| Licenses, Permits, Franchises | \$0 | \$0 | \$0 | \$0 | \$0 |
| Fines, Forfeitures, Penalties | \$0 | \$0 | \$0 | \$0 | \$0 |
| Revenue from use of Assets | \$0 | \$0 | \$0 | \$0 | \$0 |
| Intergovernmental Revenue | \$0 | \$0 | \$0 | \$0 | \$0 |
| Charges for Service | \$500,000 | \$500,000 | \$500,000 | \$0 | \$500,000 |
| Miscellaneous Revenue | \$0 | \$0 | \$0 | \$0 | \$0 |
| Other Financing Sources | \$0 | \$0 | \$0 | \$0 | \$0 |
| Total Revenue | \$500,000 | \$500,000 | \$500,000 | \$0 | \$500,000 |
| Salaries and Benefits | \$0 | \$0 | \$0 | \$0 | \$0 |
| Services and Supplies | \$9,178,736 | \$9,635,116 | \$9,972,344 | \$0 | \$9,972,344 |
| Other Charges | \$33 | \$50 | \$50 | \$0 | \$50 |
| Fixed Assets | \$0 | \$0 | \$0 | \$0 | \$0 |
| Other Financing Uses | \$0 | \$0 | \$0 | \$0 | \$0 |
| Equity | \$0 | \$0 | \$0 | \$0 | \$0 |
| Intrafund | \$0 | \$0 | \$0 | \$0 | \$0 |
| Contingencies | \$0 | \$0 | \$0 | \$0 | \$0 |
| Gross Costs | \$9,178,769 | \$9,635,166 | \$9,972,394 | \$0 | \$9,972,394 |
| Fund Balance | \$0 | \$0 | \$0 | \$0 | \$0 |
| Net County Cost | \$8,678,769 | \$9,135,166 | \$9,472,394 | \$0 | \$9,472,394 |

*Net county cost carryover savings included in the 2015-2016 Adopted Final Budget is \$0.

PROGRAM DISCUSSION

At the proposed level of funding, medical, dental, vision, mental health services, and all medications will be provided for all inmates and detainees in the custodial facilities. Under the current contract between the County and California Forensic Medical Group, the base contract for Budget Year 2016-2017 is nearly \$10 million, which includes a 3.5% increase effective March 1, 2017. This budget includes \$500,000 in revenue from the Community Corrections Partnership Plan (CCP) to augment services provided to inmates sentenced under Assembly Bill 109.

STAFFING IMPACTS

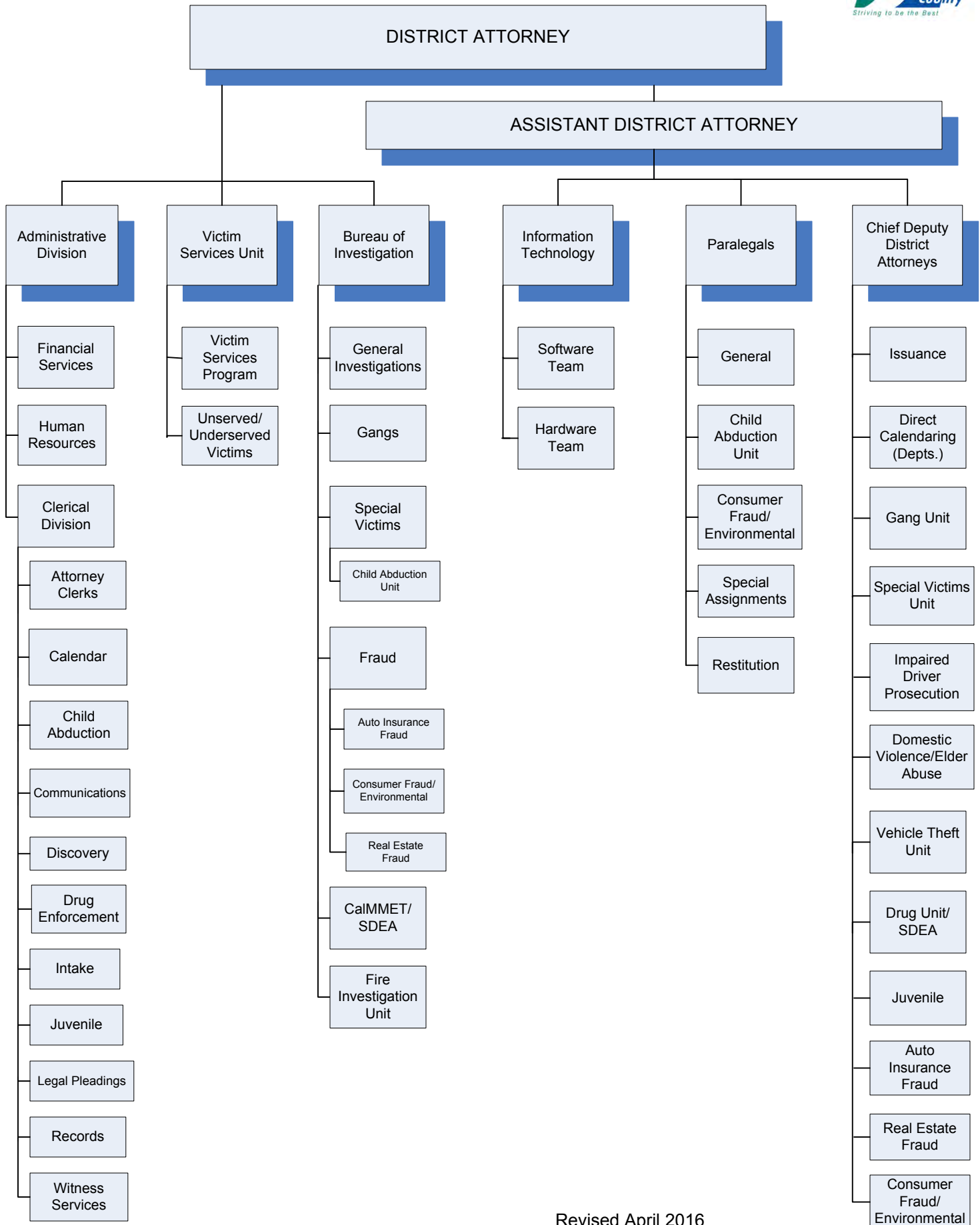
Total current authorized positions— 0

RECOMMENDED PROPOSED BUDGET

It is recommended that a budget of \$9,972,394 be approved for Chief Executive Office – Jail Medical Program. This budget is funded by \$500,000 in estimated departmental revenue and a contribution from the General Fund of \$9,472,394.

Total recommended authorized positions— 0

**STANISLAUS COUNTY
DISTRICT ATTORNEY**



Revised April 2016

STANISLAUS COUNTY, CALIFORNIA
Budget Year 2016-2017
CRIMINAL JUSTICE/PUBLIC PROTECTION
Judicial



DISTRICT ATTORNEY
Birgit Fladager, District Attorney

| BUDGET AT A GLANCE | |
|---------------------------------------|---------------------|
| Gross Costs | \$18,047,699 |
| Total Revenue | \$2,577,963 |
| Fund Balance/Retained Earnings | \$99,662 |
| Net County Cost | \$15,370,074 |
| Total Recommended Staffing | 134 |
| % Funded by Local Discretionary Funds | 85.2% |

MISSION STATEMENT

The employees of the Stanislaus County District Attorney, in partnership with the Community we serve, are dedicated to justice, the pursuit of truth, protection of the innocent, and the prevention of crime through the vigorous, professional and ethical prosecution of those who violate the law.

ACCOMPLISHMENTS AND OBJECTIVES

The overarching duty of the District Attorney is to effectively represent the People of the State of California – both in criminal and quasi-criminal cases – and to provide support and assistance to crime victims. While resources may diminish, the number of crime victims will not. Our duties and obligations to crime victims remain paramount. Coordination with, and participation in, task forces and multi-agency collaboratives such as Central Valley Gang Impact Taskforce (CVGIT), Community Corrections Partnership (CCP), Stanislaus Drug Enforcement Agency (SDEA), Stanislaus County Auto Theft Taskforce (StanCATT), the Stanislaus Family Justice Center (FJC), the Mental Health Services Act Representative Steering Committee and the Criminal Justice Agency Forum meetings remain an effective mechanism for the Department to investigate and prosecute criminal activity and identify new ways to assist crime victims. In addition, efficient and proactive use of technology has been identified as a major tool that allows the Department to achieve its goals.

The Accomplishments of Fiscal Year 2015-2016 and Objectives for Budget Year 2016-2017 for the District Attorney include:

FISCAL YEAR 2015-2016 ACCOMPLISHMENTS

- ◆ The District Attorney's Office acquired its first Canine Companion Facility Dog, Honor. Honor has been available to accompany victims and witnesses when needed to lower their stress and anxiety. She has provided services in over 43 cases to date, assisted with 50 victims, and has been an active participant at nine Victim Services Outreach events.
- ◆ In partnership with other agencies, the Office initiated implementation of a County-wide Fire Investigation Unit which included the establishment of structure, a protocol for operations and training standards for a collaborative approach to the investigation of fires.
- ◆ The change in process for eDiscovery will expand over the next fiscal year; this is crucial due to the number of items that are required to be discovered to defense. To date this fiscal year, 9,387 cases have been processed for a total of 299,658 items.
- ◆ To date this fiscal year, prosecutors made over 66,000 appearances in court. Of those appearances many are significant, timely or complex, such as: preliminary hearings, motions and trials. The Office's case management system has tracked 2,685 preliminary hearings, motions or trials to date. The most financially impactful types of cases for the County would be homicide cases.
- ◆ By the end of Fiscal Year 2015-2016, the office anticipates bringing approximately 14 homicide defendants' cases to a conclusion in a concerted effort to reduce the backlog of pending murder cases.

BUDGET YEAR 2016-2017 OBJECTIVES

- ◆ With the funding from the Strategic Technology initiative, the Department anticipates purchasing scanners to speed up the process of importing cases into the electronic document management system. The Department anticipates increasing the eDiscovery process for more efficient delivery.
- ◆ Continue implementation of the Fire Investigation Unit (FIU) to model collaboration between city and county law enforcement and fire agencies in order to establish the fiscal, professional and ethical benefits of this approach to fire investigation and arson prosecution.
- ◆ Reduce backlog of open homicide cases to honor the rights of crime victims and reduce county costs associated with lengthy pre-trial incarceration.
- ◆ Pursue grant opportunities that would enhance services to crime victims by placing specially trained and qualified victim advocates in positions to work more closely with victims of gang violence, elder abuse and/or where other gaps in services are identified. Expected results would include better delivery and connection to service providers, which would lead to increased willingness to cooperate with and participate in the criminal prosecution of offenders.

BUDGETS WITHIN THE DISTRICT ATTORNEY'S OFFICE INCLUDE:

- ◆ Criminal Division
- ◆ Arson Task Force
- ◆ Auto Insurance Fraud Prosecution
- ◆ Consumer Fraud Prosecution Program
- ◆ Criminal Division Asset Forfeiture
- ◆ Federal Asset Forfeiture
- ◆ Office of Traffic Safety Impaired Driver Vertical Prosecution Program
- ◆ Real Estate Fraud Prosecution
- ◆ Unserved/Underserved Victims Advocacy and Outreach Program
- ◆ Vertical Prosecution Block Grant
- ◆ Victim Compensation and Government Claims
- ◆ Victim Services Program

STANISLAUS COUNTY, CALIFORNIA
Budget Year 2016-2017
CRIMINAL JUSTICE/PUBLIC PROTECTION
Judicial



DISTRICT ATTORNEY—CRIMINAL DIVISION

Budget Unit 0100 0023100
 General Fund

SERVICES PROVIDED

The primary responsibility of the District Attorney is to see that justice is accomplished within the framework of the United States Constitution, the California Constitution, and the laws of the State of California. This office prosecutes adults and juveniles who violate California law, provides services to victims and witnesses to ensure their fair treatment within the criminal justice system, and provides training for law enforcement agencies and educational presentations for the community at large. The District Attorney works with local, State and Federal law enforcement/government agencies in an effort to more effectively meet the objectives of securing justice and protecting public safety.

| District Attorney - Criminal Division | | | | | |
|--|-----------------------------|--|--|--|--|
| Classification | 2014-2015 Actual | 2015-2016 Adopted Final Budget* | 2016-2017 Requested Proposed Budget | 2016-2017 Recommended Adjustments | 2016-2017 Recommended Proposed Budget |
| Taxes | \$0 | \$0 | \$0 | \$0 | \$0 |
| Licenses, Permits, Franchises | \$0 | \$0 | \$0 | \$0 | \$0 |
| Fines, Forfeitures, Penalties | \$1,628 | \$0 | \$0 | \$0 | \$0 |
| Revenue from use of Assets | \$0 | \$0 | \$0 | \$0 | \$0 |
| Intergovernmental Revenue | \$584,640 | \$1,007,800 | \$825,000 | \$0 | \$825,000 |
| Charges for Service | \$679,285 | \$332,161 | \$761,380 | \$0 | \$761,380 |
| Miscellaneous Revenue | \$22,462 | \$0 | \$500 | \$0 | \$500 |
| Other Financing Sources | \$180,886 | \$27,218 | \$0 | \$0 | \$0 |
| Total Revenue | \$1,468,901 | \$1,367,179 | \$1,586,880 | \$0 | \$1,586,880 |
| Salaries and Benefits | \$12,267,924 | \$12,641,799 | \$13,313,689 | \$466,551 | \$13,780,240 |
| Services and Supplies | \$988,719 | \$1,132,098 | \$1,185,401 | \$119,860 | \$1,305,261 |
| Other Charges | \$783,810 | \$921,875 | \$1,058,661 | \$0 | \$1,058,661 |
| Fixed Assets | | | | | |
| Equipment | \$107,282 | \$333,680 | \$216,000 | \$0 | \$216,000 |
| Other Financing Uses | \$0 | \$0 | \$0 | \$0 | \$0 |
| Equity | \$0 | \$0 | \$0 | \$0 | \$0 |
| Intrafund | \$240 | \$400 | \$100 | \$0 | \$100 |
| Contingencies | \$0 | \$357,220 | \$420,550 | \$0 | \$420,550 |
| Gross Costs | \$14,147,975 | \$15,387,072 | \$16,194,401 | \$586,411 | \$16,780,812 |
| Fund Balance | \$0 | \$0 | \$0 | \$0 | \$0 |
| Net County Cost | \$12,679,074 | \$14,019,893 | \$14,607,521 | \$586,411 | \$15,193,932 |

*Net county cost carryover savings included in the 2015-2016 Adopted Final Budget is \$0.

PROGRAM DISCUSSION

The proposed level of funding provides a base budget to support existing service levels delivered through the District Attorney – Criminal Division Budget, as well as expanded funding for the Board of Supervisors’ Public Safety Restoration program and support for certain unmet needs as identified by the Department.

The Board of Supervisors implemented a new Public Safety Restoration (PSR) program in Fiscal Year 2014-2015, intended to increase service levels provided through the District Attorney and other public safety departments. Total Phase I funding was approved up to \$4 million County-wide, of which the District Attorney received \$584,000 to support funding of four positions. Phase II PSR funding is

included within the 2016-2017 Recommended Proposed Budget, totaling \$6 million for all departments and \$876,000 for the District Attorney. Of this amount, \$455,450 is funded in the Department's base budget for previously filled positions, and \$420,550 is funded in departmental contingencies and will be transferred to operating accounts as positions are filled.

The Department is requesting to restore three positions with Phase II PSR funding, including one Attorney V position and two Criminal Investigator II positions. The Attorney V position and one Criminal Investigator II will be assigned to support investigations and prosecutions of gang and homicide cases, providing additional resources to address the most serious crimes committed within the community. There are currently over 130 defendants pending murder charges in Stanislaus County. The final Criminal Investigator II position will allow the Investigations Bureau to conduct additional forensic investigative work in support of general crimes and homicide investigators. There are currently only two forensic investigators working in law enforcement agencies within the County and the proliferation of electronic devices to conduct criminal activity has made it a necessity to have additional law enforcement officers trained to analyze these devices. The estimated annualized cost of the Attorney V position is \$117,500 with \$9,200 in anticipated one-time costs. The estimated annualized cost of each Criminal Investigator II position is \$132,500, with one-time costs of up to \$34,600.

The District Attorney has identified an unmet need of \$425,702 to fund three positions allocated in the Criminal Division, but perform functions in the Consumer Fraud Prosecution Unit: one Deputy District Attorney; one Criminal Investigator; and one Paralegal. Without this funding, the Department would no longer be able to support the long-standing Consumer Fraud Prosecution Program. In Fiscal Year 2006-2007, the Board of Supervisors funded one Deputy District Attorney and one Criminal Investigator position for the Consumer Fraud Prosecution Program, as well as to provide support for other prosecution and investigation efforts to include Environmental Protection. In Fiscal Year 2010-2011, a Special Revenue Fund was established to segregate the Consumer Fraud Prosecution Program fund. Revenue is secured for fines, settlements and reimbursements for the prosecution of consumer fraud. Most of the settlements collected are required to be used to fund prosecution of consumer fraud and cannot be absorbed into the Department's General Fund. The fund balance in the Consumer Fraud Prosecution Program provides reimbursement for salaries, benefits, and expenditures when funding is available. Since the source of revenue in this fund is variable, it is unknown if it will be adequate to reimburse all the assigned positions at sufficient levels in any given fiscal year. Each year the Department estimates that no revenue will be received due to the inconsistency of payouts and since it would be inappropriate to create the appearance of a prosecution quota. The budget each year is based on available fund balance. Matching costs for the salaries, benefits and expenditures are transferred from the General Fund budget to the Consumer Fraud Prosecution Program budget to more accurately account for the activity.

The Department is requesting that funding be included in the salary base budget of the District Attorney - Criminal Division as it has been since 2006 to ensure the Consumer Fraud Prosecution Program Unit positions are funded, regardless of the collection of Consumer Fraud revenue. Revenue, when received, is designated for reimbursement of the costs of the staff that have pursued civil and criminal remedies against companies and individuals whose conduct has harmed or threatens to harm consumers. Funding for the Consumer Fraud Prosecution Program was not included in the base budget for Budget Year 2016-2017 in recognition that the department has exhausted prior funding resources and would require a General Fund base budget adjustment of \$425,702 in order to maintain the program. It is recommended to fund the District Attorney's Consumer Fraud Prosecution Unit unmet need of \$425,702 one time in the 2016-2017 Budget Year. The Department has been requested to report back to the Board of Supervisors through a separate Agenda Item prior to the 2016-2017 Mid-Year Financial Report to summarize and present the fiscal and community service outcomes related to the ongoing operation of the program. If the Department's request for ongoing funding is not granted, the Department will request that Public Safety Restoration funds be used to ensure positions are not lost.

The Department's Bureau of Investigation continues to play a vital role for the successful prosecution of crimes. Investigators work closely with all local Law Enforcement agencies. It is imperative there is reliable communication between investigators and other agencies. The Department has identified an unmet need of \$128,914 to purchase Multiband Portable Radios that support VHF/UHF/800 MHz frequency bands. The three separate bands would allow the Bureau of Investigations staff to communicate with other local law enforcement agencies within and outside of Stanislaus County. This

is particularly important during emergency situations. It is being recommended to fund this one-time request with \$52,860 in additional appropriations to purchase radios that are similar in cost to other public safety departments within Stanislaus County.

The Department's Information Technology (IT) team continues to support staff, security and operations of the Department's network. In order to support the increasing data storage for media files and reports for each case, the Department has identified a one-time unmet need of \$67,000 for IT storage and software. With this request, Adobe Pro software will be deployed to all Department staff to further support the Department's move towards a paperless environment, while also gaining improved efficiencies in the process of searching and indexing complex electronic files.

The District Attorney is requesting a vacant Manager I/II position be reclassified to a Manager III to manage the Information Technology (IT) unit. The IT Unit has struggled without a manager with direct training and knowledge of IT practices and procedures. As the Unit continues to grow and the functions become more complex, a greater need for direct supervision has been identified. This Unit was previously assigned to a Chief Deputy District Attorney. The additional salary for the reclassified position is estimated at \$40,849 and will be funded with additional net county cost.

Public Safety Realignment was legislated by the State of California in AB 109 and was followed by the related financing structure, 2011 Realignment which established criminal justice funding for the Public Defender and District Attorney to offset costs associated with violation of parole and post release community supervision matters. These funds may be used to fund planning, implementation and training costs for those proceedings. These funds are received by the Auditor's Office and placed into Deferred Revenue. At the end of the fiscal year, the District Attorney transfers the funding for an Attorney's costs who conducts these hearings into the District Attorney's operating budget.

The District Attorney Department has a total fleet of 29 vehicles; of those 14 meet the minimum age and mileage requirements to be considered for replacement under the Fleet Services Policy. In cooperation with General Services Agency Fleet Services, the Department is requesting to replace five vehicles identified for replacement consideration in Budget Year 2016-2017. These vehicles are used by the District Attorney Criminal Investigation Bureau unit and are assigned to criminal investigators. These vehicles will be replaced with similar vehicles and options that are necessary for the environment in which the vehicles operate. The cost of the vehicles is estimated to total \$120,000 and is recommended to be funded with a contribution from the General Fund.

In addition, the Department is requesting to purchase one new vehicle as part of the Public Safety Restoration program. This vehicle will support the investigator position and will be consistent with existing vehicles and options that are necessary for the environment in which the vehicles operate in. The funding for this vehicle is in departmental contingencies which will be funded by the Public Safety Restoration funds.

UNFUNDED REQUESTED ADJUSTMENTS:

With the prosecution of major and multi-defendant cases, there has been a significant increase in the expenses for expert witnesses needed to support the evidence presented for convictions. The Department has identified an unmet need of \$260,000 to fund these anticipated additional costs. The request is expected to be one-time, for costs associated with complex multiple defendant, and multiple victim, homicide cases currently pending. Funding in the amount of \$260,000 has been included in Appropriations for Contingencies should these additional expenses materialize during Fiscal Year 2015-2016.

Due to the highly competitive job market for qualified Information Technology (IT) applicants, the Department has experienced difficulty in filling a vacant Software Developer position on an ongoing basis. Duties for this vacant position have been filled by leveraging the Department's existing contract with Atomogy, the primary vendor under contract to support the Integrated Criminal Justice Information System (ICJIS). The Department has requested additional funding totaling \$71,938 to allow the Department to overlap additional contracted software development services with the initial training period for the full-time Software Developer position. The request to provide overlapping services is intended to support the Department's goal of decreasing their reliance on contracted IT staff in the future. This request is not recommended for funding at this time.

The Department has requested \$24,500 in one-time funding to upgrade fire suppression systems in the Department's computer server room. This request is not recommended. Future consideration for this request will require the Department to coordinate analysis and input on this issue from the Fire Marshal, General Services Agency and CEO-Risk Management.

STAFFING IMPACTS

Total current authorized positions— 118

The Department is requesting to restore two unfunded Criminal Investigator II positions and one Attorney V position as part of Public Safety Restoration.

As part of the 2015-2016 Mid-Year Budget, the Department requested a classification study of one vacant Manager II position. With the restructure of the management team and as the Information Technology (IT) needs continue to grow and become more complex, the Department is requesting an IT Manager to provide the day to day management of the IT staff and projects.

RECOMMENDED PROPOSED BUDGET

It is recommended that a budget of \$16,780,812 be approved for District Attorney – Criminal Division. This budget is funded by \$1,586,880 in estimated department revenue and a \$15,193,932 contribution from the General Fund.

It is recommended to restore two unfunded Criminal Investigator II positions and one Attorney V position. It is also recommended to reclassify upward one Manager II to Manager III to act as the IT Manager.

Total recommended authorized positions— 121

STANISLAUS COUNTY, CALIFORNIA
Budget Year 2016-2017



CRIMINAL JUSTICE/PUBLIC PROTECTION
Judicial

DISTRICT ATTORNEY – ARSON TASK FORCE
(FIRE INVESTIGATION UNIT)

Budget Unit 1761 0023229
 Special Revenue Fund

SERVICES PROVIDED

The Arson Task Force budget was established to allow for the accounting and expenditure of donations received for equipment and other needed items for the multi-jurisdictional Arson Task Force. The budget unit was inactive until Fiscal Year 2015-2016 to correspond with the implementation of the Fire Investigation Unit. Under the leadership of the District Attorney’s Office, this program is a partnership with fire agencies and law enforcement. The Fire Investigation Unit (FIU) will continue to provide countywide fire investigation services.

FUND/CASH BALANCE

As of July 1, 2016, the District Attorney – Arson Task Force projects the fund balance to be \$524, as compared to the July 1, 2015 fund balance of \$524. The Department anticipates using \$524 of Fund Balance in Budget Year 2016-2017 for miscellaneous items. Cash is tracking similar to Fund Balance.

| District Attorney - Arson Task Force | | | | | |
|---|-------------------------|--|--|--|--|
| Classification | 2014-2015 Actual | 2015-2016 Adopted Final Budget* | 2016-2017 Requested Proposed Budget | 2016-2017 Recommended Adjustments | 2016-2017 Recommended Proposed Budget |
| Taxes | \$0 | \$0 | \$0 | \$0 | \$0 |
| Licenses, Permits, Franchises | \$0 | \$0 | \$0 | \$0 | \$0 |
| Fines, Forfeitures, Penalties | \$0 | \$0 | \$0 | \$0 | \$0 |
| Revenue from use of Assets | \$0 | \$0 | \$0 | \$0 | \$0 |
| Intergovernmental Revenue | \$0 | \$0 | \$0 | \$0 | \$0 |
| Charges for Service | \$0 | \$20,000 | \$58,670 | \$0 | \$58,670 |
| Miscellaneous Revenue | \$0 | \$0 | \$0 | \$0 | \$0 |
| Other Financing Sources | \$0 | \$0 | \$0 | \$0 | \$0 |
| Total Revenue | \$0 | \$20,000 | \$58,670 | \$0 | \$58,670 |
| Salaries and Benefits | \$0 | \$0 | \$0 | \$0 | \$0 |
| Services and Supplies | \$0 | \$20,524 | \$59,194 | \$0 | \$59,194 |
| Other Charges | \$0 | \$0 | \$0 | \$0 | \$0 |
| Fixed Assets | \$0 | \$0 | \$0 | \$0 | \$0 |
| Other Financing Uses | \$0 | \$0 | \$0 | \$0 | \$0 |
| Equity | \$0 | \$0 | \$0 | \$0 | \$0 |
| Intrafund | \$0 | \$0 | \$0 | \$0 | \$0 |
| Contingencies | \$0 | \$0 | \$0 | \$0 | \$0 |
| Gross Costs | \$0 | \$20,524 | \$59,194 | \$0 | \$59,194 |
| Fund Balance | \$0 | \$524 | \$524 | \$0 | \$524 |
| Net County Cost | \$0 | \$0 | \$0 | \$0 | \$0 |

*Net county cost carryover savings included in the 2015-2016 Adopted Final Budget is \$0.

PROGRAM DISCUSSION

At the proposed level of funding, the Department will not be able to fund all of the anticipated mandatory training and equipment needs to support the FIU. For Budget Year 2016-2017, the Stanislaus County Fire Authority authorized allocations to the FIU Budget Unit from the Less than County-Wide Fire Tax to cover operational costs of \$20,000, plus half of the money necessary for training and equipment in the amount of \$38,670. The need for additional funding will be discussed with the partner agencies of the Fire Investigation Unit.

STAFFING IMPACTS

Total current authorized positions— 0

RECOMMENDED PROPOSED BUDGET

It is recommended that a budget of \$59,194 be approved for District Attorney – Arson Task Force. This budget is funded by \$58,670 in estimated department revenue and \$524 in departmental fund balance.

Total recommended authorized positions— 0

STANISLAUS COUNTY, CALIFORNIA
Budget Year 2016-2017



CRIMINAL JUSTICE/PUBLIC PROTECTION
Judicial

DISTRICT ATTORNEY—AUTO INSURANCE FRAUD PROSECUTION

Budget Unit 1712 0023212
 Special Revenue Fund

SERVICES PROVIDED

The Auto Insurance Fraud program provides for the investigation and prosecution of those who knowingly commit automobile insurance fraud. This is a significant economic crime and the State Department of Insurance funds this program via assessments against the insurance industry.

FUND/CASH BALANCE

As of July 1, 2016, the District Attorney – Auto Insurance Fraud Prosecution projects the fund balance to be \$0, as compared to the July 1, 2015 fund balance of \$24,892. The variance is due to revenue received for a missing payment from a prior fiscal year.

As of July 1, 2016, the fund is projected to have a negative cash balance of \$37,644, as compared to the July 1, 2015 cash balance negative cash balance of \$90,037. The Department of Insurance issues reimbursement of claims filed for actual expenditures. This variance is due to the timing of reimbursements. The difference between fund balance and cash balance is due to the timing of revenue received.

| District Attorney - Auto Insurance Fraud Prosecution | | | | | |
|---|-----------------------------|--|--|--|--|
| Classification | 2014-2015 Actual | 2015-2016 Adopted Final Budget* | 2016-2017 Requested Proposed Budget | 2016-2017 Recommended Adjustments | 2016-2017 Recommended Proposed Budget |
| Taxes | \$0 | \$0 | \$0 | \$0 | \$0 |
| Licenses, Permits, Franchises | \$0 | \$0 | \$0 | \$0 | \$0 |
| Fines, Forfeitures, Penalties | \$0 | \$0 | \$0 | \$0 | \$0 |
| Revenue from use of Assets | \$0 | \$0 | \$0 | \$0 | \$0 |
| Intergovernmental Revenue | \$125,164 | \$200,288 | \$199,582 | \$0 | \$199,582 |
| Charges for Service | \$0 | \$0 | \$0 | \$0 | \$0 |
| Miscellaneous Revenue | \$0 | \$0 | \$0 | \$0 | \$0 |
| Other Financing Sources | \$0 | \$0 | \$0 | \$0 | \$0 |
| Total Revenue | \$125,164 | \$200,288 | \$199,582 | \$0 | \$199,582 |
| Salaries and Benefits | \$184,245 | \$187,648 | \$185,939 | \$0 | \$185,939 |
| Services and Supplies | \$17,818 | \$12,640 | \$13,643 | \$0 | \$13,643 |
| Other Charges | \$0 | \$0 | \$0 | \$0 | \$0 |
| Fixed Assets | \$0 | \$0 | \$0 | \$0 | \$0 |
| Other Financing Uses | \$0 | \$0 | \$0 | \$0 | \$0 |
| Equity | \$0 | \$0 | \$0 | \$0 | \$0 |
| Intrafund | \$0 | \$0 | \$0 | \$0 | \$0 |
| Contingencies | \$0 | \$0 | \$0 | \$0 | \$0 |
| Gross Costs | \$202,063 | \$200,288 | \$199,582 | \$0 | \$199,582 |
| Fund Balance | \$76,899 | \$0 | \$0 | \$0 | \$0 |
| Net County Cost | \$0 | \$0 | \$0 | \$0 | \$0 |

*Net county cost carryover savings included in the 2015-2016 Adopted Final Budget is \$0.

PROGRAM DISCUSSION

At the proposed level of funding, the Department can maintain the current service level of funding for a Criminal Investigator position, and approximately 30% reimbursement to the General Fund salary allocation for a Deputy District Attorney. The proposed level of funding will also provide training for the staff assigned to investigate and prosecute those who knowingly commit automobile insurance fraud. The budget unit has an allocated Paralegal position, which has remained vacant since funding from the grant became insufficient.

STAFFING IMPACTS

Total current authorized positions— 2

There are no requested changes to the current level of staffing.

RECOMMENDED PROPOSED BUDGET

It is recommended that a budget of \$199,582 be approved for District Attorney – Auto Insurance Fraud Prosecution. This budget is funded by \$199,582 in estimated department revenue.

Total recommended authorized positions— 2

STANISLAUS COUNTY, CALIFORNIA
Budget Year 2016-2017



CRIMINAL JUSTICE/PUBLIC PROTECTION
Judicial

DISTRICT ATTORNEY—CONSUMER FRAUD PROSECUTION PROGRAM

Budget Unit 177A 0023310
 Special Revenue Fund

SERVICES PROVIDED

The Consumer Fraud Unit of the District Attorney’s Office, consisting of one Deputy District Attorney, one Paralegal, and one Criminal Investigator, pursues civil and criminal remedies against companies and individuals whose conduct has harmed or threatens to harm consumers. Consumer-protection laws allow prosecutors to ensure that there is a level playing field for business owners and that consumers are not taken advantage of. In addition to Consumer Fraud prosecution, the assigned staff also pursues civil and criminal remedies against companies and individuals whose conduct has harmed or threatens to harm the environment. The budget unit revenue is from Consumer and Environmental Fraud.

FUND/CASH BALANCE

As of July 1, 2016, the District Attorney – Consumer Fraud Prosecution Program projects the fund balance to be \$89,519, as compared to the July 1, 2015 fund balance of \$402,863. The variance is due to the use of fund balance for salaries, benefits, and expenditures of staff assigned to the budget unit. The Department anticipates using \$89,519 of fund balance in Budget Year 2016-2017 for salaries and benefits expenditures of staff assigned to this budget. Cash is tracking similar to fund balance.

| District Attorney - Consumer Fraud | | | | | |
|---|-----------------------------|--|--|--|--|
| Classification | 2014-2015 Actual | 2015-2016 Adopted Final Budget* | 2016-2017 Requested Proposed Budget | 2016-2017 Recommended Adjustments | 2016-2017 Recommended Proposed Budget |
| Taxes | \$0 | \$0 | \$0 | \$0 | \$0 |
| Licenses, Permits, Franchises | \$0 | \$0 | \$0 | \$0 | \$0 |
| Fines, Forfeitures, Penalties | \$395,900 | \$0 | \$0 | \$0 | \$0 |
| Revenue from use of Assets | \$0 | \$0 | \$0 | \$0 | \$0 |
| Intergovernmental Revenue | \$0 | \$0 | \$0 | \$0 | \$0 |
| Charges for Service | \$0 | \$0 | \$0 | \$0 | \$0 |
| Miscellaneous Revenue | \$0 | \$0 | \$0 | \$0 | \$0 |
| Other Financing Sources | \$0 | \$0 | \$0 | \$0 | \$0 |
| Total Revenue | \$395,900 | \$0 | \$0 | \$0 | \$0 |
| Salaries and Benefits | \$223,534 | \$411,977 | \$89,519 | \$0 | \$89,519 |
| Services and Supplies | \$909 | \$5,500 | \$0 | \$0 | \$0 |
| Other Charges | \$0 | \$0 | \$0 | \$0 | \$0 |
| Fixed Assets | \$0 | \$0 | \$0 | \$0 | \$0 |
| Other Financing Uses | \$0 | \$0 | \$0 | \$0 | \$0 |
| Equity | \$0 | \$0 | \$0 | \$0 | \$0 |
| Intrafund | \$0 | \$0 | \$0 | \$0 | \$0 |
| Contingencies | \$0 | \$0 | \$0 | \$0 | \$0 |
| Gross Costs | \$224,443 | \$417,477 | \$89,519 | \$0 | \$89,519 |
| Fund Balance | (\$171,457) | \$417,477 | \$89,519 | \$0 | \$89,519 |
| Net County Cost | \$0 | \$0 | \$0 | \$0 | \$0 |

* Net county cost carryover savings included in the 2015-2016 Adopted Final Budget is \$0.

PROGRAM DISCUSSION

At the proposed level of funding, the Department will continue to pursue civil and criminal remedies against companies and individuals whose conduct has harmed or threatened to harm consumers and the environment. The fund balance in the Consumer Fraud Prosecution Program provides reimbursement for salaries, benefits, and expenditures when funding is available. Since the source of revenue in this fund is variable, it is unknown if it will be adequate to reimburse all the assigned positions at sufficient levels in any given fiscal year. Each year the Department estimates that no revenue will be received due to the inconsistency of payouts and since it would be inappropriate to create the appearance of a prosecution quota. The budget each year is based on available fund balance. Matching costs for the salaries, benefits and expenditures are transferred from the General Fund budget to the Consumer Fraud Prosecution Program budget to more accurately account for the activity.

There is a recommended adjustment in the District Attorney – Criminal Division budget for one time funding of \$425,702 to fund the salaries of one Deputy District Attorney, one Criminal Investigator and one Paralegal who work on the Consumer Fraud Prosecution. The Department has been requested to bring a separate Agenda Item prior to the 2016-2017 Mid-Year Financial Report to present the program and budget. If the Department’s request for ongoing funding is not granted, the Department will request that Public Safety Restoration funds be used to ensure positions are not lost.

STAFFING IMPACTS

Total current authorized positions— 0

RECOMMENDED PROPOSED BUDGET

It is recommended that a budget of \$89,519 be approved for the District Attorney – Consumer Fraud Prosecution Program. This budget is funded by \$89,519 in departmental fund balance.

Total recommended authorized positions— 0

STANISLAUS COUNTY, CALIFORNIA
Budget Year 2016-2017



CRIMINAL JUSTICE/PUBLIC PROTECTION
Judicial

DISTRICT ATTORNEY—CRIMINAL DIVISION ASSET FORFEITURE

Budget Unit 1771 0023271
 Special Revenue Fund

SERVICES PROVIDED

The District Attorney – Criminal Division Asset Forfeiture budget exists to collect and expend revenue received as a result of the asset forfeiture process, wherein convicted criminals’ property is forfeited and is distributed by formula to the various agencies (law enforcement, prosecution, etc.) that participated in the investigation and prosecution of the criminal. These funds are earmarked by law to support the prosecution process and must be expended in accordance with these regulations. The funds must remain in a separate budget unit.

FUND/CASH BALANCE

As of July 1, 2016, the District Attorney – Criminal Division Asset Forfeiture projects the fund balance to be \$37,752, as compared to the July 1, 2015 fund balance of \$38,250. The variance is due to the use of fund balance for training and travel expenditures. The Department anticipates using \$9,619 of fund balance in Budget Year 2016-2017 for training and travel expenditures. Cash is tracking similar to fund balance.

| District Attorney - Criminal Division Asset Forfeiture | | | | | |
|---|-----------------------------|--|--|--|--|
| Classification | 2014-2015 Actual | 2015-2016 Adopted Final Budget* | 2016-2017 Requested Proposed Budget | 2016-2017 Recommended Adjustments | 2016-2017 Recommended Proposed Budget |
| Taxes | \$0 | \$0 | \$0 | \$0 | \$0 |
| Licenses, Permits, Franchises | \$0 | \$0 | \$0 | \$0 | \$0 |
| Fines, Forfeitures, Penalties | \$0 | \$0 | \$0 | \$0 | \$0 |
| Revenue from use of Assets | \$0 | \$0 | \$0 | \$0 | \$0 |
| Intergovernmental Revenue | \$0 | \$0 | \$0 | \$0 | \$0 |
| Charges for Service | \$0 | \$0 | \$0 | \$0 | \$0 |
| Miscellaneous Revenue | \$19,535 | \$0 | \$0 | \$0 | \$0 |
| Other Financing Sources | \$0 | \$0 | \$0 | \$0 | \$0 |
| Total Revenue | \$19,535 | \$0 | \$0 | \$0 | \$0 |
| Salaries and Benefits | \$0 | \$0 | \$0 | \$0 | \$0 |
| Services and Supplies | \$1,303 | \$5,000 | \$9,619 | \$0 | \$9,619 |
| Other Charges | \$0 | \$0 | \$0 | \$0 | \$0 |
| Fixed Assets | \$0 | \$0 | \$0 | \$0 | \$0 |
| Other Financing Uses | \$0 | \$0 | \$0 | \$0 | \$0 |
| Equity | \$0 | \$0 | \$0 | \$0 | \$0 |
| Intrafund | \$0 | \$0 | \$0 | \$0 | \$0 |
| Contingencies | \$0 | \$0 | \$0 | \$0 | \$0 |
| Gross Costs | \$1,303 | \$5,000 | \$9,619 | \$0 | \$9,619 |
| Fund Balance | (\$18,232) | \$5,000 | \$9,619 | \$0 | \$9,619 |
| Net County Cost | \$0 | \$0 | \$0 | \$0 | \$0 |

*Net county cost carryover savings included in the 2015-2016 Adopted Final Budget is \$0.

PROGRAM DISCUSSION

At the proposed level of funding, the Department can support the prosecution process and fund balance will be expended to cover expenditures. Since receipt of revenue is inconsistent, only existing fund balance will be used in Budget Year 2016-2017.

STAFFING IMPACTS

Total current authorized positions— 0

RECOMMENDED PROPOSED BUDGET

It is recommended that a budget of \$9,619 be approved for District Attorney – Criminal Division Asset Forfeiture. This budget is funded by \$9,619 in departmental fund balance.

Total recommended authorized positions— 0

STANISLAUS COUNTY, CALIFORNIA
Budget Year 2016-2017



CRIMINAL JUSTICE/PUBLIC PROTECTION
Judicial

DISTRICT ATTORNEY—FEDERAL ASSET FORFEITURE

Budget Unit 1707 0023207
 Special Revenue Fund

SERVICES PROVIDED

This budget exists to collect and expend revenue received as a result of the Federal asset forfeiture process, wherein convicted criminals' property is forfeited and is distributed by formula to the various agencies (law enforcement, prosecution, etc.) that participated in the investigation and prosecution of the criminal. These funds are earmarked by law to support the prosecution process and must be expended in accordance with these regulations. These funds can be used for expenditures to provide specialized training, software upgrades, and other miscellaneous costs in support of the prosecution process. The funds must remain in a separate budget unit.

FUND/CASH BALANCE

As of July 1, 2016, the District Attorney – Federal Asset Forfeiture projects the fund balance to be \$0, as compared to the July 1, 2015 fund balance of \$4,626. Cash is tracking similar to fund balance.

| District Attorney - Federal Asset Forfeiture | | | | | |
|---|-------------------------|--|--|--|--|
| Classification | 2014-2015 Actual | 2015-2016 Adopted Final Budget* | 2016-2017 Requested Proposed Budget | 2016-2017 Recommended Adjustments | 2016-2017 Recommended Proposed Budget |
| Taxes | \$0 | \$0 | \$0 | \$0 | \$0 |
| Licenses, Permits, Franchises | \$0 | \$0 | \$0 | \$0 | \$0 |
| Fines, Forfeitures, Penalties | \$0 | \$0 | \$0 | \$0 | \$0 |
| Revenue from use of Assets | \$29 | \$0 | \$0 | \$0 | \$0 |
| Intergovernmental Revenue | \$0 | \$0 | \$0 | \$0 | \$0 |
| Charges for Service | \$0 | \$0 | \$0 | \$0 | \$0 |
| Miscellaneous Revenue | \$0 | \$0 | \$0 | \$0 | \$0 |
| Other Financing Sources | \$0 | \$0 | \$0 | \$0 | \$0 |
| Total Revenue | \$29 | \$0 | \$0 | \$0 | \$0 |
| Salaries and Benefits | \$0 | \$0 | \$0 | \$0 | \$0 |
| Services and Supplies | \$0 | \$4,600 | \$0 | \$0 | \$0 |
| Other Charges | \$0 | \$0 | \$0 | \$0 | \$0 |
| Fixed Assets | \$0 | \$0 | \$0 | \$0 | \$0 |
| Other Financing Uses | \$0 | \$0 | \$0 | \$0 | \$0 |
| Equity | \$0 | \$0 | \$0 | \$0 | \$0 |
| Intrafund | \$0 | \$0 | \$0 | \$0 | \$0 |
| Contingencies | \$0 | \$0 | \$0 | \$0 | \$0 |
| Gross Costs | \$0 | \$4,600 | \$0 | \$0 | \$0 |
| Fund Balance | (\$29) | \$4,600 | \$0 | \$0 | \$0 |
| Net County Cost | \$0 | \$0 | \$0 | \$0 | \$0 |

*Net county cost carryover savings included in the 2015-2016 Adopted Final Budget is \$0.

PROGRAM DISCUSSION

The Department does not anticipate estimated revenue or expenditures in this budget for Budget Year 2016-2017.

STAFFING IMPACTS

Total current authorized positions— 0

RECOMMENDED PROPOSED BUDGET

There are no appropriations recommended for the District Attorney – Federal Asset Forfeiture budget for Budget Year 2016-2017.

Total recommended authorized positions— 0

STANISLAUS COUNTY, CALIFORNIA
Budget Year 2016-2017

CRIMINAL JUSTICE/PUBLIC PROTECTION
Judicial



**DISTRICT ATTORNEY—OFFICE OF TRAFFIC SAFETY IMPAIRED DRIVER
VERTICAL PROSECUTION PROGRAM**

Budget Unit 1678 0023209
Special Revenue Fund

SERVICES PROVIDED

The District Attorney's Impaired Driver Vertical Prosecution Program is funded by a grant administered through the Office of Traffic Safety. This grant was first awarded to the District Attorney's Office in 2011. Two Deputy District Attorneys are assigned to vertically prosecute all vehicular manslaughter cases, all felony Driving Under the Influence (DUI) cases, all DUI Drug cases, and as many misdemeanor DUIs as their caseload allows. The attorneys provide guidance to the other prosecutors in the office on reviewing DUI and DUI Drug cases for issuance and have instructed the other prosecutors to send them all DUI Drug cases. The prosecutors work with the law enforcement community to share resources for investigations and they also provide community outreach regarding the dangers of driving after consuming alcohol or other drugs. In addition, the District Attorney's Office has provided an on-call protocol for law enforcement agencies to contact a prosecutor for collisions involving fatalities. A part-time extra help Criminal Investigator is also assigned to and funded by the grant.

FUND/CASH BALANCE

As of July 1, 2016, the District Attorney – Office of Traffic Safety Impaired Driver Vertical Prosecution Program projects the fund balance to be \$0, as compared to the July 1, 2015 negative fund balance of \$16,242. The variance is due to the timing of revenues received; this grant is accounted for on the Federal fiscal year.

As of July 1, 2016, the fund is projected to have a negative cash balance of \$81,502, as compared to the July 1, 2015 negative cash balance of \$75,270. The variance is due to the timing of reimbursement of claims for this is a Federal grant, as well as the difference between fund balance and cash balance.

| District Attorney - Impaired Driver Vertical Prosecution | | | | | |
|---|-----------------------------|--|--|--|--|
| Classification | 2014-2015 Actual | 2015-2016 Adopted Final Budget* | 2016-2017 Requested Proposed Budget | 2016-2017 Recommended Adjustments | 2016-2017 Recommended Proposed Budget |
| Taxes | \$0 | \$0 | \$0 | \$0 | \$0 |
| Licenses, Permits, Franchises | \$0 | \$0 | \$0 | \$0 | \$0 |
| Fines, Forfeitures, Penalties | \$0 | \$0 | \$0 | \$0 | \$0 |
| Revenue from use of Assets | \$0 | \$0 | \$0 | \$0 | \$0 |
| Intergovernmental Revenue | \$301,026 | \$340,528 | \$83,267 | \$0 | \$83,267 |
| Charges for Service | \$0 | \$0 | \$0 | \$0 | \$0 |
| Miscellaneous Revenue | \$0 | \$0 | \$0 | \$0 | \$0 |
| Other Financing Sources | \$0 | \$0 | \$0 | \$0 | \$0 |
| Total Revenue | \$301,026 | \$340,528 | \$83,267 | \$0 | \$83,267 |
| Salaries and Benefits | \$311,017 | \$330,220 | \$83,267 | \$0 | \$83,267 |
| Services and Supplies | \$4,694 | \$10,308 | \$0 | \$0 | \$0 |
| Other Charges | \$0 | \$0 | \$0 | \$0 | \$0 |
| Fixed Assets | \$0 | \$0 | \$0 | \$0 | \$0 |
| Other Financing Uses | \$0 | \$0 | \$0 | \$0 | \$0 |
| Equity | \$0 | \$0 | \$0 | \$0 | \$0 |
| Intrafund | \$0 | \$0 | \$0 | \$0 | \$0 |
| Contingencies | \$0 | \$0 | \$0 | \$0 | \$0 |
| Gross Costs | \$315,711 | \$340,528 | \$83,267 | \$0 | \$83,267 |
| Fund Balance | \$14,685 | \$0 | \$0 | \$0 | \$0 |
| Net County Cost | \$0 | \$0 | \$0 | \$0 | \$0 |

*Net county cost carryover savings included in the 2015-2016 Adopted Final Budget is \$0.

PROGRAM DISCUSSION

The funding for this budget is received on a Federal fiscal year, which will end September 2016. The Department can maintain the first quarter of services for two Deputy District Attorney positions and a part-time Criminal Investigator. An application has been submitted to the Office of Traffic Safety and is expected to be awarded prior to Final Budget.

STAFFING IMPACTS

Total current authorized positions— 2

There are no requested changes to the current level of staffing.

RECOMMENDED PROPOSED BUDGET

It is recommended that a budget of \$83,267 be approved for District Attorney – Impaired Driver Vertical Prosecution. This budget is funded by \$83,267 in estimated department revenue.

Total recommended authorized positions— 2

STANISLAUS COUNTY, CALIFORNIA
Budget Year 2016-2017



CRIMINAL JUSTICE/PUBLIC PROTECTION
Judicial

DISTRICT ATTORNEY—REAL ESTATE FRAUD PROSECUTION

Budget Unit 1776 0023276
 Special Revenue Fund

SERVICES PROVIDED

The District Attorney – Real Estate Fraud budget is dedicated to the investigation and prosecution of real estate fraud. Real estate fraud is a multi-million dollar “criminal industry” in California, especially in areas where property is bought and sold at a premium. Frequently, the cases involve multiple victims. Emphasis is placed on fraud against individuals whose residences are in danger of, or are in, foreclosure. Successful investigation and prosecution requires dedicated personnel with the training and ability to deal with the complex nature of this type of fraud. Local law enforcement agencies do not have the expertise or resources necessary to handle these types of investigations.

FUND/CASH BALANCE

As of July 1, 2016, the District Attorney – Real Estate Fraud Prosecution projects the fund balance to be \$224,550, as compared to the July 1, 2015 fund balance of \$238,583. The variance is due to the use of approximately \$14,022 in fund balance for the salaries and benefits expenditures of staff assigned to this budget unit, due to a decrease in anticipated revenue for Fiscal Year 2015-2016. Cash is tracking similar to fund balance.

| District Attorney - Real Estate Fraud | | | | | |
|--|-------------------------|--|--|--|--|
| Classification | 2014-2015 Actual | 2015-2016 Adopted Final Budget* | 2016-2017 Requested Proposed Budget | 2016-2017 Recommended Adjustments | 2016-2017 Recommended Proposed Budget |
| Taxes | \$0 | \$0 | \$0 | \$0 | \$0 |
| Licenses, Permits, Franchises | \$0 | \$0 | \$0 | \$0 | \$0 |
| Fines, Forfeitures, Penalties | \$0 | \$0 | \$0 | \$0 | \$0 |
| Revenue from use of Assets | \$0 | \$0 | \$0 | \$0 | \$0 |
| Intergovernmental Revenue | \$0 | \$17,196 | \$15,000 | \$0 | \$15,000 |
| Charges for Service | \$211,486 | \$195,000 | \$195,000 | \$0 | \$195,000 |
| Miscellaneous Revenue | \$0 | \$0 | \$0 | \$0 | \$0 |
| Other Financing Sources | \$0 | \$0 | \$0 | \$0 | \$0 |
| Total Revenue | \$211,486 | \$212,196 | \$210,000 | \$0 | \$210,000 |
| Salaries and Benefits | \$339,233 | \$347,948 | \$352,948 | \$0 | \$352,948 |
| Services and Supplies | \$3,536 | \$17,363 | \$10,167 | \$0 | \$10,167 |
| Other Charges | \$0 | \$0 | \$0 | \$0 | \$0 |
| Fixed Assets | \$0 | \$0 | \$0 | \$0 | \$0 |
| Other Financing Uses | \$0 | \$0 | \$0 | \$0 | \$0 |
| Equity | \$0 | \$0 | \$0 | \$0 | \$0 |
| Intrafund | \$0 | \$0 | \$0 | \$0 | \$0 |
| Contingencies | \$0 | \$0 | \$0 | \$0 | \$0 |
| Gross Costs | \$342,769 | \$365,311 | \$363,115 | \$0 | \$363,115 |
| Fund Balance | (\$21,832) | \$0 | \$0 | \$0 | \$0 |
| Net County Cost | \$153,115 | \$153,115 | \$153,115 | \$0 | \$153,115 |

*Net county cost carryover savings included in the 2015-2016 Adopted Final Budget is \$0.

PROGRAM DISCUSSION

At the proposed level of funding, the Department can maintain current levels of service for one Deputy District Attorney, one Criminal Investigator and a part-time contracted real estate consultant. This unit is funded primarily by fees charged for various real estate transactions.

STAFFING IMPACTS

Total current authorized positions— 2

There are no requested changes to the current level of staffing.

RECOMMENDED PROPOSED BUDGET

It is recommended that a budget of \$363,115 be approved for District Attorney – Real Estate Fraud. This budget is funded by \$210,000 in estimated department revenue and a contribution of \$153,115 from the General Fund.

Total recommended authorized positions— 2



DISTRICT ATTORNEY—UNSERVED/UNDERSERVED VICTIMS ADVOCACY AND OUTREACH PROGRAM

Budget Unit 1686 0023208
Special Revenue Fund

SERVICES PROVIDED

The District Attorney – Unserved/Underserved Victims Advocacy and Outreach Program previously provided advocacy and outreach for the unserved and underserved victims of crime in the community, specifically, elders and dependent adults. This program replaced the Elder Abuse Advocacy and Outreach Program beginning in October of 2010. In 2016, an application was made to provide outreach services to victims of gang violence. In addition, an application has been made for Elder Abuse prosecution and outreach.

The Unserved/Underserved Victims Advocacy and Outreach Program will now focus on providing advocacy and outreach for the unserved and underserved victims of crime, specifically victims of gang violence. The purpose of this program is to help these victims obtain knowledge of their rights, access to services, and realize the benefits of working with an advocate. Outreach, education, training and engagement will be important components in a plan to better serve this underserved population.

FUND/CASH BALANCE

As of July 1, 2016, the District Attorney – Unserved/Underserved Victims Advocacy and Outreach Program projects the fund balance to be \$0, as compared to the July 1, 2015 fund balance of \$10,682. The variance is due to the use of fund balance for salaries and benefits expenditures for the advocate assigned to this budget unit.

As of July 1, 2016, the fund is projected to have a negative cash balance of \$21,611, as compared to the July 1, 2015 negative cash balance of \$8,925. The variance is due to the timing of revenue received, and the difference between cash and fund balance is caused by claims for reimbursement that are submitted quarterly for this Federal Grant.

| District Attorney - Unserved/Underserved Victim Advocacy and Outreach Program | | | | | |
|--|-----------------------------|--|--|--|--|
| Classification | 2014-2015 Actual | 2015-2016 Adopted Final Budget* | 2016-2017 Requested Proposed Budget | 2016-2017 Recommended Adjustments | 2016-2017 Recommended Proposed Budget |
| Taxes | \$0 | \$0 | \$0 | \$0 | \$0 |
| Licenses, Permits, Franchises | \$0 | \$0 | \$0 | \$0 | \$0 |
| Fines, Forfeitures, Penalties | \$0 | \$0 | \$0 | \$0 | \$0 |
| Revenue from use of Assets | \$0 | \$0 | \$0 | \$0 | \$0 |
| Intergovernmental Revenue | \$138,417 | \$117,828 | \$0 | \$0 | \$0 |
| Charges for Service | \$0 | \$0 | \$0 | \$0 | \$0 |
| Miscellaneous Revenue | \$0 | \$0 | \$0 | \$0 | \$0 |
| Other Financing Sources | \$0 | \$0 | \$0 | \$0 | \$0 |
| Total Revenue | \$138,417 | \$117,828 | \$0 | \$0 | \$0 |
| Salaries and Benefits | \$74,038 | \$74,038 | \$0 | \$0 | \$0 |
| Services and Supplies | \$53,552 | \$43,790 | \$0 | \$0 | \$0 |
| Other Charges | \$0 | \$0 | \$0 | \$0 | \$0 |
| Fixed Assets | \$0 | \$0 | \$0 | \$0 | \$0 |
| Other Financing Uses | \$0 | \$0 | \$0 | \$0 | \$0 |
| Equity | \$0 | \$0 | \$0 | \$0 | \$0 |
| Intrafund | \$0 | \$0 | \$0 | \$0 | \$0 |
| Contingencies | \$0 | \$0 | \$0 | \$0 | \$0 |
| Gross Costs | \$127,590 | \$117,828 | \$0 | \$0 | \$0 |
| Fund Balance | (\$10,827) | \$0 | \$0 | \$0 | \$0 |
| Net County Cost | \$0 | \$0 | \$0 | \$0 | \$0 |

*Net county cost carryover savings included in the 2015-2016 Adopted Final Budget is \$0.

PROGRAM DISCUSSION

Every five years the California Governor’s Office of Emergency Services requires a competitive Request for Proposal for an additional five years of funding. The Department has submitted the Request for Proposal for funding for Budget Year 2016-2017 through Budget Year 2017-2018. In a separate agenda item to the Board of Supervisors, the Department will request the approval to accept the grant and establish the budget. It is anticipated that the grant will provide additional funding to support another Victim Advocate, related training and outreach expenditures. As with previous requirements, the grant requires a county cash and/or in-kind match of 20% of the total project cost.

STAFFING IMPACTS

Total current authorized positions— 1

There are no recommended changes to the current level of staffing.

RECOMMENDED PROPOSED BUDGET

There are no appropriations recommended for the District Attorney – Unserved/Underserved Victim Advocacy and Outreach Program budget for Budget Year 2016-2017.

Total recommended authorized positions— 1

STANISLAUS COUNTY, CALIFORNIA
Budget Year 2016-2017



CRIMINAL JUSTICE/PUBLIC PROTECTION
Judicial

DISTRICT ATTORNEY—VERTICAL PROSECUTION BLOCK GRANT

Budget Unit 1775 0023275
 Special Revenue Fund

SERVICES PROVIDED

The District Attorney – Vertical Prosecution Block Grant provided funding options in five areas: Career Criminal, Major Narcotic Vendor, Elder Abuse, Child Abuse, and Statutory Rape. The Department has used the funding to investigate and prosecute child abuse, career criminal and major narcotic vendor cases in prior years. However, in Fiscal Year 2010-2011, while the grant itself was extended to allow allocated funding to be expended, no new funding was provided. This grant was funded by Vehicle License Fees (VLF), transferred to the Local Safety and Protection Account (LSPA) fund source and administered by the California Emergency Management Agency (Cal EMA), formerly the Office of Emergency Services (OES).

CASH/FUND BALANCE

As of July 1, 2016, the District Attorney – Vertical Prosecution Block Grant projects the fund balance to be \$0, as compared to the July 1, 2015 fund balance of \$4,959. The variance is due to salary and benefits expenditures moved to the correct budget unit. Cash is tracking similar to fund balance.

| District Attorney - Vertical Prosecution Block Grant | | | | | |
|---|-----------------------------|--|--|--|--|
| Classification | 2014-2015 Actual | 2015-2016 Adopted Final Budget* | 2016-2017 Requested Proposed Budget | 2016-2017 Recommended Adjustments | 2016-2017 Recommended Proposed Budget |
| Taxes | \$0 | \$0 | \$0 | \$0 | \$0 |
| Licenses, Permits, Franchises | \$0 | \$0 | \$0 | \$0 | \$0 |
| Fines, Forfeitures, Penalties | \$0 | \$0 | \$0 | \$0 | \$0 |
| Revenue from use of Assets | \$0 | \$0 | \$0 | \$0 | \$0 |
| Intergovernmental Revenue | \$0 | \$0 | \$0 | \$0 | \$0 |
| Charges for Service | \$0 | \$0 | \$0 | \$0 | \$0 |
| Miscellaneous Revenue | \$0 | \$0 | \$0 | \$0 | \$0 |
| Other Financing Sources | \$0 | \$0 | \$0 | \$0 | \$0 |
| Total Revenue | \$0 | \$0 | \$0 | \$0 | \$0 |
| Salaries and Benefits | \$0 | \$0 | \$0 | \$0 | \$0 |
| Services and Supplies | \$0 | \$0 | \$0 | \$0 | \$0 |
| Other Charges | \$0 | \$0 | \$0 | \$0 | \$0 |
| Fixed Assets | \$0 | \$0 | \$0 | \$0 | \$0 |
| Other Financing Uses | \$0 | \$0 | \$0 | \$0 | \$0 |
| Equity | \$0 | \$0 | \$0 | \$0 | \$0 |
| Intrafund | \$0 | \$0 | \$0 | \$0 | \$0 |
| Contingencies | \$0 | \$0 | \$0 | \$0 | \$0 |
| Gross Costs | \$0 | \$0 | \$0 | \$0 | \$0 |
| Fund Balance | \$0 | \$0 | \$0 | \$0 | \$0 |
| Net County Cost | \$0 | \$0 | \$0 | \$0 | \$0 |

*Net county cost carryover savings included in the 2015-2016 Adopted Final Budget is \$0.

PROGRAM DISCUSSION

No funding is anticipated in Budget Year 2016-2017 for this program. This budget unit is no longer active, however based on State requirements, the County is required to report on the budget unit for three years after it is no longer in use.

STAFFING IMPACTS

Total current authorized positions— 0

RECOMMENDED PROPOSED BUDGET

There are no appropriations recommended for the District Attorney – Vertical Prosecution Block Grant budget for Budget Year 2016-2017.

Total recommended authorized positions— 0

STANISLAUS COUNTY, CALIFORNIA
Budget Year 2016-2017



CRIMINAL JUSTICE/PUBLIC PROTECTION
Judicial

DISTRICT ATTORNEY—VICTIM COMPENSATION AND GOVERNMENT CLAIMS

Budget Unit 1710 0023220
 Special Revenue Fund

SERVICES PROVIDED

The Victim Compensation and Government Claims program works with the Courts, Probation, and law enforcement to claim restitution from the convicted perpetrators of crimes. This program is substantially funded through a contract with the State Victims Compensation and Government Claims Board (formerly known as the Board of Control).

CASH/FUND BALANCE

As of July 1, 2016, the District Attorney – Victim Compensation and Government Claims projects the fund balance to be \$0, as compared to the July 1, 2015 fund balance of \$0.

As of July 1, 2016, the fund is projected to have a negative cash balance of \$11,214, as compared to the July 1, 2015 negative cash balance of \$42,684. The variance is due to the timing of revenue received, and the difference between fund balance and cash balance is tied to reimbursements for this budget, which are in arrears.

| District Attorney - Victim Compensation & Government Claims | | | | | |
|--|-----------------------------|--|--|--|--|
| Classification | 2014-2015 Actual | 2015-2016 Adopted Final Budget* | 2016-2017 Requested Proposed Budget | 2016-2017 Recommended Adjustments | 2016-2017 Recommended Proposed Budget |
| Taxes | \$0 | \$0 | \$0 | \$0 | \$0 |
| Licenses, Permits, Franchises | \$0 | \$0 | \$0 | \$0 | \$0 |
| Fines, Forfeitures, Penalties | \$0 | \$0 | \$0 | \$0 | \$0 |
| Revenue from use of Assets | \$0 | \$0 | \$0 | \$0 | \$0 |
| Intergovernmental Revenue | \$63,853 | \$63,853 | \$63,853 | \$0 | \$63,853 |
| Charges for Service | \$0 | \$0 | \$0 | \$0 | \$0 |
| Miscellaneous Revenue | \$0 | \$0 | \$0 | \$0 | \$0 |
| Other Financing Sources | \$0 | \$0 | \$0 | \$0 | \$0 |
| Total Revenue | \$63,853 | \$63,853 | \$63,853 | \$0 | \$63,853 |
| Salaries and Benefits | \$63,852 | \$63,853 | \$63,853 | \$23,027 | \$86,880 |
| Services and Supplies | \$0 | \$0 | \$0 | \$0 | \$0 |
| Other Charges | \$0 | \$0 | \$0 | \$0 | \$0 |
| Fixed Assets | \$0 | \$0 | \$0 | \$0 | \$0 |
| Other Financing Uses | \$0 | \$0 | \$0 | \$0 | \$0 |
| Equity | \$0 | \$0 | \$0 | \$0 | \$0 |
| Intrafund | \$0 | \$0 | \$0 | \$0 | \$0 |
| Contingencies | \$0 | \$0 | \$0 | \$0 | \$0 |
| Gross Costs | \$63,852 | \$63,853 | \$63,853 | \$23,027 | \$86,880 |
| Fund Balance | (\$1) | \$0 | \$0 | \$0 | \$0 |
| Net County Cost | \$0 | \$0 | \$0 | \$23,027 | \$23,027 |

*Net county cost carryover savings included in the 2015-2016 Adopted Final Budget is \$0.

PROGRAM DISCUSSION

At the proposed level of funding, the Department can maintain current levels of service. Over the years, the funding awarded through this budget has remained stable while salaries and benefits have increased. Historically the General Fund has funded the increase for the salary for the one Paralegal III position. It is recommended that the appropriations of \$23,027 be transferred from the District Attorney – Criminal Division budget to the District Attorney – Victim Compensation & Government Claims budget, resulting in a neutral cost to the General Fund.

The service provided is very important to victims and it is essential to maintain the current position.

STAFFING IMPACTS

Total current authorized positions— 1

There are no requested changes to the current level of staffing.

RECOMMENDED PROPOSED BUDGET

It is recommended that a budget of \$86,880 be approved for District Attorney – Victim Compensation and Government Claims. This budget is funded by \$63,853 in estimated department revenue and a \$23,027 contribution from the General Fund.

Total recommended authorized positions— 1

STANISLAUS COUNTY, CALIFORNIA
Budget Year 2016-2017

CRIMINAL JUSTICE/PUBLIC PROTECTION
Judicial



DISTRICT ATTORNEY—VICTIM SERVICES PROGRAM

Budget Unit 1714 0023214
Special Revenue Fund

SERVICES PROVIDED

The Victim Services Program, in its 36th year of operation, is funded through State penalty assessment funds levied on convicted criminals and also from the Federal Victims of Crime Act (VOCA) funds. The funding is administered through the California Governor's Office of Emergency Services Agency (Cal OES), formerly the California Emergency Management Agency (Cal EMA). Under the Victim Witness Assistance Grant, program staff provide mandated services which include crisis intervention and peer counseling, emergency assistance, court escort, criminal justice orientation, assistance with applications for compensation, restitution assistance, property return, case status/disposition, referral information, public educational presentations, training to service providers and others.

The Victim Witness Assistance Grant requires the provision of 14 distinct services offered to victims of all types of crime. The mandate precludes the District Attorney from selecting only certain services or only offering services to victims of certain crime types based on funding constraints.

FUND/CASH BALANCE

As of July 1, 2016, the District Attorney – Victim Services Program projects the fund balance to be \$0, as compared to the July 1, 2015 fund balance of \$6,781. The variance is due to the use of fund balance for salaries and benefits expenditures for staff assigned to the program, but not fully supported by grant funds.

As of July 1, 2016, the fund is projected to have a negative cash balance of \$93,928, as compared to the July 1, 2015 negative cash balance of \$95,913. Reimbursements for this budget are made in arrears. The difference between fund balance and cash balance is due to the timing of revenue received.

| District Attorney - Victim Services Program | | | | | |
|--|-----------------------------|--|--|--|--|
| Classification | 2014-2015 Actual | 2015-2016 Adopted Final Budget* | 2016-2017 Requested Proposed Budget | 2016-2017 Recommended Adjustments | 2016-2017 Recommended Proposed Budget |
| Taxes | \$0 | \$0 | \$0 | \$0 | \$0 |
| Licenses, Permits, Franchises | \$0 | \$0 | \$0 | \$0 | \$0 |
| Fines, Forfeitures, Penalties | \$0 | \$0 | \$0 | \$0 | \$0 |
| Revenue from use of Assets | \$0 | \$0 | \$0 | \$0 | \$0 |
| Intergovernmental Revenue | \$344,122 | \$353,681 | \$375,711 | \$0 | \$375,711 |
| Charges for Service | \$0 | \$0 | \$0 | \$0 | \$0 |
| Miscellaneous Revenue | \$0 | \$0 | \$0 | \$0 | \$0 |
| Other Financing Sources | \$0 | \$0 | \$0 | \$0 | \$0 |
| Total Revenue | \$344,122 | \$353,681 | \$375,711 | \$0 | \$375,711 |
| Salaries and Benefits | \$338,763 | \$346,311 | \$359,534 | \$0 | \$359,534 |
| Services and Supplies | \$10,485 | \$10,698 | \$19,505 | (\$3,328) | \$16,177 |
| Other Charges | \$0 | \$0 | \$0 | \$0 | \$0 |
| Fixed Assets | \$0 | \$0 | \$0 | \$0 | \$0 |
| Other Financing Uses | \$0 | \$0 | \$0 | \$0 | \$0 |
| Equity | \$0 | \$0 | \$0 | \$0 | \$0 |
| Intrafund | \$0 | \$0 | \$0 | \$0 | \$0 |
| Contingencies | \$0 | \$0 | \$0 | \$0 | \$0 |
| Gross Costs | \$349,248 | \$357,009 | \$379,039 | (\$3,328) | \$375,711 |
| Fund Balance | \$1,798 | \$0 | \$0 | \$0 | \$0 |
| Net County Cost | \$3,328 | \$3,328 | \$3,328 | (\$3,328) | \$0 |

*Net county cost carryover savings included in the 2015-2016 Adopted Final Budget is \$0.

PROGRAM DISCUSSION

At the proposed level of funding, the Department can maintain the current service levels and training for staff assigned to this budget. The Department received additional funding in the last two months of the 2015-2016 Fiscal Year. It is anticipated that the same increase in revenue will be received for Budget Year 2016-2017. If this anticipated increase is received, the Department will make a budget adjustment in the 2016-2017 Final Budget. The District Attorney is requesting and it is recommended to eliminate the Net County Cost of \$3,328 that has been received in previous fiscal years.

STAFFING IMPACTS

There are no requested changes to the current level of staffing.

Total current authorized positions—5

RECOMMENDED PROPOSED BUDGET

It is recommended that a budget of \$375,711 be approved for the District Attorney – Victim Services Program. This budget is funded by \$375,711 in estimated department revenue.

Total recommended authorized positions— 5

STANISLAUS COUNTY, CALIFORNIA
Budget Year 2016-2017



CRIMINAL JUSTICE/PUBLIC PROTECTION
Judicial

GRAND JURY

Budget Unit 0100 0052100
General Fund

| BUDGET AT A GLANCE | |
|---------------------------------------|------------------|
| Gross Costs | \$152,581 |
| Total Revenue | \$0 |
| Fund Balance/Retained Earnings | \$0 |
| Net County Cost | \$152,581 |
| Total Recommended Staffing | 0 |
| % Funded by Local Discretionary Funds | 100.0% |

MISSION STATEMENT

The Grand Jury is charged with providing unbiased oversight to the investigation of citizen complaints pertaining to the operations of the County, cities, school districts, and special districts, as required by law. The Grand Jury investigates policies and procedures, making recommendations to improve local governmental operations. Through this process, the Grand Jury provides assurance to the public that government is operating efficiently and in an ethical, honest manner.

SERVICES PROVIDED

Grand Jury responsibilities are generally divided into civil and criminal classifications. California Penal Code Section 904.6 permits any county to have an additional Grand Jury at the discretion of the Presiding Judge of the Superior Court. The intent of the legislation was to create a system comprised of two grand juries, one designated for civil investigations and the other for criminal indictments.

In Stanislaus County, there are two separate grand juries. One is the Civil Grand Jury, which conducts three types of investigations; mandatory, discretionary, and citizen complaint investigations. Mandatory investigations are those the California Penal Code requires the Grand Jury to undertake. The discretionary investigations are those over which the Legislature has given the Grand Jury jurisdiction, but has stated is not required by law. The citizen complaint investigations are those complaints within the jurisdiction of the Grand Jury received from a citizen. The statutes preclude the Grand Jury from considering complaints on matters before the courts, matters that are the subject of litigation, matters involving agencies located outside the County, matters involving privately held companies, and matters involving the fiscal and administrative operations of the Superior Court.

The second Grand Jury is the Criminal Grand Jury, an alternative to a preliminary hearing. The Criminal Grand Jury reviews evidence according to a probable cause standard and determines whether there is sufficient evidence for an indictment. Members serve for a maximum of six indictment hearings or one budget year, whichever comes first.

| Grand Jury | | | | | |
|-------------------------------|-----------------------------|--|--|--|--|
| Classification | 2014-2015 Actual | 2015-2016 Adopted Final Budget* | 2016-2017 Requested Proposed Budget | 2016-2017 Recommended Adjustments | 2016-2017 Recommended Proposed Budget |
| Taxes | \$0 | \$0 | \$0 | \$0 | \$0 |
| Licenses, Permits, Franchises | \$0 | \$0 | \$0 | \$0 | \$0 |
| Fines, Forfeitures, Penalties | \$0 | \$0 | \$0 | \$0 | \$0 |
| Revenue from use of Assets | \$0 | \$0 | \$0 | \$0 | \$0 |
| Intergovernmental Revenue | \$0 | \$0 | \$0 | \$0 | \$0 |
| Charges for Service | \$0 | \$0 | \$0 | \$0 | \$0 |
| Miscellaneous Revenue | \$0 | \$0 | \$0 | \$0 | \$0 |
| Other Financing Sources | \$0 | \$0 | \$0 | \$0 | \$0 |
| Total Revenue | \$0 | \$0 | \$0 | \$0 | \$0 |
| Salaries and Benefits | \$53,663 | \$54,700 | \$57,575 | \$0 | \$57,575 |
| Services and Supplies | \$31,351 | \$79,325 | \$79,175 | \$0 | \$79,175 |
| Other Charges | \$14,004 | \$15,703 | \$15,531 | \$0 | \$15,531 |
| Fixed Assets | \$0 | \$0 | \$0 | \$0 | \$0 |
| Other Financing Uses | \$0 | \$0 | \$0 | \$0 | \$0 |
| Equity | \$0 | \$0 | \$0 | \$0 | \$0 |
| Intrafund | \$195 | \$300 | \$300 | \$0 | \$300 |
| Contingencies | \$0 | \$0 | \$0 | \$0 | \$0 |
| Gross Costs | \$99,213 | \$150,028 | \$152,581 | \$0 | \$152,581 |
| Fund Balance | \$0 | \$0 | \$0 | \$0 | \$0 |
| Net County Cost | \$99,213 | \$150,028 | \$152,581 | \$0 | \$152,581 |

*Net county cost carryover savings included in the 2015-2016 Adopted Final Budget is \$0.

PROGRAM DISCUSSION

At the proposed level of funding, the budget allocation will maintain staffing and operating costs for the Civil Grand Jury and jury fees and transcription costs for the Criminal Grand Jury. Approximately 67%, or \$102,581, would fund Civil Grand Jury expenditures with the remaining 33%, or \$50,000, funding the Criminal Grand Jury. Due to the unpredictable nature of the Civil Grand Jury's meeting schedule each year, expenditures relating to jury fees and mileage are closely monitored throughout the budget year. No additional budget adjustments are anticipated in the budget year; however, any needs that would arise after the adoption of the budget would be evident by mid-year.

STAFFING IMPACTS

Total current authorized positions— 0

RECOMMENDED PROPOSED BUDGET

It is recommended that a budget of \$152,581 be approved for Grand Jury. This budget is fully funded by a contribution of \$152,581 from the General Fund.

Total recommended authorized positions— 0

STANISLAUS COUNTY, CALIFORNIA
Budget Year 2016-2017



CRIMINAL JUSTICE/PUBLIC PROTECTION
Other General

INTEGRATED CRIMINAL JUSTICE INFORMATION SYSTEM

Budget Unit 5141 0016161
 Internal Service Fund

BUDGET AT A GLANCE

| | |
|---------------------------------------|------------------|
| Gross Costs | \$975,720 |
| Total Revenue | \$622,500 |
| Fund Balance/Retained Earnings | <u>\$353,220</u> |
| Net County Cost | \$0 |
| Total Recommended Staffing | 0 |
| % Funded by Local Discretionary Funds | 0.0% |

MISSION STATEMENT

The mission of the Integrated Criminal Justice Information System (ICJIS) Project is to continue the development of the ICJIS software, to enhance and modify the software to meet customers' changing needs, and to optimize business processes.

ACCOMPLISHMENTS AND OBJECTIVES

The Accomplishments of Fiscal Year 2015-2016 and Objectives for Budget Year 2016-2017 for the Integrated Criminal Justice Information System include:

**FISCAL YEAR 2015-2016
 ACCOMPLISHMENTS**

- ◆ Implemented the Sheriff's S.I.P.S. (Sheriff's Inmate Program Services) module.
- ◆ Implemented the CR1-Crime Incident workflow enhancements.
- ◆ Developed the Traffic Collision and Citation module.
- ◆ Implemented key infrastructure upgrades for Public Defender including Database, Application Server OS and Java.
- ◆ Performed the upgrade and rewrite of the Public Defender Case Pull Interface with the District Attorney.
- ◆ Developed the new Probation Program Tracking module for use at the Day Reporting Center.
- ◆ Developed the new Probation Risk Assessment System.
- ◆ Implemented new Electronic Document Management System (EDM) features and enhancements for the District Attorney.
- ◆ Implemented EDM infrastructure and software upgrades; transitioned EDM to a new server and Storage Area Network (SAN) for the District Attorney.
- ◆ Developed the External Agency Case Filing Interface for the District Attorney.
- ◆ Contributed to a safe and secure community by providing local law enforcement, County Departments, and other agencies vital, real-time, criminal justice information.

**BUDGET YEAR 2016-2017
OBJECTIVES**

- ◆ Concealed Carry Weapons module integration in the Sheriff System.
- ◆ Implement Enhanced Electronic Document Management (EDM) at the Sheriff's Office.
- ◆ Develop Minute Order integration with the Courts in the Sheriff System.
- ◆ Upgrade the Probation System with the latest ICJIS Core Security System.
- ◆ Upgrade the Public Defender System to be compatible with modern Internet Browsers and Mobile Devices.
- ◆ Implement EDM and integrate EDM within the Public Defender's System.
- ◆ Upgrade the District Attorney System to the Oracle 12c database.
- ◆ Migrate the District Attorney System to a virtualized infrastructure.
- ◆ Implement the Deputy District Attorney Case Review and Issuance Module in the District Attorney System.
- ◆ Develop new record sealing features to comply with an amendment signed into law under the 781 Welfare and Institutions Code (781WIC) in the Probation System.
- ◆ Upgrade the Probation System with the latest ICJIS core security system.
- ◆ Upgrade the EDM Interface in the Probation System.
- ◆ Contributed to a safe and secure community by providing local law enforcement, County Departments, and other agencies vital, real-time, criminal justice information.



INTEGRATED CRIMINAL JUSTICE
INFORMATION SYSTEM

Budget Unit 5141 0016161
Internal Service Fund

SERVICES PROVIDED

The ICJIS Project is focused on developing and maintaining a more efficient justice application for the benefit of all County justice departments. This application is integrated across Stanislaus County's justice departments promoting efficient government operations.

FUND/CASH BALANCE

As of July 1, 2016, this fund is projected to have a positive retained earnings balance of \$1,509,971 compared to the July 1, 2015 retained earnings balance of \$2,555,157. The variance is due to a change in policy regarding Governmental Accounting Standards Board (GASB) Statement No. 51 (Intangible Asset) reporting. The change in policy is due to 5 years of experience and increased knowledge of the GASB 51 requirements. Technical account entries were created that retired \$775,199 of value from the intangible asset. With this better understanding, no new asset entries will be created for subsequent work on ICJIS which typically run about \$240,000 a year. No new entries this fiscal year combined with the retired asset value, accounts for most of the \$1,045,186 variance over last year.

The July 1, 2015 retained earnings balance has been decreased due to the posting of a prior period adjustment for the unfunded pension liability specific to the Department, in the amount of \$36,765, in accordance with the requirements of GASB Statement No. 68. This is an accounting entry for purposes of financial statement reporting and is not representative of operations of the ICJIS budget. Other than the GASB 68 impact, current business operations will have a positive contribution to retained earnings by June 30, 2016. The ICJIS budget anticipates using \$353,220 of retained earnings in Budget Year 2016-2017, to support ongoing ICJIS operations and one time software cost increases.

As of July 1, 2016, this fund is projected to have a positive cash balance of \$386,153 compared to the July 1, 2015 positive cash balance of \$371,753. The change in cash balance is due to minor cost savings throughout the year.

The difference between retained earnings and cash is due to the non-cash items listed on the balance sheet, such as Equipment, Intangible Assets and Accumulated Depreciation and the GASB 68 prior period adjustment to retained earnings described above.

| ICJIS | | | | | |
|-------------------------------|-----------------------------|--|--|--|--|
| Classification | 2014-2015 Actual | 2015-2016 Adopted Final Budget* | 2016-2017 Requested Proposed Budget | 2016-2017 Recommended Adjustments | 2016-2017 Recommended Proposed Budget |
| Taxes | \$0 | \$0 | \$0 | \$0 | \$0 |
| Licenses, Permits, Franchises | \$0 | \$0 | \$0 | \$0 | \$0 |
| Fines, Forfeitures, Penalties | \$0 | \$0 | \$0 | \$0 | \$0 |
| Revenue from use of Assets | \$0 | \$0 | \$0 | \$0 | \$0 |
| Intergovernmental Revenue | \$0 | \$0 | \$0 | \$0 | \$0 |
| Charges for Service | \$499,870 | \$615,850 | \$622,500 | \$0 | \$622,500 |
| Miscellaneous Revenue | \$0 | \$0 | \$0 | \$0 | \$0 |
| Other Financing Sources | \$0 | \$0 | \$0 | \$0 | \$0 |
| Total Revenue | \$499,870 | \$615,850 | \$622,500 | \$0 | \$622,500 |
| Salaries and Benefits | \$34,221 | \$42,000 | \$42,500 | \$0 | \$42,500 |
| Services and Supplies | \$286,912 | \$451,000 | \$431,000 | \$0 | \$431,000 |
| Other Charges | \$468,713 | \$644,550 | \$477,220 | \$0 | \$477,220 |
| Fixed Assets | | | | | |
| Equipment | (\$256,000) | \$25,000 | \$15,000 | \$0 | \$15,000 |
| Other Financing Uses | \$0 | \$0 | \$10,000 | \$0 | \$10,000 |
| Equity | \$0 | \$0 | \$0 | \$0 | \$0 |
| Intrafund | \$0 | \$0 | \$0 | \$0 | \$0 |
| Contingencies | \$0 | \$0 | \$0 | \$0 | \$0 |
| Gross Costs | \$533,846 | \$1,162,550 | \$975,720 | \$0 | \$975,720 |
| Retained Earnings | \$33,976 | \$546,700 | \$353,220 | \$0 | \$353,220 |
| Net County Cost | \$0 | \$0 | \$0 | \$0 | \$0 |

*Net county cost carryover savings included in the 2015-2016 Adopted Final Budget is \$0.

PROGRAM DISCUSSION

At the proposed level of funding, the ICJIS Project will continue efforts to develop, improve, and maintain the mission critical systems for the County justice departments. Some of this year's planned improvements include:

- ◆ Enhanced application features, such as:
 - **Probation Record Sealing:** This will give Probation the ability to seal records in a way that complies with an amendment signed into law under the 781 Welfare and Institutions Code (781WIC);
 - **Deputy District Attorney Case Review and Issuance Module:** This module will enable the District Attorney's office to complete electronic review of cases (for acceptance and rejection) and provide automated case filing with the Court;
 - **Electronic Document Management (EDM):** There are two projects to install and configure the Alfresco EDM system at both the Sheriff's office and Public Defender.
- ◆ Infrastructure upgrades, including:
 - **District Attorney Migration to Oracle 12c:** This upgrade will bring the District Attorney System up to the latest version of the Oracle database.
- ◆ ICJIS Software upgrades, including:
 - **Upgrade the Public Defender System To Work on Mobile Devices:** This upgrade would allow the Public Defender System to run on modern Web Browsers and thus enable usage on Mobile Devices;
 - **Probation Security System Upgrade.** This upgrade will enable a host of new security features including "challenge questions" for password resets. These features will add to the overall security posture of ICJIS.
- ◆ Additional inter-agency interfaces to improve staff efficiency and reduce data redundancy:
 - **Sheriff Minute Order Integration.** This integration effort will supply the Sheriff System with electronic Minute Orders directly from courts.

This budget is funded by charges to the County justice departments (Sheriff, Probation, District Attorney and Public Defender).

STAFFING IMPACTS

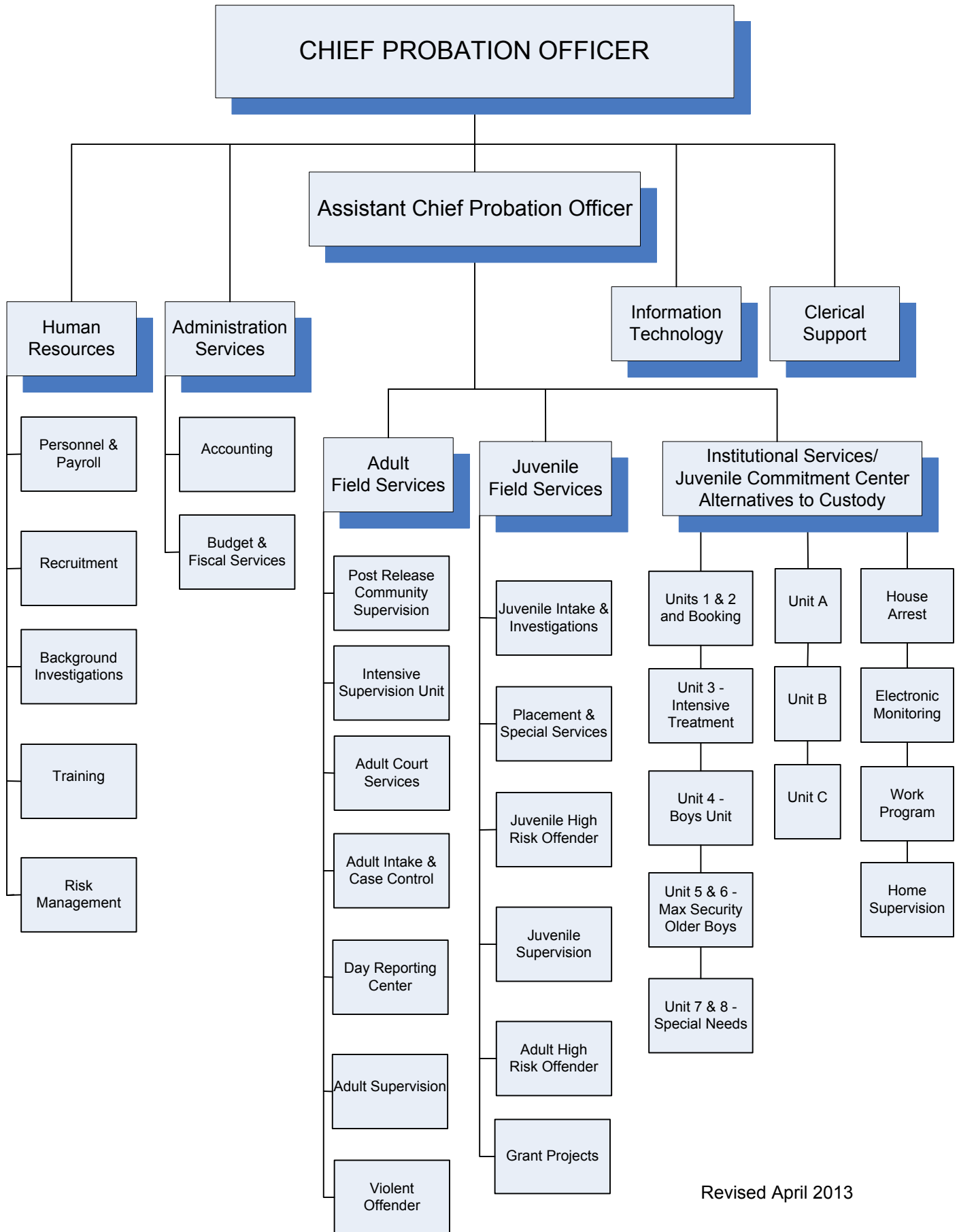
Total current authorized positions— 0

RECOMMENDED PROPOSED BUDGET

It is recommended that a budget of \$975,720 be approved for the ICJIS budget. This budget is funded from \$622,500 in estimated department revenue and \$353,220 in department retained earnings.

Total recommended authorized positions— 0

**STANISLAUS COUNTY
PROBATION DEPARTMENT**



Revised April 2013

STANISLAUS COUNTY, CALIFORNIA
Budget Year 2016-2017



CRIMINAL JUSTICE/PUBLIC PROTECTION
Detention and Correction

PROBATION
Jill Silva,
Chief Probation Officer

| BUDGET AT A GLANCE | |
|---------------------------------------|---------------------|
| Gross Costs | \$52,928,078 |
| Total Revenue | \$32,039,619 |
| Fund Balance/Retained Earnings | \$1,464,724 |
| Net County Cost | \$19,423,735 |
| Total Recommended Staffing | 286 |
| % Funded by Local Discretionary Funds | 36.7% |

MISSION STATEMENT

As an integral part of the criminal justice system, Probation protects our community by:

- ◆ Promoting responsible behavior and offender accountability;
- ◆ Providing objective information and recommendations to the Superior Courts;
- ◆ Operating safe and secure juvenile facilities and programs; and
- ◆ Partnering with the community to provide direct services to offenders, families and victims.

ACCOMPLISHMENTS AND OBJECTIVES

The Accomplishments of Fiscal Year 2015-2016 and Objectives for Budget Year 2016-2017 for the Probation Department include:

| FISCAL YEAR 2015-2016 ACCOMPLISHMENTS |
|--|
| <ul style="list-style-type: none"> ◆ Participated with Central Region Probation Departments in a first in the State pilot program to collect data for Lesbian, Gay, Bisexual, and Transgender (LGBT) youth in correctional facilities. ◆ Expanded and enhanced the Field Training Officer (FTO) program and implemented an Institutions Training Officer (ITO) program for sworn officers. ◆ Completed construction and opened the new Day Reporting Center. ◆ Implemented new adult risk/needs assessment tool (CAIS) to improve outcomes for adult offenders. ◆ Hired juvenile justice Crime Analyst to evaluate effectiveness of juvenile programs and services. |

| BUDGET YEAR 2016-2017 OBJECTIVES |
|---|
| <ul style="list-style-type: none"> ◆ Implement Probation Violation Matrix Grids for Adult and Juvenile Divisions to aid officers in decision-making process. ◆ Implement community based strategies and prevention programs to increase protective factors in young people and the community as a whole. ◆ Improve services for Lesbian, Gay, Bisexual, and Transgender (LGBT) youth through increased training and awareness. |

**BUDGET YEAR 2016-2017
OBJECTIVES**

- ◆ Implement e-Payment system giving Probation clients the opportunity to pay fines/fees and victim restitution from any internet enabled device.

BUDGETS WITHIN THE PROBATION DEPARTMENT INCLUDE:

- ◆ Administration
- ◆ Community Corrections Partnership Plan
- ◆ Corrections Performance Incentive Fund
- ◆ Field Services
- ◆ Institutional Services
- ◆ Juvenile Accountability Block Grant
- ◆ Juvenile Commitment Facility
- ◆ Juvenile Justice Crime Prevention Act
- ◆ Local Community Corrections Fund
- ◆ Ward Welfare Fund
- ◆ Youthful Offender Block Grant

STANISLAUS COUNTY, CALIFORNIA
Budget Year 2016-2017



CRIMINAL JUSTICE/PUBLIC PROTECTION
Detention and Correction

PROBATION—ADMINISTRATION

Budget Unit 0100 0026050
 General Fund

SERVICES PROVIDED

Probation - Administration is responsible for department-wide services for staff members in several geographical locations. These functional responsibilities include: policy development and implementation; staff development; human resources; contracts; collections; information technology support; grant management; purchasing; budget and fiscal services; staff training; and safety.

| Probation - Administration | | | | | |
|-----------------------------------|-----------------------------|--|--|--|--|
| Classification | 2014-2015 Actual | 2015-2016 Adopted Final Budget* | 2016-2017 Requested Proposed Budget | 2016-2017 Recommended Adjustments | 2016-2017 Recommended Proposed Budget |
| Taxes | \$0 | \$0 | \$0 | \$0 | \$0 |
| Licenses, Permits, Franchises | \$0 | \$0 | \$0 | \$0 | \$0 |
| Fines, Forfeitures, Penalties | \$0 | \$0 | \$0 | \$0 | \$0 |
| Revenue from use of Assets | \$2,203 | \$2,500 | \$840 | \$0 | \$840 |
| Intergovernmental Revenue | \$113,100 | \$119,100 | \$119,100 | \$0 | \$119,100 |
| Charges for Service | \$0 | \$0 | \$0 | \$0 | \$0 |
| Miscellaneous Revenue | \$632 | \$500 | \$0 | \$0 | \$0 |
| Other Financing Sources | \$135,000 | \$165,000 | \$165,000 | \$0 | \$165,000 |
| Total Revenue | \$250,935 | \$287,100 | \$284,940 | \$0 | \$284,940 |
| Salaries and Benefits | \$1,912,443 | \$1,991,091 | \$2,095,765 | \$0 | \$2,095,765 |
| Services and Supplies | \$243,001 | \$322,260 | \$378,054 | \$0 | \$378,054 |
| Other Charges | \$373,594 | \$444,304 | \$449,105 | \$29,000 | \$478,105 |
| Fixed Assets | | | | | |
| Equipment | \$29,073 | \$0 | \$0 | \$0 | \$0 |
| Other Financing Uses | \$0 | \$0 | \$0 | \$0 | \$0 |
| Equity | \$0 | \$0 | \$0 | \$0 | \$0 |
| Intrafund | \$0 | \$0 | \$0 | \$0 | \$0 |
| Contingencies | \$0 | \$199,120 | \$0 | \$0 | \$0 |
| Gross Costs | \$2,558,111 | \$2,956,775 | \$2,922,924 | \$29,000 | \$2,951,924 |
| Fund Balance | \$0 | \$0 | \$0 | \$0 | \$0 |
| Net County Cost | \$2,307,176 | \$2,669,675 | \$2,637,984 | \$29,000 | \$2,666,984 |

*Net county cost carryover savings included in the 2015-2016 Adopted Final Budget is \$0.

PROGRAM DISCUSSION

The proposed level of funding provides a base budget to support existing service levels delivered by the Probation – Administration budget, as well as a portion of funding for the Board of Supervisors’ Public Safety Restoration program and support for certain unmet needs as identified by the Department. Costs in this budget unit continue to support recruitment efforts, as the Department continues to experience difficulties in hiring qualified applicants.

The Department is requesting an increase in appropriations of \$29,000 for Emergency Vehicle Operations Course (EVOC) Training. Probation field officers previously participated in EVOC as a part of their regular training program. During the economic downturn as a cost-savings measure, the Probation Department eliminated EVOC from the training program. The Department is now requesting to restore EVOC training. Field officers spend a significant amount of time in marked probation vehicles

and the intent of this hands-on training is to improve officer driving skills. The Department's policies will continue to prohibit vehicle pursuits.

STAFFING IMPACTS

Total current authorized positions— 20

There are no requested changes to the current level of staffing.

RECOMMENDED PROPOSED BUDGET

It is recommended that a budget of \$2,951,924 be approved for Probation - Administration. This budget is funded by \$284,940 in estimated Department revenue and a \$2,666,984 contribution from the General Fund.

Total recommended authorized positions— 20

STANISLAUS COUNTY, CALIFORNIA
Budget Year 2016-2017



CRIMINAL JUSTICE/PUBLIC PROTECTION
Detention and Correction

PROBATION—COMMUNITY CORRECTIONS PARTNERSHIP

Budget Unit 0100 0026060
 General Fund

SERVICES PROVIDED

Assembly Bill 109 (AB 109) was passed in April of 2011, making fundamental changes to California's correctional system. AB 109 realigned custodial and community supervision responsibility for non-serious, non-violent, and non-sex offenders, as well as supervision of lower level adult paroles returning from State prison sentences to counties. The subsequent passage of bills to fund this shift was also accomplished in 2011, with an implementation date of October 1, 2011.

This budget was created for use with activities specific to the Probation component of the Community Corrections Plan (CCP), commonly known as Realignment. These activities and expenses include staffing costs, field operations, equipment, and contracts for services to clients, as well as operating a Day Reporting Center. There are currently 1,003 offenders being supervised by officers in this budget.

| Probation - Community Corrections Partnership | | | | | |
|--|-----------------------------|--|--|--|--|
| Classification | 2014-2015 Actual | 2015-2016 Adopted Final Budget* | 2016-2017 Requested Proposed Budget | 2016-2017 Recommended Adjustments | 2016-2017 Recommended Proposed Budget |
| Taxes | \$0 | \$0 | \$0 | \$0 | \$0 |
| Licenses, Permits, Franchises | \$0 | \$0 | \$0 | \$0 | \$0 |
| Fines, Forfeitures, Penalties | \$0 | \$0 | \$0 | \$0 | \$0 |
| Revenue from use of Assets | \$0 | \$0 | \$0 | \$0 | \$0 |
| Intergovernmental Revenue | \$0 | \$0 | \$0 | \$0 | \$0 |
| Charges for Service | \$3,853,778 | \$4,168,189 | \$4,453,553 | \$0 | \$4,453,553 |
| Miscellaneous Revenue | \$0 | \$0 | \$0 | \$0 | \$0 |
| Other Financing Sources | \$0 | \$0 | \$0 | \$0 | \$0 |
| Total Revenue | \$3,853,778 | \$4,168,189 | \$4,453,553 | \$0 | \$4,453,553 |
| Salaries and Benefits | \$3,153,727 | \$3,172,673 | \$3,479,792 | \$0 | \$3,479,792 |
| Services and Supplies | \$527,060 | \$823,963 | \$799,861 | \$0 | \$799,861 |
| Other Charges | \$35,743 | \$36,553 | \$38,900 | \$0 | \$38,900 |
| Fixed Assets | \$0 | \$0 | \$0 | \$0 | \$0 |
| Other Financing Uses | \$135,000 | \$135,000 | \$135,000 | \$0 | \$135,000 |
| Equity | \$0 | \$0 | \$0 | \$0 | \$0 |
| Intrafund | \$0 | \$0 | \$0 | \$0 | \$0 |
| Contingencies | \$0 | \$0 | \$0 | \$0 | \$0 |
| Gross Costs | \$3,851,530 | \$4,168,189 | \$4,453,553 | \$0 | \$4,453,553 |
| Fund Balance | \$0 | \$0 | \$0 | \$0 | \$0 |
| Net County Cost | (\$2,248) | \$0 | \$0 | \$0 | \$0 |

*Net county cost carryover savings included in the 2015-2016 Adopted Final Budget is \$0.

PROGRAM DISCUSSION

At the proposed level of funding, the Department can maintain existing services and activities related to the Probation component of the Community Corrections Partnership (CCP) Plan. The CCP Plan is pending approval by the Board of Supervisors through a separate Agenda Item.

STAFFING IMPACTS

Total current authorized positions— 31

There are no requested changes to the current level of staffing.

RECOMMENDED PROPOSED BUDGET

It is recommended that a budget of \$4,453,553 be approved for Probation – Community Corrections Partnership. This budget is funded by \$4,453,553 in estimated Department revenue.

Total recommended authorized positions— 31

STANISLAUS COUNTY, CALIFORNIA
Budget Year 2016-2017

CRIMINAL JUSTICE/PUBLIC PROTECTION
Detention and Correction



PROBATION—CORRECTIONS PERFORMANCE INCENTIVE FUND

Budget Unit 1688 0026431
Special Revenue Fund

SERVICES PROVIDED

Senate Bill 678 (SB 678), the "California Community Corrections Performance Incentive Act of 2009" signed by the Governor on October 11, 2009, established a system of performance-based funding to support evidence-based practices relating to the supervision of adult felony offenders. SB 678 provides financial incentives for county probation departments to implement the best practices identified by experts as critical for reducing recidivism rates and, therefore, the number of revocations of probation to State prison. The Probation Department is using this funding to implement and support an evidence-based probation supervision program that targets medium to high risk felony probationers, using a validated risk needs assessment tool.

Each Probation Officer will provide intensive supervision to offenders, ensuring swift and certain consequences to hold probationers accountable for non-compliant behavior. Probation Officers will also provide community supervision activities including home contacts, searches and other compliance checks to those assigned to the program. Referrals will be made to the Day Reporting Center for those probationers in need of program assistance and services. Anticipated outcomes for the County's program include reductions in risk/needs factors, increases in positive drug screens and fewer incarceration days. Future funding to continue these programs will be based on the success in reducing recidivism among probationers.

FUND/CASH BALANCE

As of July 1, 2016, the Probation – Corrections Performance Incentive Fund projects the fund balance to be \$1,674,755, as compared to the July 1, 2015 fund balance of \$977,240. The variance is due to increased revenue related to improved outcomes for prison avoidance and one-time payments related to accelerated releases of Post Release Community Supervision (PRCS) offenders due to revised credit calculations. Cash is tracking similar to fund balance.

| Probation - Corrections Performance Incentive Fund | | | | | |
|---|-----------------------------|--|--|--|--|
| Classification | 2014-2015 Actual | 2015-2016 Adopted Final Budget* | 2016-2017 Requested Proposed Budget | 2016-2017 Recommended Adjustments | 2016-2017 Recommended Proposed Budget |
| Taxes | \$0 | \$0 | \$0 | \$0 | \$0 |
| Licenses, Permits, Franchises | \$0 | \$0 | \$0 | \$0 | \$0 |
| Fines, Forfeitures, Penalties | \$0 | \$0 | \$0 | \$0 | \$0 |
| Revenue from use of Assets | \$6,979 | \$0 | \$0 | \$0 | \$0 |
| Intergovernmental Revenue | \$385,750 | \$200,000 | \$875,000 | \$0 | \$875,000 |
| Charges for Service | \$0 | \$0 | \$0 | \$0 | \$0 |
| Miscellaneous Revenue | \$0 | \$0 | \$0 | \$0 | \$0 |
| Other Financing Sources | \$0 | \$0 | \$0 | \$0 | \$0 |
| Total Revenue | \$392,729 | \$200,000 | \$875,000 | \$0 | \$875,000 |
| Salaries and Benefits | \$461,668 | \$539,912 | \$708,947 | \$0 | \$708,947 |
| Services and Supplies | \$548 | \$10,000 | \$13,900 | \$0 | \$13,900 |
| Other Charges | \$9,700 | \$6,539 | \$8,502 | \$0 | \$8,502 |
| Fixed Assets | \$0 | \$0 | \$0 | \$0 | \$0 |
| Other Financing Uses | \$0 | \$0 | \$143,651 | \$0 | \$143,651 |
| Equity | \$0 | \$0 | \$0 | \$0 | \$0 |
| Intrafund | \$0 | \$0 | \$0 | \$0 | \$0 |
| Contingencies | \$0 | \$0 | \$0 | \$0 | \$0 |
| Gross Costs | \$471,916 | \$556,451 | \$875,000 | \$0 | \$875,000 |
| Fund Balance | \$79,187 | \$356,451 | \$0 | \$0 | \$0 |
| Net County Cost | \$0 | \$0 | \$0 | \$0 | \$0 |

*Net county cost carryover savings included in the 2015-2016 Adopted Final Budget is \$0.

PROGRAM DISCUSSION

At the proposed level of funding, the Department can maintain funding of five Adult High Risk Officers. These officers will maintain the mission of this funding source by providing intensive supervision to high-risk probationers, including the use of home contacts, searches and other compliance checks. Referrals will be made to the Day Reporting Center based on validated risk/needs assessments. The goal will continue to be reducing the number of probationers who are sentenced to State prison by providing evidence based programming to meet their needs.

The Department is requesting to add one Deputy Probation Officer III to Probation – Field Services to function as a Community Liaison. This position will be funded using Corrections Performance Incentive Act (CPIA) funds.

The Department is also requesting to add one Supervising Probation Officer to Probation – Field Services. This position is scheduled to be added as part of Public Safety Restoration in Budget Year 2017-2018. The Department would like to add this position in Budget Year 2016-2017 using one-time CPIA funding. If Public Safety Restoration is not approved in 2017-2018, the incumbent will fill the first vacant Supervising Deputy Probation Officer position.

STAFFING IMPACTS

Total current authorized positions— 0

RECOMMENDED PROPOSED BUDGET

It is recommended that a budget of \$875,000 be approved for Probation – Corrections Performance Incentive Fund. This budget is funded by \$875,000 in estimated Department revenue.

Total recommended authorized positions— 0

STANISLAUS COUNTY, CALIFORNIA
Budget Year 2016-2017



CRIMINAL JUSTICE/PUBLIC PROTECTION
Detention and Correction

PROBATION—FIELD SERVICES

Budget Unit 0100 0026100
 General Fund

SERVICES PROVIDED

Probation - Field Services contains eleven major components providing a wide spectrum of public safety services to the Superior Courts and the community. Services include court sentencing investigations and report preparation, processing of juvenile arrests, and offender supervision. This budget also provides services to the offender to assist in re-integration into the community. The Department's armed officers provide intensive supervision to those offenders placed in the community who pose the greatest threat to public safety. Court services provided by the Probation Department are State mandated by Penal Code Section 1203 and Welfare and Institutions Code Sections 281 and 706, while Penal Code Section 1202.8 and Welfare and Institutions Code Section 727 mandate offender supervision services. There are approximately 5,639 adult probationers, not including the Assembly Bill 109 (AB 109) population, and 599 juvenile offenders eligible for supervision in Stanislaus County.

| Probation - Field Services | | | | | |
|-----------------------------------|-----------------------------|--|--|--|--|
| Classification | 2014-2015 Actual | 2015-2016 Adopted Final Budget* | 2016-2017 Requested Proposed Budget | 2016-2017 Recommended Adjustments | 2016-2017 Recommended Proposed Budget |
| Taxes | \$0 | \$0 | \$0 | \$0 | \$0 |
| Licenses, Permits, Franchises | \$0 | \$0 | \$0 | \$0 | \$0 |
| Fines, Forfeitures, Penalties | \$3,900 | \$0 | \$0 | \$0 | \$0 |
| Revenue from use of Assets | \$298 | \$150 | \$150 | \$0 | \$150 |
| Intergovernmental Revenue | \$1,136,650 | \$1,168,244 | \$1,095,942 | \$0 | \$1,095,942 |
| Charges for Service | \$1,205,699 | \$992,500 | \$1,119,870 | \$0 | \$1,119,870 |
| Miscellaneous Revenue | \$7,625 | \$11,600 | \$11,600 | \$0 | \$11,600 |
| Other Financing Sources | \$507,360 | \$179,319 | \$183,423 | \$10,000 | \$193,423 |
| Total Revenue | \$2,861,532 | \$2,351,813 | \$2,410,985 | \$10,000 | \$2,420,985 |
| Salaries and Benefits | \$8,142,378 | \$8,917,471 | \$9,037,057 | \$0 | \$9,037,057 |
| Services and Supplies | \$961,633 | \$787,500 | \$853,500 | \$10,000 | \$863,500 |
| Other Charges | \$692,788 | \$857,145 | \$821,679 | \$0 | \$821,679 |
| Fixed Assets | | | | | |
| Equipment | \$99,719 | \$226,000 | \$226,000 | \$0 | \$226,000 |
| Other Financing Uses | \$0 | \$0 | \$0 | \$0 | \$0 |
| Equity | \$0 | \$0 | \$0 | \$0 | \$0 |
| Intrafund | \$7,773 | \$0 | \$9,200 | \$0 | \$9,200 |
| Contingencies | \$0 | \$224,400 | \$525,096 | \$0 | \$525,096 |
| Gross Costs | \$9,904,291 | \$11,012,516 | \$11,472,532 | \$10,000 | \$11,482,532 |
| Fund Balance | \$0 | \$0 | \$0 | \$0 | \$0 |
| Net County Cost | \$7,042,759 | \$8,660,703 | \$9,061,547 | \$0 | \$9,061,547 |

*Net county cost carryover savings included in the 2015-2016 Adopted Final Budget is \$0.

PROGRAM DISCUSSION

The proposed level of funding provides a base budget to support existing service levels delivered by Probation – Field Services, as well as expanded funding for the Board of Supervisors' Public Safety Restoration program and support for certain unmet needs as identified by the Department.

The Board of Supervisors implemented a new Public Safety Restoration (PSR) program in Fiscal Year 2014-2015, intended to increase service levels provided through the Probation Department and other

public safety departments. Total Phase I funding was approved up to \$4 million County-wide, of which Probation received \$700,000 to support funding for 13 total positions. Phase II PSR funding is included within the 2016-2017 Recommended Proposed Budget, totaling \$6 million for all departments and \$1,050,000 for Probation, to be allocated in various budget units within the Department to align with the allocation of positions. PSR funds are budgeted in Department contingencies and transferred to operating accounts and funded in future base budgets as positions are filled.

The Probation Department has developed a 5-year staffing/financial plan to support the implementation of Public Safety Restoration, and additional resources available to the Department as a result of leveraging non-General Fund sources. The Probation Department is requesting a total of 13 new positions to support their long-term staffing plan; six positions in Probation – Field Services and seven positions in Probation – Youthful Offender Block Grant.

Of the six positions recommended in Probation – Field Services, four positions are funded through PSR Phase II General Fund increases (one Deputy Probation officer III and three Deputy Probation Officer II positions). These positions will support the expansion of services provided through the Day Reporting Center, and an increase in the level of supervision provided to adult probation caseloads, with an emphasis on increased demands for domestic violence services. The Department will leverage funding through the Corrections Performance Incentive Fund to add one additional DPO III as a community liaison to support partnerships throughout the community and region, and the first year of funding for one Supervising Probation Officer assigned to the Investigations and Training Unit. This position will be recommended for future funding through Phase III of the PSR program starting in Budget Year 2017-2018.

At the proposed level of funding, the Department will continue to use Juvenile Justice Crime Prevention Act (JJCPA) funds to fund two Deputy Probation Officer I/II and one Legal Clerk I/II/III positions. These positions are allocated in JJCPA. One officer and the legal clerk are devoted to programs focused on juvenile female offenders and one officer is the Juvenile Drug Court Officer. In the future, should these funds no longer be available, these positions would transition back into the Field Services budget. Corrections Performance Incentive Fund will continue to fund one Deputy Probation Officer I and four Deputy Probation Officer II positions in the Adult High Risk Unit. These positions are allocated in the Field Services budget.

The Probation Department has a total fleet of 46 vehicles; of those 24 meet the minimum age and mileage requirements to be considered for replacement under the Fleet Services Policy. In cooperation with General Services Agency Fleet Services, the Department is requesting to replace seven vehicles identified for replacement consideration in Budget Year 2016-2017. These vehicles are used by Probation staff for field searches, placement visits, transporting and regular scope of work. These vehicles will be replaced with similar vehicles and options that are necessary for the environment in which the vehicles operate. The cost of the vehicles is estimated to total \$226,000 and is recommended to be funded with a contribution from the General Fund.

Additionally the Department requested two vehicles related to Public Safety Restoration allocated positions. These vehicles will be used by staff to conduct home visits and assist clients in obtaining necessary services. The Probation Department requested and received a transfer of \$54,445 from Departmental Appropriations for Contingencies related to Public Safety Restoration to Fixed Assets as part of the 2015-2016 Third Quarter Budget Report. At year-end these funds are set to be carried over to Budget Year 2016-2017 as part of the funds available process.

The Department is requesting approval to move \$50,000 of funding from the Proposition 69 DNA fund to cover staff costs in this budget related to the collection of required DNA samples.

The Department is requesting an increase in appropriations and Operating Transfers In of \$10,000 for the purchase of a replacement server that was not included in the IT Replacement request. Integrated Criminal Justice Information System (ICJIS) will be transferring \$10,000 to cover the cost.

STAFFING IMPACTS

Total current authorized positions— 102

The Department is requesting one new Deputy Probation Officer III position and three new block-budgeted Deputy Probation Officer II positions as part of Public Safety Restoration as discussed above.

In addition, the Department is requesting to add one new Deputy Probation Officer III position to function as a community liaison to build stronger relationships with the community. This position will promote the services of the Department and identify and resolve community issues involving offenders under the supervision of the Department. This position will be funded using Corrections Performance Incentive Act (CPIA) funds.

Further, the Department is requesting to add one new Supervising Probation Officer position to oversee the investigations and FTO training unit. This position is scheduled to be added as part of Public Safety Restoration in Budget Year 2017-2018. The Department would like to add this position in Budget Year 2016-2017 using one time funding in Corrections Performance Incentive Act (CPIA) funds.

RECOMMENDED PROPOSED BUDGET

It is recommended that a budget of \$11,482,532 be approved for Probation – Field Services. This budget is funded by \$2,420,985 in estimated Department revenue and a \$9,061,547 contribution from the General Fund.

It is also recommended to add two new Deputy Probation Officer III positions, three block-budgeted Deputy Probation Officer II positions, and one Supervising Probation Officer position.

Total recommended authorized positions— 108

STANISLAUS COUNTY, CALIFORNIA
Budget Year 2016-2017



CRIMINAL JUSTICE/PUBLIC PROTECTION
Detention and Correction

PROBATION—INSTITUTIONAL SERVICES

Budget Unit 0100 0026200
 General Fund

SERVICES PROVIDED

Probation - Institutional Services encompasses the operational and staffing costs for the Juvenile Hall and the Alternative to Custody Unit that includes the electronic monitoring and house arrest programs. The Juvenile Hall processes 800 to 1,000 new arrestees per year, in addition to housing minors as they are going through juvenile court proceedings. Court-committed females and youth that have special needs are also housed within the Juvenile Hall.

The Alternative to Custody Program within this budget unit addresses the needs of juveniles who might otherwise be detained in Juvenile Hall at a much higher cost.

| Probation - Institutional Services | | | | | |
|---|-------------------------|--|--|--|--|
| Classification | 2014-2015 Actual | 2015-2016 Adopted Final Budget* | 2016-2017 Requested Proposed Budget | 2016-2017 Recommended Adjustments | 2016-2017 Recommended Proposed Budget |
| Taxes | \$0 | \$0 | \$0 | \$0 | \$0 |
| Licenses, Permits, Franchises | \$0 | \$0 | \$0 | \$0 | \$0 |
| Fines, Forfeitures, Penalties | \$0 | \$0 | \$0 | \$0 | \$0 |
| Revenue from use of Assets | \$84 | \$100 | \$100 | \$0 | \$100 |
| Intergovernmental Revenue | \$1,180,961 | \$1,116,700 | \$1,116,700 | \$0 | \$1,116,700 |
| Charges for Service | \$103,282 | \$68,000 | \$75,000 | \$0 | \$75,000 |
| Miscellaneous Revenue | \$0 | \$0 | \$0 | \$0 | \$0 |
| Other Financing Sources | \$119,170 | \$50,000 | \$50,000 | \$0 | \$50,000 |
| Total Revenue | \$1,403,497 | \$1,234,800 | \$1,241,800 | \$0 | \$1,241,800 |
| Salaries and Benefits | \$5,349,034 | \$5,286,511 | \$5,481,941 | \$0 | \$5,481,941 |
| Services and Supplies | \$342,056 | \$448,461 | \$431,800 | \$0 | \$431,800 |
| Other Charges | \$528,595 | \$512,823 | \$513,490 | \$0 | \$513,490 |
| Fixed Assets | | | | | |
| Buildings & Improvements | \$0 | \$20,000 | \$20,000 | \$0 | \$20,000 |
| Equipment | \$4,794 | \$5,000 | \$5,000 | \$0 | \$5,000 |
| Other Financing Uses | \$0 | \$0 | \$0 | \$0 | \$0 |
| Equity | \$0 | \$0 | \$0 | \$0 | \$0 |
| Intrafund | \$0 | \$0 | \$0 | \$0 | \$0 |
| Contingencies | \$0 | \$0 | \$0 | \$0 | \$0 |
| Gross Costs | \$6,224,479 | \$6,272,795 | \$6,452,231 | \$0 | \$6,452,231 |
| Fund Balance | \$0 | \$0 | \$0 | \$0 | \$0 |
| Net County Cost | \$4,820,982 | \$5,037,995 | \$5,210,431 | \$0 | \$5,210,431 |

*Net county cost carryover savings included in the 2015-2016 Adopted Final Budget is \$0.

PROGRAM DISCUSSION

At the proposed level of funding, the Department can maintain the current level of services. The ability to hire qualified staff continues to be an issue in this budget unit, resulting in maintained funding for extra help and overtime.

The Department is requesting approval to move \$50,000 of funding from the Proposition 69 DNA fund to cover staff costs in this budget related to the collection of required DNA samples.

STAFFING IMPACTS

Total current authorized positions— 59

There are no requested changes in the current level of staffing.

RECOMMENDED PROPOSED BUDGET

It is recommended that a budget of \$6,452,231, be approved for Probation – Institutional Services. This budget is funded by \$1,241,800 in estimated Department revenue, inclusive of a transfer in from Proposition 69 DNA funding, and a \$5,210,431 contribution from the General Fund.

Total recommended authorized positions— 59

STANISLAUS COUNTY, CALIFORNIA
Budget Year 2016-2017

CRIMINAL JUSTICE/PUBLIC PROTECTION
Detention and Correction



PROBATION—JUVENILE ACCOUNTABILITY BLOCK GRANT (JABG)

Budget Unit 1764 0026379
Special Revenue Fund

SERVICES PROVIDED

Funding for the Juvenile Accountability Block Grant is provided to Stanislaus County by the State's Correction Standards Authority and is 100% dedicated to this budget. The primary goals of the grant are to hold juvenile offenders accountable for their criminal activities and to provide services and activities to assist youthful offenders in curbing their criminal behaviors. Programs supported by this funding have included a community service project and alcohol and other drugs prevention and education programs.

The Cognitive Behavior Therapy Program of Stanislaus County provides evidence-based individual and group counseling to high-risk juvenile offenders of Stanislaus County. The regimen includes curriculum specific to cognitive life skills, anger management, drug and alcohol abuse, job readiness, truancy, and the "7 Building Blocks of Change". Funding is also provided for Alcohol and Other Drug (AOD) youth treatment for juveniles both in and out of custody.

In Fiscal Year 2014-2015, the Reducing Racial and Ethnic Disparities (R.E.D) grant was added to this budget unit. The R.E.D. project has demonstrated the intention to integrate community members and voices in the work moving forward. The Project continues to be engaged with the King Kennedy Center, Boys and Girls Club, Manos Unidas and Communities Building Congregations, an organization working with the faith based community in Stanislaus County. Several R.E.D. work groups have been formed to set goals in reducing disparities in our community. Youth Advisory councils will be created in two communities with disproportionate numbers of Latinos and African American young people and their development and participation in the R.E.D. Committee will further strengthen community engagement. The advisers for the young people will be adults from these communities.

FUND/CASH BALANCE

As of July 1, 2016, the Probation – Juvenile Accountability Block Grant projects the fund balance to be \$6,571, as compared to the July 1, 2015 fund balance of \$6,571. This grant is on a reimbursement basis, with most funding exhausted by the end of the fiscal year.

As of July 1, 2016, the fund is projected to have a negative cash balance of \$79,379, as compared to the July 1, 2015 negative cash balance of \$29,957. The variance is due to the addition of another grant, Reducing Racial and Ethnic Disparity Grant, which has increased expenditures from this fund. Both grants are on a reimbursement basis and will always end the year with a negative cash balance, awaiting the reimbursement. The difference between fund balance and cash balance is due to timing of revenue received.

| Probation - Juvenile Accountability Block Grant | | | | | |
|--|-----------------------------|--|--|--|--|
| Classification | 2014-2015 Actual | 2015-2016 Adopted Final Budget* | 2016-2017 Requested Proposed Budget | 2016-2017 Recommended Adjustments | 2016-2017 Recommended Proposed Budget |
| Taxes | \$0 | \$0 | \$0 | \$0 | \$0 |
| Licenses, Permits, Franchises | \$0 | \$0 | \$0 | \$0 | \$0 |
| Fines, Forfeitures, Penalties | \$0 | \$0 | \$0 | \$0 | \$0 |
| Revenue from use of Assets | \$0 | \$0 | \$0 | \$0 | \$0 |
| Intergovernmental Revenue | \$87,913 | \$223,959 | \$100,000 | \$0 | \$100,000 |
| Charges for Service | \$0 | \$0 | \$0 | \$0 | \$0 |
| Miscellaneous Revenue | \$0 | \$0 | \$0 | \$0 | \$0 |
| Other Financing Sources | \$0 | \$0 | \$0 | \$0 | \$0 |
| Total Revenue | \$87,913 | \$223,959 | \$100,000 | \$0 | \$100,000 |
| Salaries and Benefits | \$0 | \$0 | \$0 | \$0 | \$0 |
| Services and Supplies | \$67,272 | \$203,218 | \$100,000 | \$0 | \$100,000 |
| Other Charges | \$20,621 | \$20,741 | \$0 | \$0 | \$0 |
| Fixed Assets | \$0 | \$0 | \$0 | \$0 | \$0 |
| Other Financing Uses | \$0 | \$0 | \$0 | \$0 | \$0 |
| Equity | \$0 | \$0 | \$0 | \$0 | \$0 |
| Intrafund | \$0 | \$0 | \$0 | \$0 | \$0 |
| Contingencies | \$0 | \$0 | \$0 | \$0 | \$0 |
| Gross Costs | \$87,893 | \$223,959 | \$100,000 | \$0 | \$100,000 |
| Fund Balance | (\$20) | \$0 | \$0 | \$0 | \$0 |
| Net County Cost | \$0 | \$0 | \$0 | \$0 | \$0 |

*Net county cost carryover savings included in the 2015-2016 Adopted Final Budget is \$0.

PROGRAM DISCUSSION

At this time, the Department has not received notice of an award for Budget Year 2016-2017. This funding source for Alcohol and Drug treatment and Cognitive Behavior Therapy continues to diminish and is expected to eventually disappear. Included separately in this budget unit is funding related to the Reducing Racial and Ethnic Disparity (R.E.D) grant.

The R.E.D grant embraces the array of populations served and attempts to accurately reflect the issue of disparity of youth of color in contact with the juvenile justice system as a mechanism to bolster awareness, leadership and transparency. Guided by the Board of State and Community Corrections (BSCC) State Advisory Committee on Juvenile Justice and Delinquency Prevention, using a multi-faceted approach of direct service, education and support, California has worked to ensure the reduction of the over-representation of youth of color coming into contact with the juvenile justice system as a priority, with the ultimate goal being a fair and equitable justice system.

STAFFING IMPACTS

Total current authorized positions— 0

RECOMMENDED PROPOSED BUDGET

It is recommended that a budget of \$100,000 be approved for Probation – Juvenile Accountability Block Grant (JABG). This budget is funded by \$100,000 in estimated Department revenue.

Total recommended authorized positions— 0

STANISLAUS COUNTY, CALIFORNIA
Budget Year 2016-2017



CRIMINAL JUSTICE/PUBLIC PROTECTION
Detention and Correction

PROBATION—JUVENILE COMMITMENT FACILITY

Budget Unit 0100 0026070
 General Fund

SERVICES PROVIDED

This 60-bed Juvenile Commitment Facility was funded by a State grant of \$15.5 million in partnership with Stanislaus County. This funding was obtained from the 2007 Youthful Offender Rehabilitative Facility Construction Funding Program (Senate Bill 81) and the facility was the first one with this kind of financing to be completed in the State of California. The Commitment Facility allows for increased counseling and programs for court-committed juvenile offenders, including a culinary arts vocational program, the Planting Justice gardening program and Aggression Replacement Training (ART).

| Probation - Juvenile Commitment Facility | | | | | |
|---|-----------------------------|--|--|--|--|
| Classification | 2014-2015 Actual | 2015-2016 Adopted Final Budget* | 2016-2017 Requested Proposed Budget | 2016-2017 Recommended Adjustments | 2016-2017 Recommended Proposed Budget |
| Taxes | \$0 | \$0 | \$0 | \$0 | \$0 |
| Licenses, Permits, Franchises | \$0 | \$0 | \$0 | \$0 | \$0 |
| Fines, Forfeitures, Penalties | \$0 | \$0 | \$0 | \$0 | \$0 |
| Revenue from use of Assets | \$0 | \$0 | \$0 | \$0 | \$0 |
| Intergovernmental Revenue | \$485,137 | \$335,000 | \$335,000 | \$0 | \$335,000 |
| Charges for Service | \$0 | \$0 | \$0 | \$0 | \$0 |
| Miscellaneous Revenue | \$0 | \$0 | \$0 | \$0 | \$0 |
| Other Financing Sources | \$797,343 | \$860,020 | \$860,020 | \$0 | \$860,020 |
| Total Revenue | \$1,282,480 | \$1,195,020 | \$1,195,020 | \$0 | \$1,195,020 |
| Salaries and Benefits | \$2,706,841 | \$2,984,196 | \$2,887,053 | \$0 | \$2,887,053 |
| Services and Supplies | \$185,717 | \$222,700 | \$435,746 | \$0 | \$435,746 |
| Other Charges | \$317,712 | \$364,897 | \$356,994 | \$0 | \$356,994 |
| Fixed Assets | | | | | |
| Equipment | \$0 | \$2,000 | \$0 | \$0 | \$0 |
| Other Financing Uses | \$0 | \$0 | \$0 | \$0 | \$0 |
| Equity | \$0 | \$0 | \$0 | \$0 | \$0 |
| Intrafund | \$0 | \$0 | \$0 | \$0 | \$0 |
| Contingencies | \$0 | \$0 | \$0 | \$0 | \$0 |
| Gross Costs | \$3,210,270 | \$3,573,793 | \$3,679,793 | \$0 | \$3,679,793 |
| Fund Balance | \$0 | \$0 | \$0 | \$0 | \$0 |
| Net County Cost | \$1,927,790 | \$2,378,773 | \$2,484,773 | \$0 | \$2,484,773 |

*Net county cost carryover savings included in the 2015-2016 Adopted Final Budget is \$0.

PROGRAM DISCUSSION

The Juvenile Commitment Facility (JCF) opened in June 2013 utilizing funding previously used for Juvenile Hall along with Youthful Offender Block Grant (YOBG) funds, with no net change to net county cost. Six positions associated with this facility continue to be funded by Youthful Offender Block Grant funds.

Service enhancements were approved for the JCF in Fiscal Year 2014-2015 during Phase I of Public Safety Restoration. Additional enhancements are recommended in Phase II of PSR for implementation in Budget Year 2016-2017. Funding and allocated positions used to support JCF service enhancements are included in the YOBG Budget Unit.

STAFFING IMPACTS

Total current authorized positions— 38

There are no requested changes to the current level of staffing.

RECOMMENDED PROPOSED BUDGET

It is recommended that a budget of \$3,679,793 be approved for Probation – Juvenile Commitment Facility. This budget is funded by \$1,195,020 in estimated Department revenue and a \$2,484,773 contribution from the General Fund.

Total recommended authorized positions— 38

STANISLAUS COUNTY, CALIFORNIA
Budget Year 2016-2017



CRIMINAL JUSTICE/PUBLIC PROTECTION
Detention and Correction

PROBATION—JUVENILE JUSTICE CRIME PREVENTION ACT (JJCPA)

Budget Unit 1798 0026395
 Special Revenue Fund

SERVICES PROVIDED

The Probation Department – Juvenile Justice Crime Prevention Act (JJCPA) provides programs designed to reduce juvenile crime; hold minors accountable for their actions; enhance supervision of minors during the critical hours for juvenile crime and to prevent minors from entering the criminal justice system; and reduce the incidence of drug use amongst substance abuse/dependence involved wards.

FUND/CASH BALANCE

As of July 1, 2016, the Probation – Juvenile Justice Crime Prevention Act projects the fund balance to be \$2,633,200, as compared to the July 1, 2015 fund balance of \$2,787,681. The variance is due to additional positions added at Mid-Year for Fiscal Year 2014-2015. This strategic use of fund balance is part of the Department’s 5-year staffing/financial plan and helps to leverage Public Safety Restoration. The Department anticipates using \$351,850 of fund balance in Budget Year 2016-2017 for these additional positions. Cash is tracking similar to fund balance.

| Probation - Juvenile Justice Crime Prevention Act | | | | | |
|--|-----------------------------|--|--|--|--|
| Classification | 2014-2015 Actual | 2015-2016 Adopted Final Budget* | 2016-2017 Requested Proposed Budget | 2016-2017 Recommended Adjustments | 2016-2017 Recommended Proposed Budget |
| Taxes | \$0 | \$0 | \$0 | \$0 | \$0 |
| Licenses, Permits, Franchises | \$0 | \$0 | \$0 | \$0 | \$0 |
| Fines, Forfeitures, Penalties | \$0 | \$0 | \$0 | \$0 | \$0 |
| Revenue from use of Assets | \$17,597 | \$0 | \$0 | \$0 | \$0 |
| Intergovernmental Revenue | \$1,658,331 | \$1,474,289 | \$1,474,289 | \$0 | \$1,474,289 |
| Charges for Service | \$0 | \$0 | \$0 | \$0 | \$0 |
| Miscellaneous Revenue | \$0 | \$0 | \$0 | \$0 | \$0 |
| Other Financing Sources | \$0 | \$0 | \$0 | \$0 | \$0 |
| Total Revenue | \$1,675,928 | \$1,474,289 | \$1,474,289 | \$0 | \$1,474,289 |
| Salaries and Benefits | \$1,233,464 | \$1,618,969 | \$1,779,648 | \$0 | \$1,779,648 |
| Services and Supplies | \$764 | \$44,622 | \$8,500 | \$0 | \$8,500 |
| Other Charges | \$33,645 | \$30,239 | \$37,991 | \$0 | \$37,991 |
| Fixed Assets | \$0 | \$0 | \$0 | \$0 | \$0 |
| Other Financing Uses | \$0 | \$0 | \$0 | \$0 | \$0 |
| Equity | \$0 | \$0 | \$0 | \$0 | \$0 |
| Intrafund | \$0 | \$0 | \$0 | \$0 | \$0 |
| Contingencies | \$0 | \$0 | \$0 | \$0 | \$0 |
| Gross Costs | \$1,267,873 | \$1,693,830 | \$1,826,139 | \$0 | \$1,826,139 |
| Fund Balance | (\$408,055) | \$219,541 | \$351,850 | \$0 | \$351,850 |
| Net County Cost | \$0 | \$0 | \$0 | \$0 | \$0 |

*Net county cost carryover savings included in the 2015-2016 Adopted Final Budget is \$0.

PROGRAM DISCUSSION

This budget unit continues to be funded with revenue from a combination of Vehicle License Fees and Sales Tax. The Department is requesting a budget that includes funding for fifteen staff. The cost of two additional Deputy Probation Officers and one Legal Clerk, previously funded by the General Fund, were added to this budget in Fiscal Year 2015-2016 to maximize performance outcomes, as well as utilize fund balance. As part of the Department's 5-year staffing/financial plan, fund balance in this budget is being used to leverage funding for Public Safety Restoration.

STAFFING IMPACTS

Total current authorized positions— 15

There are no requested changes to the current level of staffing.

RECOMMENDED PROPOSED BUDGET

It is recommended that a budget of \$1,826,139 be approved for Probation – Juvenile Justice Crime Prevention Act (JJCPA). This budget is funded by \$1,474,289 in estimated Department revenue and the use of \$351,850 in fund balance.

Total recommended authorized positions— 15

STANISLAUS COUNTY, CALIFORNIA
Budget Year 2016-2017

CRIMINAL JUSTICE/PUBLIC PROTECTION
Detention and Correction



PROBATION—LOCAL COMMUNITY CORRECTIONS

Budget Unit 1679 0026481
Special Revenue Fund

SERVICES PROVIDED

On April 4, 2011, Governor Brown signed Assembly Bill 109 (AB 109), which made fundamental changes to California's correctional system. AB 109 realigned custodial and community supervision responsibility for non-serious, non-violent, and non-sex offenders, as well as supervision of lower level adult parolees returning from State prison sentences to counties. AB 109 did not contain funding for county agencies to implement the realignment shift and was not operative until funding was provided for counties. On June 30, 2011, Governor Brown signed a series of legislative bills as part of the State budget that provided funding and made necessary technical changes to implement the public safety realignment program outlined in AB 109. The legislation enacting the financing and technical changes necessary was contained in Senate Bills 87 and 89 (SB 87 and SB 89) and Assembly Bill 117 (AB 117).

AB 117 delayed the operative date of the public safety realignment elements contained in AB 109 to October 1, 2011. AB 117 also required the Community Corrections Partnership (CCP) to recommend a local plan to the County Board of Supervisors for the implementation of the 2011 Public Safety Realignment and that the plan must be voted on by an Executive Committee of each county's CCP. By statute, the Executive Committee consists of the Chief Probation Officer as Chair, the Sheriff, the District Attorney, the Public Defender, the Presiding Judge of the Superior Court and a local Chief of Police. On July 26, 2011, the Board of Supervisors appointed the Director of the Department of Mental Health/Alcohol and Drug Programs as the final member of the CCP Executive Committee. At that time, the Board also designated the Probation Department as the local entity responsible for providing post-release supervision to inmates released pursuant to the Post-release Community Supervision Act of 2011.

FUND/CASH BALANCE

As of July 1, 2016, Probation Local Community Corrections projects the fund balance to be \$11,074,794, as compared to the July 1, 2015 fund balance of \$7,825,400. Of this fund balance, \$4,000,000 is earmarked for future costs related to Assembly Bill 900 (AB 900). The variance is due to the adjustment in the County's favor from the new funding formula created by the Realignment Allocation Committee (RAC) and improved performance outcomes.

As of July 1, 2016, the fund is projected to have a cash balance of \$9,662,973, as compared to the July 1, 2015 cash balance of \$6,764,097. The variance is due to increased revenue resulting from the new funding formula.

The difference between fund balance and cash balance is due to the delay in receiving payments from the State.

| Probation - Local Community Corrections | | | | | |
|--|-----------------------------|--|--|--|--|
| Classification | 2014-2015 Actual | 2015-2016 Adopted Final Budget* | 2016-2017 Requested Proposed Budget | 2016-2017 Recommended Adjustments | 2016-2017 Recommended Proposed Budget |
| Taxes | \$0 | \$0 | \$0 | \$0 | \$0 |
| Licenses, Permits, Franchises | \$0 | \$0 | \$0 | \$0 | \$0 |
| Fines, Forfeitures, Penalties | \$0 | \$0 | \$0 | \$0 | \$0 |
| Revenue from use of Assets | \$0 | \$0 | \$0 | \$0 | \$0 |
| Intergovernmental Revenue | \$15,648,372 | \$16,323,569 | \$18,711,849 | \$0 | \$18,711,849 |
| Charges for Service | \$0 | \$0 | \$0 | \$0 | \$0 |
| Miscellaneous Revenue | \$0 | \$0 | \$0 | \$0 | \$0 |
| Other Financing Sources | \$0 | \$0 | \$0 | \$0 | \$0 |
| Total Revenue | \$15,648,372 | \$16,323,569 | \$18,711,849 | \$0 | \$18,711,849 |
| Salaries and Benefits | \$0 | \$0 | \$0 | \$0 | \$0 |
| Services and Supplies | \$214,339 | \$345,000 | \$802,500 | \$0 | \$802,500 |
| Other Charges | \$14,590,400 | \$15,978,569 | \$17,909,349 | \$0 | \$17,909,349 |
| Fixed Assets | \$0 | \$0 | \$0 | \$0 | \$0 |
| Other Financing Uses | \$0 | \$0 | \$0 | \$0 | \$0 |
| Equity | \$0 | \$0 | \$0 | \$0 | \$0 |
| Intrafund | \$0 | \$0 | \$0 | \$0 | \$0 |
| Contingencies | \$0 | \$0 | \$0 | \$0 | \$0 |
| Gross Costs | \$14,804,739 | \$16,323,569 | \$18,711,849 | \$0 | \$18,711,849 |
| Fund Balance | (\$843,633) | \$0 | \$0 | \$0 | \$0 |
| Net County Cost | \$0 | \$0 | \$0 | \$0 | \$0 |

* Net county cost carryover savings included in the 2015-2016 Adopted Final Budget is \$0.

PROGRAM DISCUSSION

This budget unit serves as the recipient of State funding for the Local Community Corrections Plan (CCP). This funding is managed by the Probation Department and distributed as reimbursement to participants of the Plan as costs are incurred. This budget reflects year six of the CCP, with funding estimated based on previous allocations, estimated fund balance, and requests from providers and contractors. Approval of the Year 6 Plan will be a separate Agenda Item before the Board of Supervisors. Any changes in the CCP budget will be reflected in the 2016-2017 Final Budget.

STAFFING IMPACTS

Total current authorized positions— 0

RECOMMENDED PROPOSED BUDGET

It is recommended that a budget of \$18,711,849 be approved for Probation – Local Community Corrections. This budget is funded by \$18,711,849 in estimated Department revenue.

Total recommended authorized positions— 0

STANISLAUS COUNTY, CALIFORNIA
Budget Year 2016-2017



CRIMINAL JUSTICE/PUBLIC PROTECTION
Detention and Correction

PROBATION—WARD WELFARE FUND

Budget Unit 1765 0026420
 Special Revenue Fund

SERVICES PROVIDED

The purpose of this program is to provide increased services to juveniles through funds received from contracted Juvenile Hall telephones service. The funds are distributed to provide for the benefit, education and welfare of the wards and detainees in Juvenile Hall, and to comply with State requirements for establishing such funds.

FUND/CASH BALANCE

As of July 1, 2016, the Probation – Ward Welfare Fund projects the fund balance to be \$348,697, as compared to the July 1, 2015 fund balance of \$353,787. The variance is due to expenditures related to the creation of the Recreation Room in Juvenile Hall. Cash is tracking similar to fund balance.

| Probation - Ward Welfare Fund | | | | | |
|--------------------------------------|-----------------------------|--|--|--|--|
| Classification | 2014-2015 Actual | 2015-2016 Adopted Final Budget* | 2016-2017 Requested Proposed Budget | 2016-2017 Recommended Adjustments | 2016-2017 Recommended Proposed Budget |
| Taxes | \$0 | \$0 | \$0 | \$0 | \$0 |
| Licenses, Permits, Franchises | \$0 | \$0 | \$0 | \$0 | \$0 |
| Fines, Forfeitures, Penalties | \$0 | \$0 | \$0 | \$0 | \$0 |
| Revenue from use of Assets | \$0 | \$0 | \$0 | \$0 | \$0 |
| Intergovernmental Revenue | \$0 | \$0 | \$0 | \$0 | \$0 |
| Charges for Service | \$0 | \$0 | \$0 | \$0 | \$0 |
| Miscellaneous Revenue | \$22,151 | \$40,000 | \$40,000 | \$0 | \$40,000 |
| Other Financing Sources | \$0 | \$0 | \$0 | \$0 | \$0 |
| Total Revenue | \$22,151 | \$40,000 | \$40,000 | \$0 | \$40,000 |
| Salaries and Benefits | \$0 | \$0 | \$0 | \$0 | \$0 |
| Services and Supplies | \$23,015 | \$25,000 | \$25,000 | \$0 | \$25,000 |
| Other Charges | (\$14) | \$0 | \$0 | \$0 | \$0 |
| Fixed Assets | | | | | |
| Buildings & Improvements | \$0 | \$5,000 | \$5,000 | \$0 | \$5,000 |
| Equipment | \$0 | \$10,000 | \$10,000 | \$0 | \$10,000 |
| Other Financing Uses | \$0 | \$0 | \$0 | \$0 | \$0 |
| Equity | \$0 | \$0 | \$0 | \$0 | \$0 |
| Intrafund | \$0 | \$0 | \$0 | \$0 | \$0 |
| Contingencies | \$0 | \$0 | \$0 | \$0 | \$0 |
| Gross Costs | \$23,001 | \$40,000 | \$40,000 | \$0 | \$40,000 |
| Fund Balance | \$850 | \$0 | \$0 | \$0 | \$0 |
| Net County Cost | \$0 | \$0 | \$0 | \$0 | \$0 |

*Net county cost carryover savings included in the 2015-2016 Adopted Final Budget is \$0.

PROGRAM DISCUSSION

At the proposed level of funding, the Department can maintain services provided to juvenile detainees in the Juvenile Hall and the Juvenile Commitment Facility. This funding has previously been used to purchase quilts, books and recreational equipment for use in the Juvenile Institutions, as prescribed by law. In Fiscal Year 2015-2016 this funding was used to establish a Recreation Room in the Juvenile Hall to be used for rewarding juvenile detainees' good behavior.

STAFFING IMPACTS

Total current authorized positions— 0

RECOMMENDED PROPOSED BUDGET

It is recommended that a budget of \$40,000 be approved for Probation – Ward Welfare Fund. This budget is funded by \$40,000 in estimated Department revenue.

Total recommended authorized positions— 0

STANISLAUS COUNTY, CALIFORNIA
Budget Year 2016-2017



CRIMINAL JUSTICE/PUBLIC PROTECTION
Detention and Correction

PROBATION—YOUTHFUL OFFENDER BLOCK GRANT

Budget Unit 1698 26406
 Special Revenue Fund

SERVICES PROVIDED

Effective September 1, 2007, Senate Bill 81 and its follow up legislation Assembly Bill 191, made major revisions to the Welfare and Institutions Code and implemented what has become known as the Juvenile Justice Realignment Law. The purpose of this block grant is to enhance the capacity of the Probation Department to implement an effective continuum of services to respond to crime and delinquency. It provides resources for the custody and parole of youthful offenders to age 21.

FUND/CASH BALANCE

As of July 1, 2016, the Probation – Youthful Offender Block Grant projects the fund balance to be \$5,157,620, as compared to the July 1, 2015 fund balance of \$5,555,947. The variance is due to the transfer of six positions previously funded by the General Fund. This strategic use of fund balance is part of the Department’s 5-year staffing/financial plan and helps to leverage Public Safety Restoration. The Department anticipates using \$1,112,874 of fund balance in Budget Year 2016-2017. Cash is tracking similar to fund balance.

| Probation - Youthful Offender Block Grant | | | | | |
|--|-----------------------------|--|--|--|--|
| Classification | 2014-2015 Actual | 2015-2016 Adopted Final Budget* | 2016-2017 Requested Proposed Budget | 2016-2017 Recommended Adjustments | 2016-2017 Recommended Proposed Budget |
| Taxes | \$0 | \$0 | \$0 | \$0 | \$0 |
| Licenses, Permits, Franchises | \$0 | \$0 | \$0 | \$0 | \$0 |
| Fines, Forfeitures, Penalties | \$0 | \$0 | \$0 | \$0 | \$0 |
| Revenue from use of Assets | \$0 | \$0 | \$0 | \$0 | \$0 |
| Intergovernmental Revenue | \$1,540,335 | \$1,242,183 | \$1,242,183 | \$0 | \$1,242,183 |
| Charges for Service | \$0 | \$0 | \$0 | \$0 | \$0 |
| Miscellaneous Revenue | \$0 | \$0 | \$0 | \$0 | \$0 |
| Other Financing Sources | \$0 | \$0 | \$0 | \$0 | \$0 |
| Total Revenue | \$1,540,335 | \$1,242,183 | \$1,242,183 | \$0 | \$1,242,183 |
| Salaries and Benefits | \$103,992 | \$554,365 | \$1,271,391 | \$0 | \$1,271,391 |
| Services and Supplies | \$6,615 | \$7,445 | \$27,292 | \$0 | \$27,292 |
| Other Charges | \$7,059 | \$5,438 | \$10,157 | \$0 | \$10,157 |
| Fixed Assets | \$0 | \$0 | \$0 | \$0 | \$0 |
| Other Financing Uses | \$1,168,021 | \$1,019,339 | \$1,046,217 | \$0 | \$1,046,217 |
| Equity | \$0 | \$0 | \$0 | \$0 | \$0 |
| Intrafund | \$0 | \$0 | \$0 | \$0 | \$0 |
| Contingencies | \$0 | \$0 | \$0 | \$0 | \$0 |
| Gross Costs | \$1,285,687 | \$1,586,587 | \$2,355,057 | \$0 | \$2,355,057 |
| Fund Balance | (\$254,648) | \$344,404 | \$1,112,874 | \$0 | \$1,112,874 |
| Net County Cost | \$0 | \$0 | \$0 | \$0 | \$0 |

*Net county cost carryover savings included in the 2015-2016 Adopted Final Budget is \$0.

PROGRAM DISCUSSION

The Youthful Offender Block Grant (YOBG) was established to provide resources for the custody and parole of youthful offenders to age 21. This funding must be used for those minors who can no longer be sent to the State Division of Juvenile Justice, or are at risk of being sent.

One Deputy Probation Officer III within the Juvenile Supervision Unit, allocated to Probation – Field Services, will continue to be funded.

In Fiscal Year 2014-2015, four Probation Corrections Officer II positions were transferred to the Youthful Offender Block Grant and two Probation Corrections Officer III positions and one Crime Analyst position were added as part of the Department's 5-year staffing/financial plan to leverage funding in support of Phase I Public Safety Restoration. These positions will continue to be funded using Youthful Offender Block Grant fund balance.

Phase II Public Safety Restoration includes recommendations to add six new Probation Corrections Officer II positions and one new Supervising Probation Corrections Officer position. These positions are recommended to support the implementation of the appropriate shift relief factor to operate juvenile institutions programs (Juvenile Hall and Juvenile Commitment Facility), while also supporting State and Federal mandates for supervision levels in juvenile facilities. The Department has worked closely with the Chief Executive Office to evaluate the balance between allocated base staffing levels and the need for mandated overtime in juvenile institutions operations. The recommended positions were included in the Department's 5-year staffing/financial plan, and will allow the Department to leverage non-General Fund resources through YOBG to support adequate shift-relief in department operations.

STAFFING IMPACTS

Total current authorized positions— 8

The Department is requesting six new block-budgeted Probation Corrections Officer II positions and one new Supervising Probation Corrections Officer position as part of Public Safety Restoration leveraging as discussed above.

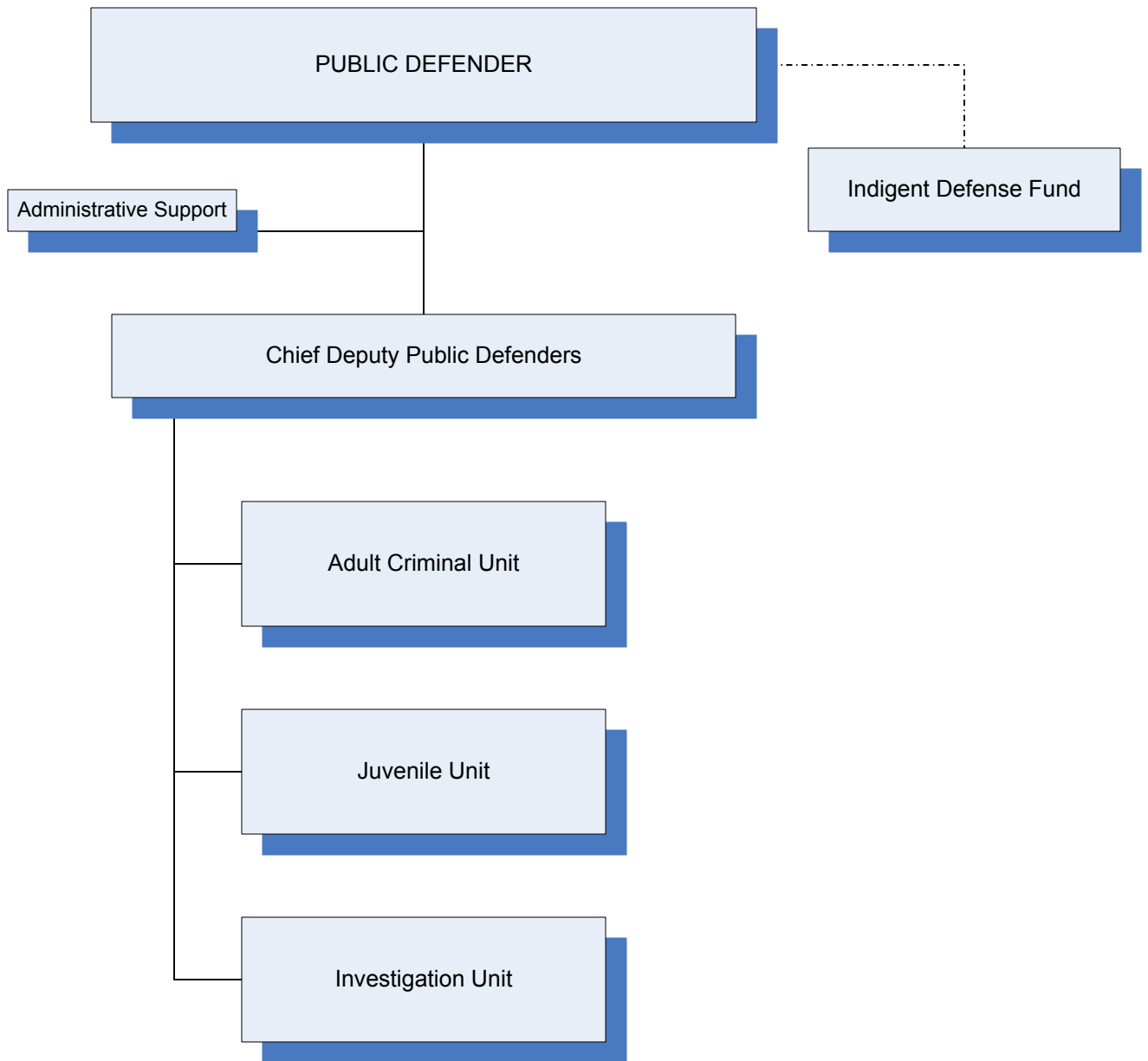
RECOMMENDED PROPOSED BUDGET

It is recommended that a budget of \$2,355,057 be approved for Probation – Youthful Offender Block Grant. This budget is funded by \$1,242,183 in estimated Department revenue and the use of \$1,112,874 in fund balance.

It is recommended to add six new block-budgeted Probation Corrections Officer II positions and one new Supervising Probation Corrections Officer position.

Total recommended authorized positions— 15

STANISLAUS COUNTY
PUBLIC DEFENDER



Revised May 2009

STANISLAUS COUNTY, CALIFORNIA
Budget Year 2016-2017



CRIMINAL JUSTICE/PUBLIC PROTECTION
Judicial

PUBLIC DEFENDER
Tim Bazar, Public Defender

| BUDGET AT A GLANCE | |
|---------------------------------------|---------------------|
| Gross Costs | \$10,894,686 |
| Total Revenue | \$733,000 |
| Fund Balance/Retained Earnings | <u>\$0</u> |
| Net County Cost | \$10,161,686 |
| Total Recommended Staffing | 45 |
| % Funded by Local Discretionary Funds | 93.3% |

MISSION STATEMENT

The mission of the Public Defender’s Office is to provide vigorous and effective representation of indigents. The Public Defender’s Office duties are mandated by the United States and State of California Constitutions and Statutes enacted by the California Legislature. The Public Defender’s Office represents clients accused of crimes, those involved in dependency matters, those accused of criminal contempt and people who are facing involuntary mental health commitment.

ACCOMPLISHMENTS AND OBJECTIVES

The Accomplishments of Fiscal Year 2015-2016 and Objectives for Budget Year 2016-2017 for the Public Defender include:

| FISCAL YEAR 2015-2016 ACCOMPLISHMENTS |
|--|
| <ul style="list-style-type: none"> ◆ Continued filing hundreds of petitions for sentence reductions under Proposition 47 which resulted in a large number of members in our community having their felony convictions cleared from their records. One benefit of such reductions is that these members are now eligible for more employment opportunities. ◆ Continued representing clients under the legal changes that resulted from the California Justice Realignment. With more focus on treatment and counseling, clients are re-entering society with a better foundation for success. ◆ The office was instrumental in working with the other Criminal Justice Partners and Stanislaus County Court to implement Veteran’s Treatment Court under the auspice of California Penal Code sections 1001.80 and 1170.9. The Treatment Court will offer Veterans a chance to receive much needed treatment and counseling and provide them with Veterans Affairs services. ◆ Provided representation in over 15,500 cases. |

**BUDGET YEAR 2016-2017
OBJECTIVES**

- ◆ Continue rebuilding the investigative branch of the office as part of the Criminal Justice Restoration Initiative.
- ◆ Continue filing petitions for sentence reductions under Proposition 47.
- ◆ Provide excellent representation to all the clients of the Stanislaus County Public Defender.

BUDGETS WITHIN THE PUBLIC DEFENDER INCLUDE:

- ◆ Public Defender
- ◆ Indigent Defense

STANISLAUS COUNTY, CALIFORNIA
Budget Year 2016-2017



CRIMINAL JUSTICE/PUBLIC PROTECTION
Judicial

PUBLIC DEFENDER

Budget Unit 0100 0027000
 General Fund

SERVICES PROVIDED

When the State or Federal law requires that an indigent person appearing in a Stanislaus County Court have legal representation, the Public Defender is appointed. The vast majority of those people who are charged with a crime in the County, except in the case of a conflict, are represented by the Public Defender's Office. These charges range from driving without a license to murder. The Public Defender's Office is also appointed to represent those who face an involuntary conservatorship or who face a loss of parental rights in child dependency matters.

| Public Defender | | | | | |
|-------------------------------|-----------------------------|--|--|--|--|
| Classification | 2014-2015 Actual | 2015-2016 Adopted Final Budget* | 2016-2017 Requested Proposed Budget | 2016-2017 Recommended Adjustments | 2016-2017 Recommended Proposed Budget |
| Taxes | \$0 | \$0 | \$0 | \$0 | \$0 |
| Licenses, Permits, Franchises | \$0 | \$0 | \$0 | \$0 | \$0 |
| Fines, Forfeitures, Penalties | \$0 | \$0 | \$0 | \$0 | \$0 |
| Revenue from use of Assets | \$0 | \$0 | \$0 | \$0 | \$0 |
| Intergovernmental Revenue | \$313,927 | \$661,263 | \$453,000 | \$0 | \$453,000 |
| Charges for Service | \$383,261 | \$190,353 | \$190,000 | \$0 | \$190,000 |
| Miscellaneous Revenue | \$381 | \$0 | \$0 | \$0 | \$0 |
| Other Financing Sources | \$8,343 | \$0 | \$0 | \$0 | \$0 |
| Total Revenue | \$705,912 | \$851,616 | \$643,000 | \$0 | \$643,000 |
| Salaries and Benefits | \$4,941,462 | \$5,045,062 | \$5,612,809 | \$0 | \$5,612,809 |
| Services and Supplies | \$428,685 | \$372,951 | \$178,890 | \$0 | \$178,890 |
| Other Charges | \$262,780 | \$289,839 | \$295,678 | \$0 | \$295,678 |
| Fixed Assets | | | | | |
| Equipment | \$0 | \$0 | \$0 | \$27,000 | \$27,000 |
| Other Financing Uses | \$0 | \$0 | \$0 | \$0 | \$0 |
| Equity | \$0 | \$0 | \$0 | \$0 | \$0 |
| Intrafund | \$39,106 | \$68,000 | \$62,000 | \$0 | \$62,000 |
| Contingencies | \$0 | \$220,000 | \$56,849 | \$0 | \$56,849 |
| Gross Costs | \$5,672,033 | \$5,995,852 | \$6,206,226 | \$27,000 | \$6,233,226 |
| Fund Balance | \$0 | \$0 | \$0 | \$0 | \$0 |
| Net County Cost | \$4,966,121 | \$5,144,236 | \$5,563,226 | \$27,000 | \$5,590,226 |

*Net county cost carryover savings included in the 2015-2016 Adopted Final Budget is \$128,714.

PROGRAM DISCUSSION

The proposed level of funding provides a base budget to support existing service levels delivered by the Public Defender, as well as expanded funding for the Board of Supervisors' Public Safety Restoration program and support for certain unmet needs as identified by the Department.

The Board of Supervisors implemented a new Public Safety Restoration (PSR) program in Fiscal Year 2014-2015, intended to increase service levels provided through the Public Defender and other public safety departments. Total Phase I funding was approved up to \$4 million County-wide, of which the Public Defender received \$220,000 to support funding of four positions. Phase II PSR funding is included within the 2016-2017 Recommended Proposed Budget, totaling \$6 million for all departments

and \$330,000 for the Public Defender. Of this amount, \$273,151 is funded in the Department's base budget for previously filled positions, and \$56,849 is funded in departmental contingencies and will be transferred to operating accounts as positions are filled. The Department is not adding any additional positions in Phase II of PSR. The Department used Net County Cost Savings in Fiscal Year 2015-2016 to move one new position from Phase II into Phase I. One additional position will be considered for approval upon implementation of Phase III of PSR in Budget Year 2017-2018.

The last several years have seen major changes in the criminal justice system in California. The Governor and Legislature proposed and then passed what has become known as Criminal Justice Realignment. Realignment changed where many people convicted of felonies served their sentences, moving many from State prison to local county jail. The change caused a sharp increase in the number of people sentenced to serve time in the local jail and the number of individuals who were being supervised by the Stanislaus County Probation Department following their jail sentence. With Realignment came an increase in the number of felony matters for which the Stanislaus County Public Defender's Office has been appointed as counsel.

Shortly after the enactment of Realignment, California voters enacted Proposition 36. This proposition allowed certain State prisoners who were serving sentences under California's Three Strikes law to petition for sentence reduction. It also reduced the number of defendants who faced a possible life sentence under the Three Strikes law. The Stanislaus County Public Defender represented almost all of the defendants who petitioned for sentence reduction under this proposition. Although the vast majority of these petitions have been completed, numerous other hearings are still being held in which the Public Defender represents these clients.

Most recently, voters enacted Proposition 47. This proposition changed simple drug possession offenses from felonies to misdemeanors. It also caused most theft-related offenses where the amount stolen was less than \$950 to be identified as misdemeanors. Finally, the proposition allowed those who had previously been convicted of drug possession and/or theft-related offenses to petition for a reduction of their sentence. This office filed several hundred petitions asking that either the charge be reduced in accord with this proposition or that a sentence previously imposed be reduced. Many more of these petitions will be pursued by the Department in the coming budget year. During the first few months of 2016, the Department has seen a decrease in the number of felony matters for which it has been appointed and an increase in the number of misdemeanor cases.

It is very difficult to predict the long term effect any and all of these changes in the law will have on crime in Stanislaus County and the number of cases for which the Department is appointed. Initially it appeared Realignment had caused an increase in felony matters the office handled and Proposition 47 may be responsible for a drop in the felony matters for which the Department has been appointed. However, Proposition 47 appears to be responsible for a large increase in the number of misdemeanor matters for which the office is appointed.

The Department has identified replacement and new Information Technology (IT) equipment needs, including; upgrades to aging desktop computers, new computers and equipment to support investigative and management staff, and a projector and screen for training and courtroom use needs. To fund these IT needs, the Public Defender is requesting an increase in appropriations of \$27,000.

Public Safety Realignment was legislated by the State of California in AB 109 and was followed by the related financing structure, 2011 Realignment which established criminal justice funding for the Public Defender and District Attorney to offset costs associated with violation of parole and post release community supervision matters. These funds may be used to fund planning, implementation and training costs for those proceedings. These funds are received by the Auditor's Office and placed into Deferred Revenue. At the end of the fiscal year, the Public Defender evaluates the number of proceedings, calculates the average cost for these proceedings and transfers the funding for these costs into the Public Defender's budget.

The Public Defender has a total fleet of one vehicle. In cooperation with General Services Agency Fleet Services, The Department is requesting to purchase two new vehicles to be used by investigative staff to conduct investigations in the field, visit the Public Safety Center, and to conduct all other investigative duties. These vehicles will be added consistent with existing vehicles and options that are necessary for the environment in which the vehicles operate in. The cost of these vehicles is estimated

to total \$47,800, and is recommended to be funded with 2015-2016 Public Safety Restoration funds. As part of the 2015-2016 Third Quarter Financial Report, the Public Defender received a transfer of \$47,800 from Departmental Appropriations for Contingencies to fund the two vehicles. At year-end these funds are set to be carried over to the 2016-2017 Budget Year as part of the funds available process. The vehicles will be purchased as part as part of the County's Fleet Services Policy in the 2016-2017 Proposed Budget.

STAFFING IMPACTS

Total current authorized positions— 45

There are no requested changes to the current level of staffing.

RECOMMENDED PROPOSED BUDGET

It is recommended that a budget of \$6,233,226 be approved for the Public Defender. This budget is funded from \$643,000 in estimated Department revenue and a \$5,590,226 contribution from the General Fund.

Total recommended authorized positions— 45

STANISLAUS COUNTY, CALIFORNIA
Budget Year 2016-2017



CRIMINAL JUSTICE/PUBLIC PROTECTION
Judicial

PUBLIC DEFENDER—INDIGENT DEFENSE

Budget Unit 0100 0027500
 General Fund

SERVICES PROVIDED

The Federal and State constitutions require that an indigent who is charged with a crime, the conviction of which could result in incarceration, must be provided with legal counsel. The cost of providing counsel falls on county government in the State of California. This budget funds those costs for indigent defense that are not provided by the Public Defender's Office. When the Public Defender's Office is unable to represent an indigent individual because of a legal conflict of interest, separate counsel must be provided. For this purpose, the County contracts with two local law firms. When these firms are unable to provide representation, the services of a member of the local criminal bar defense panel are retained. The cost of the yearly contract with these two firms and the panel attorneys are paid from this fund. In addition, any expert witness fees or investigation costs that arise in these cases are paid from the fund.

| Public Defender - Indigent Defense | | | | | |
|---|-----------------------------|--|--|--|--|
| Classification | 2014-2015 Actual | 2015-2016 Adopted Final Budget* | 2016-2017 Requested Proposed Budget | 2016-2017 Recommended Adjustments | 2016-2017 Recommended Proposed Budget |
| Taxes | \$0 | \$0 | \$0 | \$0 | \$0 |
| Licenses, Permits, Franchises | \$0 | \$0 | \$0 | \$0 | \$0 |
| Fines, Forfeitures, Penalties | \$0 | \$0 | \$0 | \$0 | \$0 |
| Revenue from use of Assets | \$0 | \$0 | \$0 | \$0 | \$0 |
| Intergovernmental Revenue | \$0 | \$90,000 | \$0 | \$0 | \$0 |
| Charges for Service | \$90,000 | \$0 | \$90,000 | \$0 | \$90,000 |
| Miscellaneous Revenue | \$0 | \$0 | \$0 | \$0 | \$0 |
| Other Financing Sources | \$0 | \$0 | \$0 | \$0 | \$0 |
| Total Revenue | \$90,000 | \$90,000 | \$90,000 | \$0 | \$90,000 |
| Salaries and Benefits | \$0 | \$0 | \$0 | \$0 | \$0 |
| Services and Supplies | \$4,827,544 | \$4,661,460 | \$4,661,460 | \$0 | \$4,661,460 |
| Other Charges | \$0 | \$0 | \$0 | \$0 | \$0 |
| Fixed Assets | \$0 | \$0 | \$0 | \$0 | \$0 |
| Other Financing Uses | \$0 | \$0 | \$0 | \$0 | \$0 |
| Equity | \$0 | \$0 | \$0 | \$0 | \$0 |
| Intrafund | \$0 | \$0 | \$0 | \$0 | \$0 |
| Contingencies | \$0 | \$0 | \$0 | \$0 | \$0 |
| Gross Costs | \$4,827,544 | \$4,661,460 | \$4,661,460 | \$0 | \$4,661,460 |
| Fund Balance | \$0 | \$0 | \$0 | \$0 | \$0 |
| Net County Cost | \$4,737,544 | \$4,571,460 | \$4,571,460 | \$0 | \$4,571,460 |

*Net county cost carryover savings included in the 2015-2016 Adopted Final Budget is \$0.

PROGRAM DISCUSSION

At the proposed level of funding, the Department can maintain indigent defense services for the 2016-2017 Budget Year. Although difficult to anticipate, a large increase in costs may be generated by the defense of upcoming, high-profile multiple defendant cases. Such cases have generally proven to be the most costly to defend in the past. While it is very hard to predict what the cost of providing these services will be this coming budget year, it seems likely the costs will be substantially the same as last fiscal year.

STAFFING IMPACTS

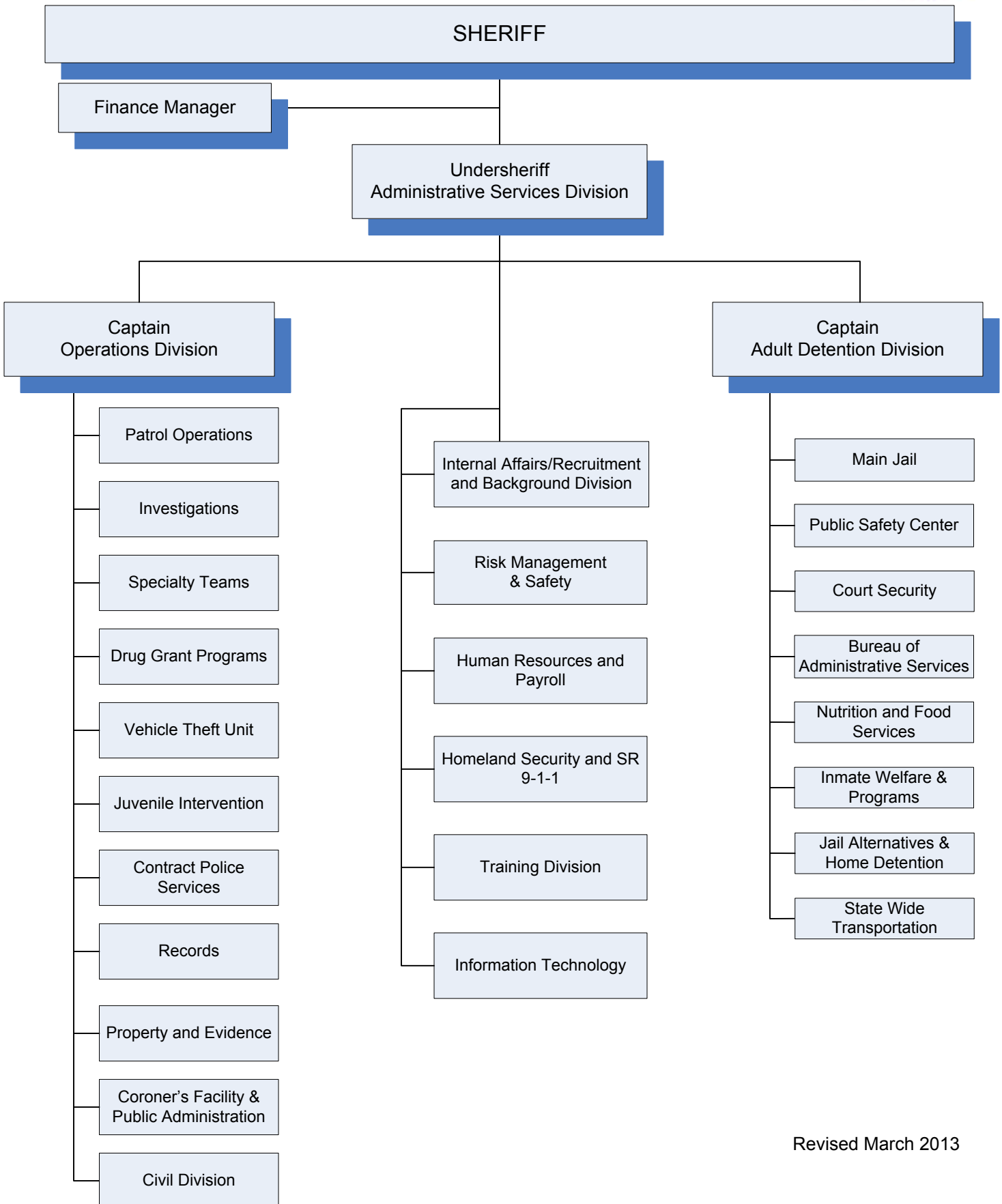
Total current authorized positions— 0

RECOMMENDED PROPOSED BUDGET

It is recommended that a budget of \$4,661,460 be approved for Public Defender – Indigent Defense. This budget is funded by \$90,000 in estimated Department revenue and a \$4,571,460 contribution from the General Fund.

Total recommended authorized positions— 0

**STANISLAUS COUNTY
SHERIFF'S DEPARTMENT**



Revised March 2013

**STANISLAUS COUNTY, CALIFORNIA
Budget Year 2016-2017**



**CRIMINAL JUSTICE/PUBLIC PROTECTION
Police Protection**

**SHERIFF
Adam Christianson,
Sheriff Coroner
and Public Administrator**

| BUDGET AT A GLANCE | |
|---------------------------------------|---------------------|
| Gross Costs | \$100,846,077 |
| Total Revenue | \$33,180,738 |
| Fund Balance/Retained Earnings | \$1,040,827 |
| Net County Cost | \$66,624,512 |
| Total Recommended Staffing | 637 |
| % Funded by Local Discretionary Funds | 66.1% |

MISSION STATEMENT

We, the members of the Stanislaus County Sheriff's Department, are dedicated to serve and protect the community to the highest standard of professionalism and ethical conduct by ENFORCEMENT, PREVENTION and EDUCATION in partnership throughout our community.

ACCOMPLISHMENTS AND OBJECTIVES

The Accomplishments of Fiscal Year 2015-2016 and Objectives for Budget Year 2016-2017 for the Sheriff's Department include:

| FISCAL YEAR 2015-2016 ACCOMPLISHMENTS |
|---|
| <ul style="list-style-type: none"> ◆ Completed class 174 and 175 of the reactivated Peace Officer Standards and Training (POST) Regular Basic Course at the Ray Simon Regional Criminal Justice Training Center. ◆ Completed construction and occupied the newly renovated Sheriff's Coroner Facility at County Center III. ◆ Added positions from the first phase of the Public Safety Restoration program which has added deputies working patrol, general crimes, and added two Lieutenants as a Watch Commander and as the County Security Director. ◆ Deployed the Sheriff's Team Investigating Narcotics and Gangs (STING). ◆ Completed staffing plan and designed recruitment schedule to meet the demands of the staffing plan in anticipation of the completion of the AB900 Phase II Public Safety Facility Expansion project. |

| BUDGET YEAR 2016-2017 OBJECTIVES |
|---|
| <ul style="list-style-type: none"> ◆ Complete the second phase of Public Safety Restoration which will provide an additional seven Deputies to the Operations Division and two Assistant Cooks to the Detention Division. ◆ Finish Construction of the AB 900-Phase II Project, to include the Day Reporting Center, Inmate Medical Mental Healthcare Units, two Maximum Security Housing Units, Central Control and Clinic Administration, as well as the County-funded companion project, which is comprised of an Intake/Release/Transportation/Administration Building. |

**BUDGET YEAR 2016-2017
OBJECTIVES**

- ◆ Select a construction firm and break ground on the SB-1022 Project, which is comprised of the Re-entry and Alternatives to Custody Training Center (REACT).
- ◆ Implement phased staffing plan to occupy the AB 900 Project Units and functions.
- ◆ Review and revise Court Security staffing levels to meet the needs of court services while ensuring public safety needs are met.
- ◆ Assist with planning and build out of new Courthouse project.
- ◆ Enhance public safety communication by identifying dark areas and planning installation projects to expand the radio footprint of the Sheriff's communication system.

BUDGETS WITHIN THE SHERIFF'S DEPARTMENT INCLUDE:

- ◆ Administration
- ◆ CAL ID Program
- ◆ CAL-MMET Program
- ◆ Civil Process Fee
- ◆ Contract Cities
- ◆ Court Security
- ◆ Dedicated Funds
- ◆ Detention
- ◆ Driver Training Program
- ◆ Jail Commissary/Inmate Welfare
- ◆ Justice Assistance Grant
- ◆ Operations
- ◆ Vehicle Theft Unit

STANISLAUS COUNTY, CALIFORNIA
Budget Year 2016-2017



CRIMINAL JUSTICE/PUBLIC PROTECTION
Police Protection

SHERIFF—ADMINISTRATION

Budget Unit 0100 0028100
 General Fund

SERVICES PROVIDED

The Administrative Division of the Sheriff's Department provides for the management, policy direction and oversight of all functions of the Sheriff's Department including specific responsibility for professional standards, human resources, recruitment, labor agreements, compliance, internal affairs, personnel matters, purchasing, payroll, accounting, budgeting, grant and contract management and information technology.

| Sheriff - Administration | | | | | |
|---------------------------------|-----------------------------|--|--|--|--|
| Classification | 2014-2015 Actual | 2015-2016 Adopted Final Budget* | 2016-2017 Requested Proposed Budget | 2016-2017 Recommended Adjustments | 2016-2017 Recommended Proposed Budget |
| Taxes | \$0 | \$0 | \$0 | \$0 | \$0 |
| Licenses, Permits, Franchises | \$0 | \$390,000 | \$465,000 | \$233,677 | \$698,677 |
| Fines, Forfeitures, Penalties | \$0 | \$1,000 | \$2,400 | \$0 | \$2,400 |
| Revenue from use of Assets | \$1,583 | \$0 | \$1,250 | \$0 | \$1,250 |
| Intergovernmental Revenue | \$54,714 | \$0 | \$0 | \$0 | \$0 |
| Charges for Service | \$333,497 | \$544,112 | \$560,300 | \$0 | \$560,300 |
| Miscellaneous Revenue | \$25,651 | \$12,800 | \$16,100 | \$0 | \$16,100 |
| Other Financing Sources | \$28,498 | \$150,000 | \$150,000 | \$0 | \$150,000 |
| Total Revenue | \$443,943 | \$1,097,912 | \$1,195,050 | \$233,677 | \$1,428,727 |
| Salaries and Benefits | \$3,994,161 | \$7,353,132 | \$7,470,464 | \$190,301 | \$7,660,765 |
| Services and Supplies | \$698,715 | \$1,117,192 | \$1,191,185 | \$143,376 | \$1,334,561 |
| Other Charges | \$364,550 | \$663,852 | \$419,385 | \$0 | \$419,385 |
| Fixed Assets | | | | | |
| Buildings & Improvements | \$0 | \$0 | \$0 | \$0 | \$0 |
| Equipment | \$111,832 | \$457,698 | \$456,375 | \$0 | \$456,375 |
| Other Financing Uses | \$0 | \$10,000 | \$10,000 | \$0 | \$10,000 |
| Equity | \$0 | \$0 | \$0 | \$0 | \$0 |
| Intrafund | \$2,425 | (\$39,150) | (\$43,500) | \$0 | (\$43,500) |
| Contingencies | \$0 | \$0 | \$0 | \$0 | \$0 |
| Gross Costs | \$5,171,683 | \$9,562,724 | \$9,503,909 | \$333,677 | \$9,837,586 |
| Fund Balance | \$0 | \$0 | \$0 | \$0 | \$0 |
| Net County Cost | \$4,727,740 | \$8,464,812 | \$8,308,859 | \$100,000 | \$8,408,859 |

*Net county cost carryover savings included in the 2015-2016 Adopted Final Budget is \$0.

PROGRAM DISCUSSION

At the proposed level of funding, the Department can maintain the administrative functions associated with the Sheriff's office. The Administration Division has oversight of the overhead functions related to the Sheriff's Department including HR, Payroll, Finance as well as Backgrounds. The Department has undertaken an ambitious effort to fill the Department's remaining vacant positions and fill an additional seven Deputy Sheriff positions and two Cook positions that will be implemented as a part of the Public Safety Restoration Plan. This effort will take extensive work conducted by ex-law enforcement professionals who work on Personal Services Contracts or as extra-help to complete all of the background checks which are necessary to fill our academy slots and eventually fill the vacancies within the Department.

The Sheriff is requesting \$100,000 to fund \$62,000 in Personal Service Contracts and \$38,000 in extra-help costs to process all of the background investigations that will be necessary to fill the positions coming on line as a result of the Public Safety Restoration Plan that is already in place and to fulfil the newly passed Jail Staffing Plan to begin the process of staffing and opening the AB900 facility that will be completed this fiscal year. This request has been recommended for the 2016-2017 Budget Year.

The Sheriff is requesting \$233,677 in additional appropriations and estimated revenue that will be generated by adding an additional Legal Clerk to process and review concealed carry weapon (CCW) permits due to continued high demand for this service. This will assist the two clerks the Department already has dedicated to this task and provide increased efficiency to the residents in Stanislaus County.

The Sheriff's Department has a total fleet of 376 vehicles in the Department; of those 143 meet the minimum age and mileage requirements to be considered for replacement under the Fleet Purchasing Policy. In cooperation with General Services Agency Fleet Services, the Department is requesting to replace three vehicles in Sheriff – Administration in Budget Year 2015-2016. These vehicles are used by Administration Civil, Information Technology, and Records to conduct law enforcement services. These vehicles will be replaced with similar vehicles and options that are necessary for the environment the vehicles operate in. The cost of the vehicles is estimated to total \$81,000 and will be funded by a contribution from the General Fund.

In addition, the Department is requesting to purchase three new vehicles for use by the Civil Division to conduct law enforcement services. The cost of the vehicles is estimated to be \$150,000 and will be funded by the Civil Vehicle Fund.

The Department has requested an unmet need of \$127,500 for overtime that is not recommended. This is an additional \$35,000 for IT, \$3,500 for Finance, \$6,500 for Background, \$2,500 for HR/Payroll, \$45,000 for the Volunteers unit, and \$35,000 for Records.

STAFFING IMPACTS

Total current authorized positions— 81

The Department is requesting to add one new Manager IV position to manage the Information Technology unit as part of Public Safety Restoration. This position will be in charge of organizing and prioritizing the multiple IT projects currently approved for the Sheriff's Department. Additionally, this position will have the responsibility for managing the integration of new facilities into the Sheriff's current IT network as well as managing the current and future IT staff.

In addition, the Department is requesting to add one new block-budgeted Legal Clerk III position to expedite processing of concealed carry weapon (CCW) permits due to increased demands. This position will be funded through fees generated by applications and issuances of CCW permits.

RECOMMENDED PROPOSED BUDGET

It is recommended that a budget of \$9,837,586 be approved for Sheriff – Administration. This budget is funded by \$1,428,727 in estimated department revenue, and a contribution of \$8,408,859 from the General Fund.

It is recommended to add one new Manager IV position and one new block-budgeted Legal Clerk III position.

Total recommended authorized positions— 83

STANISLAUS COUNTY, CALIFORNIA
Budget Year 2016-2017



CRIMINAL JUSTICE/PUBLIC PROTECTION
Other Protection

SHERIFF—CAL ID PROGRAM

Budget Unit 1703 0028600
 Special Revenue Fund

SERVICES PROVIDED

The Sheriff's California Identification Program (CAL-ID) is a statewide fingerprint identification system that is monitored by the Department of Justice. This identification system is currently being expanded to include both fingerprint and mug shot communication with officers in the field in the Sheriff's Department Records Division and the State of California. A Joint Powers Agreement between the nine incorporated cities and the County is in place. The governing board is the Remote Access Network (RAN). The RAN Board is comprised of law enforcement officials from agencies within the County and a member from the Board of Supervisors.

FUND/CASH BALANCE

As of July 1, 2016, this fund is projected to have a positive fund balance of \$412,384 compared to the July 1, 2015 positive balance of \$518,514. The decrease is due to the use of fund balance in Fiscal Year 2015-2016. The Department anticipates using \$109,156 of fund balance in Budget Year 2016-2017. Cash is tracking similar to fund balance.

| Sheriff - CAL ID Program | | | | | |
|---------------------------------|-----------------------------|--|--|--|--|
| Classification | 2014-2015 Actual | 2015-2016 Adopted Final Budget* | 2016-2017 Requested Proposed Budget | 2016-2017 Recommended Adjustments | 2016-2017 Recommended Proposed Budget |
| Taxes | \$0 | \$0 | \$0 | \$0 | \$0 |
| Licenses, Permits, Franchises | \$0 | \$0 | \$0 | \$0 | \$0 |
| Fines, Forfeitures, Penalties | \$0 | \$0 | \$0 | \$0 | \$0 |
| Revenue from use of Assets | \$2,602 | \$0 | \$0 | \$0 | \$0 |
| Intergovernmental Revenue | \$442,197 | \$425,000 | \$446,250 | \$0 | \$446,250 |
| Charges for Service | \$0 | \$0 | \$0 | \$0 | \$0 |
| Miscellaneous Revenue | \$0 | \$0 | \$0 | \$0 | \$0 |
| Other Financing Sources | \$0 | \$0 | \$0 | \$0 | \$0 |
| Total Revenue | \$444,799 | \$425,000 | \$446,250 | \$0 | \$446,250 |
| Salaries and Benefits | \$83,122 | \$83,457 | \$106,886 | \$0 | \$106,886 |
| Services and Supplies | \$313,657 | \$441,650 | \$441,650 | \$0 | \$441,650 |
| Other Charges | \$5,308 | \$6,023 | \$6,870 | \$0 | \$6,870 |
| Fixed Assets | \$0 | \$0 | \$0 | \$0 | \$0 |
| Other Financing Uses | \$0 | \$0 | \$0 | \$0 | \$0 |
| Equity | \$0 | \$0 | \$0 | \$0 | \$0 |
| Intrafund | \$0 | \$0 | \$0 | \$0 | \$0 |
| Contingencies | \$0 | \$0 | \$0 | \$0 | \$0 |
| Gross Costs | \$402,087 | \$531,130 | \$555,406 | \$0 | \$555,406 |
| Fund Balance | (\$42,712) | \$106,130 | \$109,156 | \$0 | \$109,156 |
| Net County Cost | \$0 | \$0 | \$0 | \$0 | \$0 |

* Net county cost carryover savings included in the 2015-2016 Adopted Final Budget is \$0.

PROGRAM DISCUSSION

At the proposed level of funding, the Sheriff's California Identification Program (CAL-ID) can maintain the existing assets and support the County's LiveScan and Automated Fingerprint Identification System (AFIS). The Department will pursue a funding increase for this budget to continue to expand and support the Live Scan and AFIS system.

STAFFING IMPACTS

Total current authorized positions— 1

There are no requested changes to the current level of staffing.

RECOMMENDED PROPOSED BUDGET

It is recommended that a budget of \$555,406 be approved for Sheriff – CAL ID Program. This budget is funded by \$446,250 in estimated department revenue and \$109,156 in departmental fund balance.

Total recommended authorized positions— 1

STANISLAUS COUNTY, CALIFORNIA
Budget Year 2016-2017



CRIMINAL JUSTICE/PUBLIC PROTECTION
Police Protection

SHERIFF—CAL-MMET PROGRAM

Budget Unit 1780 0028889
 Special Revenue Fund

SERVICES PROVIDED

The California Multi-jurisdictional Methamphetamine Enforcement Taskforce (Cal-MMET) is funded by the State Office of Emergency Management Agency (Cal-EMA) formerly the State Office of Homeland Security/Office of Emergency Services and was originally planned to cover a three-year period (This grant was funded previously by the Office of Criminal Justice Planning). This program combats multi-drug trafficking and manufacturing organizations in Stanislaus County and the Central Valley of California.

FUND/CASH BALANCE

As of July 1, 2016, this fund is projected to have a positive fund balance of \$756,722 compared to the July 1, 2015 positive balance of \$856,637. The decrease is due to the use of fund balance in Fiscal Year 2015-2016. Cash is tracking similar to fund balance.

| Sheriff - CAL-MMET | | | | | |
|-------------------------------|-----------------------------|--|--|--|--|
| Classification | 2014-2015 Actual | 2015-2016 Adopted Final Budget* | 2016-2017 Requested Proposed Budget | 2016-2017 Recommended Adjustments | 2016-2017 Recommended Proposed Budget |
| Taxes | \$0 | \$0 | \$0 | \$0 | \$0 |
| Licenses, Permits, Franchises | \$0 | \$0 | \$0 | \$0 | \$0 |
| Fines, Forfeitures, Penalties | \$0 | \$0 | \$0 | \$0 | \$0 |
| Revenue from use of Assets | \$0 | \$0 | \$0 | \$0 | \$0 |
| Intergovernmental Revenue | \$719,914 | \$680,000 | \$700,400 | \$0 | \$700,400 |
| Charges for Service | \$50,000 | \$0 | \$0 | \$0 | \$0 |
| Miscellaneous Revenue | \$0 | \$0 | \$0 | \$0 | \$0 |
| Other Financing Sources | \$0 | \$0 | \$0 | \$0 | \$0 |
| Total Revenue | \$769,914 | \$680,000 | \$700,400 | \$0 | \$700,400 |
| Salaries and Benefits | (\$3) | \$282,343 | \$311,555 | \$0 | \$311,555 |
| Services and Supplies | \$330,353 | \$253,360 | \$204,199 | \$0 | \$204,199 |
| Other Charges | \$123,072 | \$194,212 | \$184,646 | \$0 | \$184,646 |
| Fixed Assets | | | | | |
| Equipment | \$58,905 | \$50,000 | \$0 | \$0 | \$0 |
| Other Financing Uses | \$0 | \$0 | \$0 | \$0 | \$0 |
| Equity | \$0 | \$0 | \$0 | \$0 | \$0 |
| Intrafund | \$0 | \$0 | \$0 | \$0 | \$0 |
| Contingencies | \$0 | \$0 | \$0 | \$0 | \$0 |
| Gross Costs | \$512,327 | \$779,915 | \$700,400 | \$0 | \$700,400 |
| Fund Balance | (\$257,587) | \$99,915 | \$0 | \$0 | \$0 |
| Net County Cost | \$0 | \$0 | \$0 | \$0 | \$0 |

*Net county cost carryover savings included in the 2015-2016 Adopted Final Budget is \$0.

PROGRAM DISCUSSION

At the proposed level of funding, the Department can maintain the Cal-MMET program. The Cal-MMET program funds the cost of one Sergeant, two Deputy Sheriffs from the Sheriff's Department a Criminal Investigator in the District Attorney's Office and a Modesto Police Department Investigator. Cal-MMET works in partnership with the Stanislaus/San Joaquin initiative of the Central Valley High Intensity Drug

Trafficking Area (HIDTA) and the Stanislaus Drug Enforcement Agency (SDEA). The purpose of the program is to reduce the manufacturing, trafficking, and distribution of methamphetamine, precursor chemicals, and other dangerous drugs by focusing efforts on the large scale and often violent organizations responsible through the implementation of cooperative and innovative strategies.

STAFFING IMPACTS

Total current authorized positions— 4

There are no requested changes to the current level of staffing.

RECOMMENDED PROPOSED BUDGET

It is recommended that a budget of \$700,400 be approved for Sheriff – CAL-MMET. This budget is funded by \$700,400 in estimated department revenue.

Total recommended authorized positions— 4

STANISLAUS COUNTY, CALIFORNIA
Budget Year 2016-2017



CRIMINAL JUSTICE/PUBLIC PROTECTION
Police Protection

SHERIFF—CIVIL PROCESS FEE

Budget Unit 1768 0028840
 Special Revenue Fund

SERVICES PROVIDED

The Sheriff's Civil Process Fee Division provides timely and accurate civil process service to the citizens of Stanislaus County. This fund is mandated by Government Code Section 26720-26751 and is to be used solely for technical equipment and vehicles for the Civil Division. Revenue is generated through the process and service of court documents.

FUND/CASH BALANCE

As of July 1, 2016, this fund is projected to have a positive fund balance of \$1,182,812 compared to the July 1, 2015 positive balance of \$1,574,152. The decrease is due to the use of fund balance in Fiscal Year 2015-2016. The Department anticipates using \$122,726 of fund balance in Budget Year 2016-2017. Cash is tracking similar to fund balance.

| Sheriff - Civil Process Fee | | | | | |
|------------------------------------|-----------------------------|--|--|--|--|
| Classification | 2014-2015 Actual | 2015-2016 Adopted Final Budget* | 2016-2017 Requested Proposed Budget | 2016-2017 Recommended Adjustments | 2016-2017 Recommended Proposed Budget |
| Taxes | \$0 | \$0 | \$0 | \$0 | \$0 |
| Licenses, Permits, Franchises | \$0 | \$0 | \$0 | \$0 | \$0 |
| Fines, Forfeitures, Penalties | \$0 | \$0 | \$0 | \$0 | \$0 |
| Revenue from use of Assets | \$0 | \$0 | \$0 | \$0 | \$0 |
| Intergovernmental Revenue | \$0 | \$0 | \$0 | \$0 | \$0 |
| Charges for Service | \$320,964 | \$275,000 | \$281,000 | \$0 | \$281,000 |
| Miscellaneous Revenue | \$0 | \$0 | \$0 | \$0 | \$0 |
| Other Financing Sources | \$0 | \$0 | \$0 | \$0 | \$0 |
| Total Revenue | \$320,964 | \$275,000 | \$281,000 | \$0 | \$281,000 |
| Salaries and Benefits | \$0 | \$0 | \$0 | \$0 | \$0 |
| Services and Supplies | \$58,808 | \$114,617 | \$114,942 | \$0 | \$114,942 |
| Other Charges | \$865 | \$1,723 | \$1,112 | \$0 | \$1,112 |
| Fixed Assets | | | | | |
| Buildings & Improvements | \$0 | \$100,000 | \$0 | \$0 | \$0 |
| Equipment | \$6 | \$300,000 | \$137,672 | \$0 | \$137,672 |
| Other Financing Uses | \$116,578 | \$150,000 | \$150,000 | \$0 | \$150,000 |
| Equity | \$0 | \$0 | \$0 | \$0 | \$0 |
| Intrafund | \$0 | \$0 | \$0 | \$0 | \$0 |
| Contingencies | \$0 | \$0 | \$0 | \$0 | \$0 |
| Gross Costs | \$176,257 | \$666,340 | \$403,726 | \$0 | \$403,726 |
| Fund Balance | (\$144,707) | \$391,340 | \$122,726 | \$0 | \$122,726 |
| Net County Cost | \$0 | \$0 | \$0 | \$0 | \$0 |

*Net county cost carryover savings included in the 2015-2016 Adopted Final Budget is \$0.

PROGRAM DISCUSSION

At the proposed level of funding, the Civil Process Fee Division can maintain the existing level of services. The revenue for this budget is customer driven, as the number of civil process papers and orders come from the Court, there is a direct increase/decrease in the revenue collected by the Sheriff's office for Civil Process Fee. A portion of the fees collected for civil process are deposited into a separate fund and used exclusively for the purchase and maintenance of automation equipment.

STAFFING IMPACTS

Total current authorized positions— 0

RECOMMENDED PROPOSED BUDGET

It is recommended that a budget of \$403,726 be approved for Sheriff – Civil Process Fee. This budget is funded by \$281,000 in estimated department revenue and \$122,726 in departmental fund balance.

Total recommended authorized positions— 0

STANISLAUS COUNTY, CALIFORNIA
Budget Year 2016-2017

CRIMINAL JUSTICE/PUBLIC PROTECTION
Police Protection



SHERIFF—CONTRACT CITIES

Budget Unit 0100 0028239
General Fund

SERVICES PROVIDED

Through the Sheriff – Contract Cities budget the Sheriff provides contractual law enforcement services for the cities of Riverbank, Patterson, Waterford and Hughson. The contract funds police services and all general law enforcement services as specified in the respective contract with each city. Each city government, in partnership with the Sheriff's Department, establishes the level of service to be provided. Law enforcement services are based upon a philosophy of community-oriented policing which is the foundation to ensure and maintain a safe community for the residents of and visitors to Stanislaus County.

Hughson Police Services

In September of 2001 the City of Hughson entered into an agreement for the County of Stanislaus to provide law enforcement services for the City of Hughson. The City and the County are currently in negotiations on a new contract for Law Enforcement Services. The term of this new agreement will be July 1, 2016 to June 30, 2020.

Both full-time and extra-help employees of the Stanislaus County Sheriff's Department staff Hughson Police Services. The City funds 33% of the Lieutenant who serves part of his time as the Police Chief, five Deputy Sheriff positions and one Legal Clerk are fully funded by the City of Hughson. One Sergeant Position is 50% funded by the City of Hughson and 50% funded by the County. The Chief is no longer shared with Waterford.

The City of Hughson adopted their General Plan for the City on December 12, 2005. At that time, the City expressed a desire to increase their staffing ratio from .85 to 1.3 field officers per 1,000 residents to meet the needs of the projected growth in population. Due to the dramatic decrease in residential assessed values, and as a result of the housing market decline in California, the projected build-out within the City of Hughson will not occur until the housing market has recovered.

Patterson Police Services

In July of 1998 the City of Patterson entered into an agreement for the County of Stanislaus to provide law enforcement services for the City of Patterson. The City and the County are currently in negotiations on a new contract for Law Enforcement Services. The term of this new agreement will be July 1, 2016 to June 30, 2020.

Both full-time and extra-help employees of the Stanislaus County Sheriff's Department staff Patterson Police Services. The Lieutenant who serves most of the time as the Police Chief is 80% funded by the City of Patterson and 20% funded from the County General Fund. The remaining 25 positions are fully funded by the City of Patterson and include three Sergeants, twelve Deputy Sheriffs, four Detectives, two Traffic Units, one School Resource Officer, two Community Services Officer, one Supervising Legal Clerk, and two Legal Clerks.

Since 1998, the City of Patterson has grown from a population of 10,300 to its current population of 20,643. For several years, the City of Patterson led the County in growth, resulting in additional Sheriff's Department personnel being requested by the City. Language in the agreement requires the City to maintain a minimum policing ratio of .85 officers per 1,000 residents. After a review of its law

enforcement staffing needs, the City has determined they desire a policing ratio of 1.5 officers per 1,000 residents and will work toward achieving that goal over a period of several years.

Riverbank Police Services

In 1995, the City of Riverbank entered into an agreement for the County of Stanislaus to provide law enforcement services for the City of Riverbank. The term for the current agreement was entered into for the period from July 1, 2015 through June 30, 2020.

Both full-time and extra-help employees of the Stanislaus County Sheriff's Department staff Riverbank Police Services. The City of Riverbank fully funds the 22 full-time positions and 1 part-time position assigned as part of the Contract Cities budget. Included are a Lieutenant who serves as the Police Chief, two Sergeants, twelve Deputy Sheriffs, three Detectives, one Community Services Officer, one Supervising Legal Clerk, two Legal Clerks and one part-time Legal Clerk.

The City has the goal of attaining a ratio of 1 law enforcement officer per 1,000 residents. Currently, based on a population of 23,243, the Riverbank Police Services law enforcement staffing level is .77 per 1,000 residents. Current staffing levels will still allow the Sheriff's Department to effectively deliver law enforcement services to the community through the effective deployment of resources.

Waterford Police Services

In July of 1998, the City of Waterford entered into an agreement for the County of Stanislaus to provide law enforcement services for the City of Waterford. The City and the County are currently in negotiations on a new contract for Law Enforcement Services. The term of this new agreement will be July 1, 2016 to June 30, 2020.

Both full time and extra help employees of the Stanislaus County Sheriff's Department staff Waterford Police Services. Of the ten positions assigned to the City of Waterford, seven Deputy Sheriffs, and one administrative position is fully funded by the City. One Sergeant position historically has been 50% funded by the City of Waterford and the City of Hughson contributed the remaining 50% however, in this Proposed Budget the City of Waterford is requesting to increase the Sergeant to 100%. The City funds 50% of the Lieutenant who serves part time as the Police Chief. The Chief is no longer shared with Hughson.

The City of Waterford has purchased two electric motorcycles using grant funding and will be utilized by existing staff to augment patrol operations. The City has a goal of attaining a ratio of 1.00 law enforcement officers per 1,000 residents. Currently based on a population of 8,610, the Waterford Police Services law enforcement staffing level is .93 per 1,000 residents. Current staffing levels will allow the Sheriff's Department to effectively deliver law enforcement services to the community through the effective deployment of resources. Waterford Police Services has requested to increase their Sergeant position from 50% to 100% in the next fiscal year.

| Sheriff - Contract Cities | | | | | |
|----------------------------------|-----------------------------|--|--|--|--|
| Classification | 2014-2015 Actual | 2015-2016 Adopted Final Budget* | 2016-2017 Requested Proposed Budget | 2016-2017 Recommended Adjustments | 2016-2017 Recommended Proposed Budget |
| Taxes | \$0 | \$0 | \$0 | \$0 | \$0 |
| Licenses, Permits, Franchises | \$0 | \$0 | \$0 | \$0 | \$0 |
| Fines, Forfeitures, Penalties | \$0 | \$0 | \$0 | \$0 | \$0 |
| Revenue from use of Assets | \$0 | \$0 | \$0 | \$0 | \$0 |
| Intergovernmental Revenue | \$59,124 | \$38,469 | \$19,712 | \$0 | \$19,712 |
| Charges for Service | \$9,930,647 | \$10,566,698 | \$10,698,827 | \$0 | \$10,698,827 |
| Miscellaneous Revenue | \$414 | \$0 | \$0 | \$0 | \$0 |
| Other Financing Sources | \$0 | \$0 | \$0 | \$0 | \$0 |
| Total Revenue | \$9,990,185 | \$10,605,167 | \$10,718,539 | \$0 | \$10,718,539 |
| Salaries and Benefits | \$8,047,892 | \$8,284,619 | \$8,647,482 | \$0 | \$8,647,482 |
| Services and Supplies | \$1,233,531 | \$1,326,812 | \$1,176,217 | \$0 | \$1,176,217 |
| Other Charges | \$690,708 | \$656,236 | \$841,840 | \$0 | \$841,840 |
| Fixed Assets | | | | | |
| Equipment | \$981 | \$292,500 | \$0 | \$0 | \$0 |
| Other Financing Uses | \$0 | \$0 | \$0 | \$0 | \$0 |
| Equity | \$0 | \$0 | \$0 | \$0 | \$0 |
| Intrafund | \$39,701 | \$45,000 | \$53,000 | \$0 | \$53,000 |
| Contingencies | \$0 | \$0 | \$0 | \$0 | \$0 |
| Gross Costs | \$10,012,813 | \$10,605,167 | \$10,718,539 | \$0 | \$10,718,539 |
| Fund Balance | \$0 | \$0 | \$0 | \$0 | \$0 |
| Net County Cost | \$22,628 | \$0 | \$0 | \$0 | \$0 |

*Net county cost carryover savings included in the 2015-2016 Adopted Final Budget is \$0.

PROGRAM DISCUSSION

At the proposed level of funding, the Sheriff's contracts with the cities of Riverbank, Patterson, Waterford, and Hughson for law enforcement services will be fully funded.

STAFFING IMPACTS

Total current authorized positions— 66

The Department is requesting to add one new Sergeant position in order to allow the City of Waterford to increase its Sergeant position from a 50% Sergeant to a 100% Sergeant. The City of Waterford will pay 50% of the new Sergeant position bringing their total to 100% of a Sergeant. The remaining 50% of the added position will be funded with Public Safety Restoration Funds in the Sheriff – Operations budget.

RECOMMENDED PROPOSED BUDGET

It is recommended that a budget of \$10,718,539 be approved for Sheriff – Contract Cities. This budget is funded by \$10,718,539 in estimated department revenue.

It is recommended to add one new Sergeant position.

Total recommended authorized positions— 67

STANISLAUS COUNTY, CALIFORNIA
Budget Year 2016-2017



CRIMINAL JUSTICE/PUBLIC PROTECTION
Police Protection

SHERIFF—COURT SECURITY

Budget Unit 176C 0028370
 Special Revenue

SERVICES PROVIDED

The Sheriff's Department provides security to the Superior Court of Stanislaus County as required by State Assembly Bill 118 (AB 118) which requires each county treasurer, city and county treasurer, or other appropriate officer to create a County Local Revenue Fund 2011. Chapter 6.3 Section 30025(f)(3) requires the monies in the Trial Court Security Account be used exclusively to fund trial court security provided by county sheriffs. These security services are provided to the Court in the Main Courthouse and other Court facilities including juvenile. Services include the movement and security of inmates to and from the facilities and while in the courtrooms. Access to the courts is controlled by the use of metal detectors and staffed by members of this budget.

FUND/CASH BALANCE

As of July 1, 2016, this fund is projected to have a positive fund balance of \$638,873 compared to the July 1, 2015 positive balance of \$884,149. The decrease is due to continued operation of Multi-defendant murder trials outside of the Main Courthouse. The Department anticipates using \$235,528 of fund balance in Budget Year 2016-2017.

As of July 1, 2016, cash is estimated to be a positive \$205,087 compared to the July 1, 2015 positive balance of \$526,707. The decrease is due to the continued use of fund balance in Court Security Operations. The difference between cash and fund balance is due to the extra time it takes the State to issue payment to the Trial Court Security Account.

| Sheriff - Court Security | | | | | |
|---------------------------------|-----------------------------|--|--|--|--|
| Classification | 2014-2015 Actual | 2015-2016 Adopted Final Budget* | 2016-2017 Requested Proposed Budget | 2016-2017 Recommended Adjustments | 2016-2017 Recommended Proposed Budget |
| Taxes | \$0 | \$0 | \$0 | \$0 | \$0 |
| Licenses, Permits, Franchises | \$0 | \$0 | \$0 | \$0 | \$0 |
| Fines, Forfeitures, Penalties | \$0 | \$0 | \$0 | \$0 | \$0 |
| Revenue from use of Assets | \$0 | \$0 | \$0 | \$0 | \$0 |
| Intergovernmental Revenue | \$4,918,748 | \$5,147,569 | \$5,301,996 | \$0 | \$5,301,996 |
| Charges for Service | \$3,302 | \$0 | \$0 | \$0 | \$0 |
| Miscellaneous Revenue | \$0 | \$0 | \$0 | \$0 | \$0 |
| Other Financing Sources | \$0 | \$0 | \$0 | \$0 | \$0 |
| Total Revenue | \$4,922,050 | \$5,147,569 | \$5,301,996 | \$0 | \$5,301,996 |
| Salaries and Benefits | \$5,354,841 | \$5,416,428 | \$5,370,951 | \$0 | \$5,370,951 |
| Services and Supplies | \$21,514 | \$30,700 | \$30,700 | \$0 | \$30,700 |
| Other Charges | \$230,624 | \$261,555 | \$236,177 | \$0 | \$236,177 |
| Fixed Assets | \$0 | \$0 | \$0 | \$0 | \$0 |
| Other Financing Uses | \$0 | \$0 | \$0 | \$0 | \$0 |
| Equity | \$0 | \$0 | \$0 | \$0 | \$0 |
| Intrafund | \$0 | \$0 | \$0 | \$0 | \$0 |
| Contingencies | \$0 | \$0 | \$0 | \$0 | \$0 |
| Gross Costs | \$5,606,979 | \$5,708,683 | \$5,637,828 | \$0 | \$5,637,828 |
| Fund Balance | \$602,691 | \$456,983 | \$235,528 | \$0 | \$235,528 |
| Net County Cost | \$82,238 | \$104,131 | \$100,304 | \$0 | \$100,304 |

*Net county cost carryover savings included in the 2015-2016 Adopted Final Budget is \$0.

PROGRAM DISCUSSION

At the proposed level of funding, the Sheriff's Court Security Division will continue to provide the Stanislaus County Superior Court with security services as mandated by Assembly Bill 118 (AB 118).

Chapter 6.3 Section 30025(f)(3) requires the monies in the Trial Court Security Account be used exclusively to fund trial court security provided by the County Sheriff. Certain overhead costs are not allowable expenses that can be charged under the Trial Court Funding Act of 1997 Rule of the Court 810. This fund requires a net county cost to cover the Cost Allocation Plan (CAP) charges that are not allowable under the Trial Court Funding Act or AB 118. Each year, the County may need to increase or decrease the net county cost contribution to comply with AB 118. For Budget Year 2016-2017, these overhead costs are budgeted at \$100,304.

STAFFING IMPACTS

Total current authorized positions— 39

There are no requested changes to the current level of staffing.

RECOMMENDED PROPOSED BUDGET

It is recommended that a budget of \$5,637,828 be approved for Sheriff – Court Security. This budget is funded by \$5,301,996 in estimated department revenue, \$235,528 in departmental fund balance and a \$100,304 contribution from the General Fund.

Total recommended authorized positions— 39

STANISLAUS COUNTY, CALIFORNIA
Budget Year 2016-2017



CRIMINAL JUSTICE/PUBLIC PROTECTION
Police Protection

SHERIFF—DEDICATED FUNDS

Budget Unit 1743 0028869
 Special Revenue Fund

SERVICES PROVIDED

This budget is used for special programs including deferred revenue from vehicle auctions, auto insurance, Stanislaus Drug Enforcement Agency revenue specifically for helicopter maintenance, and equipment purchases funded by a dedicated source of revenue received from developer fees; a California Environmental Quality Act (CEQA) mitigation fee of \$339 that is collected on each new single family dwelling in the unincorporated area of the County.

FUND/CASH BALANCE

As of July 1, 2016, this fund is projected to have a positive fund balance of \$298,898 compared to the July 1, 2015 positive balance of \$298,898. Cash is tracking similar to fund balance.

| Sheriff - Dedicated Funds | | | | | |
|----------------------------------|-----------------------------|--|--|--|--|
| Classification | 2014-2015 Actual | 2015-2016 Adopted Final Budget* | 2016-2017 Requested Proposed Budget | 2016-2017 Recommended Adjustments | 2016-2017 Recommended Proposed Budget |
| Taxes | \$0 | \$0 | \$0 | \$0 | \$0 |
| Licenses, Permits, Franchises | \$0 | \$0 | \$0 | \$0 | \$0 |
| Fines, Forfeitures, Penalties | \$0 | \$0 | \$0 | \$0 | \$0 |
| Revenue from use of Assets | \$0 | \$0 | \$0 | \$0 | \$0 |
| Intergovernmental Revenue | \$0 | \$0 | \$0 | \$0 | \$0 |
| Charges for Service | \$17,289 | \$0 | \$0 | \$0 | \$0 |
| Miscellaneous Revenue | \$0 | \$0 | \$0 | \$0 | \$0 |
| Other Financing Sources | \$0 | \$0 | \$0 | \$0 | \$0 |
| Total Revenue | \$17,289 | \$0 | \$0 | \$0 | \$0 |
| Salaries and Benefits | \$0 | \$0 | \$0 | \$0 | \$0 |
| Services and Supplies | \$0 | \$0 | \$0 | \$0 | \$0 |
| Other Charges | \$0 | \$0 | \$0 | \$0 | \$0 |
| Fixed Assets | \$0 | \$0 | \$0 | \$0 | \$0 |
| Other Financing Uses | \$0 | \$0 | \$0 | \$0 | \$0 |
| Equity | \$0 | \$0 | \$0 | \$0 | \$0 |
| Intrafund | \$0 | \$0 | \$0 | \$0 | \$0 |
| Contingencies | \$0 | \$0 | \$0 | \$0 | \$0 |
| Gross Costs | \$0 | \$0 | \$0 | \$0 | \$0 |
| Fund Balance | (\$17,289) | \$0 | \$0 | \$0 | \$0 |
| Net County Cost | \$0 | \$0 | \$0 | \$0 | \$0 |

*Net county cost carryover savings included in the 2015-2016 Adopted Final Budget is \$0.

PROGRAM DISCUSSION

The Department does not plan to use this fund in the 2016-2017 Budget Year.

STAFFING IMPACTS

Total current authorized positions— 0

RECOMMENDED PROPOSED BUDGET

There are no appropriations recommended for the Sheriff – Dedicated Funds budget for the 2016-2017 Budget Year.

Total recommended authorized positions— 0



**CRIMINAL JUSTICE/PUBLIC PROTECTION
Detention and Correction**

SHERIFF—DETENTION

Budget Unit 0100 0028300
General Fund

SERVICES PROVIDED

The Sheriff's Detention Division provides housing for incarcerated adults in Stanislaus County. This housing provides for the care, custody and safe control of incarcerated adults and is provided within the custodial facilities located at the downtown Men's Jail and the Public Safety Center. The Detention Division also administers programs for alternatives to incarceration that consist of the Alternative Work Program, Home Detention and Work Furlough. The Sheriff has legal responsibility to incarcerate adults in a pre-trial status or in a sentenced status so that those individuals are safely secured and not released back into society. The Detention Division must comply with all statutory mandates as well as existing, binding case law. The Detention Division also provides statewide transportation of inmates sentenced to State prison as well as State prisoners returning to court for active criminal cases.

| Sheriff - Detention | | | | | |
|-------------------------------|-----------------------------|--|--|--|--|
| Classification | 2014-2015 Actual | 2015-2016 Adopted Final Budget* | 2016-2017 Requested Proposed Budget | 2016-2017 Recommended Adjustments | 2016-2017 Recommended Proposed Budget |
| Taxes | \$0 | \$0 | \$0 | \$0 | \$0 |
| Licenses, Permits, Franchises | \$0 | \$0 | \$0 | \$0 | \$0 |
| Fines, Forfeitures, Penalties | \$0 | \$0 | \$0 | \$0 | \$0 |
| Revenue from use of Assets | \$3,681 | \$0 | \$0 | \$0 | \$0 |
| Intergovernmental Revenue | \$1,376,779 | \$1,343,000 | \$1,283,500 | \$0 | \$1,283,500 |
| Charges for Service | \$8,319,835 | \$8,003,407 | \$8,056,407 | \$0 | \$8,056,407 |
| Miscellaneous Revenue | \$51,194 | \$28,000 | \$33,500 | \$0 | \$33,500 |
| Other Financing Sources | \$108,000 | \$108,000 | \$108,000 | \$0 | \$108,000 |
| Total Revenue | \$9,859,489 | \$9,482,407 | \$9,481,407 | \$0 | \$9,481,407 |
| Salaries and Benefits | \$29,829,555 | \$30,090,011 | \$30,909,183 | \$0 | \$30,909,183 |
| Services and Supplies | \$3,581,629 | \$5,208,111 | \$5,349,743 | \$0 | \$5,349,743 |
| Other Charges | \$3,432,090 | \$3,878,144 | \$3,594,595 | \$0 | \$3,594,595 |
| Fixed Assets | | | | | |
| Buildings & Improvements | \$0 | \$173,691 | \$0 | \$0 | \$0 |
| Equipment | \$614,598 | \$235,663 | \$85,000 | \$0 | \$85,000 |
| Other Financing Uses | \$0 | \$0 | \$0 | \$0 | \$0 |
| Equity | \$0 | \$0 | \$0 | \$0 | \$0 |
| Intrafund | \$30,201 | \$24,800 | \$21,200 | \$0 | \$21,200 |
| Contingencies | \$0 | \$0 | \$0 | \$0 | \$0 |
| Gross Costs | \$37,488,073 | \$39,610,420 | \$39,959,721 | \$0 | \$39,959,721 |
| Fund Balance | \$0 | \$0 | \$0 | \$0 | \$0 |
| Net County Cost | \$27,628,584 | \$30,128,013 | \$30,478,314 | \$0 | \$30,478,314 |

*Net county cost carryover savings included in the 2015-2016 Adopted Final Budget is \$0.

PROGRAM DISCUSSION

At the proposed level of funding, the Sheriff's Adult Detention Division will be able to meet basic needs and related costs associated with the custodial facilities, support services, state wide transportation and the jail alternatives programs.

The Department is planning to use \$108,000 in Proposition 69 Funding for DNA collection to fund a portion of the salaries of Deputy Sheriff-Custodials and Legal Clerks who collect and process DNA samples from the inmates during the booking process as the Men's Jail and Public Safety Center.

The Chief Executive Office, working with the Sheriff's Department, has completed the design phase of the Public Safety Center AB 900-Phase II build-out project approved by the Board of Supervisors on March 4, 2008. The updated Stanislaus County Public Safety Center Needs Assessment was presented to the Board of Supervisors in June of 2007. The Master Plan calls for the addition of 480 new medium to maximum security jail beds and various other Sheriff facilities that are needed. Full funding for both construction and operation has not been identified. On March 8, 2012, the County was conditionally awarded \$80 million in AB 900 Phase II Jail Construction Financing Award.

On April 29, 2014 the Board of Supervisors approved the conditional award for Project Two (Day Reporting Center) and on June 17, 2014 the Board approved the conditional award of a design-build contract for AB 900 Phase II project One (Maximum-Security, Mental Health Units) and Project III (Intake, Release, Transportation Facility).

On June 27, 2012, SB 1022 was approved by Governor Brown. SB 1022 authorizes the Bureau of State and Community Corrections (BSCC) to design and construct new or renovate existing housing units, support buildings, programming space, and any necessary ancillary improvements in order to add capacity at facilities and to provide medical, dental, and mental health treatment or housing to inmates, and would specify the facilities and projects for which funds may be used.

On October 15, 2013, the Board of Supervisors approved the SB 1022 project financing plan. The primary sources of the match to be committed to this project include \$4 million in fund balance previously set aside in the 2012-2013 Mid-Year Financial Report in Assigned Fund Balance, and \$445,000 from unobligated Public Facilities Fees-Jails for a total County match of \$4,445,000. In addition to these County match sources, the County is responsible for additional costs deemed ineligible as match for the SB 1022 program in the amount of \$250,000, split among unobligated Public Facilities Fees-Jails in the amount of \$79,535 and Public Facilities Fees Detention in the amount of \$170,465. The Public Facilities Fees Committee approved the use of PFF funds on September 30, 2013, and the use was subsequently approved by the Capital Facilities Committee on October 3, 2013. The County's entire 10% cash match of \$4,445,000 previously approved by the Board of Supervisors was transferred to the new REACT Center Capital Project Fund on October 15, 2013.

On December 12, 2013, the Board of State and Community Corrections (BSCC) informed the County that its REACT Center Project would not be recommended to receive a conditional award. Stanislaus County presented an appeal on March 11, 2014 to the BSCC hearing panel. On March 13, 2014 the full BSCC Board granted the appeal of Stanislaus County to award Stanislaus County a preference point for CEQA compliance resulting in Stanislaus moving to the 2nd place ranking and providing for \$40 million for construction of a reentry facility at the Public Safety Center.

On April 4, 2011, AB109 was signed by Governor Brown. AB 109 realigned custodial and community supervision responsibility for non-serious, non-violent, and non-sex offenders, as well as supervision of lower level adult parolees returning from state sentences to counties effective, October 1, 2011. The Department has seen a steady rise in the Average Daily Population (ADP) of AB 109 inmate's from 57 or 5.5% in October 2011 to 334 or 19.2% as of March 2014. Funding for 2013-2014 was \$8,000,000.

In Fiscal Year 2015-2016 the Detention division began hiring to meet the staffing requirements of the AB900 jail facility set to open its doors in early 2017.

The Sheriff's Department has a total fleet of 376 vehicles; of those 143 meet the minimum age and mileage requirements to be considered for replacement under the Fleet Services Policy. In cooperation with General Services Agency Fleet Services, the Department is requesting to replace one vehicle identified for replacement consideration in Budget Year 2016-2017. This vehicle is used by Detention to transport inmates around the county and to Court. This vehicle will be replaced with a similar vehicle and options that are necessary for the environment in which the vehicles operate in. The cost to replace this vehicle is estimated to be \$60,000 and will be funded with a contribution from the General Fund.

The Sheriff's Department Detention Division has an unmet needs request for the 2016-2017 Budget Year of \$1,302,578. Of this amount, \$500,000 is to fund additional overtime that is requested for the staff at the Men's Jail, Public Safety Center, Bureau of Administrative Services and Jail Alternatives. The balance of this amount of \$802,578 is for filled positions that were not funded in the base budget. These requests are not recommended at this time pending a report to the Board of Supervisors on

options for the phased opening of the new Public Safety Center AB 900 Phase II jail facility. The request for funding related to the additional filled positions will be included in the 2016-2017 Final Budget.

STAFFING IMPACTS

Total current authorized positions— 290

The Department is requesting to add two new block-budgeted Assistant Cook II positions as part of Public Safety Restoration. These additional positions will provide the staffing necessary to allow the Department to meet the growing food needs of the inmates housed in the new AB900 facility.

RECOMMENDED PROPOSED BUDGET

It is recommended that a budget of \$39,959,721 be approved for Sheriff – Detention. This budget is funded by \$9,481,407 in estimated department revenue and a \$30,478,314 contribution from the General Fund.

It is recommended to add two new block-budgeted Assistant Cook II positions.

Total recommended authorized positions— 292**

**A previous agenda item was taken to the Board of Supervisors on May 17, 2016 that will add 32 allocated positions due to AB 900 Phase II Public Safety Center Expansion Projects. These positions are not reflected in the authorized positions above. A reconciliation of current unfunded positions and new allocated positions will be included at the time of Final Budget, to coincide with the funding recommendations necessary to support the phased staffing of the AB 900 projects.

STANISLAUS COUNTY, CALIFORNIA
Budget Year 2016-2017



CRIMINAL JUSTICE/PUBLIC PROTECTION
Police Protection

SHERIFF—DRIVER TRAINING PROGRAM

Budget Unit 1769 0028870
 Special Revenue Fund

SERVICES PROVIDED

The Stanislaus County Sheriff's Department Emergency Vehicle Operations Center (EVOC) operates a formal driver's training program. The Department's EVOC is located on the tarmac of the old Crows Landing Naval Air Station.

This training program promotes safe, efficient driving for Deputy Sheriffs, Deputy Sheriff-Custodials, Community Service Officers, Sheriff's Team of Active Seniors (STARS), as well as other law enforcement agencies throughout the County.

FUND/CASH BALANCE

As of July 1, 2016, this fund is projected to have a positive fund balance of \$38,444 compared to the July 1, 2015 positive balance of \$38,444. Cash is tracking similar to fund balance.

| Sheriff - Driver Training Program | | | | | |
|--|-----------------------------|--|--|--|--|
| Classification | 2014-2015 Actual | 2015-2016 Adopted Final Budget* | 2016-2017 Requested Proposed Budget | 2016-2017 Recommended Adjustments | 2016-2017 Recommended Proposed Budget |
| Taxes | \$0 | \$0 | \$0 | \$0 | \$0 |
| Licenses, Permits, Franchises | \$0 | \$0 | \$0 | \$0 | \$0 |
| Fines, Forfeitures, Penalties | \$0 | \$0 | \$0 | \$0 | \$0 |
| Revenue from use of Assets | \$0 | \$0 | \$0 | \$0 | \$0 |
| Intergovernmental Revenue | \$0 | \$0 | \$0 | \$0 | \$0 |
| Charges for Service | \$117,637 | \$205,601 | \$183,501 | \$0 | \$183,501 |
| Miscellaneous Revenue | \$0 | \$0 | \$0 | \$0 | \$0 |
| Other Financing Sources | \$0 | \$0 | \$0 | \$0 | \$0 |
| Total Revenue | \$117,637 | \$205,601 | \$183,501 | \$0 | \$183,501 |
| Salaries and Benefits | \$53,338 | \$134,905 | \$129,397 | \$0 | \$129,397 |
| Services and Supplies | \$10,660 | \$15,050 | \$10,550 | \$0 | \$10,550 |
| Other Charges | \$47,867 | \$55,646 | \$43,554 | \$0 | \$43,554 |
| Fixed Assets | \$0 | \$0 | \$0 | \$0 | \$0 |
| Other Financing Uses | \$5,064 | \$0 | \$0 | \$0 | \$0 |
| Equity | \$0 | \$0 | \$0 | \$0 | \$0 |
| Intrafund | \$0 | \$0 | \$0 | \$0 | \$0 |
| Contingencies | \$0 | \$0 | \$0 | \$0 | \$0 |
| Gross Costs | \$116,929 | \$205,601 | \$183,501 | \$0 | \$183,501 |
| Fund Balance | (\$708) | \$0 | \$0 | \$0 | \$0 |
| Net County Cost | \$0 | \$0 | \$0 | \$0 | \$0 |

*Net county cost carryover savings included in the 2015-2016 Adopted Final Budget is \$0.

PROGRAM DISCUSSION

At the proposed level of funding, the Sheriff's Driver Training Program will be fully funded. The Sheriff's Emergency Vehicle Operations Center (EVOC) is currently operated at the Crows Landing Air Facility. The Sheriff's Department has been notified that the EVOC track will eventually have to relocate based upon anticipated construction projects. The Department has been reviewing other alternatives for this

facility need. A suitable location must be available for this key training component for law enforcement officer mandated perishable skills training.

The Sheriff's Department continues to maintain POST mandatory training standards which include EVOC for Sheriff's personnel and other law enforcement agency personnel.

STAFFING IMPACTS

Total current authorized positions— 0

RECOMMENDED PROPOSED BUDGET

It is recommended that a budget of \$183,501 be approved for Sheriff – Driver Training Program. This budget is funded by \$183,501 in estimated department revenue.

Total recommended authorized positions— 0

STANISLAUS COUNTY, CALIFORNIA
Budget Year 2016-2017

CRIMINAL JUSTICE/PUBLIC PROTECTION
Detention and Correction



SHERIFF—JAIL COMMISSARY/INMATE WELFARE

Budget Unit 4081 0028509
Enterprise Fund

SERVICES PROVIDED

The Jail Commissary/Inmate Welfare Fund was established under Penal Code Section 4025 and can be used only for the benefit, education or welfare of inmates. Profits generated from commissary sales and phone revenue are expended based on recommendations made by the Inmate Welfare Committee for the benefit, education and welfare of the inmates confined within Stanislaus County detention facilities. The programs provided include vocational welding, landscaping, life skills and substance abuse treatment. In addition, there are programs that provide the opportunity to improve reading skills and to obtain a General Education Development (GED) certificate.

FUND/CASH BALANCE

As of July 1, 2016, this fund is projected to have a positive retained earnings of \$989,643 compared to the July 1, 2015 positive balance of \$1,236,900. The decrease is due to the use of fund balance in Fiscal Year 2015-2016.

The July 1, 2015 retained earnings balance has been decreased due to the posting of a prior period adjustment for the unfunded pension liability specific to this department, in the amount of \$156,995, in accordance with the requirements of Governmental Accounting Standards Board (GASB) Statement No. 68. This is an accounting entry for purposes of financial statement reporting and is not representative of operations of the departments. Other than the GASB 68 impact, current Department business operations will have a negative contribution to retained earnings by June 30, 2016. The Department anticipates using \$518,596 of retained earnings in Budget Year 2016-2017. Cash is tracking similar to fund balance.

| Sheriff - Jail Commissary / Inmate Welfare | | | | | |
|---|-----------------------------|--|--|--|--|
| Classification | 2014-2015 Actual | 2015-2016 Adopted Final Budget* | 2016-2017 Requested Proposed Budget | 2016-2017 Recommended Adjustments | 2016-2017 Recommended Proposed Budget |
| Taxes | \$0 | \$0 | \$0 | \$0 | \$0 |
| Licenses, Permits, Franchises | \$0 | \$0 | \$0 | \$0 | \$0 |
| Fines, Forfeitures, Penalties | \$0 | \$0 | \$0 | \$0 | \$0 |
| Revenue from use of Assets | \$6,990 | \$3,500 | \$3,500 | \$0 | \$3,500 |
| Intergovernmental Revenue | \$0 | \$0 | \$0 | \$0 | \$0 |
| Charges for Service | \$147,211 | \$168,193 | \$138,193 | \$0 | \$138,193 |
| Miscellaneous Revenue | \$1,523,671 | \$1,445,500 | \$1,157,500 | \$0 | \$1,157,500 |
| Other Financing Sources | \$0 | \$0 | \$0 | \$0 | \$0 |
| Total Revenue | \$1,677,872 | \$1,617,193 | \$1,299,193 | \$0 | \$1,299,193 |
| Salaries and Benefits | \$249,243 | \$237,358 | \$302,860 | \$0 | \$302,860 |
| Services and Supplies | \$1,208,523 | \$1,421,818 | \$1,462,168 | \$0 | \$1,462,168 |
| Other Charges | \$48,527 | \$55,156 | \$52,761 | \$0 | \$52,761 |
| Fixed Assets | \$0 | \$0 | \$0 | \$0 | \$0 |
| Other Financing Uses | \$0 | \$0 | \$0 | \$0 | \$0 |
| Equity | \$0 | \$0 | \$0 | \$0 | \$0 |
| Intrafund | \$0 | \$0 | \$0 | \$0 | \$0 |
| Contingencies | \$0 | \$0 | \$0 | \$0 | \$0 |
| Gross Costs | \$1,506,293 | \$1,714,332 | \$1,817,789 | \$0 | \$1,817,789 |
| Retained Earnings | (\$171,579) | \$97,139 | \$518,596 | \$0 | \$518,596 |
| Net County Cost | \$0 | \$0 | \$0 | \$0 | \$0 |

*Net county cost carryover savings included in the 2015-2016 Adopted Final Budget is \$0.

PROGRAM DISCUSSION

At the proposed level of funding, the Jail Commissary/Inmate Welfare Fund can maintain current operations. The revenue generated through the sale of commissary items and inmate phone use will be used to fund appropriate needs for the inmate population as determined by the Inmate Welfare Committee. Title 15 of the California Code of Regulations specifies that inmate welfare funds be used primarily for the benefit, recreation, education or welfare of inmates. The Inmate Welfare Committee is charged with this responsibility and may enter into contracts for services.

STAFFING IMPACTS

Total current authorized positions— 3

There are no requested changes to the current level of staffing.

RECOMMENDED PROPOSED BUDGET

It is recommended that a budget of \$1,817,789 be approved for Sheriff – Jail Commissary/Inmate Welfare. This budget is funded by \$1,299,193 in estimated department revenue and \$518,596 in departmental retained earnings.

Total recommended authorized positions— 3

STANISLAUS COUNTY, CALIFORNIA
Budget Year 2016-2017



CRIMINAL JUSTICE/PUBLIC PROTECTION
Police Protection

SHERIFF—JUSTICE ASSISTANCE GRANT

Budget Unit 1799 0028610
 Special Revenue Fund

SERVICES PROVIDED

This budget includes the American Recovery and Reinvestment Act (ARRA) Edward Byrne Memorial Justice Assistance Grant (JAG) and the Non-Recovery Act Edward Byrne Justice Assistance Grant. Both JAG grants are administered by the Department of Justice (DOJ). Federal funding received from both grants will help fund the School Resource Officer at Tuolumne Elementary School and will provide staffing support for the Domestic Violence Program over a two-year period. Positions previously identified for elimination were able to be retained due to this funding.

FUND/CASH BALANCE

As of July 1, 2016, this fund is projected to have a positive fund balance of \$26,120 compared to the July 1, 2015 positive balance of \$26,120. Grant expenditures are incurred and forwarded to the Sheriff's Department for grant submission on a reimbursement request.

As of July 1, 2016, cash is estimated to be zero compared to the July 1, 2015 negative balance of \$45,582. Upon reimbursement, expenditures are coded to the grant and funds are immediately disbursed to the applicable agencies/divisions leaving a zero balance.

| Sheriff - Justice Assistance Grant | | | | | |
|---|-----------------------------|--|--|--|--|
| Classification | 2014-2015 Actual | 2015-2016 Adopted Final Budget* | 2016-2017 Requested Proposed Budget | 2016-2017 Recommended Adjustments | 2016-2017 Recommended Proposed Budget |
| Taxes | \$0 | \$0 | \$0 | \$0 | \$0 |
| Licenses, Permits, Franchises | \$0 | \$0 | \$0 | \$0 | \$0 |
| Fines, Forfeitures, Penalties | \$0 | \$0 | \$0 | \$0 | \$0 |
| Revenue from use of Assets | \$0 | \$0 | \$0 | \$0 | \$0 |
| Intergovernmental Revenue | \$254,345 | \$714,937 | \$721,485 | \$0 | \$721,485 |
| Charges for Service | \$0 | \$0 | \$0 | \$0 | \$0 |
| Miscellaneous Revenue | \$0 | \$0 | \$0 | \$0 | \$0 |
| Other Financing Sources | \$0 | \$0 | \$0 | \$0 | \$0 |
| Total Revenue | \$254,345 | \$714,937 | \$721,485 | \$0 | \$721,485 |
| Salaries and Benefits | \$0 | \$0 | \$0 | \$0 | \$0 |
| Services and Supplies | \$157,497 | \$640,927 | \$635,936 | \$0 | \$635,936 |
| Other Charges | \$70,728 | \$74,010 | \$85,549 | \$0 | \$85,549 |
| Fixed Assets | \$0 | \$0 | \$0 | \$0 | \$0 |
| Other Financing Uses | \$0 | \$0 | \$0 | \$0 | \$0 |
| Equity | \$0 | \$0 | \$0 | \$0 | \$0 |
| Intrafund | \$0 | \$0 | \$0 | \$0 | \$0 |
| Contingencies | \$0 | \$0 | \$0 | \$0 | \$0 |
| Gross Costs | \$228,225 | \$714,937 | \$721,485 | \$0 | \$721,485 |
| Fund Balance | (\$26,120) | \$0 | \$0 | \$0 | \$0 |
| Net County Cost | \$0 | \$0 | \$0 | \$0 | \$0 |

*Net county cost carryover savings included in the 2015-2016 Adopted Final Budget is \$0.

PROGRAM DISCUSSION

At the proposed level of funding, the JAG grants will provide revenue to fund a portion of a Deputy Probation Officer for the Domestic Violence Program and a portion of Deputy Sheriff overtime dedicated to gang suppression. The JAG grants will provide revenue to the Modesto Police Department to purchase 800 MHz and UHF radios.

In 2014-2015 Stanislaus County was successful in obtaining a new JAG grant that will fund several positions with the Stanislaus Drug Enforcement Agency (SDEA), a Deputy Probation Officer dedicated to the JAG program within SDEA as well as Community Based Organization programs administered by the Boys and Girls Club of Stanislaus County, the Family Justice Center (Art Restores Kids, Camp HOPE), and Community Services Agency (Applied Performance Sciences). This JAG grant was awarded as a three year award so the Department will continue to act as the fiduciary for this grant until at least December 31 of 2017.

STAFFING IMPACTS

Total current authorized positions— 0

RECOMMENDED PROPOSED BUDGET

It is recommended that a budget of \$721,485 be approved for Sheriff – Justice Assistance Grant. This budget is funded by \$721,485 in estimated department revenue.

Total recommended authorized positions— 0

STANISLAUS COUNTY, CALIFORNIA
Budget Year 2016-2017



CRIMINAL JUSTICE/PUBLIC PROTECTION
Other Protection

SHERIFF—OPERATIONS

Budget Unit 0100 0028200
 General Fund

SERVICES PROVIDED

The Sheriff – Operations budget provides funding for law enforcement services in the unincorporated areas of Stanislaus County, including but not limited to the communities of Denair, Del Rio, Empire, Keyes, Knights Ferry and Salida. These services include Sheriff’s Patrol, Investigations, Juvenile Services, and Drug Enforcement. This budget also funds the Coroner’s Office, Public Administrator, and Training Center. The Sheriff’s Department will continue to maintain a leadership role in the community through effective community relationships and proactive enforcement efforts. The Department will also work closely with local, state, and federal partners in identifying and responding to potential threats to our communities.

The Patrol Division budget has been separated into the following units to enable the Sheriff’s Department to better account for revenue and expenditures: Air Support, Bomb Team, K-9 Unit, Special Weapons and Tactics (SWAT), Dive Team, Mounted Unit, Reservoir Unit, Off Highway Vehicles Enforcement Team (OHVET), Critical Response Team, Volunteers, High Intensity Drug Trafficking Area (HIDTA), Property and Evidence, the Identification Unit, the Community Resource Deputies Crime Reduction Team and the Sheriff’s Team Investigating Narcotics and Gangs (STING).

| Sheriff - Operations | | | | | |
|-------------------------------|-----------------------------|--|--|--|--|
| Classification | 2014-2015 Actual | 2015-2016 Adopted Final Budget* | 2016-2017 Requested Proposed Budget | 2016-2017 Recommended Adjustments | 2016-2017 Recommended Proposed Budget |
| Taxes | \$0 | \$0 | \$0 | \$0 | \$0 |
| Licenses, Permits, Franchises | \$414,647 | \$0 | \$0 | \$0 | \$0 |
| Fines, Forfeitures, Penalties | \$25,303 | \$20,000 | \$20,000 | \$0 | \$20,000 |
| Revenue from use of Assets | \$0 | \$0 | \$0 | \$0 | \$0 |
| Intergovernmental Revenue | \$1,246,718 | \$940,835 | \$979,350 | \$0 | \$979,350 |
| Charges for Service | \$1,447,957 | \$1,280,426 | \$1,176,840 | \$0 | \$1,176,840 |
| Miscellaneous Revenue | \$54,496 | \$10,500 | \$10,600 | \$0 | \$10,600 |
| Other Financing Sources | \$122,686 | \$0 | \$0 | \$0 | \$0 |
| Total Revenue | \$3,311,807 | \$2,251,761 | \$2,186,790 | \$0 | \$2,186,790 |
| Salaries and Benefits | \$21,984,840 | \$17,772,385 | \$20,014,849 | \$0 | \$20,014,849 |
| Services and Supplies | \$5,250,313 | \$5,295,949 | \$4,662,700 | \$546,560 | \$5,209,260 |
| Other Charges | \$2,443,086 | \$2,303,831 | \$2,497,766 | \$0 | \$2,497,766 |
| Fixed Assets | | | | | |
| Buildings & Improvements | \$0 | \$10,000 | \$10,000 | \$250,000 | \$260,000 |
| Equipment | \$1,266,960 | \$1,830,427 | \$1,223,800 | \$0 | \$1,223,800 |
| Other Financing Uses | \$10,000 | \$0 | \$0 | \$0 | \$0 |
| Equity | \$0 | \$0 | \$0 | \$0 | \$0 |
| Intrafund | (\$625,130) | (\$573,560) | (\$553,960) | \$0 | (\$553,960) |
| Contingencies | \$0 | \$2,328,862 | \$1,172,110 | \$0 | \$1,172,110 |
| Gross Costs | \$30,330,069 | \$28,967,894 | \$29,027,265 | \$796,560 | \$29,823,825 |
| Fund Balance | \$0 | \$0 | \$0 | \$0 | \$0 |
| Net County Cost | \$27,018,262 | \$26,716,133 | \$26,840,475 | \$796,560 | \$27,637,035 |

*Net county cost carryover savings included in the 2015-2016 Adopted Final Budget is \$0.

PROGRAM DISCUSSION

The proposed level of funding provides a base budget to support existing service levels delivered by the Sheriff – Operations budget, as well as expanded funding for the Board of Supervisors' Public Safety Restoration program and support for certain unmet needs as identified by the Department.

The Board of Supervisors implemented a new Public Safety Restoration (PSR) program in Fiscal Year 2014-2015, intended to increase service levels provided by the Sheriff and other public safety departments. Total Phase I funding was approved up to \$4 million County-wide, of which the Sheriff received \$2,496,000 to support funding for 18 positions. Phase II PSR funding is included within the 2016-2017 Recommended Proposed Budget, totaling \$6 million for all departments and \$3,744,000 for the Sheriff, of which \$2,571,890 has been funded in the Departments base budget for filled positions and \$1,172,110 has been budgeted in Department Contingencies and will be transferred to operating accounts as positions are filled.

The increase in Phase II funding will add six Deputy Sheriff positions to Sheriff Operations, two Assistant Cook positions to Sheriff Detention and one Manager IV to Sheriff Administration. The new Deputy Sheriff positions will be assigned to Patrol operations to support existing staffing levels and improve response times to the community. Note that the Department's request includes changes from the original Phase II PSR Plan to exchange one Deputy Sheriff for an IT Manager IV position in Administration, and to exchange funding of .5 Lieutenant for .5 of a Sergeant.

At the proposed level of funding, the Department will maintain minimal Patrol services for the entire County, with improvements supported by additional positions funded through the Board of Supervisors' PSR program. Through a coordinated effort among Recruitment and Backgrounds staff the Sheriff's Department has made considerable strides in filling vacancies within the Operations Division over the past year. The Department expects to be able to complete several service restorations within the 2016-2017 Budget Year, including the full deployment of the Sheriff's Team Investigating Narcotics and Gangs (STING), restoration of the Community Resource Deputies, and increasing the number of Detectives devoted to General Crimes Investigations.

The Department has graduated two Regular Basic Police Academy courses under the new design format at the Sheriff's Regional Training Center. The academy partnership continues to grow, adding instructional personnel from both Modesto Police Department and the San Joaquin County Sheriff's Department to offset instructional costs. The Sheriff's Department has received very positive feedback on the performance of recent graduates. Two classes are budgeted for the 2016-2017 Budget Year.

Funding in the amount of \$46,560 is recommended to continue to send all new deputies to Five Core Classes after they graduate from the Regular Basic Academy. These classes provide advanced education to the Deputies within their first year to prepare them for additional situations they will encounter. The skills learned in these classes are Interview and Investigation, Crisis Intervention Training, Basic Traffic Collision, DUI training/investigation, Drug and Influence Training.

The Sheriff is requesting funding in the amount of \$250,000 to install a 160' radio tower in partnership with the City of Waterford. This installation will fix a dead zone in the Sheriff's radio communication footprint, allow the deputies to respond faster in the area of Waterford, and improve officer safety by significantly reducing the amount of time any Deputy in the Waterford area will be out of radio contact with dispatch. This request is recommended.

The Sheriff's Department identified additional requests of \$981,395 in one-time costs supporting a variety of areas within Sheriff Operations. Upon review of the requests, the Chief Executive Office is recommending funding in the amount of \$500,000, for which the Sheriff will prioritize spending on the following projects:

- The Sheriff's Department Administration Division has an unmet need of \$327,895 to repair/replace flooring and furniture upgrades in the administration division section of the Sheriff's Operations Center. This section of the building has not been updated since the building was occupied and the current carpet is fraying and has to be repaired regularly.
- A request of \$275,000 has been identified to outfit one of the air unit helicopters with the necessary computers, software, and mounting hardware to allow it to use the surveillance

camera purchased by the Sheriff in Fiscal Year 2015-2016. This will increase the capability of the Sheriff's air unit by allowing vital equipment to be shared amongst the aircraft. It will also replace the forward looking infrared unit currently on the helicopter which needs to be replaced.

- The Department has requested \$33,000 to outfit 4 new Tactical Flight Officers with tactical flight helmets to be used for safety during helicopter operations.
- Additional radio equipment has been identified as an unmet need for the air support unit in the amount of \$120,000. The current equipment cannot communicate with surrounding agencies (Modesto, Turlock, and Ceres Police Departments) without being manually reprogrammed on a Windows XP laptop. Any outside agency that works on a different frequency would have the communication issues. The new radios are \$48,000 each plus \$12,000 for installation and one is needed for each of the county's two helicopters.
- The Bomb Squad is in need of rebuilding and upgrading the technology deployed on the existing robot used to support department operations. The Andros F6A robot was purchased in 2001 and utilizes radio and camera technology available at that time. The robot has been deployed on thousands of calls to include; suspicious packages, live explosive devices, hostage negotiations, SWAT missions, HAZMAT incidents, and public demonstrations. Rebuilding the existing robot to support a new platform with modern radio and camera technology is estimated to cost \$115,000, and will avoid the cost of purchasing an entire new unit. Improved capabilities will also reduce the number of instances in which Bomb Squad, SWAT and HAZMAT personnel are required to directly engage potential threats, and therefore increase the safety of employees and the public.
- A request of \$49,000 to purchase dual band radios for the Mobile Field Force and the Dive Team because these units are often called out to assist other agencies who use the 800MHz radios. The current radio system does not allow mutual aid units to speak directly to any agency on an 800MHz system. Some agencies on this system include Modesto, Turlock, and Ceres Police Department.
- Additional funds for investigative equipment of \$12,500 for an iStar camera which will allow Deputies to put a photographic overlay on the 3d image produced by the Leica scanner used for documenting building layouts and crime scenes. This will be useful both in investigation and with Department efforts to support the security of public buildings. This also includes new cameras for the ID unit to use when photographing evidence and crime scenes.
- A request of \$20,000 to set up dedicated evidence storage for digital evidence extractions completed by Detectives. This will be an array that will allow for future growth of our storage needs over time. This solution will be designed to accommodate the digital storage needs for the next five to ten years, as it allows expansion based off of the ever changing digital storage requirements.
- New flooring in the Sergeants office and new furniture is requested at a total cost of \$29,000. This is necessary due to the age of the current flooring and equipment currently in use. This is a high traffic area which has caused extensive wear and tear on the carpet and the furniture has not been updated since original occupation of the building in 1996.

The Sheriff's Department has a total fleet of 376 vehicles; of those 143 meet the minimum age and mileage requirements to be considered for replacement under the Fleet Services Policy. In cooperation with General Services Agency Fleet Services, the Department is requesting to replace twenty-six vehicles identified for replacement consideration in Budget Year 2016-2017. These vehicles are used to patrol the community and provide an effective deterrent of criminal activity. These vehicles will be replaced with similar vehicles and options that are necessary for the environment in which the vehicles operate in. The cost to replace these vehicles is estimated to total \$1,227,200 and is recommended to be funded with a contribution from the General Fund as part of the base budget.

The Sheriff is requesting \$941,375 in overtime and related FICA taxes that are anticipated to be incurred in Budget Year 2016-2017 as a result of specialty teams training on overtime. This request is not recommended at this time.

The Department is requesting additional estimated revenue of \$515,000 and appropriations increase of \$466,039 to implement a change in accounting procedures so that all costs associated with using vehicles will be accounted through the Sheriff's Operations budget. This will allow the Department to charge an all-encompassing mileage rate for the usage of any car assigned to the contract city. This change was designed to simplify the billing process for vehicles while still charging the Cities for exactly what they are using each month. The Department is also requesting that six vehicles be purchased to

replace those being phased out in the contract cities for a total of \$254,800. These requests have not been recommended until further research has been done with the Auditor-Controller's Department, and to ensure that the General Fund is not used to fund the operational costs of the Sheriff – Contract Cities budget.

STAFFING IMPACTS

Total current authorized positions— 140

The Department is requesting to add six new Deputy Sheriff positions as part of Public Safety Restoration to support Patrol operations.

In addition, the Department is requesting to add one new Deputy Sheriff position to support the County Security Program administered by the CEO - Office of Emergency Services/Fire Warden. This position will be funded by the General Fund and County Security Program.

RECOMMENDED PROPOSED BUDGET

It is recommended that a budget of \$29,823,825 be approved for Sheriff – Operations. This budget is funded by \$2,186,790 in estimated department revenue and a \$27,637,035 contribution from the General Fund.

It is recommended to add seven Deputy Sheriff positions.

Total recommended authorized positions— 147

STANISLAUS COUNTY, CALIFORNIA
Budget Year 2016-2017



CRIMINAL JUSTICE/PUBLIC PROTECTION
Police Protection

SHERIFF—VEHICLE THEFT UNIT

Budget Unit 1715 0028825
 Special Revenue Fund

SERVICES PROVIDED

The Vehicle Theft Unit targets all vehicle-related cases including car-jacking, attempted murders, murders and kidnappings during an auto theft. The program focuses on investigation, arrests, and obtaining felony convictions and longer prison sentences for repeat offenders. This is carried out through multi-jurisdictional cooperation with law enforcement agencies throughout the State and constant contact with the Stanislaus County Auto Theft Task Force (StanCATT). The program provides funding for personnel costs for the Sheriff, the District Attorney and several other agencies that provide staffing for this unit, including the Ceres and Modesto Police Departments.

FUND/CASH BALANCE

As of July 1, 2016, this fund is projected to have a positive fund balance of \$391,736 compared to the July 1, 2015 positive balance of \$433,675. The decrease is due to the use of fund balance in Fiscal Year 2015-2016. The Department anticipates using \$54,821 of fund balance in Budget Year 2016-2017 to pay salaries and benefits, as well as reimburse overtime to the California Highway Payroll for officers assisting the task force. Cash is tracking similar to fund balance.

| Sheriff - Vehicle Theft Unit | | | | | |
|-------------------------------------|-----------------------------|--|--|--|--|
| Classification | 2014-2015 Actual | 2015-2016 Adopted Final Budget* | 2016-2017 Requested Proposed Budget | 2016-2017 Recommended Adjustments | 2016-2017 Recommended Proposed Budget |
| Taxes | \$0 | \$0 | \$0 | \$0 | \$0 |
| Licenses, Permits, Franchises | \$0 | \$0 | \$0 | \$0 | \$0 |
| Fines, Forfeitures, Penalties | \$0 | \$0 | \$0 | \$0 | \$0 |
| Revenue from use of Assets | \$0 | \$0 | \$0 | \$0 | \$0 |
| Intergovernmental Revenue | \$441,026 | \$415,000 | \$427,450 | \$0 | \$427,450 |
| Charges for Service | \$0 | \$0 | \$0 | \$0 | \$0 |
| Miscellaneous Revenue | \$4,000 | \$4,000 | \$4,000 | \$0 | \$4,000 |
| Other Financing Sources | \$0 | \$0 | \$0 | \$0 | \$0 |
| Total Revenue | \$445,026 | \$419,000 | \$431,450 | \$0 | \$431,450 |
| Salaries and Benefits | (\$421) | \$91,471 | \$93,848 | \$0 | \$93,848 |
| Services and Supplies | \$128,482 | \$169,785 | \$179,785 | \$0 | \$179,785 |
| Other Charges | \$139,411 | \$191,683 | \$204,638 | \$0 | \$204,638 |
| Fixed Assets | | | | | |
| Equipment | \$0 | \$8,000 | \$8,000 | \$0 | \$8,000 |
| Other Financing Uses | \$0 | \$0 | \$0 | \$0 | \$0 |
| Equity | \$0 | \$0 | \$0 | \$0 | \$0 |
| Intrafund | \$0 | \$0 | \$0 | \$0 | \$0 |
| Contingencies | \$0 | \$0 | \$0 | \$0 | \$0 |
| Gross Costs | \$267,472 | \$460,939 | \$486,271 | \$0 | \$486,271 |
| Fund Balance | (\$177,554) | \$41,939 | \$54,821 | \$0 | \$54,821 |
| Net County Cost | \$0 | \$0 | \$0 | \$0 | \$0 |

*Net county cost carryover savings included in the 2015-2016 Adopted Final Budget is \$0.

PROGRAM DISCUSSION

At the proposed level of funding, the Stanislaus County Auto Theft Task Force (StanCATT) will continue efforts toward deterrence and investigation of vehicle theft crimes. This program is fully funded by a dedicated revenue source resulting from a State collected \$1 vehicle license fee assessment that expires on January 1, 2018.

STAFFING IMPACTS

Total current authorized positions— 1

There are no requested changes to the current level of staffing.

RECOMMENDED PROPOSED BUDGET

It is recommended that a budget of \$486,271 be approved for Sheriff – Vehicle Theft Unit. This budget is funded by \$431,450 in estimated department revenue and \$54,821 in departmental fund balance.

Total recommended authorized positions— 1



A Healthy Community

Area Agency on Aging/Veterans Services

Behavioral Health and Recovery Services

Child Support Services

Children and Families Commission

Community Services Agency

Health Services Agency

A Healthy Community

INTRODUCTION

A healthy community is vital to the quality of life for our residents. The primary focus on protecting and promoting the physical health and safety of our residents includes preventing disease, disability and death. Protecting emotional safety focuses on social problems that include homelessness, incarceration, and fragmented families with financial and emotional needs. An emphasis on prevention helps to improve the quality of life for those served. Resources dedicated to prevention allow a broader population to be served than the resources required for direct service. Audits and external oversight of State and Federal mandated programs demonstrate that County agencies are effectively administering these services.



- ◆ The Area Agency on Aging plans and coordinates senior services to promote independence and self-sufficiency. Veterans Services provides assistance and advocacy to the men and women who served in the Armed Forces of America, their dependents and survivors;
- ◆ Behavioral Health and Recovery Services provides outpatient and residential behavioral health services to promote emotional health and recovery;
- ◆ The Department of Child Support Services enforces child support orders and establishes and enforces paternity orders;
- ◆ The Children and Families Commission funds education, health, and child care programs that promote early childhood development, from prenatal through age five;
- ◆ The Community Services Agency operates social welfare programs including protective services for children and adults, temporary financial assistance to those in need, emergency food assistance, foster care, and adoptions; and
- ◆ The Health Services Agency provides required public health programs including assessment, monitoring, reporting and assurance of the population's health, with a local focus on prevention and protection. The Agency also operates a safety net primary care and specialty clinic system and as an integrated and collaborative effort, trains Family Medicine and Orthopedic resident physicians.

BUDGET YEAR 2016-2017 ISSUES

The 2016-2017 Proposed Budget recommends \$557,593,950 in appropriations for this priority area. These expenditures are funded by a combination of \$533,578,685 in department revenue, \$6,832,342 in fund balance/retained earnings and \$17,182,923 in General Fund revenue contribution. The net General Fund revenue allocation for Behavioral Health and Recovery Services' programs, including Mental Health and Public Guardian, is \$1,980,924; for the Community Services Agency programs, including General Assistance, In-Home Supportive Services Provider wages, Public Authority Benefits, Public Authority Administration, Public Economic Assistance, and Services and Support, the net General Fund revenue allocation is \$8,802,661; for the Health Services Agency programs, including Clinics and Ancillary Services, Indigent Health Care, and Public Health, the net General Fund revenue allocation is \$5,767,375; for the Area Agency on Aging and Veterans the net General Fund revenue is \$631,963.

The Department of Aging and Veterans Services Proposed Budget totals over \$4 million and includes sufficient Older American Act (OAA) funding that will provide through Howard Training Center (HTC), the Senior Meals Program provider, five days per week of meal service at all 13 Congregate Meal sites located throughout the County. The Department continues to partner with the Veterans Advisory Commission to develop a Veterans Center Facility.

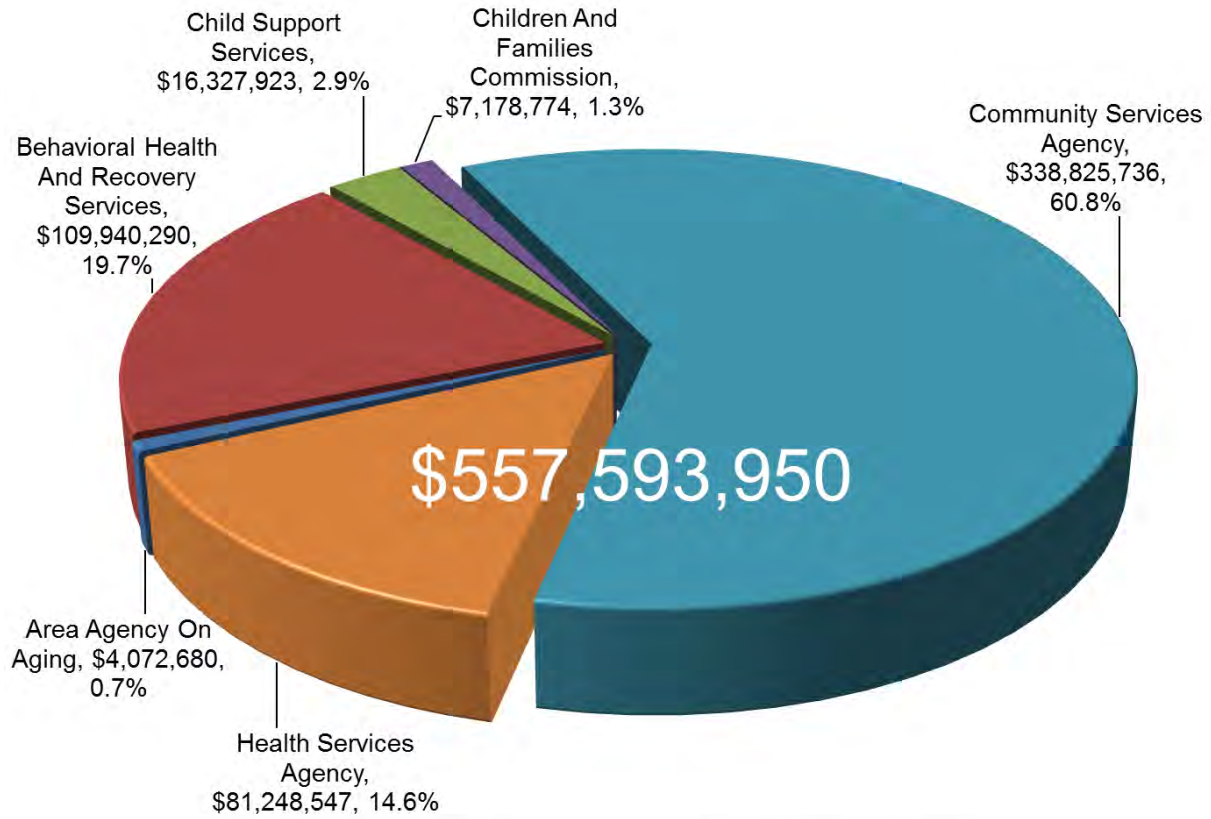
Behavioral Health and Recovery Services, with a total Proposed Budget of \$109.9 million, continues to work with the Chief Executive Office on implementing strategies that reduce costs and preserve scarce reserves. The final component of the strategic plan for the 24/7 Secure Mental Health Services that was approved by the Board of Supervisors in November 2012, implementation of a Crisis Stabilization Unit (CSU) has been accomplished. The CSU opened at the beginning of March 2016.

In Community Services Agency (CSA) the Proposed Budget totals \$338.8 million. This includes Federal and State funding in support of Health Care Reform and Welfare to Work early engagement, family support and subsidized employment. It is estimated that 1 in 2 persons residing in Stanislaus County now have access to health care and nutritional assistance. At the same time, the number of persons on cash aid (CalWORKs and General Assistance) have decreased from a high of one in 16.3 persons receiving services in Fiscal Year 2010-2011, to one in 21 persons receiving services through December 2015.

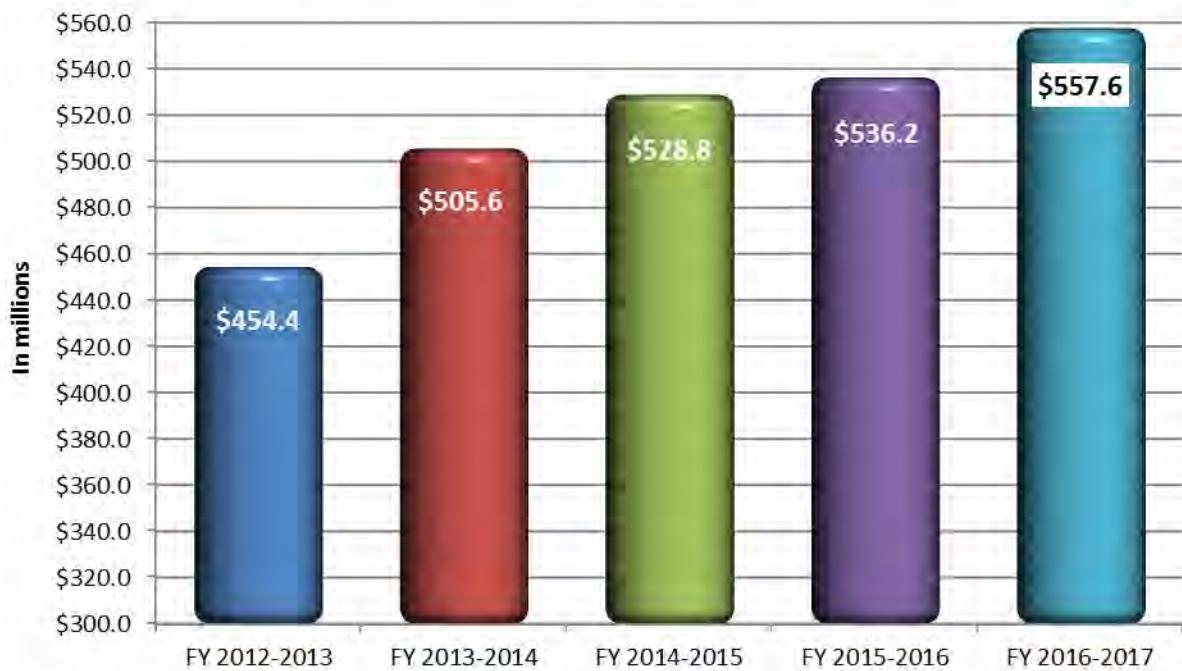
The Health Services Agency's Proposed Budget totals \$81.2 million and reflects a permanent reduction of over \$10 million in 1991 Health Realignment funding as the result of the State's redirection of funding from the implementation of the Affordable Care Act and Medi-Cal expansion, which began January 1, 2014.



A Healthy Community Recommended Appropriations Budget Year 2016-2017



Five Year Comparison of Appropriations





A Healthy Community Summary of Budget Appropriations

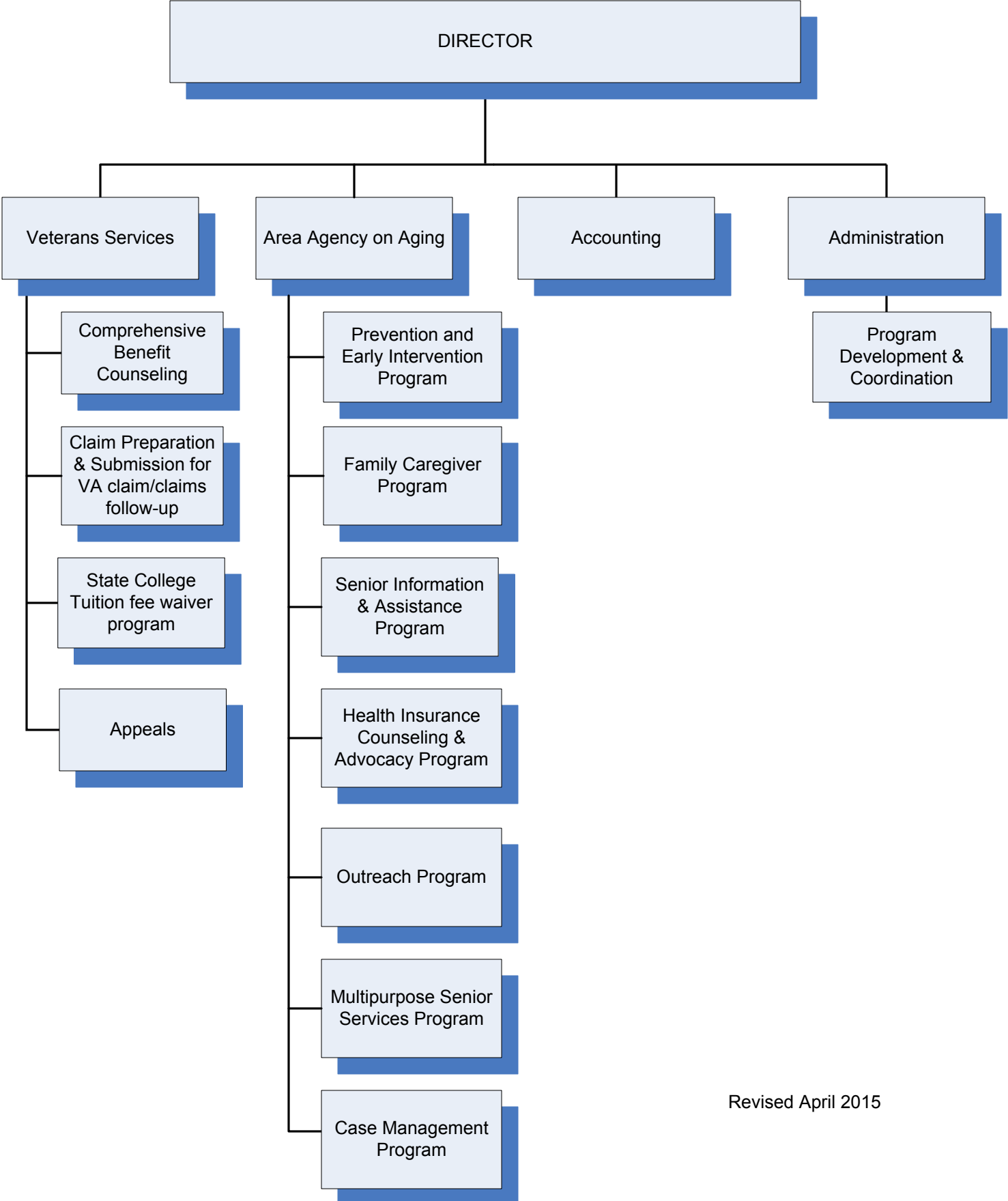
| Page | | | | Recommended 2016-2017 |
|--|-------------|------------|---|--------------------------|
| AREA AGENCY ON AGING | | | | \$4,072,680 |
| | Fund | Org | | |
| 208 | 1051 | 0031000 | Area Agency on Aging | \$3,539,714 |
| 210 | 0100 | 0032000 | Veterans Services | \$532,966 |
| BEHAVIORAL HEALTH AND RECOVERY SERVICES | | | | \$109,940,290 |
| | Fund | Org | | |
| 216 | 1501 | 6000000 | Behavioral Health and Recovery Services | \$49,396,588 |
| 220 | 1502 | 6500001 | Alcohol and Drug Program | \$10,443,861 |
| 223 | 1504 | 6400001 | Managed Care | \$11,572,548 |
| 226 | 1507 | 6800000 | Mental Health Services Act (MHSA) | \$34,446,753 |
| 230 | 1503 | 6030000 | Public Guardian | \$1,318,565 |
| 233 | 1505 | 6700001 | Stanislaus Recovery Center | \$2,761,975 |
| CHILD SUPPORT SERVICES | | | | \$16,327,923 |
| | Fund | Org | | |
| 239 | 1071 | 0240000 | Child Support Services | \$16,327,923 |
| CHILDREN AND FAMILIES COMMISSION | | | | \$7,178,774 |
| | Fund | Org | | |
| 250 | 1755 | 0016140 | Children and Families Commission | \$7,178,774 |
| COMMUNITY SERVICES AGENCY | | | | \$338,825,736 |
| | Fund | Org | | |
| 257 | 1631 | 0045050 | Services and Support | \$154,388,556 |
| 267 | 1637 | 0045961 | County Children's Fund | \$130,050 |
| 269 | 1633 | 0045901 | General Assistance | \$670,128 |
| 272 | 1640 | 0045980 | IHSS Public Authority--Administration | \$874,683 |
| 274 | 1641 | 0045990 | IHSS Public Authority--Benefits | \$1,057,146 |
| 277 | 1642 | 0045992 | IHSS Provider Wages | \$82,161,445 |
| 281 | 1636 | 0045951 | Integrated Children's Services | \$0 |
| 283 | 1632 | 0045801 | Public Economic Assistance | \$99,543,728 |



A Healthy Community Summary of Budget Appropriations

| Page | | | | Recommended 2016-2017 |
|-------------------------------|-------------|------------|---|--------------------------|
| HEALTH SERVICES AGENCY | | | | \$81,248,547 |
| | Fund | Org | | |
| 292 | 1401 | 1301000 | Administration | \$7,520,709 |
| 295 | 4051 | 1010001 | Clinics and Ancillary Services | \$46,796,890 |
| 298 | 1429 | 1210001 | Emergency Medical Services Discretionary Fund | \$95,500 |
| 300 | 1404 | 1501000 | Indigent Health Care Program (IHCP) | \$447,366 |
| 304 | 1434 | 1500010 | IHCP-Emergency Medical Services Hospital | \$202,000 |
| 306 | 1435 | 1500020 | IHCP-Emergency Medical Services Physicians | \$456,500 |
| 308 | 1402 | 1200001 | Public Health | \$25,714,582 |
| 311 | 1428 | 1250001 | Public Health - Vital and Health Statistics | \$15,000 |
| TOTAL | | | | \$557,593,950 |

**STANISLAUS COUNTY
AREA AGENCY ON AGING**



Revised April 2015

STANISLAUS COUNTY, CALIFORNIA
Budget Year 2016-2017
HUMAN SERVICES
Other Assistance



AREA AGENCY ON AGING
Margie Palomino, Director

| BUDGET AT A GLANCE | |
|---------------------------------------|------------------|
| Gross Costs | \$4,072,680 |
| Total Revenue | \$3,388,569 |
| Fund Balance/Retained Earnings | \$52,148 |
| Net County Cost | \$631,963 |
| Total Recommended Staffing | 22 |
| % Funded by Local Discretionary Funds | 15.5% |

MISSION STATEMENT

The Mission of the Department of Aging and Veterans Services is to help seniors and veterans obtain the services and benefits they need to live secure, healthy, and independent lives.

ACCOMPLISHMENTS AND OBJECTIVES

The Accomplishments of Fiscal Year 2015-2016 and Objectives for Budget Year 2016-2017 for Area Agency on Aging include:

**FISCAL YEAR 2015-2016
ACCOMPLISHMENTS**

- ◆ Continued to coordinate with various government and community agencies to meet the growing needs of the senior population.
- ◆ Continued to address mental health needs of seniors through the depression Prevention and Early Intervention (PEI) programs, collaborating with the Behavioral Health & Recovery Services department. This year the programs included a Brief Counseling Program in consultation with a licensed clinical social worker; Peer Counseling-training senior volunteers to assist other seniors through life's challenges; and a Friendly Visitor Program to increase socialization for seniors. These programs aim to either prevent depression or assist seniors with minor depression to understand how they can improve their health and well-being. A total of 79 seniors were assisted through these programs in Fiscal Year 2015, and through March 2016, 53 seniors have enrolled in these programs.
- ◆ Food insecurity and health promotion continued to be addressed through a variety of programs: Farmers Market Coupon distribution; SNAP-Ed (Supplemental Nutrition Assistance Program-Education) and Green Bag programs in collaboration with the Healthy Aging Association. SNAP-Ed includes a short seminar including ways to develop healthy eating and exercise habits. Green Bag programs are available in Modesto, Oakdale and Grayson, with a total of 150 bags of seasonal fruits and vegetables distributed monthly in these 3 cities. SNAP-Ed and Green Bag are collaboration programs with the Healthy Aging Association.
- ◆ Continued to participate with 35 other agencies and County departments in the Senior Coalition of Stanislaus County. The Coalition meets monthly to discuss and implement ways to collaborate regarding delivery of health and wellness services, especially to seniors who are eligible for both Medicare and Medi-Cal.
- ◆ Co-sponsored, with the Healthy Aging Association, the 14th Annual Healthy Aging and Fall Prevention Summit, where over 1,200 seniors and caregivers received various health screens and information from over 75 vendors.

FISCAL YEAR 2015-2016

ACCOMPLISHMENTS

- ◆ Continued a symbiotic relationship with the California State University Stanislaus social work and nursing departments by accepting interns to assist with the Multipurpose Senior Services Program (MSSP). Each year two social work interns and two groups of nursing students, totaling 18 students, have learned about senior services while assisting the MSSP staff efficiently deliver those services.
- ◆ Through grants and donations received by the Stanislaus Senior Foundation, the staff was able to assist seniors with critical emergency needs. The AAA staff collaborated with the staff of the Adult Protective Services to identify and meet those needs. For Fiscal Year 2016, 40 seniors have received emergency help from the Senior Foundation.
- ◆ Volunteers were recruited to assist with the needs of seniors in various programs: PEI and Health Insurance Counseling and Advocacy Program (HICAP).
- ◆ A new Case Management Program was created and a social worker hired to assist seniors who do not qualify for the Multipurpose Senior Services Program; since November 2015, 22 seniors have received case management services.
- ◆ Participated with Stanislaus Council of Governments (StanCOG) staff and volunteers to draft a new Public Transit-Human Services Coordination Plan.
- ◆ Continued to provide staff support to the Veterans Advisory Commission, assisting as they work towards the establishment of a Veterans Center Facility.

BUDGET YEAR 2016-2017

OBJECTIVES

- ◆ Continue the successful collaboration with city and county governments and non-profit agencies to alert seniors and caregivers to numerous scams and other forms of elder abuse.
- ◆ Continue to recruit volunteers to assist with various programs, particularly seeking bi-lingual volunteers
- ◆ Plan greater number of outreach events to low income seniors, increasing their awareness of services and programs available to assist them
- ◆ Collaborate with the Healthy Aging Association to expand the Green Bag program of free fresh fruits and vegetables to low income seniors, to Patterson and Riverbank
- ◆ Promote the establishment of Senior Community Gardens and Senior Walking Groups to increase healthy lifestyles for seniors
- ◆ Assist seniors who participate in the Home Delivered Meals Program to understand and participate in other programs such as Project Hope. Students from the California State University, Stanislaus or Modesto Junior College will do in-home assessments of seniors for these programs
- ◆ Coordinate veterans services in the County with the various private and non-profit organizations, formalizing partnerships with these organizations so they can provide services at the new Veterans Facility
- ◆ Transition the operation of the Veterans Transportation program from the Veterans Administration to MOVE and the Veterans Services Office, to increase the number of veterans being served and will expand the volunteer driver base
- ◆ The Veterans Services Office will continue to participate in the Board of Supervisors' Focus on Prevention Initiative, particularly as it relates to homeless veterans in Stanislaus County.

**BUDGET YEAR 2016-2017
OBJECTIVES**

- ◆ Work closely with the Veterans Foundation to identify and write grants to expand services for all veterans in Stanislaus County

BUDGETS WITHIN AREA AGENCY ON AGING INCLUDE:

- ◆ Area Agency on Aging
- ◆ Veterans Services

STANISLAUS COUNTY, CALIFORNIA
Budget Year 2016-2017
HUMAN SERVICES
Other Assistance



AREA AGENCY ON AGING

Budget Unit 1051 0031000
Special Revenue Fund

SERVICES PROVIDED

The Area Agency on Aging (AAA), in accordance with the Older Americans Act (OAA), serves as a visible and effective advocate for older individuals and provides local leadership in accomplishing State and Federal program goals. The AAA also plans and coordinates senior services in Stanislaus County, providing those services either directly or through contracts, to approximately 12,000 seniors with priority to those who are low income, frail, minority, and/or at risk of losing their independence. Senior Information and Assistance, Outreach, Case Management, Family Caregiver Support Program, Multipurpose Senior Services Program (MSSP), the Health Insurance Counseling and Advocacy Program (HICAP) and Project Hope, which is funded with Prevention and Early Intervention (PEI) funds from Behavioral Health and Recovery Services Mental Health Services Act, are provided as direct services. All other OAA programs and services are contracted to local service providers, including: Congregate and Home-Delivered Meals, Legal Assistance, Ombudsman, Elder Abuse Prevention, Homemaker, Respite Care, Employment, Disease Prevention, and Health Promotion (Young at Heart Exercise Program).

The AAA will continue to be involved and expand the numerous partnerships and collaborations with community organizations and other County departments. This network for aging will continue to find ways to expand the community-based system of services, which include but are not limited to those offered by the AAA, that will assist the increasing number of seniors and adults with disabilities to remain independent and live in their communities for as long as possible. The AAA will also continue to offer staff support to its advisory board, the Commission on Aging; to the Services to Older Adults Advisory Council (STO AAC); and to the Veterans Advisory Commission. Additionally, the AAA, in partnership with the Healthy Aging Association, will offer the 14th Annual Healthy Aging and Fall Prevention Summit and be an active member of the Stanislaus Elder Abuse Prevention Alliance (SEAPA), the Stanislaus Senior Foundation and the Stanislaus Senior Coalition.

FUND/CASH BALANCE

As of July 1, 2016, the Area Agency on Aging projects the fund balance to be \$1,025,000 as compared to the July 1, 2015 fund balance of \$1,008,517. The variance is due to the timing of receipt of funding contract amounts for all programs and the final closeout process of all programs in Fiscal Year.

As of July 1, 2016, the fund is projected to have a cash balance of \$850,000, as compared to the July 1, 2015 cash balance of \$826,052. The variance is due to the timing of receipt of funding contract amounts for all programs and the final closeout process of all programs in Fiscal Year.

The difference between fund balance and cash balance is due to the timing of receipt of funding and will be reflected in accounts receivable.

| Area Agency on Aging | | | | | |
|-------------------------------|-----------------------------|--|--|--|--|
| Classification | 2014-2015 Actual | 2015-2016 Adopted Final Budget* | 2016-2017 Requested Proposed Budget | 2016-2017 Recommended Adjustments | 2016-2017 Recommended Proposed Budget |
| Taxes | \$0 | \$0 | \$0 | \$0 | \$0 |
| Licenses, Permits, Franchises | \$0 | \$0 | \$0 | \$0 | \$0 |
| Fines, Forfeitures, Penalties | \$0 | \$0 | \$0 | \$0 | \$0 |
| Revenue from use of Assets | \$2,798 | \$0 | \$0 | \$0 | \$0 |
| Intergovernmental Revenue | \$2,986,758 | \$2,966,056 | \$2,877,644 | \$0 | \$2,877,644 |
| Charges for Service | \$312,000 | \$312,000 | \$312,000 | \$0 | \$312,000 |
| Miscellaneous Revenue | \$1,968 | \$5,000 | \$5,000 | \$0 | \$5,000 |
| Other Financing Sources | \$1,280 | \$0 | \$0 | \$0 | \$0 |
| Total Revenue | \$3,304,804 | \$3,283,056 | \$3,194,644 | \$0 | \$3,194,644 |
| Salaries and Benefits | \$1,283,208 | \$1,540,500 | \$1,593,185 | \$0 | \$1,593,185 |
| Services and Supplies | \$388,186 | \$407,866 | \$324,211 | \$0 | \$324,211 |
| Other Charges | \$1,719,511 | \$1,627,612 | \$1,622,318 | \$0 | \$1,622,318 |
| Fixed Assets | \$0 | \$0 | \$0 | \$0 | \$0 |
| Other Financing Uses | \$0 | \$0 | \$0 | \$0 | \$0 |
| Equity | \$0 | \$0 | \$0 | \$0 | \$0 |
| Intrafund | \$0 | \$0 | \$0 | \$0 | \$0 |
| Contingencies | \$0 | \$0 | \$0 | \$0 | \$0 |
| Gross Costs | \$3,390,905 | \$3,575,978 | \$3,539,714 | \$0 | \$3,539,714 |
| Fund Balance | (\$206,821) | \$0 | \$52,148 | \$0 | \$52,148 |
| Net County Cost | \$292,922 | \$292,922 | \$292,922 | \$0 | \$292,922 |

*Net county cost carryover savings included in the 2015-2016 Adopted Final Budget is \$0.

PROGRAM DISCUSSION

At the proposed level of funding, the Department can maintain levels of service both in the Older Americans Act (OAA), Prevention and Early Intervention (PEI), and Multipurpose Senior Services Program (MSSP). More specifically, the larger OAA program, the Senior Nutrition Program will continue to operate its 13 Congregate Meals sites through a contract with Howard Training Center and will offer meals five days per week. The Home-Delivered Meals program will also continue delivery of meals to approximately 400 seniors who are homebound and isolated. Additionally, the Department will continue to provide oversight and technical assistance to its contracting service providers.

The Department is estimating the use of approximately \$52,000 of departmental fund balance in Budget Year 2016-2017 due to previously approved increases in salaries, health insurance costs, and overhead charges. Despite the fact that the AAA has not received any increases in Federal and State funding in the last several years, it has been able to absorb all additional costs within its allocated funding. The AAA is once again estimating flat funding from its Federal and State grants.

STAFFING IMPACTS

Total current authorized positions— 17

There are no requested changes to the current level of staffing.

RECOMMENDED PROPOSED BUDGET

It is recommended that a budget of \$3,539,714 be approved for Area Agency on Aging. This budget is funded by \$3,194,644 in estimated department revenue, \$52,148 in departmental fund balance and a \$292,922 contribution from the General Fund.

Total recommended authorized positions— 17

STANISLAUS COUNTY, CALIFORNIA
Budget Year 2016-2017
HUMAN SERVICES
Veterans Service



AAA—VETERANS SERVICES

Budget Unit 0100 0032000
General Fund

SERVICES PROVIDED

The County Veterans Services Office (CVSO) assists veterans and their qualified dependents in obtaining Federal, State, and local benefits and provides counseling on Federal, State, and local veterans benefits, claim preparation and submission, claim follow-up, and initiation and development of appeals (when appropriate). Information and referral services to link veterans to other County and community services are also provided. Another crucial service provided to veterans is the College Fee Waiver Program. These services are provided to qualifying veterans whose dependents are attending colleges/universities in the California State University system. State subvention funds and discretionary General Fund revenue fund this program. The CVSO will continue offering the increased outreach activities in partnership with the Veterans Advisory Commission, the Vet Center and the Veterans Administration Modesto Clinic.

The goal of these services is to maximize Federal and State benefits and reimbursements. Since all of the compensation that veterans obtain is 100% federally funded, the CVSO focuses on working with other County departments to maximize Federal revenue locally, which in turn saves County General Fund dollars. Following is a summary of the annual revenue the CVSOs activities bring to this County:

1. During the last reporting period, the CVSO obtained \$532,084 from the Department of Veterans Affairs in new and increased monthly cash benefits for Veterans. On an annualized basis this amounts to more than \$6.4 million dollars in new benefit payments.
2. During the same period, the CVSO obtained \$7.5 million in one-time benefits for veterans or their dependents.

Studies have shown that monies spent in a community could turn over between three to seven times, which is a fairly accurate measure of the spending impact on a community. Using the conservative multiplier of three, this equates to a spending impact of at least \$19 million from the annualized monthly cash benefits and over \$22 million from the one-time benefits received.

3. Approximately \$586,500 of cost avoidance to the County's General Fund has been preserved by participating in the State Mandated Welfare Referral Program. This program requires the CVSO to verify and make benefit entitlement determinations on all public assistance referrals (i.e., General Assistance, CalWORKS, Food Stamps and Medi-Cal) received from the Community Services Agency.
4. The advocacy efforts of all CVSO's in the State, in partnership with various Veterans organizations, resulted in a statewide permanent allocation of an additional \$5.6 million in subvention funding for Fiscal Year 2015-2016. Consequently, for Budget Year 2016-2017, the local Veteran Service Office will again receive a \$62,000 allocation.

The County Veterans Services Office brings maximum return to the County for the funds expended in providing services to the veteran population. In addition to this revenue being spent in local businesses, the California Department of Finance estimates that approximately 16 cents of every award dollar represents new local tax revenue.

| AAA - Veterans Services | | | | | |
|--------------------------------|-----------------------------|--|--|--|--|
| Classification | 2014-2015 Actual | 2015-2016 Adopted Final Budget* | 2016-2017 Requested Proposed Budget | 2016-2017 Recommended Adjustments | 2016-2017 Recommended Proposed Budget |
| Taxes | \$0 | \$0 | \$0 | \$0 | \$0 |
| Licenses, Permits, Franchises | \$0 | \$0 | \$0 | \$0 | \$0 |
| Fines, Forfeitures, Penalties | \$0 | \$0 | \$0 | \$0 | \$0 |
| Revenue from use of Assets | \$0 | \$0 | \$0 | \$0 | \$0 |
| Intergovernmental Revenue | \$174,291 | \$193,425 | \$193,425 | \$0 | \$193,425 |
| Charges for Service | \$0 | \$0 | \$0 | \$0 | \$0 |
| Miscellaneous Revenue | \$30 | \$500 | \$500 | \$0 | \$500 |
| Other Financing Sources | \$0 | \$0 | \$0 | \$0 | \$0 |
| Total Revenue | \$174,321 | \$193,925 | \$193,925 | \$0 | \$193,925 |
| Salaries and Benefits | \$372,792 | \$456,466 | \$443,043 | \$0 | \$443,043 |
| Services and Supplies | \$30,406 | \$61,214 | \$48,186 | \$0 | \$48,186 |
| Other Charges | \$34,281 | \$36,462 | \$41,737 | \$0 | \$41,737 |
| Fixed Assets | \$0 | \$0 | \$0 | \$0 | \$0 |
| Other Financing Uses | \$0 | \$0 | \$0 | \$0 | \$0 |
| Equity | \$0 | \$0 | \$0 | \$0 | \$0 |
| Intrafund | \$10 | \$0 | \$0 | \$0 | \$0 |
| Contingencies | \$0 | \$0 | \$0 | \$0 | \$0 |
| Gross Costs | \$437,489 | \$554,142 | \$532,966 | \$0 | \$532,966 |
| Fund Balance | \$0 | \$0 | \$0 | \$0 | \$0 |
| Net County Cost | \$263,168 | \$360,217 | \$339,041 | \$0 | \$339,041 |

*Net county cost carryover savings included in the 2015-2016 Adopted Final Budget is \$0.

PROGRAM DISCUSSION

At the proposed level of funding, the Veterans Services Office (VSO) can maintain levels of services to all the Veterans of Stanislaus County since it will be able to keep the same staffing levels. Additionally, due to the outreach efforts of the Veterans Advisory Commission (VAC), awareness about the services the VSO provides to Veterans in the County has increased tremendously over the last couple of years. The VSO has experienced an increase of approximately 20% in the number of Veterans of all ages looking for services. The VSO is able to serve these additional Veterans within its allocated resources.

The VSO is also looking forward to moving into the new one-stop Veterans Center Facility in the fall of 2016, where it will continue to look for ways, such as grants and partnerships, to expand services for all Veterans in Stanislaus County. Major emphasis will be placed on greater collaboration and coordination of services and programs for homeless and unemployed Veterans.

The Department continues to collaborate with the Veterans Advisory Commission and the Chief Executive Office to develop a One-Stop Veterans Service Center. Department staff participated in an extensive Request for Proposal process to secure a facility for the Veterans Center. On April 19, 2016 the Board of Supervisors authorized the Project Manager to negotiate an Operations Agreement with the City of Modesto and a local non-profit organization, as well as a Facility lease agreement with the property owner of the proposed site for the Veterans Center Facility.

The Veterans Advisory Commission goals of providing transportation to veterans to medical appointments locally and to the bay area, provide Outreach efforts to veterans, increase visibility at local job Fairs and Educational settings and develop a Veterans Center Facility continue to be the top priorities for the Commission.

STAFFING IMPACTS

Total current authorized positions— 5

The Department is requesting to block-budget the Veterans Services Representative classification and positions to a Veteran Services Representative I/II.

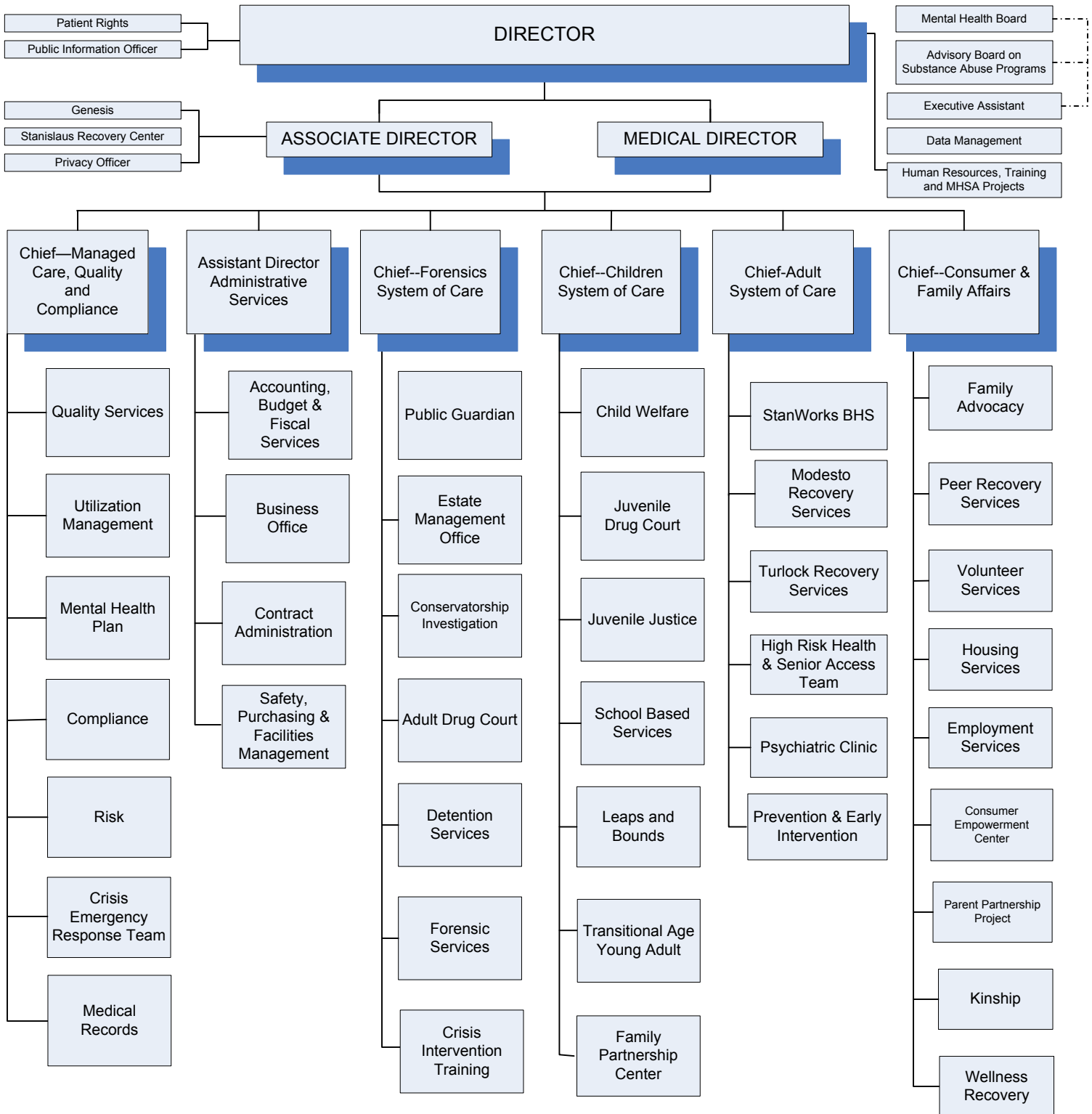
RECOMMENDED PROPOSED BUDGET

It is recommended that a budget of \$532,966 be approved for Area Agency on Aging – Veterans Services. This budget is funded by \$193,925 in estimated revenue and a \$339,041 contribution from the General Fund.

It is also recommended to conduct a classification study of the Veterans Service Representative classification.

Total recommended authorized positions— 5

STANISLAUS COUNTY BEHAVIORAL HEALTH AND RECOVERY SERVICES



Revised June 2014

STANISLAUS COUNTY, CALIFORNIA
Budget Year 2016-2017



HUMAN SERVICES
Health

**BEHAVIORAL HEALTH AND
 RECOVERY SERVICES**
**Madelyn Schlaepfer, PhD.,
 Director**

BUDGET AT A GLANCE

| | |
|---------------------------------------|--------------------|
| Gross Costs | \$109,940,290 |
| Total Revenue | \$103,337,627 |
| Fund Balance/Retained Earnings | \$4,621,739 |
| Net County Cost | \$1,980,924 |
| Total Recommended Staffing | 455 |
| % Funded by Local Discretionary Funds | 1.8% |

MISSION STATEMENT

In partnership with our community, our mission is to provide and manage effective prevention and behavioral health services that promote the community's capacity to achieve wellness, resilience, and recovery outcomes.

ACCOMPLISHMENTS AND OBJECTIVES

The Accomplishments of Fiscal Year 2015-2016 and Objectives for Budget Year 2016-2017 for Behavioral Health and Recovery Services include:

**FISCAL YEAR 2015-2016
 ACCOMPLISHMENTS**

- ◆ Implemented almost all aspects of the Electronic Health Record (EHR)
- ◆ On October 1, 2015, BHRS transitioned to the new Diagnostic and Statistical Manual of Mental Disorders (DSM V) and to International Classification of Disease (ICD) 10
- ◆ The Executive Assistant and the new Assistant Director successfully completed an intensive Leadership Institute offered by the California Institute for Behavioral Health Solutions and University of Southern California
- ◆ Completed the second round of Mental Health Services Act planning for Fiscal Year 2015-2016 with the development of several Plan Updates
- ◆ Completed the final goal of the BHRS 24/7 Secure Mental Health Services Strategic Plan by opening the new Crisis Stabilization Unit at the end of February 2016
- ◆ Implemented on a Department-wide basis the use of iDashboard so outcomes can be monitored
- ◆ Opened "The Spot," a drop-in center for youth involved primarily with juvenile probation
- ◆ On August 13, 2015, BHRS staff moved into the new Day Reporting Center creating a one-stop location for better engagement and outcomes with people involved in the criminal justice system
- ◆ Hosted a Crisis Intervention Academy that was attended by 22 law enforcement personnel from Modesto Junior College, Stanislaus Sheriff, Oakdale Police Department, Stanislaus Probation, and California State University Stanislaus Police Department
- ◆ In partnership with Community Services Agency, fully implemented stipulations of the Katie A lawsuit

**BUDGET YEAR 2016-2017
OBJECTIVES**

- ◆ Decrease the number of children being hospitalized through the implementation of the Crisis Intervention Program and Full Service Partnership for children
- ◆ Hire a consultant and complete the department-wide plan to accommodate space needs, both short-term and long-term
- ◆ Complete implementation of the Managed Care Operations module and the Ultra-Sensitive Exchange platform in the Electronic Health Record
- ◆ Develop a fiscally sound, compliant plan for the implementation of a Drug Medi-Cal Organized Delivery System
- ◆ Integrate new Parent Partners into the Children's and Transitional Age Youth Systems of Care
- ◆ Increase access to assessments for services by establishing walk-in clinic hours
- ◆ Improve overall quality of care in the Forensic System of Care through the development of a Quality Improvement Committee for this System of Care
- ◆ Increase participation of consumers and family members in various BHRS Committees
- ◆ Increase training opportunities for community members around suicide prevention and mental health awareness
- ◆ Decrease no show rates in BHRS programs

BUDGETS WITHIN BEHAVIORAL HEALTH AND RECOVERY SERVICES INCLUDE:

- ◆ Behavioral Health and Recovery Services
- ◆ Alcohol and Drug Program
- ◆ Managed Care
- ◆ Mental Health Services Act
- ◆ Public Guardian
- ◆ Stanislaus Recovery Center



HUMAN SERVICES
Health

BEHAVIORAL HEALTH AND RECOVERY SERVICES

Budget Unit 1501 6000000
Special Revenue Fund

SERVICES PROVIDED

Behavioral Health and Recovery Services (BHRS) provides mental health and rehabilitation services, group and family counseling, and case coordination for seriously mentally ill adults and emotionally disturbed children and teens. BHRS also provides assessment and appropriate referral for inpatient mental health services. These services are highly integrated with other County Departments (Probation, Community Services Agency, and Sheriff) as well as other regional partners.

Additional services provided by BHRS include:

1. Crisis emergency response services to all residents of Stanislaus County;
2. Housing and employment services to persons with serious mental illness;
3. Assessment and treatment services to handicapped and disabled students with serious emotional disturbance;
4. Mental Health and Alcohol and Drug assessment and treatment service to Temporary Assistance to Needy Families (TANF) recipients with Welfare To Work plans;
5. Fiscal and administrative support for the entire BHRS Department, including quality improvement, risk management, performance measurement and employee training;
6. Clinical and support services to families that have had incidents of child abuse, neglect or domestic violence and are seen by the collaborative Stanislaus Family Justice Center; and
7. Assessment and referral under the Specialty Mental Health Plan.

FUND/CASH BALANCE

As of July 1, 2016, Behavioral Health and Recovery Services projects the fund balance to be \$16,594,162, as compared to the July 1, 2015 fund balance of \$15,921,040. The variance is primarily due to unanticipated salary savings from difficult to fill positions.

As of July 1, 2016, the fund is projected to have a cash balance of \$17,864,649, as compared to the July 1, 2015 cash balance of \$18,228,820. The variance is due to a decrease in accounts payables.

The difference between the fund and cash balances is primarily due to accounts receivable for Medi-Cal revenues offset by outstanding payables.

| Behavioral Health and Recovery Services | | | | | |
|--|-----------------------------|--|--|--|--|
| Classification | 2014-2015 Actual | 2015-2016 Adopted Final Budget* | 2016-2017 Requested Proposed Budget | 2016-2017 Recommended Adjustments | 2016-2017 Recommended Proposed Budget |
| Taxes | \$0 | \$0 | \$0 | \$0 | \$0 |
| Licenses, Permits, Franchises | \$0 | \$0 | \$0 | \$0 | \$0 |
| Fines, Forfeitures, Penalties | \$0 | \$0 | \$0 | \$0 | \$0 |
| Revenue from use of Assets | \$71,321 | \$125,485 | \$128,350 | \$0 | \$128,350 |
| Intergovernmental Revenue | \$22,231,821 | \$23,503,715 | \$24,229,479 | \$0 | \$24,229,479 |
| Charges for Service | \$19,564,311 | \$21,980,250 | \$23,304,678 | \$0 | \$23,304,678 |
| Miscellaneous Revenue | \$540,799 | \$427,355 | \$0 | \$0 | \$0 |
| Other Financing Sources | \$330,977 | (\$104,516) | (\$279,616) | \$0 | (\$279,616) |
| Total Revenue | \$42,739,229 | \$45,932,289 | \$47,382,891 | \$0 | \$47,382,891 |
| Salaries and Benefits | \$22,844,290 | \$26,693,916 | \$27,801,644 | \$0 | \$27,801,644 |
| Services and Supplies | \$20,472,108 | \$23,502,875 | \$23,968,869 | \$0 | \$23,968,869 |
| Other Charges | \$2,263,335 | \$3,319,888 | \$2,679,012 | \$0 | \$2,679,012 |
| Fixed Assets | | | | | |
| Equipment | \$19,106 | \$145,000 | \$53,500 | \$0 | \$53,500 |
| Other Financing Uses | \$858,270 | \$0 | \$0 | \$0 | \$0 |
| Equity | \$0 | \$0 | \$0 | \$0 | \$0 |
| Intrafund | (\$3,402,881) | (\$4,531,934) | (\$5,106,437) | \$0 | (\$5,106,437) |
| Contingencies | \$0 | \$0 | \$0 | \$0 | \$0 |
| Gross Costs | \$43,054,228 | \$49,129,745 | \$49,396,588 | \$0 | \$49,396,588 |
| Fund Balance | (\$529,647) | \$2,372,097 | \$1,188,338 | \$0 | \$1,188,338 |
| Net County Cost | \$844,646 | \$825,359 | \$825,359 | \$0 | \$825,359 |

PROGRAM DISCUSSION

At the proposed level of funding, Behavioral Health and Recovery Services (BHRS) can continue to provide the current levels of service to its customers. Funding for mental health and substance use disorder services comes primarily from State-wide sales and income taxes, which is used to match Federal funding, as well as a Mental Health Block grant. Economic projections indicate that these revenue streams will be robust during the next few budget years.

Since the implementation of the Affordable Care Act (ACA) in January 2014, the Department has observed a 70% increase in the Medi-Cal eligible population and been challenged to keep up with the increased demand for services. It is important to note, beginning January 1, 2017, Federal funding through the ACA will begin decreasing each calendar year until it reaches 90% reimbursement in 2020, beginning with a five percent decrease the first year and two percent in subsequent years.

The Department is funded through an intricately woven array of Federal and State allocations. The Department's primary funding sources are Specialty Mental Health (Short-Doyle) Medi-Cal and 1991 Realignment. The Department's regulatory mandates include crisis intervention for all County residents, hospitalization for Medi-Cal eligible individuals and uninsured residents, and allowable mental health services to Medi-Cal eligible adults and older adults with serious mental illness and to severely emotionally disturbed children and youth.

The Department continues to address the steady increase in inpatient psychiatric hospitalizations of adults and children through the implementation of programs designed to avert clients from being admitted to the hospital as appropriate. During this budget year, BHRS will be fully operating the new Crisis Stabilization Unit (CSU) on the Stanislaus Recovery Center (SRC) campus, as well as a new Crisis Intervention Program and Full Service Partnership, both for children. Ongoing operating funding for these facilities and programs will be through Medi-Cal Federal Financial Participation (FFP) and Mental Health Services Act (MHSA) Community Services and Support funds.

The Department is also experiencing a significant rise in demand (35% increase in Fiscal Year 2015-2016) for Institutes for Mental Disease (IMD) beds. IMDs are locked facilities that are a step-down from

higher cost, more intensive care, State Hospital beds. Contributing factors to this increase include an aging County population that requires a higher level of care and a capacity shortage of Board and Care facilities. The lack of Board and Care beds requires the Department to maintain individuals in the higher level of care for a longer period of time. IMDs are funded through 1991 Realignment and department fund balance, which is not a sustainable funding source.

The Department is requesting four vehicles, three that replace existing vehicles that County Fleet Services has identified as reaching over 100,000 miles, greater than 10 years old or have become too expensive to maintain, and one that will be reimbursed by Merced County as part of their Senate Bill 82 Mental Health Wellness Act of 2013 funding for crisis residential programming.

STAFFING IMPACTS

Total current authorized positions— 267

The Department is requesting to add one new Behavioral Health Advocate position to assist families from diverse cultural backgrounds in understanding the Behavioral Health system in terms of availability, access, limits to services, develop strategies to facilitate education, training and information to families of patients. The position will assist in developing and increasing coping skills as well as enhancing communication between the families of patients, and supporting families of patients through participation in various meetings throughout the Department and County. This position will be funded by the Community Services Agency (CSA) Wraparound Program.

The Department is also requesting to add two new block-budgeted Mental Health Clinician II positions. One is to administer the provisions of the Federal Drug Medi-Cal services, conduct audits and pre-audit Site Certifications, investigate incident reports and train staff in proper documentation content to ensure compliance and maximum reimbursement for Drug Medi-Cal. This position will be funded by the Federal Financial Participation (FFP) and 1991 Realignment program. The other Mental Health Clinician II position is to increase accessibility of intensive mental health services for adults with children in the Child Welfare System and reduce the time children are placed in out-of-home care, provide prompt access to services and decrease the need for hospitalization or higher levels of care. This position will be funded by contract with CSA as part of its System Improvement Plan.

The Department is also requesting to add one block-budgeted Stock Delivery Clerk II position. This position is needed to provide transportation to the disabled and older adult population in Stanislaus County requiring assistance with transportation to benefit from services offered at the Specialty Mental Health Services. This position will replace an existing part-time employee and will divide time between two programs – High Risk Health Senior Access (MHSA) and the Senior Access Treatment Team (1991 Realignment). This position will be funded by Medi-Cal FFP, Realignment, MHSA and the Substance Abuse and Mental Health Services Administration (SAMHSA) grant.

The Department is further requesting to add one new block-budgeted Behavioral Health Specialist II position to reside at the Probation Department. Individuals experiencing mental illness, substance abuse, homelessness and criminal justice involvement are extremely difficult to engage in services. This position will enable the Department to partner with Probation in providing outreach and engage this population in obtaining appropriate services. This position is part of the Community Corrections Partnership (CCP) five-year plan and will be funded by Assembly Bill 109 Public Safety Realignment.

The Department is requesting to reclassify upward one Manager II position in Children's System of Care to a Manager III due to the change in job duties and responsibilities.

The Department is also requesting to block-budget six Mental Health Clinician II positions, two Behavioral Health Specialist II positions and one Psychiatric Nurse II position to the I/II level in order to align with the existing allocated positions.

RECOMMENDED PROPOSED BUDGET

It is recommended that a budget of \$49,356,588 be approved for the Behavioral Health and Recovery Services. This budget is funded from \$47,382,891 in estimated departmental revenue, the use of \$1,188,338 of departmental fund balance, and \$825,359 contribution from the General Fund.

It is recommended to add one new Behavioral Health Advocate position, two new block-budgeted Mental Health Clinician II positions, one new block-budgeted Stock Delivery Clerk II position, and one new block-budgeted Behavioral Health Specialist II position. It is also recommended to study the request to reclassify upward one Manager II position. It is further recommended to block-budget six Mental Health Clinician II positions, two Behavioral Health Specialist II positions, and one Psychiatric Nurse II position to the I/II level.

Total recommended authorized positions— 272



BEHAVIORAL HEALTH AND RECOVERY SERVICES—
ALCOHOL AND DRUG PROGRAM

Budget Unit 1502 6500001
Special Revenue Fund

SERVICES PROVIDED

The Alcohol and Drug Program provides specialized alcohol and drug treatment and prevention services to Stanislaus County residents including:

1. Narcotic replacement (Methadone) detoxification and maintenance therapy;
2. Alcohol and drug treatment to persons incarcerated in jail facilities;
3. Adult Drug Court alcohol and drug treatment;
4. Treatment services for persons with substance use disorders, including persons with co-occurring substance use and mental health issues; and
5. Alcohol and drug prevention services for youth.

FUND/CASH BALANCE

As of July 1, 2016, the Behavioral Health and Recovery Services – Alcohol and Drug projects the fund balance to be \$319,819, as compared to the July 1, 2015 fund balance of \$574,992. The variance is due to lower Drug Medi-Cal reimbursement than anticipated.

As of July 1, 2016, the fund is projected to have a cash balance of \$65,559, as compared to the July 1, 2015 cash balance of \$226,082. The variance is due to lower Drug Medi-Cal reimbursement than anticipated.

The difference between fund balance and cash balance is primarily due to the decrease in deferred revenue of allocations for Substance Abuse Prevention and Treatment (SAPT) block grant funds, which are transferred to a revenue account as expenditures occur.

| BHRS - Alcohol and Drug | | | | | |
|--------------------------------|-----------------------------|--|--|--|--|
| Classification | 2014-2015 Actual | 2015-2016 Adopted Final Budget* | 2016-2017 Requested Proposed Budget | 2016-2017 Recommended Adjustments | 2016-2017 Recommended Proposed Budget |
| Taxes | \$0 | \$0 | \$0 | \$0 | \$0 |
| Licenses, Permits, Franchises | \$0 | \$0 | \$0 | \$0 | \$0 |
| Fines, Forfeitures, Penalties | \$10,541 | \$10,200 | \$7,200 | \$0 | \$7,200 |
| Revenue from use of Assets | (\$1,087) | \$0 | \$0 | \$0 | \$0 |
| Intergovernmental Revenue | \$3,939,717 | \$4,586,188 | \$4,519,788 | \$0 | \$4,519,788 |
| Charges for Service | \$3,725,175 | \$4,701,664 | \$5,662,230 | \$0 | \$5,662,230 |
| Miscellaneous Revenue | \$438,088 | \$0 | \$0 | \$0 | \$0 |
| Other Financing Sources | \$0 | \$0 | \$0 | \$0 | \$0 |
| Total Revenue | \$8,112,434 | \$9,298,052 | \$10,189,218 | \$0 | \$10,189,218 |
| Salaries and Benefits | \$2,188,754 | \$2,494,406 | \$2,845,775 | \$0 | \$2,845,775 |
| Services and Supplies | \$5,174,020 | \$6,199,289 | \$6,951,872 | \$0 | \$6,951,872 |
| Other Charges | \$140,156 | \$147,064 | \$154,472 | \$0 | \$154,472 |
| Fixed Assets | \$0 | \$0 | \$0 | \$0 | \$0 |
| Other Financing Uses | \$0 | \$0 | \$0 | \$0 | \$0 |
| Equity | \$0 | \$0 | \$0 | \$0 | \$0 |
| Intrafund | \$487,296 | \$457,293 | \$491,742 | \$0 | \$491,742 |
| Contingencies | \$0 | \$0 | \$0 | \$0 | \$0 |
| Gross Costs | \$7,990,226 | \$9,298,052 | \$10,443,861 | \$0 | \$10,443,861 |
| Fund Balance | (\$122,208) | \$0 | \$254,643 | \$0 | \$254,643 |
| Net County Cost | \$0 | \$0 | \$0 | \$0 | \$0 |

PROGRAM DISCUSSION

At the proposed level of funding, the Department can maintain current services at Fiscal Year 2015-2016 levels. This budget serves individuals with substance use disorders. The primary sources of funding are Federal Substance Abuse Prevention and Treatment (SAPT) block grant, State 2011 Realignment and Drug Medi-Cal Federal Financial Participation.

The Alcohol and Drug Program budget is being positively impacted by an increase in 2011 Realignment funds and the implementation of the Affordable Care Act (ACA) with expanded eligibility for individuals with substance use disorder, the majority of which have been reimbursed at 100% Federal Financial Participation. It is important to note, beginning January 1, 2017 Federal funding through the ACA will begin decreasing each calendar year until it reaches 90% reimbursement in 2022, beginning with a five percent decrease the first year and two percent in subsequent years.

The ability to control costs within the Alcohol and Drug Program is challenged by a provision within Substance Use Disorder regulations that allows contractors who provide narcotic replacement therapy services to request additional patient slots directly from the State of California. These contractors are allocated patient slots by the State without having to demonstrate a need for the slots beyond their own waiting lists. Often, the Department would have been able to accommodate referrals from the contractors; however, the Department is usually notified after the number of slots has been revised, requiring an unplanned budget adjustment by the Department.

2011 Realignment includes the funding for the State's required match for Substance Abuse Prevention and Treatment Block Grant (SAPT-BG). 2011 Realignment includes allocations for Drug Medi-Cal (an entitlement program), perinatal alcohol and drug treatment, Adult Drug Court, Early Periodic Screening, Diagnosis, and Treatment (EPSDT), and Managed Care. Drug Medi-Cal has seen a significant surge in demand since the inception of 2011 Realignment and the Affordable Care Act. Drug Medi-Cal services have increased approximately 35% since Fiscal Year 2012-2013. At this time, the Department is fully using its 2011 Realignment allocation. The Department will continue to monitor this closely and should caseloads expand beyond the growth in the local revenue fund, the Department will develop program and funding alternatives for the Board of Supervisors' consideration.

STAFFING IMPACTS

Total current authorized positions— 25

The Department is requesting to add one new Manager IV position to oversee the Substance Use Disorder program, facilitate implementation and oversight of opting-in for the upcoming Drug-MediCal Waiver, be the primary liaison for the Department of Health Care Services auditors and ensure performance outcomes are met. This position will be funded by SAPT Block Grant, 2011 Realignment, Mental Health Services Act (MHSA) and 1991 Realignment.

The Department is also requesting to add one new Staff Services Analyst position to ensure State-mandated results-based accountability is implemented as part of opting-in to the Drug Medi-Cal Waiver. This position will enable the Department to achieve Substance Use Disorder (SUD) treatment outcomes, present SUD programs and services information to community and partner agencies, research and evaluate current policy, best practices and strategies in substance use treatment, present findings to community leaders and stakeholders, and research substance use issues specific to Stanislaus County. This position will be funded by SAPT Block Grant and 2011 Realignment.

The Department is further requesting to add one new block-budgeted Behavioral Health Specialist II position to provide efficient and accurate opioid use disorder assessments and treatment in the Genesis Program. The program has increased their client capacity by 30 clients. Federal access regulations require maintaining a 30:1 client to staff ratio. This position will be funded by Drug Medi-Cal reimbursement.

Additionally, the Department is requesting to add one new Administrative Clerk III position to assist the Genesis Program and Stanislaus Recovery Center (SRC). This position will provide support as workload in both areas is increasing due to an increase in clients and the upcoming Drug-MediCal Waiver. The position will divide time equally among these two programs. This position will replace a hard to recruit extra-help position at SRC and a part-time Application Specialist at Genesis. This position will be funded by SAPT Block Grant, 2011 Realignment and Drug Medi-Cal.

The Department is also requesting to block-budget three Behavioral Health Specialist II positions and one Clinical Services Technician II position to the I/II level in order to align with the existing allocated positions.

RECOMMENDED PROPOSED BUDGET

It is recommended that a budget of \$10,443,861 be approved for Behavioral Health and Recovery Services – Alcohol and Drug. This budget is funded from \$10,189,218 in estimated departmental revenue and the use of \$254,643 of departmental fund balance.

It is recommended to add one new Manager IV position, one new Staff Services Analyst position, one new block-budgeted Behavioral Health Specialist II position, and one new Administrative Clerk III position. It is also recommended to block-budget three Behavioral Health Specialist II positions and one Clinical Services Technician II to the I/II level.

Total recommended authorized positions— 29

STANISLAUS COUNTY, CALIFORNIA
Budget Year 2016-2017
HUMAN SERVICES
Health



BEHAVIORAL HEALTH AND RECOVERY SERVICES—MANAGED CARE

Budget Unit 1504 6400001
Special Revenue Fund

SERVICES PROVIDED

This budget provides oversight of Specialty Mental Health Managed Care functions for Behavioral Health and Recovery Services (BHRS) including service authorization, utilization management and Medi-Cal contract compliance; access to services; and Federal and State regulatory compliance monitoring. Managed Care funding also pays claims for services to providers for Medi-Cal beneficiaries needing specialty mental health services, including acute psychiatric hospitalization.

FUND/CASH BALANCE

As of July 1, 2016, the Behavioral Health and Recovery Services – Managed Care projects the fund balance to be a negative \$2,522,365, as compared to the July 1, 2015 fund balance of negative \$698,320. The variance is due to the negative operating results from the planned use of fund balance. Managed Care historically operates with a deficit every year. The negative fund balance will be funded by the Behavioral Health and Recovery Services' positive fund balance.

As of July 1, 2016, the fund is projected to have a negative cash balance of \$534,075 as compared to the July 1, 2015 positive cash balance of \$566,388. The variance is due to the negative operating results from planned expenditures exceeding revenue. Managed Care historically operates with a deficit every year. The negative cash balance will be funded by the Behavioral Health and Recovery Services' positive cash balance.

The difference between fund balance and cash balance is due an increase in accounts payable and a decrease in accounts receivable.

The 2016-2017 Recommended Proposed Budget includes the use of \$3 million of fund balance to balance the Managed Care budget. The Behavioral Health and Recovery Services budget has sufficient positive fund balance to fund the deficit.

| BHRS - Managed Care | | | | | |
|-------------------------------|-----------------------------|--|--|--|--|
| Classification | 2014-2015 Actual | 2015-2016 Adopted Final Budget* | 2016-2017 Requested Proposed Budget | 2016-2017 Recommended Adjustments | 2016-2017 Recommended Proposed Budget |
| Taxes | \$0 | \$0 | \$0 | \$0 | \$0 |
| Licenses, Permits, Franchises | \$0 | \$0 | \$0 | \$0 | \$0 |
| Fines, Forfeitures, Penalties | \$0 | \$0 | \$0 | \$0 | \$0 |
| Revenue from use of Assets | \$316,386 | \$315,912 | \$296,424 | \$0 | \$296,424 |
| Intergovernmental Revenue | \$4,601,675 | \$4,793,021 | \$5,051,234 | \$0 | \$5,051,234 |
| Charges for Service | \$2,065,116 | \$2,655,800 | \$3,016,452 | \$0 | \$3,016,452 |
| Miscellaneous Revenue | \$19,583 | \$20,000 | \$0 | \$0 | \$0 |
| Other Financing Sources | \$673,640 | \$220,354 | \$185,654 | \$0 | \$185,654 |
| Total Revenue | \$7,676,400 | \$8,005,087 | \$8,549,764 | \$0 | \$8,549,764 |
| Salaries and Benefits | \$838,999 | \$959,385 | \$1,085,151 | \$0 | \$1,085,151 |
| Services and Supplies | \$5,189,623 | \$7,250,993 | \$8,111,085 | \$0 | \$8,111,085 |
| Other Charges | \$1,245,577 | \$1,996,292 | \$1,921,728 | \$0 | \$1,921,728 |
| Fixed Assets | \$0 | \$0 | \$0 | \$0 | \$0 |
| Other Financing Uses | \$0 | \$0 | \$0 | \$0 | \$0 |
| Equity | \$0 | \$0 | \$0 | \$0 | \$0 |
| Intrafund | \$402,232 | \$461,600 | \$454,584 | \$0 | \$454,584 |
| Contingencies | \$0 | \$0 | \$0 | \$0 | \$0 |
| Gross Costs | \$7,676,431 | \$10,668,270 | \$11,572,548 | \$0 | \$11,572,548 |
| Fund Balance | \$31 | \$2,663,183 | \$3,022,784 | \$0 | \$3,022,784 |
| Net County Cost | \$0 | \$0 | \$0 | \$0 | \$0 |

PROGRAM DISCUSSION

At the proposed level of funding, the Department is challenged to continue to fund the increasing need and costs for psychiatric hospitalizations without depleting its remaining unassigned fund balance and presenting a cost exposure to the County's General Funds. This budget request includes \$3 million of the remaining unassigned fund balance within the primary Behavioral Health fund.

Behavioral Health and Recovery Services (BHRS) continues to experience an increase in both adult and adolescent psychiatric hospitalizations over the past several years. In an attempt to reverse this trend, the Department will be operating for an entire year a new Children's Crisis Intervention Program and an adult Crisis Stabilization Unit. These services are designed to provide a safe place for consumers, who are in the midst of an episodic mental health event, to receive timely assessment and treatment in the hopes that their event can be minimized to the point where hospitalization is no longer necessary. For children who do end up being hospitalized the Department will be offering a new full-service partnership that provides supportive services with the goal of keeping children and young adults from being readmitted to the hospital in the future. Additionally, the Department anticipates renewing an agreement with Doctors Medical Center for the use of inpatient beds at Doctors Behavioral Health Center.

STAFFING IMPACTS

Total current authorized positions— 8

The Department is requesting to add one new block-budgeted Mental Health Clinician II position in Utilization Management. This position will enable the Department to complete charts reviews pursuant to Title 9 requirements, conduct first level appeals and participate in daily documentation reviews for Doctors Behavioral Health Center (DBHC). Chart reviews are time sensitive and must comply with California Code of Regulations (CCR) Title 9 regulations to avoid plans of correction. This position will also review treatment plans in the Electronic Health Record (EHR) and ensure Service Authorization Requests are completed within State guidelines to avoid suspended services. It has become increasingly difficult to remain compliant with State regulated timeframes due to the increase of Medi-Cal and Senate Bill 785 Out of County Placements sub-group beneficiaries. This position will be funded by Federal Financial Participation and 1991 Realignment funding.

RECOMMENDED PROPOSED BUDGET

It is recommended that a budget of \$11,572,548 be approved for the Behavioral Health and Recovery Services – Managed Care. This budget is funded from \$8,549,764 in estimated departmental revenue and the use of \$3,022,784 of departmental fund balance.

It is recommended to add one new block-budgeted Mental Health Clinician II position.

Total recommended authorized positions— 9



BEHAVIORAL HEALTH AND RECOVERY SERVICES—
MENTAL HEALTH SERVICES ACT (MHSA)

Budget Unit 1507 6800000
Special Revenue Fund

SERVICES PROVIDED

This fund supports programs funded through the Mental Health Services Act (MHSA). Services to individuals with serious mental illnesses include:

1. Community Services and Supports, which consists of:
 - a. Outreach services to homeless individuals in the Westside and South Modesto, including individuals who are discharged from inpatient services and have no medical coverage or link to primary care;
 - b. Geropsychiatric assessment and comprehensive services to older adults;
 - c. Intensive, integrated services to individuals who have both a serious mental illness and significant co-occurring health conditions;
 - d. Court-accountable case management, crisis response, peer support, housing and employment services to law enforcement involved individuals who have both a serious mental illness and substance abuse disorders;
 - e. Peer support, information and referral, housing and educational assistance for transitional young adults ages 15-25;
 - f. Crisis intervention services through the use of mental health professionals and consumer and family volunteer support;
 - g. Advocacy, case management, family and individual respite and wrap-around services for youth and their families;
 - h. Employment and empowerment services to adults, older adults and transitional age youth; and
 - i. Crisis housing and intermediate stay services for individuals who are homeless or at risk of homelessness; and
 - j. Operation of the County's Crisis Stabilization Unit to provide the appropriate level of care for individuals in crisis and thereby reduce the probability of hospitalizations.
2. Workforce Education and Training directed at recruiting difficult to fill behavioral health professional positions, on-going staff development and development of core competencies;
3. Prevention and Early Intervention services designed to support residents through community-based efforts before they enter the mental health system or shortly after symptoms appear, including contracted community-based outreach and engagement services with a focus on eliminating racial and ethnic disparities in the access to services; to focus on "at risk and/or unserved, underserved populations; and to enhance protective factors;
4. Innovation services which support new mental health practices or approaches to: increase access to underserved groups; increase quality of services; provide better outcomes; and promote interagency collaboration; and
5. Capital Facilities and Technological Needs services which provides funding for a new Electronic Health Record and Billing System, along with community technology supports for consumers and family members, Data Warehouse and Document Imaging and capital facilities projects.

FUND/CASH BALANCE

As of July 1, 2016, the Behavioral Health and Recovery Service – Mental Health Services Act projects the fund balance to be \$0, as compared to the July 1, 2015 fund balance of \$0.

As of July 1, 2016, the fund is projected to have a cash balance of \$23,756,813, as compared to the July 1, 2015 cash balance of \$25,415,773. The variance is due to funding new and expanded programs approved by the MHSA stakeholders.

The difference between fund balance and cash balance is due to the fact that the allocations for this fund are posted as deferred revenue and transferred to a revenue account as expenditures occur. As a result, the significant variance between the cash balance and fund balance is due to the balance of the unearned revenue remaining in the deferred revenue account.

| BHRS - Mental Health Services Act | | | | | |
|--|-----------------------------|--|--|--|--|
| Classification | 2014-2015 Actual | 2015-2016 Adopted Final Budget* | 2016-2017 Requested Proposed Budget | 2016-2017 Recommended Adjustments | 2016-2017 Recommended Proposed Budget |
| Taxes | \$0 | \$0 | \$0 | \$0 | \$0 |
| Licenses, Permits, Franchises | \$0 | \$0 | \$0 | \$0 | \$0 |
| Fines, Forfeitures, Penalties | \$0 | \$0 | \$0 | \$0 | \$0 |
| Revenue from use of Assets | \$182,275 | \$182,500 | \$311,452 | \$0 | \$311,452 |
| Intergovernmental Revenue | \$17,332,717 | \$27,608,896 | \$28,560,727 | \$0 | \$28,560,727 |
| Charges for Service | \$4,510,968 | \$3,740,639 | \$5,153,274 | \$0 | \$5,153,274 |
| Miscellaneous Revenue | (\$25,556) | \$60,824 | \$0 | \$0 | \$0 |
| Other Financing Sources | \$195,830 | \$205,500 | \$421,300 | \$0 | \$421,300 |
| Total Revenue | \$22,196,234 | \$31,798,359 | \$34,446,753 | \$0 | \$34,446,753 |
| Salaries and Benefits | \$6,823,942 | \$10,872,429 | \$10,793,277 | \$0 | \$10,793,277 |
| Services and Supplies | \$10,533,234 | \$14,893,466 | \$16,820,909 | \$0 | \$16,820,909 |
| Other Charges | \$953,542 | \$1,127,629 | \$1,424,685 | \$0 | \$1,424,685 |
| Fixed Assets | | | | | |
| Buildings & Improvements | \$0 | \$0 | \$50,000 | \$0 | \$50,000 |
| Equipment | \$115,741 | \$641,000 | \$255,000 | \$0 | \$255,000 |
| Other Financing Uses | \$944,111 | \$151,800 | \$0 | \$0 | \$0 |
| Equity | \$0 | \$0 | \$0 | \$0 | \$0 |
| Intrafund | \$2,806,377 | \$4,112,035 | \$5,102,882 | \$0 | \$5,102,882 |
| Contingencies | \$0 | \$0 | \$0 | \$0 | \$0 |
| Gross Costs | \$22,176,947 | \$31,798,359 | \$34,446,753 | \$0 | \$34,446,753 |
| Fund Balance | \$0 | \$0 | \$0 | \$0 | \$0 |
| Net County Cost | (\$19,287) | \$0 | \$0 | \$0 | \$0 |

PROGRAM DISCUSSION

At the proposed level of funding, the Department can maintain current services at Fiscal Year 2015-2016 levels. Mental Health Services Act (MHSA) funding comes from income taxes collected two-years in arrears.

MHSA continues to be a growing source of funding for treatment and support services for individuals in Stanislaus County. It is important to note that the funding comes with a three year spending authority. If not fully expended in three years, the funds revert back to the State and are then redistributed to other counties. To ensure that funds are spent appropriately and are meeting the needs of the community, the Department relies heavily on input from its MHSA Representative Stakeholders. At a recent Stakeholder meeting, the group was asked to brainstorm ideas to enhance services in an effort to fill gaps in service areas.

This budget contains funding for several projects including:

1. A new Children's Crisis Intervention Program that will provide timely assessment and treatment with the goal of averting children and young adults from being admitted to a psychiatric treatment facility.

2. A new Full Service Partnership for children who do end up being hospitalized. The Department will be offering a new full-service partnership that provides supportive services with the goal of keeping children and young adults from being readmitted to the hospital in the future.
3. A Suicide Prevention Task Force that will be developed among community partners to lessen the number of suicides in the County.
4. Staff for the County's Focus on Prevention campaign, which is designed to increase community awareness and outreach efforts to address homelessness in the county.
5. Additional treatment staff for the Residential Co-Occurring Treatment Program at Stanislaus Recovery Center that will increase capacity by 25% for individuals receiving co-occurring residential treatment.
6. Operations for the recently opened Crisis Stabilization Unit (CSU). The CSU will enable the County to provide the appropriate level of care for individuals in crisis and thereby reduce the probability of hospitalizations. The CSU facility will be located within an existing wing of the Stanislaus Recovery Center at 1904 Richland Avenue, Ceres, adjacent to the County's Psychiatric Health Facility (PHF), and will provide short duration clinical treatment, including the ability to disburse medications, where consumers can be stabilized in a safe and secure environment.
7. Housing and support services to people with severe mental illnesses and able to live independently.

STAFFING IMPACTS

Total current authorized positions— 102

The Department is requesting to add one new block-budgeted Behavioral Health Specialist II position to the Housing and Support Services Program. The position will provide case management services to individuals and their families in the program, prepare daily records, summarize progress of treatment for clients, maintain records, provide a variety of highly skilled mental health services to a varied group of clients, interview clients, determine service levels, and evaluate risk factors. The position will also allow the Department to perform these functions in the field with two persons at a time, increasing staff safety. This position will be funded by MHS funding.

The Department is also requesting to add one new block-budgeted Psychiatric Nurse II position for the Co-Occurring Disorder innovations project. The Board of Supervisors approved the Innovations project on June 2, 2015 and it included funding for a nurse position. At that time, the Department anticipated contracting with the Health Services Agency for the nurse position; however, the Health Services Agency has been unable to provide a nurse for the Innovations project. This position will complete brief assessments at various sites, educate clients on the physical and psychological effects of mood altering illicit and prescription drugs and their relationships to client's overall quality of life, well-being and recovery and educate clients on the risk of contracting sexually transmitted diseases as a result of a high risk lifestyle. This position will be funded by MHS Innovations and Federal Financial Participation funding.

The Department is further requesting to add four new block-budgeted Clinical Services Technician II positions for Co-Occurring Substance Use Disorder (SUD) treatment at the Stanislaus Recovery Center. These positions will conduct SUD counseling and education groups, assess the need for continued treatment, respond to in-patient and out-patient client inquiries, and build and maintain relationships with community partners. The addition of these positions will expand the program and eliminate the existing waitlist. These positions will be funded by MHS funding.

The Department is also requesting to block-budget two Behavioral Health Specialist II positions and four Mental Health Clinician II positions to the I/II level in order to align with the existing allocated positions.

RECOMMENDED PROPOSED BUDGET

It is recommended that a budget of \$34,446,753 be approved for Behavioral Health and Recovery Services – Mental Health Services Act. This budget is funded from \$34,446,753 in estimated departmental revenue.

It is recommended to add one new block-budgeted Behavioral Health Specialist II position, one new block-budgeted Psychiatric Nurse II position, and four new block-budgeted Clinical Services Technician II positions. It is also recommended to block-budget two Behavioral Health Specialist II positions and four Mental Health Clinician II positions to the I/II level.

Total recommended authorized positions— 108

STANISLAUS COUNTY, CALIFORNIA
Budget Year 2016-2017
HUMAN SERVICES
Other Protection



BEHAVIORAL HEALTH AND RECOVERY SERVICES—PUBLIC GUARDIAN

Budget Unit 1503 6030000
Special Revenue Fund

SERVICES PROVIDED

This program is mandated by Government Code Section 24000, 27430 - 27436 and County Code 2.20. As the court appointed substitute decision-maker, the Public Guardian provides assistance to individuals who are gravely disabled as a result of mental disorder and are unable to properly provide for themselves or individuals who are substantially unable to manage their own financial resources. Other services provided include:

1. Conservatorship investigation for individuals who are believed to be unable to provide for their own food, clothing and shelter due to their mental illness;
2. Case management for individuals placed on conservatorship by the courts;
3. Management of conservatees assets; and
4. Coordination of investigation and casework services with elder and dependent adult protection agencies.

FUND/CASH BALANCE

As of July 1, 2016, the Behavioral Health and Recovery Services – Public Guardian projects the fund balance to be \$456,373, as compared to the July 1, 2015 fund balance of \$439,474. The variance is due to positive net operating results.

As of July 1, 2016, the fund is projected to have a cash balance of \$478,080, as compared to the July 1, 2015 cash balance of \$437,070. The variance is due to positive net operating results and decrease in accounts receivable.

The difference between fund balance and cash balance is due to a decrease in accounts receivable from receipt of Medi-Cal Administrative Activities (MAA) revenue.

| BHRS - Public Guardian | | | | | |
|-------------------------------|-----------------------------|--|--|--|--|
| Classification | 2014-2015 Actual | 2015-2016 Adopted Final Budget* | 2016-2017 Requested Proposed Budget | 2016-2017 Recommended Adjustments | 2016-2017 Recommended Proposed Budget |
| Taxes | \$0 | \$0 | \$0 | \$0 | \$0 |
| Licenses, Permits, Franchises | \$0 | \$0 | \$0 | \$0 | \$0 |
| Fines, Forfeitures, Penalties | \$0 | \$0 | \$0 | \$0 | \$0 |
| Revenue from use of Assets | \$2,641 | \$0 | \$1,000 | \$0 | \$1,000 |
| Intergovernmental Revenue | \$0 | \$0 | \$0 | \$0 | \$0 |
| Charges for Service | \$220,197 | \$125,000 | \$162,000 | \$0 | \$162,000 |
| Miscellaneous Revenue | \$16 | \$0 | \$0 | \$0 | \$0 |
| Other Financing Sources | \$0 | \$0 | \$0 | \$0 | \$0 |
| Total Revenue | \$222,854 | \$125,000 | \$163,000 | \$0 | \$163,000 |
| Salaries and Benefits | \$775,333 | \$926,634 | \$915,625 | \$0 | \$915,625 |
| Services and Supplies | \$100,121 | \$82,230 | \$73,837 | \$0 | \$73,837 |
| Other Charges | \$149,937 | \$155,620 | \$176,039 | \$0 | \$176,039 |
| Fixed Assets | | | | | |
| Equipment | \$0 | \$0 | \$35,000 | \$0 | \$35,000 |
| Other Financing Uses | \$0 | \$0 | \$0 | \$0 | \$0 |
| Equity | \$0 | \$0 | \$0 | \$0 | \$0 |
| Intrafund | \$113,399 | \$116,081 | \$118,064 | \$0 | \$118,064 |
| Contingencies | \$0 | \$0 | \$0 | \$0 | \$0 |
| Gross Costs | \$1,138,790 | \$1,280,565 | \$1,318,565 | \$0 | \$1,318,565 |
| Fund Balance | (\$208,077) | \$0 | \$0 | \$0 | \$0 |
| Net County Cost | \$1,124,013 | \$1,155,565 | \$1,155,565 | \$0 | \$1,155,565 |

PROGRAM DISCUSSION

At the proposed level of funding, the Department can continue to provide the current level of services through the Office of Public Guardian. The Office of Public Guardian is a mandated County function that receives no direct funding other than from the County General Fund and a small amount of fee revenue earned from court proceedings.

The proposed level of funding represents the minimum in estate management services to individuals on Conservatorship. The Office of Public Guardian manages services to individuals under both Probate Conservatorship and Lanterman Petris Short (LPS) Conservatorship. LPS conservatees are by definition unable to consent voluntarily to needed mental health treatment services and often live in a custodial setting such as licensed community placements, locked psychiatric treatment facilities and State Hospitals. Through Substance Abuse and Mental Health Services Administration (SAMHSA) grant funding, the Department contracts with Turning Point Community Programs, Inc. who works in a highly collaborative way with the Department and the Office of Public Guardian to ensure that LPS conservatees are placed in the least restrictive setting for as short a time as possible, in order to term conservatorships when the individual no longer meets legal criteria for this highly restrictive legal status. This results not only in the individual being able to return to community-based living situations and resume voluntary mental health services, but also often results in significant cost savings, since all LPS locked placement costs are borne by the County and are not reimbursable by Medi-Cal. The Estate Management Office provides the financial management services and oversight required through both Probate and LPS regulations.

Without the continued support from the County General Fund, the Department would no longer be able to provide even the barest minimum mandated estate management services. The impact of this would result in non-compliance with Court-ordered responsibilities such as: provision of food, shelter and clothing; money management, including tax filing and bank reconciliations; representative payee services, medical and quality of life decisions, including management of health benefits; management of conservatee assets; and maintenance of appropriate records and accountings to protect against fraud and abuse, leaving the County vulnerable for possible litigation and Court sanctions.

STAFFING IMPACTS

Total current authorized positions— 10

There are no recommended changes to the current level of staffing.

RECOMMENDED PROPOSED BUDGET

It is recommended that a budget of \$1,318,565 be approved for Behavioral Health and Recovery Services – Public Guardian. This budget is funded from \$163,000 in estimated departmental revenue and \$1,155,565 contribution from the General Fund.

Total recommended authorized positions— 10



BEHAVIORAL HEALTH AND RECOVERY SERVICES—
STANISLAUS RECOVERY CENTER

Budget Unit 1505 6700001
Special Revenue Fund

SERVICES PROVIDED

The Stanislaus Recovery Center (SRC) provides residential detoxification services, outpatient and day treatment alcohol and drug services. SRC also provides residential and day treatment co-occurring treatment services for individuals with dual substance use disorders and mental health issues.

FUND/CASH BALANCE

As of July 1, 2016, the Behavioral Health and Recovery Services – Stanislaus Recovery Center projects the fund balance to be \$628,090 consistent with the July 1, 2015 fund balance of \$628,090.

As of July 1, 2016, the fund is projected to have a cash balance of \$1,405,497, as compared to the July 1, 2015 cash balance of \$1,329,211. The variance is due to receiving the full Substance Abuse Prevention and Treatment (SAPT) block grant allocation but also realizing savings in several of the programs funded with revenue received from the SAPT block grant. This unused revenue will reside in deferred revenue.

The difference between fund balance and cash balance is primarily due to the fact that the allocations for the SAPT block grant are posted as deferred revenue and transferred to a revenue account as expenditures occur. As a result, the significant variance between the cash balance and fund balance is due to the balance of the unearned revenue remaining in the deferred revenue account.

| BHRS - Stanislaus Recovery Center | | | | | |
|--|-----------------------------|--|--|--|--|
| Classification | 2014-2015 Actual | 2015-2016 Adopted Final Budget* | 2016-2017 Requested Proposed Budget | 2016-2017 Recommended Adjustments | 2016-2017 Recommended Proposed Budget |
| Taxes | \$0 | \$0 | \$0 | \$0 | \$0 |
| Licenses, Permits, Franchises | \$0 | \$0 | \$0 | \$0 | \$0 |
| Fines, Forfeitures, Penalties | \$90,161 | \$88,000 | \$88,000 | \$0 | \$88,000 |
| Revenue from use of Assets | \$19,765 | \$5,220 | \$5,220 | \$0 | \$5,220 |
| Intergovernmental Revenue | \$1,475,193 | \$1,333,423 | \$1,488,781 | \$0 | \$1,488,781 |
| Charges for Service | \$843,327 | \$1,161,900 | \$1,024,000 | \$0 | \$1,024,000 |
| Miscellaneous Revenue | \$100 | \$0 | \$0 | \$0 | \$0 |
| Other Financing Sources | \$204 | \$0 | \$0 | \$0 | \$0 |
| Total Revenue | \$2,428,750 | \$2,588,543 | \$2,606,001 | \$0 | \$2,606,001 |
| Salaries and Benefits | \$1,908,466 | \$2,196,806 | \$2,690,574 | \$0 | \$2,690,574 |
| Services and Supplies | \$724,580 | \$732,775 | \$846,170 | \$0 | \$846,170 |
| Other Charges | \$202,127 | \$249,037 | \$249,566 | \$0 | \$249,566 |
| Fixed Assets | | | | | |
| Buildings & Improvements | \$0 | \$25,000 | \$13,000 | \$0 | \$13,000 |
| Equipment | \$0 | \$0 | \$23,500 | \$0 | \$23,500 |
| Other Financing Uses | \$0 | \$0 | \$0 | \$0 | \$0 |
| Equity | \$0 | \$0 | \$0 | \$0 | \$0 |
| Intrafund | (\$406,423) | (\$615,075) | (\$1,060,835) | \$0 | (\$1,060,835) |
| Contingencies | \$0 | \$0 | \$0 | \$0 | \$0 |
| Gross Costs | \$2,428,750 | \$2,588,543 | \$2,761,975 | \$0 | \$2,761,975 |
| Fund Balance | \$0 | \$0 | \$155,974 | \$0 | \$155,974 |
| Net County Cost | \$0 | \$0 | \$0 | \$0 | \$0 |

PROGRAM DISCUSSION

At the proposed level of funding, the Department can maintain current services at Fiscal Year 2015-2016 levels. This budget serves approximately 1,345 unique individuals with substance use disorders. The primary sources of funding are Federal Substance Abuse Prevention and Treatment (SAPT) block grant, State 2011 Realignment, Mental Health Services Act (MHSA) funding, and Medi-Cal Federal Financial Participation.

The Department anticipates the use of departmental fund balance due to the anticipated costs associated with opting-in to the Drug Medi-Cal Organized Delivery System (DMC-ODS). The DMC-ODS provides a continuum of care modeled after the American Society of Addiction Medicine Criteria for substance use disorder treatment services, enables more local control and accountability, provides greater administrative oversight, creates utilization controls to improve care and efficient use of resources, implements evidence based practices in substance abuse treatment, and coordinates with other systems of care.

This approach provides the beneficiary with access to the care and system interaction needed in order to achieve sustainable recovery. The DMC-ODS will demonstrate how organized substance use disorder care increases the success of DMC beneficiaries while decreasing other system health care costs.

STAFFING IMPACTS

Total current authorized positions— 27

The Department is requesting to block-budget three Behavioral Health Specialist II positions, one Clinical Services Technician II position, and one Mental Health Clinician II position to the I/II level in order to align with the existing allocated positions.

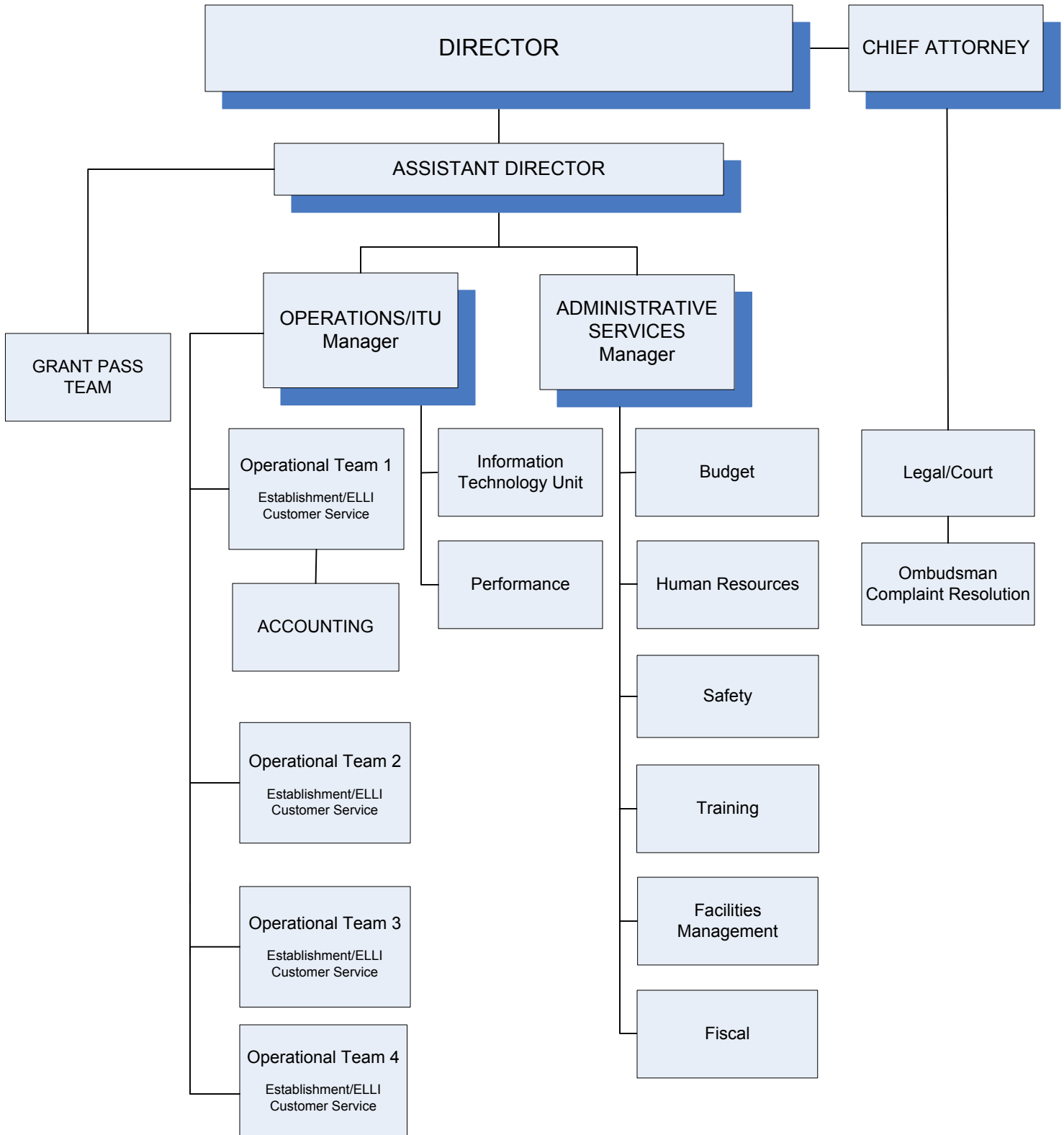
RECOMMENDED PROPOSED BUDGET

It is recommended that a budget of \$2,761,975 be approved for Behavioral Health and Recovery Services – Stanislaus Recovery Center. This budget is funded from \$2,606,001 in estimated departmental revenue and the use of \$155,974 of departmental fund balance.

It is recommended to block-budget three Behavioral Health Specialist II positions, one Clinical Services Technician II position, and one Mental Health Clinician II position to the I/II level.

Total recommended authorized positions— 27

**STANISLAUS COUNTY
CHILD SUPPORT SERVICES**



Revised April 2015

STANISLAUS COUNTY, CALIFORNIA
Budget Year 2016-2017



HUMAN SERVICES/PUBLIC PROTECTION
Judicial

CHILD SUPPORT SERVICES
Tamara Thomas,
Director

BUDGET AT A GLANCE

| | |
|---------------------------------------|--------------|
| Gross Costs | \$16,327,923 |
| Total Revenue | \$16,327,923 |
| Fund Balance/Retained Earnings | \$0 |
| Net County Cost | \$0 |
| Total Recommended Staffing | 161 |
| % Funded by Local Discretionary Funds | 0.0% |

MISSION STATEMENT

To establish and enforce paternity and support orders, in compliance with Federal and State law, while providing the excellent level of service our customers expect and require.

ACCOMPLISHMENTS AND OBJECTIVES

Each parent has an obligation to provide financial support for their children. To this end, the Department of Child Support Services continues to focus the operational priorities on core services to ensure support for families is obtained. By providing these services, the Department is able to assist families as they move toward or continue to maintain self-sufficiency, thereby reducing the number of families relying upon other County public assistance programs or similar services.

The Accomplishments of Fiscal Year 2015-2016 and Objectives for Budget Year 2016-2017 for the Department of Child Support Services include:

**FISCAL YEAR 2015-2016
 ACCOMPLISHMENTS**

- ◆ Increased total distributed collections by \$1,178,362, a 2.4% improvement in Federal Fiscal Year 2015
- ◆ Awarded the 2015 Child Support Directors Association Outstanding Program Award
- ◆ Awarded the 2015 Stanislaus County Board of Supervisors' Effective Partnership Annual Recognition Award
- ◆ Achieved a milestone of 1,000 participants enrolled into the Pathways to Self-Sufficiency grant project by October 2015
- ◆ Collected \$3.63 for every dollar spent on the program
- ◆ Reduced the time taken from case opening to when the first payment is sent to families by 18%
- ◆ Ranked overall 13th for performance among all 51 counties and regionalized counties in California; up two spaces in rank from 15th in Fiscal Year 2014-2015
- ◆ Expect to exceed previous year's objective of collecting \$48,250,000 of child support to families, and expect to collect \$50,000,000 in Federal Fiscal Year 2016
- ◆ On track to exceed 66.2% of current court ordered support
- ◆ On track to obtain a support order on 96% of cases

**BUDGET YEAR 2016-2017
OBJECTIVES**

- ◆ Maintain collection and distribution at \$50,000,000 of child support to families
- ◆ Collect 69.5% of current court ordered support
- ◆ Continue to obtain a support order on 96% of cases
- ◆ Maintain the high ranking of 13th among all 51 counties for cost effectiveness
- ◆ Continue to actively participate with other agencies in the countywide Focus on Prevention in the area of Strengthening Families
- ◆ Complete year four of Pathways to Self-Sufficiency grant project and anticipate enrollment of 1500 participants into the program

STANISLAUS COUNTY, CALIFORNIA

Budget Year 2016-2017

HUMAN SERVICES/PUBLIC PROTECTION

Judicial



CHILD SUPPORT SERVICES

Budget Unit 1071 0240000

Special Revenue Fund

SERVICES PROVIDED

The major services provided by the Department of Child Support Services (DCSS) are the collection and distribution of child support, location of parents and employers, establishment of paternity and child support orders, and enforcement of child support orders; legal representation of the County in child support matters, establishment and enforcement of medical support; and child support services for cases when a parent resides out of State.

FUND/CASH BALANCE

As of July 1, 2016, this fund is projected to have a positive fund balance of \$1,571,048 compared to the July 1, 2015, fund balance of \$1,578,676. The variance is expected to be insignificant and is anticipated that, in the absence of changes in State payment schedules, sufficient reimbursement will be received and revenue will be claimed to offset expenditures in Budget Year 2016-2017.

As of July 1, 2016, the fund is projected to have a positive cash balance of \$1,636,867 compared to the July 1, 2015, cash balance of \$1,584,667. The change in cash balance is due to the timing of funding received. The difference between cash and fund balance is \$65,819. The difference between cash and fund balance is that fund balance remains constant throughout the fiscal year whereas cash balance is determined by the timing of State reimbursements.

| Child Support Services | | | | | |
|-------------------------------|-----------------------------|--|--|--|--|
| Classification | 2014-2015 Actual | 2015-2016 Adopted Final Budget* | 2016-2017 Requested Proposed Budget | 2016-2017 Recommended Adjustments | 2016-2017 Recommended Proposed Budget |
| Taxes | \$0 | \$0 | \$0 | \$0 | \$0 |
| Licenses, Permits, Franchises | \$0 | \$0 | \$0 | \$0 | \$0 |
| Fines, Forfeitures, Penalties | \$0 | \$0 | \$0 | \$0 | \$0 |
| Revenue from use of Assets | \$17,337 | \$25,000 | \$25,000 | \$0 | \$25,000 |
| Intergovernmental Revenue | \$14,070,619 | \$15,854,686 | \$16,302,923 | \$0 | \$16,302,923 |
| Charges for Service | \$0 | \$0 | \$0 | \$0 | \$0 |
| Miscellaneous Revenue | \$1,072 | \$0 | \$0 | \$0 | \$0 |
| Other Financing Sources | \$0 | \$0 | \$0 | \$0 | \$0 |
| Total Revenue | \$14,089,028 | \$15,879,686 | \$16,327,923 | \$0 | \$16,327,923 |
| Salaries and Benefits | \$11,545,505 | \$13,015,081 | \$13,361,114 | \$0 | \$13,361,114 |
| Services and Supplies | \$1,029,559 | \$1,230,481 | \$1,258,075 | \$0 | \$1,258,075 |
| Other Charges | \$1,453,024 | \$1,634,124 | \$1,664,642 | \$0 | \$1,664,642 |
| Fixed Assets | | | | | |
| Equipment | \$48,144 | \$0 | \$0 | \$0 | \$0 |
| Other Financing Uses | \$0 | \$0 | \$44,092 | \$0 | \$44,092 |
| Equity | \$0 | \$0 | \$0 | \$0 | \$0 |
| Intrafund | \$0 | \$0 | \$0 | \$0 | \$0 |
| Contingencies | \$0 | \$0 | \$0 | \$0 | \$0 |
| Gross Costs | \$14,076,232 | \$15,879,686 | \$16,327,923 | \$0 | \$16,327,923 |
| Fund Balance | (\$12,796) | \$0 | \$0 | \$0 | \$0 |
| Net County Cost | \$0 | \$0 | \$0 | \$0 | \$0 |

*Net county cost carryover savings included in the 2015-2016 Adopted Final Budget is \$0.

PROGRAM DISCUSSION

At the proposed level of funding, the Department can maintain services at levels similar to previous years. The Governor's State of California 2016-2017 Proposed Budget provides for continued flat funding for the Child Support Program. Funding levels for the Department of Child Support Services (DCSS) are expected to remain similar to the last fiscal year. The Department expects to receive \$14,707,908 in administrative funding and approximately \$592,000 in Electronic Data Processing, Maintenance and Operations (EDP, M&O) funding. These amounts are expected to be finalized soon by the California Department of Child Support Services (CADCSS). These funding levels continue a trajectory statewide of child support agencies receiving either flat or reduced funding over the past eight consecutive years.

For Budget Year 2016-2017, the Revenue Stabilization Funds, included within the child support funding remain intact with the Stanislaus share being \$350,829. Stanislaus County Community Services Agency (CSA) will continue to receive the County share of recoupment collections. During the first eight months of Fiscal Year 2015-2016, CSA received approximately \$266,000 for the County share of recoupment.

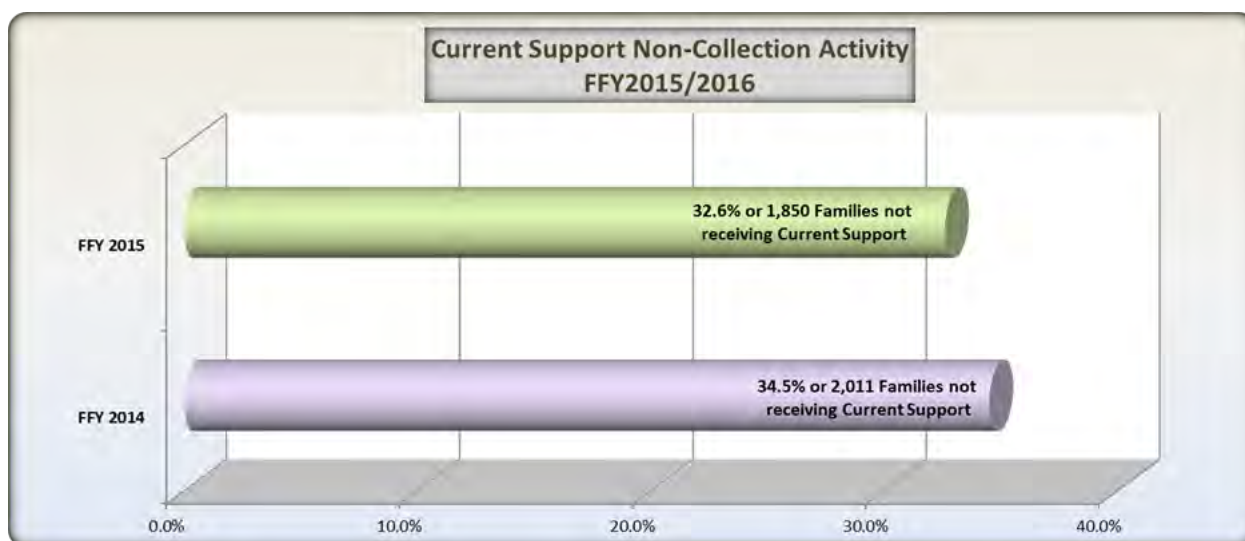

Flat funding over the past ten years is an extreme concern for the County and the Department, so much of a concern that it has been placed on the County's legislative platform. Increased costs related to employee salaries and benefits, and routine costs of doing business, have a net effect over time of reduced funding for the Child Support program. The Department closely monitors the budgetary situation via a three-year planning tool, reassesses, and makes changes as needed throughout the year. This reassessment ensures that high quality customer service levels are sustained as a continual priority.

While facing flat funding, the Department has relied on attrition for cost-savings by not filling vacancies as they have occurred in order to absorb increasing costs. Many of those vacancies were deleted. Ultimately, DCSS has reduced staffing from 242 positions to 162. DCSS continues to be a revenue-generating department. The Department is one of the most cost effective large local child support agencies in the State, collecting \$3.63 for families for every dollar spent on the program. The ability to ensure receipt of child support to families is a vital component of lifting families out of poverty and preventing the need for reliance on other social services. A higher number of cases reviewed and

worked results in increased collections for families, which in turn strengthens the local economy and benefits the community.

While the DCSS continues to improve its efforts on collection, the untold story is the impact to families who do not receive child support as a result of the reduction of staff. Higher caseloads impact the Department's ability to work all of the 29,000 cases in its caseload. There are a significant number of cases and customers that do not receive a Child Support Officer's (CSO) review simply due to the volume of cases in the caseworker's caseload. As a result of large caseloads, the Department is faced with only working what is considered priority work. Priority work is defined by management and executive staff based on immediate customer service needs, program mandates, compliance, and timeframes.

The DCSS has improved performance outcomes over the past few years, but its success is gained primarily in those priority areas identified on the annual Performance Management Plan (PMP) approved by the State DCSS. More than 32% of cases are not receiving current support. More telling is 11,300 cases do not have money judgment orders, resulting in parents not financially supporting their children. The children of parents who do not financially support them also miss out on the opportunity to be supported emotionally and physically. These unworked cases have collection potential, yet with continued flat funding the Department does not have the necessary staff resources to review these 11,300 cases and assist families in obtaining support. As indicated below, these types of cases continue require the Department's focus and attention.



Although California Law enacted in 1999 under the Family Code required caseload ratios per caseworker, in California the work to establish those numbers by the State agency did not happen. As a result, research related to average caseload size per CSO in California does not exist. Other State child support agencies have established various methodologies for establishing and using caseload

standards and ratios. There is research and evidence that confirms additional staff creates more outcomes for families and increased collections in a child support agency. In the Virginia Division of Child Support Enforcement Caseload Standards Final Report¹, Virginia's implementation of caseload standards resulted in additional staffing. When compared to a control office without additional staff, the office with additional staffing produced 73% more locates, 1,500% more paternities established, 74% more administrative obligations established, 633% more income withholdings, \$1.08 million more dollars collected (61 percent per employee) and a \$1.80 increase in the cost to collection ratio. The research confirms that smaller caseloads with manageable numbers of case participants result in increased performance and collections.

Due to the lack of available funding to pay for call center shared services, the Department will be responsible for providing an in house call center this year. SCDCCS will reassign nine existing Enforcement CSOs to handle an estimated 3,600 calls per month while seeing walk-in customers. As such, effective July 1, 2016, caseloads per CSO will rise. Total caseload size per Enforcement CSO is estimated to exceed 1,295 per Enforcement officer as of the beginning of the County's 2016-2017 Budget Year. This is an increase of 43% over the prior year caseload size of 907. While the Department has other CSOs, those officers are assigned to other mandated functions such as intake, locate, establishment of support and paternity who perform and prepare administrative and judicial cases.

The DCSS has become highly efficient by utilizing automation enhancements, task-based reports, and early intervention contracts for new current support cases. Cases that are not impacted by these automation efforts require CSO intervention to provide the direct contact and services to customers who are not yet being served. In addition to the 11,300 cases that do not have orders, there are approximately an additional 3,800 cases that have not had caseworker intervention in the last fiscal year. Manual assessment and independent decision making of a caseworker is necessary to ensure appropriate actions take place regarding order and collection processes. The potential loss in future collections can be shown by looking at current cost to caseworker collection ratios. Based on the Department's total collections of \$49 million, CSO average collections per officer are currently more than \$721,000 per year. If additional funding of \$390,000 was received it would fund six new caseworkers. For example, assuming the \$721,000 annual collection per caseworker, adding six caseworkers there is a potential for a \$4.3 million dollar increase in overall collections by modifying those cases without orders and ensuring each case is reviewed annually.

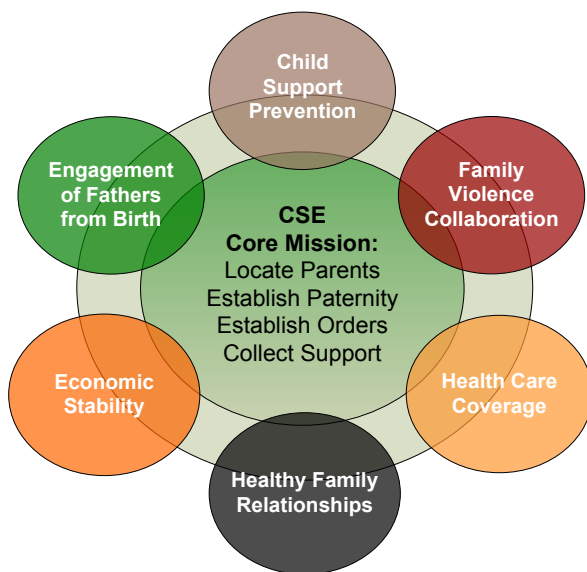
The Department continues to allocate resources to maintain current levels of mandated services, with its primary focus being on the collection and distribution of child support, and the services necessary to enforce orders efficiently. Building on staff's greater understanding of performance-driven goals, due to enhanced education in previous years, the conversation within the Department is focused on implementing strategies and tactics contained in the Department's Performance Management Plan that dovetail with the CADCCS's Strategic Plan. The needs of the families DCSS serves continues to change dramatically, and the Department has adopted an overarching theme of supporting children by strengthening parental focus on their responsibilities. The 2015-2019 State Strategic Plan seeks to achieve a common vision where children can rely on their parents for the financial, emotional, and medical support they need. The focus of the Strategic Plan, therefore, is to increase consistent and reliable payments while promoting and sustaining excellent customer service. The Department's PMP lays out the Department's objectives, strategies and roadmaps specifically supporting the goals within the State Strategic Plan. A few examples of these strategies and supporting tactics include ongoing participation in parent leadership workgroup meetings within the Strengthening Families framework; expansion of outreach activities with local high schools and with agencies serving families throughout the community; contacting customers at the onset of case opening to expedite timeframes; and training staff to facilitate more mutually agreed-upon child support orders. Data collection and analysis plays a key role in supporting the PMP. Data is reviewed on a continual basis to assist caseworkers with the development of customized approaches to casework. The PMP drives performance within the Department, with progress update meetings held between the State and the Department on a regular basis. The Department holds Bi-Monthly Performance Meetings with all staff members. Improved performance ultimately balances the benefits to families through increased and consistent payments, and comprehensive customer service which increases engagement between parents and children they support.

¹ VA Caseload Standards, December 2001, Executive Study, pg xvi

Federal Performance Management statistics as provided by the CADCSS demonstrate Stanislaus' recent successes. As of September 2015, Stanislaus County DCSS received an overall ranking of 13 out of 51 counties and regionalized counties; up two spaces in rank from 15 in Fiscal Year 2014-2015. The ranking is calculated by measuring each local agency's outcomes of the core functions within Child Support: establishing paternity, establishing support orders, collecting current child support and arrears for families, and cost efficiency – as measured by the collections to cost ratio. During this past year as indicated above, Stanislaus DCSS collected \$3.63 for every dollar spent on the program. Emphasis on the aforementioned PMP will result in greater successes for the parents and children served by the program. As a result of the Department's ongoing effort to improve its overall performance, the Department was awarded the Child Support Directors Association Outstanding Program Award for 2015.

The State Strategic Plan fully supports the Federal Family-Centered direction from the Department of Health and Human Services Office of Child Support Enforcement (OCSE). This family or client centered approach promotes initiatives on Healthy Family Relationships; Economic Stability; Engagement of Fathers from Birth; Child Support Prevention; Family Violence Collaboration; and Health Care Coverage. With the Child Support program assisting 40 percent of all low income families, this family centered approach, based on the premise that children need economic stability and both parents in their lives in a co-parenting framework, will have positive impacts on families by providing easy access to resources through collaboration of agencies.

The Family-Services Centered approach for child support enforcement is illustrated as follows:



The Department continues to collaborate with many local agencies to assist parents participating in the Administration of Children and Families, Office of Child Support Enforcement's Non-Custodial Parent Employment Demonstration Project Grant (CSPED). The grant project, locally known as the Pathways to Self-Sufficiency (PASS) project, is a collaborative effort between County agencies and local non-governmental organizations. The project, in its fourth year, has strengthened partnerships between DCSS and Alliance Worknet, the Stanislaus County Superior Court, The Center for Human Services, and Haven Women's Center as they have all worked together to support a holistic approach to assisting the parent.

Alliance Worknet provides support to grant participants (unemployed and underemployed parents who owe child support) by providing direct, individualized assistance with job search, job placement, and job retention services. As enrollment for services has increased, grant funds have been allocated to Alliance Worknet in order to accommodate the caseload growth. DCSS works closely also with the Center for Human Services whose staff facilitates the parenting classes for grant participants. Parenting classes are now being held twice a week to allow participants some flexibility in attending when having obtained employment. The PASS project has successes; it has enrolled 1,200 parents, several of whom have already received and accepted job offers within the County. Data shows that

over half of the participants receiving extra services are actively employed each month. A total of 28 parents have graduated from the 13-week parenting skills sessions. Stanislaus County is one of eight grantees across the country that was awarded the grant. The goal is to enroll 1,500 total enrollees over the course of the grant study. Enrollment will end on September 30, 2016, with services still provided from October 1, 2016 through September 30, 2017 for customers enrolled by September 30, 2016. The key partner agencies are currently in discussions to formulate a sustainability plan with the goal being to retain allowable elements of the project to ensure the partnerships continue after the project ends.

On September 22, 2015, the Department, in conjunction with Alliance Worknet and Center for Human Services, received the Board of Supervisors' Effective Partnership Annual Recognition Award in the category recognizing partnerships with non-governmental agencies/organizations. The Department was recognized for its ongoing effective partnerships with Alliance WorkNet and Center for Human Services regarding the Pathways to Self Sufficiency (PASS) Federal Demonstration Grant Project.

Collaborative efforts between the DCSS and the Stanislaus County Superior Courts continue for both the PASS project along with the creation of newer initiatives for department-wide performance. The Department and the Superior Court have effectively worked together to create a specialized PASS calendar just for grant participants. This specialized calendar ensures that grant participants are receiving enhanced program services by setting aside a dedicated time for participants to have their support matters heard in court. Grant participants are generally able to access required court services more quickly and are getting more holistic service delivery for the family unit. Additionally, the Department continues to partner with the Superior Court to promote innovation and the use of technology in the courtroom for a more efficient delivery of justice. The Child Support Department continues to be the leader in reducing the use of paper in the courtrooms by creating electronic orders on tablets and using imaged documents in lieu of paper. Many child support agencies have visited the child support courtroom to observe processes for possible benchmarking in their own counties.

The Department will continue partnering in Budget Year 2016-2017 with the Stanislaus County Probation Department to jointly work on shared participant cases. The inclusion of a Deputy Probation Officer working on child support cases in which a participant is on probation has had many valuable outcomes including collections from parents who would otherwise not engage with Child Support, as well as reinforcing the importance of complying with all court orders as a term of probation.

DCSS will continue to work with the Modesto Nuts baseball team to broadcast information regarding the availability of child support services and to share the message of the importance of a father's role in the emotional and financial well-being of a child. The Child Support-Modesto Nuts partnership has received nationwide attention and has become a program benchmarked by other child support agencies. This year, a videotaped public service announcement featuring several Child Support Services employees expressing their commitment to the Child Support program was played during home-games and a new video message will continue to be played at home games during the upcoming year.

The Outreach Team within DCSS has been augmented with assigned staff dedicated to outreach efforts in our community. The Department continues to be ambitious in its outreach efforts and partnering with the community and has expanded its education to high school students. By the end of the current academic year, the Outreach Team will have presented to 15 schools in Modesto, Turlock and Ceres. The Department's dedicated team educates students on the important economic responsibilities essential to support a child by conducting a budgetary activity that demonstrates the impacts of having a child support obligation. In Fiscal Year 2015-2016, the Outreach Team will have connected with over 4,000 students at local community high schools.

The Department continues to make enhanced customer service a significant and primary focus as it has done in the past few years. Training opportunities were provided to staff to promote growth in the areas of open dialog when dealing with stressful situations, negotiating, and understanding customer needs. All staff has been trained to effectively communicate when strong emotions, high stakes, and opposing opinions are present. All supervisory staff has received training which prepares them to positively influence the outcome of their interaction with others by the way in which they engage with others, especially our customers. The Department continues to provide Crucial Conversations training to new staff and offers refresher training to all staff on a regular basis throughout the year. This focus on enhanced communication skills has proved to be an effective tool. An internal Training Team

provides training to prepare new employees to efficiently and effectively contribute to the successes of the Department and provides regular refresher training to current staff. Consistent training supports workforce planning efforts and enables the Department to continue providing consistent levels of service. It will also support the Department's needs as retirements in key positions are anticipated over the next three years.

On July 1, 2016, the Department will reinstitute an internal Call Center staffed with Child Support Officers to assist customers immediately upon the call being received. Speaking with a caseworker directly when contacting the Department by telephone will enable customers to get immediate answers to questions or initiate further review of their case. The Call Center offers another opportunity for the Department to provide excellent customer service to families in our community.

As part of the Department's dedication to improved customer service, it has established convenient user-friendly payment options to customers by implementing MoneyGram and PayNearMe services. DCSS staff continues to educate customers about this convenient payment method which eliminates the need for customers to travel to the office to make payments in person and instead make payments at a local Walmart, 7-11, and similar stores.

Still pending is the Federal Office of Child Support Enforcement's Notice of Proposed Rule Making related to child support funding and program enhancement. The proposed rules indicate future child support program and work activities that are more holistic in the approach toward the family. The new proposed rules would provide more flexibility to State Child Support programs to focus on the best interest of the family and more broadly support the family-centered services model. Fatherhood programs, employment services, and parenting time activities are a few of the services being proposed should a State child support agency choose the option of funding and providing services. Currently, while the Department cannot directly pay for these activities, it can partner with agencies that can to provide services incidental to the establishment and enforcement of child support. Subsequently, the Department is continuing discussions with its partners to develop a model which will sustain elements of our employment grant project and will result in improved, integrated services to parents. This effort ties strongly with the Department's vision of helping parents assume responsibility for the economic and social well-being of their children. DCSS serves one of the largest populations of fathers in the County and is in a strong position to be an active participant in partnering for fatherhood services.

The Department and the Community Services Agency are considering the initiation of a 180-day pilot project to provide the services of an on-site Social Worker at DCSS. The Social Worker will intervene in some of the most difficult child support cases to more effectively aid non-paying non-custodial parents in overcoming barriers toward meeting payment obligations. Services may include assisting parents in securing Social Security Disability benefits, signing up for medical coverage, obtaining a high school Graduation Equivalency Diploma (GED), pursuing higher education, or finding some other type of employment through vocational rehabilitation with the aid of community partners. It is estimated that the Department has 600 non-paying cases at any given time where this type of assistance would enable the customer to move forward with their child support case. If the pilot project is successful, the agencies would consider a permanent agreement. The pilot would be funded by DCSS.

The Community Services Facility (CSF) Service Delivery and Facility Planning Project (Master Plan) and contract award was approved by the Board of Supervisors on August 25, 2015. The Project Team is coordinating with the Consultant Team and the Operational Service Delivery and Facility Planning Project has kicked off. The project will involve analysis of existing operations, service delivery improvements, analysis of location and adjacency functions and create phasing plans, a master plan and cost projections with an end result to improve the efficiency and effectiveness of the CSF Departments in delivering key services to County customers. Additionally, the effort will include a physical security evaluation and planning effort to ensure the safety and security of County staff and the customers in this heavily used facility. Funding for the DCSS portion of this contract award has been set aside in Account Number 85850.

In conclusion, over the last year, DCSS has continued to improve its overall performance while also providing supportive and engaging services to the families and children who rely on child support for their daily necessities. The issue of flat funding is of great importance to the Department as it prevents services from being provided to customers who may be in need but as a result of no contact from a CSO, may be relying on other public assistance programs. Child support is an anti-poverty program.

Almost one in four children are in the child support program in the United States. The most current published data shows that in Fiscal Year 2011-2012 alone, child support lifted nearly one million people out of poverty. Increased funding as shown above has the potential to increase child support collections, and improve the financial and emotional stability of children within our community. The Department is dedicated to its vision of becoming one of the best agencies in California and will continue to strive to provide the excellent customer service the families in our community deserve.

In recognition of the Department's continued focus on performance and service, on February 26, 2016, Stanislaus County DCSS received a letter of appreciation from the California Child Support Services Director Alisha Griffin as recognition for increasing the Department's total distributed collections by \$1,178,362, a 2.4% improvement in Federal Fiscal Year 2015.

STAFFING IMPACTS

Total current authorized positions— 162

The Department is requesting to reclassify upward one vacant Legal Clerk III position and two vacant Legal Clerk IV positions to three block-budgeted Child Support Officer II positions. The Child Support Officer II positions will increase the number of caseworkers who work directly with customers, respond to customer concerns, and address changes in circumstances. The Department has automated processes exhaustively and has reached a time now where performance can only be maintained by an increase in caseworkers.

The Department is also requesting to reclassify upward one vacant Legal Clerk III position to a Confidential Assistant III. This position will provide additional support to Human Resources and Administration. These positions will be funded with Title IV-D funding received from both State and Federal sources. The Department receives one-third of its funding from State Department of Child Support Services and two-thirds from the Federal Office of Child Support Enforcement

The Department is further requesting to delete one vacant Legal Clerk III position.

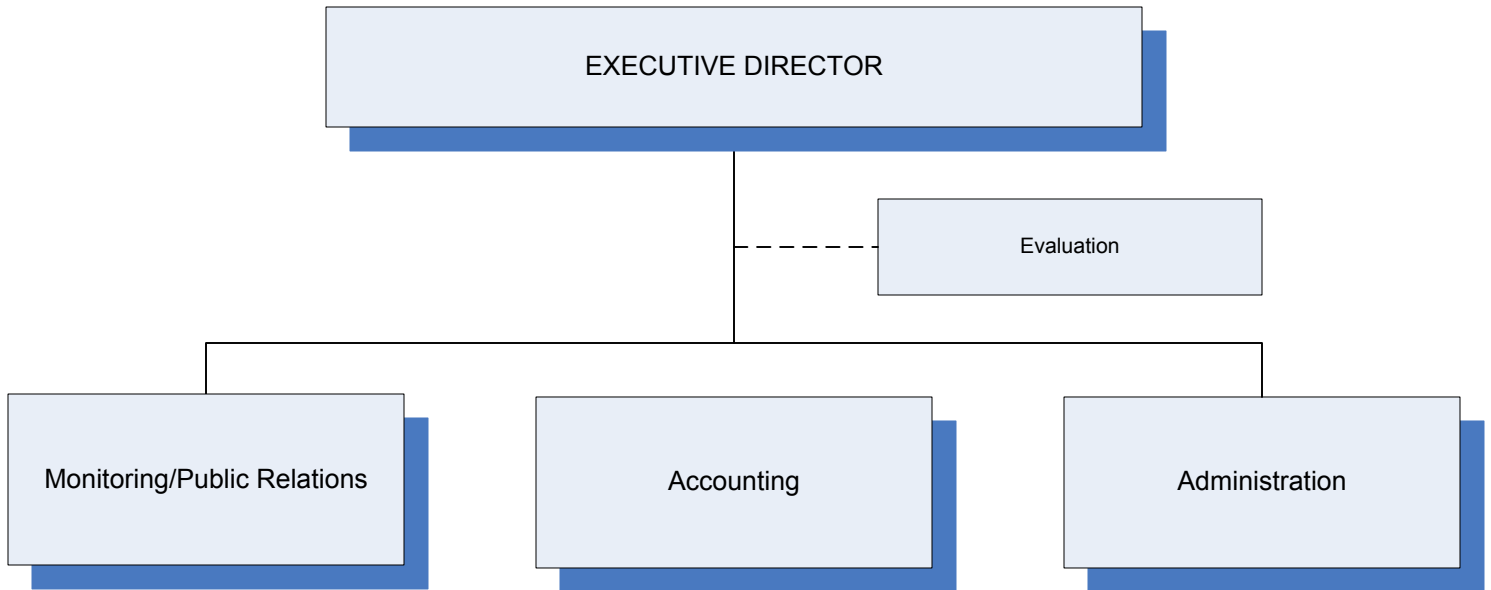
RECOMMENDED PROPOSED BUDGET

It is recommended that a budget of \$16,327,923 be approved for Child Support Services, funded from \$16,327,923 in estimated department revenue.

It is also recommended to reclassify upward one Legal Clerk III and two Legal Clerk IV positions to block-budgeted Child Support Officer II positions. It is further recommended to reclassify upward one Legal Clerk III position to a Confidential Assistant III position. Additionally, it is recommended to delete one vacant Legal Clerk III position.

Total recommended authorized positions— 161

**STANISLAUS COUNTY
CHILDREN AND FAMILIES COMMISSION**



Revised April 2013

STANISLAUS COUNTY, CALIFORNIA
Budget Year 2016-2017
FISCAL GENERAL SERVICES
Other General



CHILDREN AND FAMILIES
COMMISSION—PROPOSITION 10
John Sims, Director

| BUDGET AT A GLANCE | |
|---------------------------------------|-------------|
| Gross Costs | \$7,178,774 |
| Total Revenue | \$4,780,192 |
| Fund Balance/Retained Earnings | \$2,398,582 |
| Net County Cost | \$0 |
| Total Recommended Staffing | 5 |
| % Funded by Local Discretionary Funds | 0.0% |

NOTE: This budget is included in the proposed budget for information purposes as well as to meet the Governmental Accounting Standard Boards requirements. The Stanislaus County Children and Families Commission has independent jurisdiction over planning and funding decisions separate from the Stanislaus County Board of Supervisors.

MISSION STATEMENT

Promoting the development and well-being of children ages 0 through 5.

ACCOMPLISHMENTS AND OBJECTIVES

The Accomplishments of Fiscal Year 2015-2016 and Objectives for Budget Year 2016-2017 for the Children and Families Commission include:

| FISCAL YEAR 2015-2016 ACCOMPLISHMENTS | |
|--|--|
| ◆ | Implemented the narrowed program focus from Year 1 of the 2015-2017 Strategic Plan |
| ◆ | Executed 21 agreements with private non-profit and public agencies establishing ten countywide Family Resource Centers and other programs that: <ul style="list-style-type: none"> ● Provided family support services ● Provided support services focused on improving child abuse factors ● Improved access to health care by providing medical attention through an interim health care program ● Enrolled pregnant women and children 0-5 without health insurance into health coverage plans ● Increased the school readiness of children entering Kindergarten ● Screened children aged 0-5 for educational developmental issues and provided, when warranted, additional assessments or services ● Supported a healthy birth program for at-risk mothers to increase the number of full-term births with fetal weights within normal parameters |

**BUDGET YEAR 2016-2017
OBJECTIVES**

- ◆ Implement Year 2 of the 2015-2017 Strategic Plan
- ◆ Maintain positive trends in the reduction of repeat child maltreatment reports
- ◆ Increase the number of children who are cognitively, socially, and behaviorally ready to enter school
- ◆ Maintain access and maximize utilization of children's preventative and ongoing health care
- ◆ Increase the number of healthy births from high risk pregnancies

STANISLAUS COUNTY, CALIFORNIA
Budget Year 2016-2017
FISCAL GENERAL SERVICES
Other General



CHILDREN AND FAMILIES
COMMISSION—PROPOSITION 10

Budget Unit 1755 0016140
Special Revenue Fund

SERVICES PROVIDED

The Stanislaus County Children and Families Commission promotes the development of countywide integrated and comprehensive services that enhance the intellectual, social, emotional, and physical development of children 0 through age 5. Integrated services include health care, quality childcare, parental education, and effective prevention services. Services are provided on a community-by-community basis and directed to families and their children (prenatal through five years of age). The Commission ensures that services are organized to maximize the community's resources and are designed to produce measurable results.

FUND/CASH BALANCE

As of July 1, 2016, the Children and Families Commission projects the fund balance to be \$9,292,904, as compared to the July 1, 2015 fund balance of \$10,228,504. The decline is consistent with the Commission's plan to spend down its fund balance reserves until six months of anticipated revenue remain.

As of July 1, 2016, the fund is projected to have a cash balance of \$9,367,904, as compared to the July 1, 2015 cash balance of \$10,749,245. The variance is due to the Commission's plan to spend down its fund balance. The Commission continues to expend more resources than received. Cash is tracking similar to fund balance.

| Children and Families Commission | | | | | |
|---|-----------------------------|--|--|--|--|
| Classification | 2014-2015 Actual | 2015-2016 Adopted Final Budget* | 2016-2017 Requested Proposed Budget | 2016-2017 Recommended Adjustments | 2016-2017 Recommended Proposed Budget |
| Taxes | \$0 | \$0 | \$0 | \$0 | \$0 |
| Licenses, Permits, Franchises | \$0 | \$0 | \$0 | \$0 | \$0 |
| Fines, Forfeitures, Penalties | \$0 | \$0 | \$0 | \$0 | \$0 |
| Revenue from use of Assets | \$72,517 | \$84,821 | \$74,343 | \$0 | \$74,343 |
| Intergovernmental Revenue | \$5,287,448 | \$5,094,712 | \$4,705,849 | \$0 | \$4,705,849 |
| Charges for Service | \$0 | \$0 | \$0 | \$0 | \$0 |
| Miscellaneous Revenue | \$63 | \$0 | \$0 | \$0 | \$0 |
| Other Financing Sources | \$0 | \$0 | \$0 | \$0 | \$0 |
| Total Revenue | \$5,360,028 | \$5,179,533 | \$4,780,192 | \$0 | \$4,780,192 |
| Salaries and Benefits | \$470,089 | \$522,326 | \$506,268 | \$0 | \$506,268 |
| Services and Supplies | \$3,175,075 | \$3,702,897 | \$3,735,008 | \$0 | \$3,735,008 |
| Other Charges | \$2,825,406 | \$3,061,963 | \$2,937,498 | \$0 | \$2,937,498 |
| Fixed Assets | \$0 | \$0 | \$0 | \$0 | \$0 |
| Other Financing Uses | \$0 | \$0 | \$0 | \$0 | \$0 |
| Equity | \$0 | \$0 | \$0 | \$0 | \$0 |
| Intrafund | \$0 | \$0 | \$0 | \$0 | \$0 |
| Contingencies | \$0 | \$0 | \$0 | \$0 | \$0 |
| Gross Costs | \$6,470,570 | \$7,287,186 | \$7,178,774 | \$0 | \$7,178,774 |
| Fund Balance | \$1,110,542 | \$2,107,653 | \$2,398,582 | \$0 | \$2,398,582 |
| Net County Cost | \$0 | \$0 | \$0 | \$0 | \$0 |

* Net county cost carryover savings included in the 2015-2016 Adopted Final Budget is \$0.

PROGRAM DISCUSSION

At the proposed level of funding, the Department can maintain \$6.5 million of funding for 21 contracts in the community. Funding will support the following core services: behavioral and mental health, community resource and referral, targeted intensive parent support, early education for children, health access, oral health education, prenatal care and safety education. The balance of projected costs, approximately \$644,000, is dedicated to support operating expenses. With no changes in State law, it is projected this level of funding can be provided over the next four years.

STAFFING IMPACTS

Total current authorized positions— 5

The Department is requesting a classification study of one Accountant II position to determine the appropriate classification based on the duties and responsibilities.

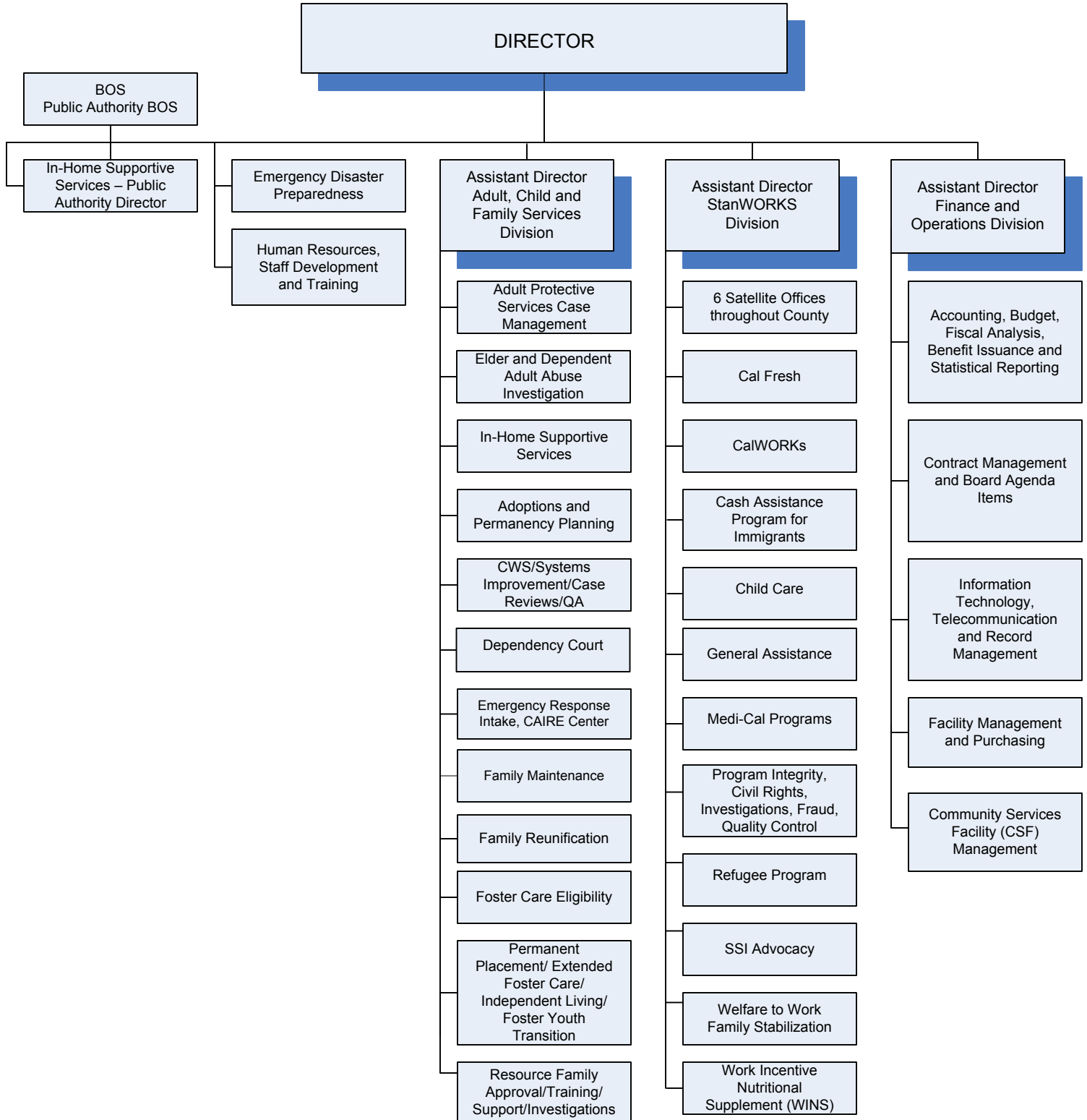
RECOMMENDED PROPOSED BUDGET

It is recommended that a budget of \$7,178,774 be approved for Children and Families Commission. This budget is funded from \$4,780,192 in estimated department revenue and \$2,398,582 of departmental fund balance.

It is also recommended to conduct a classification study for one Accountant II position.

Total recommended authorized positions— 5

STANISLAUS COUNTY COMMUNITY SERVICES AGENCY



Revised April 2016

STANISLAUS COUNTY, CALIFORNIA
Budget Year 2016-2017



HUMAN SERVICES
Administration

COMMUNITY SERVICES AGENCY
Kathryn Harwell, Director

| BUDGET AT A GLANCE | |
|---------------------------------------|--------------------|
| Gross Costs | \$338,825,736 |
| Total Revenue | \$330,023,075 |
| Fund Balance/Retained Earnings | \$0 |
| Net County Cost | \$8,802,661 |
| Total Recommended Staffing | 1,081 |
| % Funded by Local Discretionary Funds | 2.6% |

MISSION STATEMENT

CSA serves our community by protecting children and adults and assisting families towards independence and self-sufficiency. The vision of the Department is for Safe, Healthy, and Thriving Communities.

ACCOMPLISHMENTS AND OBJECTIVES

The Community Services Agency's accomplishments and objectives align directly to the Agency's strategic direction and are guided by strategic priorities. These priorities include, but are not limited to: protecting children and adults from abuse and neglect; providing access, services and support for basic needs of living; promoting personal responsibility and self-sufficiency; providing excellent customer service; practicing program and agency integrity; and promoting effective business strategies.

The Accomplishments of Fiscal Year 2015-2016 and Objectives for Budget Year 2016-2017 for the Community Services Agency include:

**BUDGET YEAR 2015-2016
 ACCOMPLISHMENTS**

Provide a customer focused culture that supports self-reliance and is responsive to the needs of the community

- ◆ **Implement and monitor the System Improvement Plan (SIP) to decrease the likelihood for child maltreatment**
 The repetition of child maltreatment is a major predictor of child delinquency, difficulty with development, and psychological trauma. Over the last year we have seen a decrease in the number of children experiencing a recurrence of child maltreatment. This is due, in part, to intensive Family Maintenance services needed to reduce the familial risk factors and build up social support network for families. Other prevention and intervention services include Strengthening Families, Differential Response, and Katie A. implementation.
- ◆ **Develop a best practice response system for Commercially Sexually Exploited Children (CSEC)**
 CSA is working with 16 partner agencies to address the unique and often challenging service needs of these victims. Education and collaboration continue to be the agency's focus; working to educate the community that these youth are victims and not criminals. Workgroups have begun to address the specialized placement needs and recruitment of resource families. Training continues to be offered to the community, social workers, foster family agencies, resource families and foster youth to bring awareness to the issue.
- ◆ **Remove barriers to employment to promote self sufficiency**
 The Agency has increased opportunities for Welfare to Work (WTW) customers to become self-

BUDGET YEAR 2015-2016 ACCOMPLISHMENTS

sufficient through Expanded Subsidized Employment, Family Stabilization, and Housing Support Programs. Participants gain valuable work experience, practice work behavior, and enhance job skills to prepare for unsubsidized employment. On average 122 WTW participants per month obtained unsubsidized jobs. The Family Stabilization program serves an average of 271 individuals per month, consisting of adults and children, and helps families to identify and overcome multiple barriers. Of the multiple barriers identified, homelessness has a significant impact to our families and community. In October 2015 the WTW Housing Support Program was implemented to help alleviate this barrier. To date, the number of individuals served increased 106%, with a total of 341 individuals served, including adults and children. Strategies to decrease our unengaged customers has led to increased participation in the WTW program and assisted families towards self-sufficiency.

◆ **Support customer engagement**

Express Lane was implemented to allow expedited enrollment to Medi-Cal if the customer is already eligible to CalFresh. As a customer is determined no longer eligible to Advanced Premium Tax Credits (APTC) they are moved into accelerated enrollment to assess eligibility to Medi-Cal so there is no loss of coverage. A variety of outreach strategies have been developed internally, including personal contact, to insure customers complete the required annual renewal and maintain Medi-Cal eligibility.

Encourage and expand community partnerships and collaboration opportunities to best serve the community

◆ **Promote outreach to educate the community about available services**

In-Home Supportive Services (IHSS) provides assistance to elderly and frail individuals in the transition from hospital to home. Adult Protective Services (APS) assists vulnerable adults with services, such as restraining orders (against an alleged abuser) and evictions. Referrals from hospital social workers are given priority in order to foster safety and a smooth transition home. Over 300 applications have been processed through IHSS (a 20% increase over last year), and over 1000 referrals have been investigated through APS.

◆ **Increase opportunities to partner with Community based organizations**

The Stanislaus County Independent Living Center opened this year, providing Foster Youth with valuable life skills, employment and education services as they transition into adulthood.

CSA partnered with Health Services Agency, Chief Executive Office, Sheriff's Office, and El Concilio, to enroll inmates housed in County jails into the Medi-Cal program. Approximately 1,500 inmates have been enrolled. Inmates are then able keep their Medi-Cal benefits when they are released and access needed health care.

In collaboration with Sierra Vista, CSA increased outreach to Medi-Cal customers to ensure continued coverage. The outreach activities are intended to assist customers in completing the annual renewal process in a timely manner, saving time for both customers and staff.

Enhance operational efficiencies and effectiveness through innovation and continuous service delivery improvement

◆ **Improve customer access through self-help options**

StanWorks Division implemented a text message reminder program through the C-IV automated case management system. Customers can now receive reminders of their appointments and when important forms are due. Since implementation in November 2015, 1,000 customers have opted in and are receiving text messages. CSA also piloted a program where a specialized team interviews customers for their annual CalFresh renewals. Customers can utilize a dedicated phone line tied directly to the specialized unit to engage with an interviewer. Customers are given flexibility of a two hour period to contact the unit for their interview.

**BUDGET YEAR 2015-2016
ACCOMPLISHMENTS**

Support the Strengthening Families Initiative to help families thrive and promote children's best development

Led by the Child Abuse Prevention Council (CAPC), the Strengthening Families Initiative supports building the five protective factors in families to promote optimal child development and prevent child abuse and neglect. Three workgroups are working to embed this framework into the prevention work throughout Stanislaus County with regards to child abuse and neglect. 20 Trainers have begun training in the community to build stronger, more resilient families. Currently, 65 CSA staff and 427 community partners have been trained. Work groups are also "mapping" current services that fit within each of the protective factors to look for service gaps within our own agency and in the community as well.

Support a healthy, diverse and engaged workforce

◆ **Support a Healthy Workforce**

Healthy CSA launched a Wellness Challenge with over 230 employees participating. 40 teams competed in three categories (Novice, Intermediate and Elite). Individuals were encouraged to make healthy food choices and lifestyle changes. Individuals reported weight loss, reductions in some medication and feeling better overall.

◆ **Increase professional development and training opportunities**

The Staff Development committee, comprised of representatives from each division, provided various training opportunities based on staff input. Classes include Time Management, Business Writing, Mindfulness and Work, Motivational Interviewing, Learning Styles, Crucial Conversations and a Leadership Training series for all managers. CSA also brought National Incident Management System (NIMS) training to the agency with over 350 receiving NIMS 100/700 training and approximately 35 receiving NIMS 300/400. In addition, employees chartered a CSA Toast Masters club to assist employees at all levels of the organization to develop public speaking skills.

◆ **Support an engaged workforce**

In April 2016, to celebrate administrative professionals, the agency offered a week long calendar of classes just for these employees. Classes included Learning Styles, Mindfulness/Stress Management, Time Management, Business Writing, Recruitment and Interviewing Techniques, Microsoft Publisher and Brightlink.

Enhance financial management practices to maximize funding and ensure program sustainability

◆ **Support and ensure financial management best practices**

The Department had two external financial audits for the period ending June 30, 2015, the Stanislaus County Single Audit (a Federal Compliance Audit) and the California Department of Education (CDE) Audit. The independent audits confirmed that CSA was in compliance and demonstrates the Agency's commitment to responsible financial oversight of its programs.

◆ **Increase internal financial process efficiency**

The Department worked with the County Treasury and Bank of America to set up a credit card reader that went live in November 2015. Customers now have more options to make payments.

**BUDGET YEAR 2016-2017
OBJECTIVES**

- ◆ Provide a customer focused culture that supports self-reliance and is responsive to the needs of the community
- ◆ Encourage and expand community partnerships and collaboration opportunities
- ◆ Enhance operational efficiencies and effectiveness through innovation and continuous service delivery improvement
- ◆ Encourage and support the Strengthening Families Framework
- ◆ Support a healthy, diverse and engaged workforce
- ◆ Enhance financial management practices to maximize funding and ensure program sustainability

BUDGETS WITHIN THE COMMUNITY SERVICES AGENCY INCLUDE:

- ◆ Services and Support
- ◆ County Children's Fund
- ◆ General Assistance
- ◆ IHSS Public Authority-Administration
- ◆ IHSS Public Authority-Benefits
- ◆ IHSS Provider Wages
- ◆ Integrated Children's Services
- ◆ Public Economic Assistance



HUMAN SERVICES
Administration

COMMUNITY SERVICES AGENCY—SERVICES AND SUPPORT

Budget Unit 1631 0045050
Special Revenue Fund

SERVICES PROVIDED

The Community Services Agency (CSA) operates social welfare programs providing assistance, direct client services and support for the benefit of the community:

1. Social Services (Child Welfare/Child Protective Services, Adult Protective Services/In-Home Supportive Services);
2. CalWORKs (Temporary Assistance to Needy Families, Employment Services, Welfare Fraud Prevention and Investigation);
3. Other Public Welfare Assistance (CalFresh, Medi-Cal, Foster Care, Adoptions and General Assistance); and
4. Child Care (Subsidized Child Care Stages 1, 2, 3).

FUND/CASH BALANCE

As of July 1, 2016, Community Services Agency – Services and Support projects a positive fund balance of \$126,551 consistent with the July 1, 2015 positive fund balance of \$165,994.

As of July 1, 2016, this fund projects a positive cash balance of \$3,751,759 compared to the July 1, 2015 positive cash balance of \$3,675,197. This is due to timing differences among State deferral of cash advances, adjusted cash advances, cash reimbursements and actual incurred costs.

The variance between cash and fund balance is due to the non-cash items listed on the balance sheet such as deferred revenue, accounts receivable and accounts payable. These accounts are needed to reflect timing differences caused by cash-basis claiming rules.

| CSA - Services and Support | | | | | |
|-----------------------------------|-----------------------------|--|--|--|--|
| Classification | 2014-2015 Actual | 2015-2016 Adopted Final Budget* | 2016-2017 Requested Proposed Budget | 2016-2017 Recommended Adjustments | 2016-2017 Recommended Proposed Budget |
| Taxes | \$0 | \$0 | \$0 | \$0 | \$0 |
| Licenses, Permits, Franchises | \$78,653 | \$78,653 | \$78,752 | \$0 | \$78,752 |
| Fines, Forfeitures, Penalties | \$0 | \$0 | \$0 | \$0 | \$0 |
| Revenue from use of Assets | \$534 | \$0 | \$0 | \$0 | \$0 |
| Intergovernmental Revenue | \$117,785,186 | \$141,355,276 | \$148,404,644 | \$0 | \$148,404,644 |
| Charges for Service | \$818,282 | \$653,083 | \$1,792,428 | \$0 | \$1,792,428 |
| Miscellaneous Revenue | \$73,128 | \$606,489 | \$12,693 | \$0 | \$12,693 |
| Other Financing Sources | \$1,493,399 | \$244,422 | \$244,422 | \$0 | \$244,422 |
| Total Revenue | \$120,249,182 | \$142,937,923 | \$150,532,939 | \$0 | \$150,532,939 |
| Salaries and Benefits | \$75,032,681 | \$88,699,019 | \$91,422,113 | \$0 | \$91,422,113 |
| Services and Supplies | \$18,934,390 | \$23,599,750 | \$24,975,069 | \$143,600 | \$25,118,669 |
| Other Charges | \$28,601,808 | \$33,773,443 | \$37,104,484 | \$0 | \$37,104,484 |
| Fixed Assets | | | | | |
| Equipment | \$797,208 | \$310,000 | \$310,000 | \$0 | \$310,000 |
| Other Financing Uses | \$227,664 | \$0 | \$433,290 | \$0 | \$433,290 |
| Equity | \$0 | \$0 | \$0 | \$0 | \$0 |
| Intrafund | \$0 | \$0 | \$0 | \$0 | \$0 |
| Contingencies | \$0 | \$0 | \$0 | \$0 | \$0 |
| Gross Costs | \$123,593,751 | \$146,382,212 | \$154,244,956 | \$143,600 | \$154,388,556 |
| Fund Balance | \$3,777 | \$0 | \$0 | \$0 | \$0 |
| Net County Cost | \$3,340,792 | \$3,444,289 | \$3,712,017 | \$143,600 | \$3,855,617 |

*Net county cost carryover savings included in the 2015-2016 Adopted Final Budget is \$0.

PROGRAM DISCUSSION

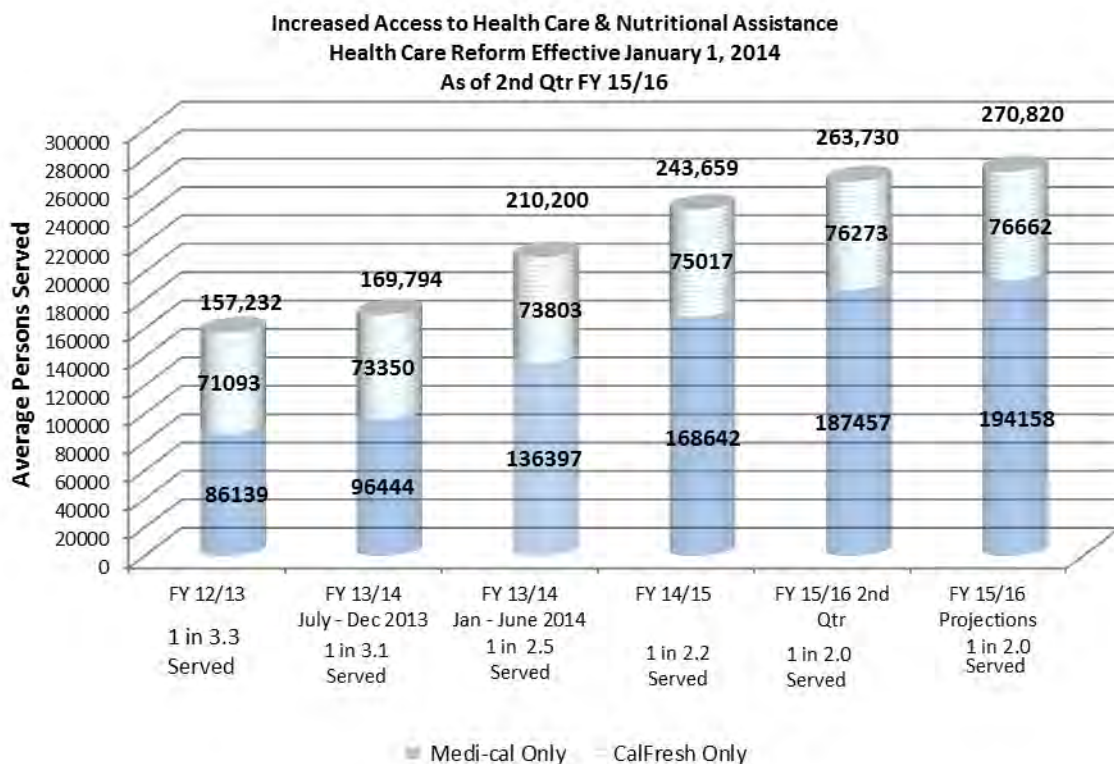
At the proposed level of funding, the Department can maintain the current level of mandated social services programs for the projected number of cases and customers. Total proposed budget appropriations of \$154,388,556 are offset by estimated revenues of \$150,532,939 and a General Fund base contribution of \$3,712,017 plus a recommended increase in General Fund contribution of \$143,600 to meet the required County Match of \$3,855,617 for this budget.

The requested increase in County Match is due to the phase-out of the CalFresh waiver, which provided fiscal relief to counties in response to the unanticipated and unprecedented CalFresh caseload growth in line with Welfare and Institutions Code (WIC) Section 18906.55. As a result, counties were not required to pay the 15% county share of the nonfederal costs above their individual CalWORKs Maintenance of Effort (MOE). The waiver is being phased out by the State in 25% increments beginning in Fiscal Year 2015-2016. Budget Year 2016-2017 will be year two of the CalFresh waiver phase-out where counties are responsible for 50% of the county share for the nonfederal costs above the CalWORKs Maintenance of Effort. The recommended increase in County General Fund will allow the Department to maintain the current level of program services and support in this 2016-2017 Proposed Budget.

The programs funded in this budget are either mandated programs with legislative Federal, State and County sharing ratios, legislated Maintenance of Effort (MOE) contributions or 100% funded programs. CSA operates mandated Social Services programs and defines core services as activities in direct support of legal mandates, regulations and Board authorized commitments. Over 86% of the funding for these programs is linked to annual allocations; however, the Department has not yet received allocations for these programs as these are typically provided late in the month of August. Estimated program allocations are based on the Governor's 2016-2017 Budget released in January 2016 and current year known allocation projections. The County General Fund contribution is approximately 2.5% of the total CSA Services and Support budget.

As a result of Health Care Reform under the Affordable Care Act effective January 1, 2014, over 263,000 individuals have access to health care and nutritional assistance as of December 2015. This represents 1 in 2.0 individuals residing in Stanislaus County. The number of individuals receiving Medi-Cal has increased by 11.2% and the number of individuals receiving CalFresh benefits (food stamps)

has increased by 1.7% from Fiscal Year 2014-2015. This number is expected to continue to grow over the next year. The Department continues to partner with Behavioral Health and Recovery Services and the Health Services Agency in providing expanded access to health care in this community. Additionally, with the passage of Assembly Bill (AB)109 and Assembly Bill 720, the Department continues to partner with Probation and the Sheriff to enroll AB 109 offenders, individuals who are in custody and those being released from the County Jail. In Fiscal Year 2015-2016, the Express Lane program was implemented to ensure maximum Health Coverage for County residents. The Express Lane program allows customers currently receiving CalFresh to almost automatically receive Medi-Cal benefits for up to one year.



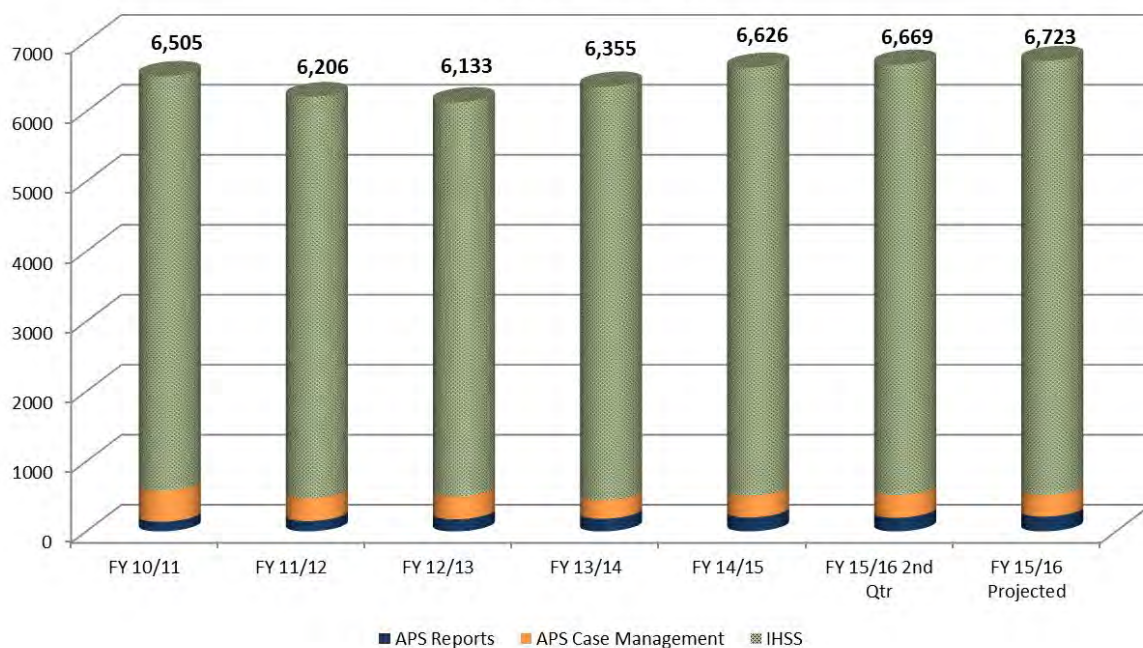
Adult Services Programs – The division supports a variety of programs to provide a safety net for elders in the community, including the Adult Protective Services (APS) Program and In-Home Supportive Services (IHSS) Program. Adult Services Programs total approximately \$11.1 million in Budget Year 2016-2017 and are supported with \$1,090,899 of mandated County General Fund match; an increase of \$37,015 above the 2015-2016 Adopted Final Budget level of \$1,053,884. The increase is attributed to the increase of IHSS Maintenance of Effort (MOE), Supplemental Security Income (SSI) Advocacy Program and APS core service’s needs. There are approximately 64,000 seniors (age 65 and over) in Stanislaus County according to 2014 County US census quick facts. It has been reported that between 2010 and 2013 there had been a 12% increase in the senior population in Stanislaus County.

The APS Program protects elderly and dependent adults where there are issues of physical violence, sexual abuse, financial exploitation, abandonment and neglect. APS serves approximately 2,387 people per month. Included within the APS budget projection for County General Fund match of \$141,340 is support to operate a Supplemental Security Income (SSI) Advocacy Program; estimated to produce a positive return on investment in the mandated General Assistance (GA) program. Interim Assistance reimbursement to GA is estimated at \$132,586 for Budget Year 2016-2017 due to SSI advocacy efforts.

The remaining County General Fund mandated match of \$949,559 is dedicated to the IHSS Program as required by the MOE, which includes the 3.5% inflationary factor increase beginning July 1, 2016 to the Mandated County Match base over the 2015-2016 Adopted Final Budget. IHSS provides services to the elderly and disabled who need assistance to remain safely in their own home rather than alternative and costly long-term care facilities. The IHSS program provides in-home services to approximately

6,200 frail and/or elderly individuals per month. The IHSS case management allocation is projected at \$6.8 million in Budget Year 2016-2017.

**Adult Services - Average Monthly Persons Served
as of 2nd Qtr FY 15/16**



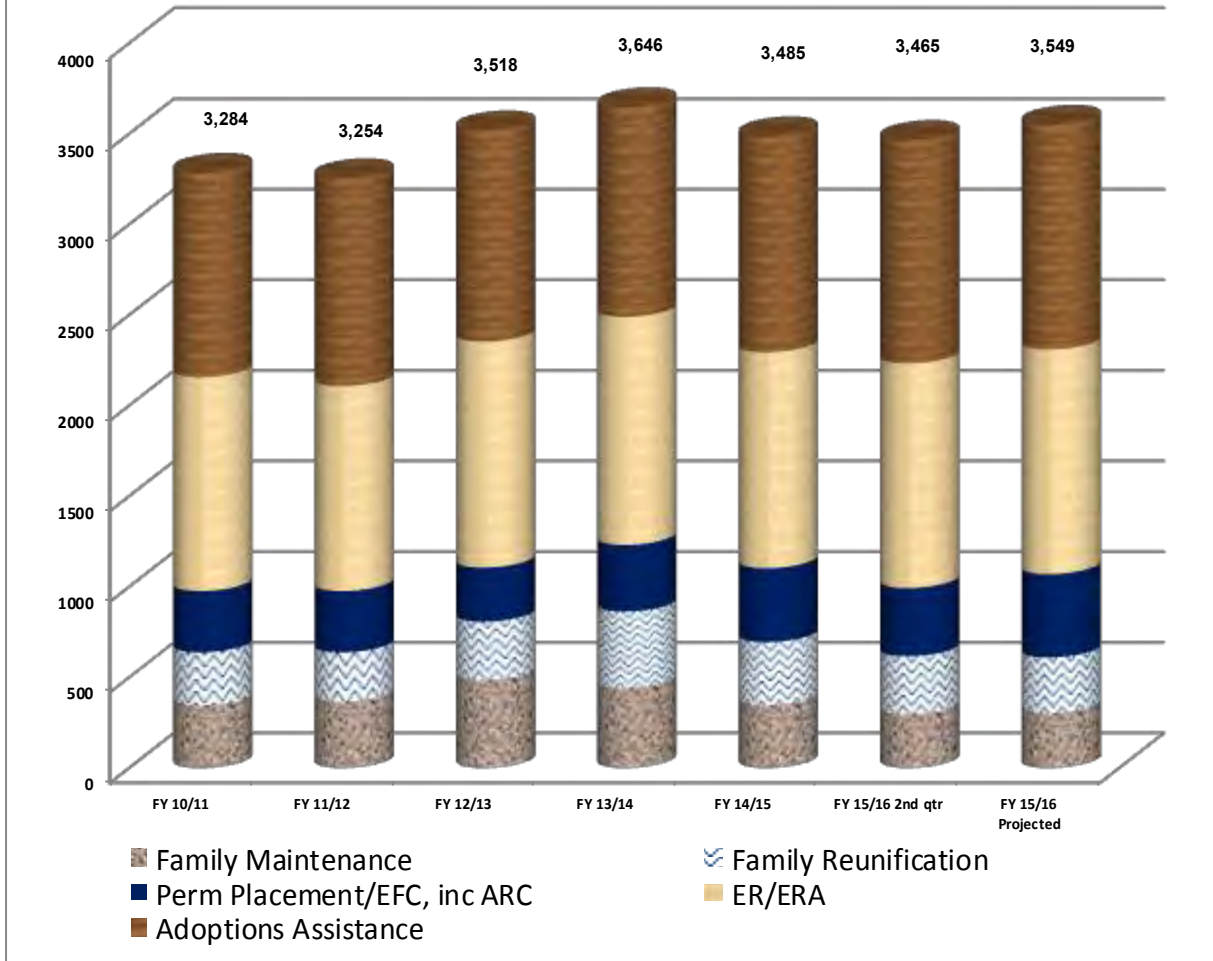
Child and Family Services Programs – These programs provide an array of services essential to protection of our community’s most vulnerable children, victims of abuse and neglect. Child and Family services Programs total approximately \$31.3 million in Budget Year 2016-2017. Programs within Child and Family Services include Child Welfare Services (CWS) Emergency Response, Family Maintenance, Court Staff, Family Reunification and Permanent Placement, Emancipated Youth, State Family Preservation (SFP), Wraparound Services, and Adoptions.

Child Welfare continues to see an increase in the number of adoptions. During the October 2014 – September 2015 reporting period, 104 children achieved permanency through adoptions which is an increase of 15 children over the last reporting period from July 2014 – June 2015. This correlates with the reduction of the number of children in Foster Care by 4%. In addition, 127 children have successfully reunified with their parents during the same reporting period (October 2014-September 2015).

In January of 2015, the Department submitted its Child Welfare System’s Improvement Plan for 2015 to 2020 to the Department of Social Services. A variety of strategies target key outcomes of no recurrence of child maltreatment, timely permanency (Reunification, Adoption, or Legal Guardianship) of children in foster care, reduction of children reentering foster care once reunited with their parents or legal guardians, and increasing placement in relative or non-relative extended family members.

Child Welfare has seen a 1.2% reduction in the recurrence of child maltreatment from 13.4% to 12.2%. Child Welfare has seen that 64% of children leaving foster care to adoption, reunification, or guardianship are doing so between 12 and 24 months which is 17% higher than the California Average. The percentage of children returning to foster care (reentry) within 12 months of leaving foster care is 5.8% which is 2.5% below the National Standard and 5.7% below the California average. There are currently 137 children placed with relatives or non-relative extended family members. Child Welfare increased the percentage of children in foster care placed in a relative or non-relative extended family member’s home from 17.2% to 17.9%, which means the number of children placed with relatives was increased by six children.

**Child Welfare Services (CWS) - Monthly Average Persons Served
As of 2nd Qtr FY 15/16**



StanWORKS Programs – CalWORKs, CalFresh (Food Stamps) and Medi-Cal programs are administered within StanWORKS. StanWORKS programs total approximately \$112.0 million in Budget Year 2016-2017.

Stanislaus County’s unemployment rate continues to improve from 10.4% in December 2014 to 9.1% in December 2015. This steady improvement of Stanislaus County’s unemployment rate correlates with a decreased caseload in CalWORKs of 6.6%. While the large growth seen in the customer base during the economic decline has decreased, the number of families seeking health care, excluding public assistance, has increased from last year by 11.2%.

Information Technology (IT)

The Department’s Information Technology division provides automation support including programming, help desk functions and critical network support for Department computers while partnering with County Strategic Business Technology (SBT) to ensure safety and security of local information systems. Fixed assets totaling \$310,000 to support local automation and facility projects are requested to support replacement of aging network infrastructure; funding for Consortium-IV infrastructure replacements; and customer self-service kiosks designed to reduce traffic and wait times in the lobbies and outstations.

Consortium IV

Consortium (C-IV) Statewide Automated Welfare Systems (SAWS) is the fully automated system for case management of public assistance and employment services programs. Oversight of multiple State-initiated projects remains integral to Department operations in Budget Year 2016-2017. CSA works in conjunction with the California Department of Social Services (CDSS) and the Office of Systems Integration in support of a variety of statewide automation projects, both new and ongoing.

In 2020, the C-IV system will be merged with an automated case management system which is being built for Los Angeles County {Leader Replacement System (LRS)}. Although implementation of the new system is four years away, preparation is already being made to help facilitate this migration. One important quality control measure in pre-migration activities was a side by side comparison of the current C-IV system and LRS. Stanislaus County staff was involved in the side by side review and tested the usability of the new system to ensure accuracy in its functionality. From October 2015 through January 2016, CSA staff attended week long workshops where they worked with the C-IV technical staff in a hands-on environment. The migration to a new case management system will allow participating Counties to share customer information in a more efficient manner, improve processing times of assistance cases and reduce fraud. The travel costs were fully funded by the LRS migration project and there was no impact to the County General Fund.

Beginning in February 2016, several members of the Department's staff began developing system functionality specific to Medi-Cal eligibility and case management. These staff will be focusing efforts on developing a data sharing relationship between the C-IV platform and the California Healthcare Eligibility, Enrollment, and Retention System (CalHEERS) in an effort to make the Statewide Automated Welfare System (SAWS) the system of record for Medi-Cal pursuant to Senate Bill 1341. Staffing costs are fully funded by the SB 1341 and CalHEERS project and there will be no impact to the County General Fund.

The Joint Powers Authority (JPA) will be amending the JPA agreement to include Los Angeles County no later than July 2017. The Leaders System Go Live phase in migration begins late this fiscal year with the conversion scheduled to be completed by June 30, 2016. The next phase of the project will be the migration of the 39 counties to the new C-IV system in 2020 as well as a technical refresh of the C-IV county infrastructure.

Vehicles

The Department is budgeting to lease six vehicles based on a 60 month term. Four vehicles will replace existing vehicles that County Fleet Services has identified as reaching over 100,000 miles, greater than 10 years old or have become too expensive to maintain and two vehicles to support Welfare to Work (WTW) home visits.

Facility Projects

The Department remains committed to providing access to public assistance and employment services throughout the community. The Department is working with the Chief Executive Office (CEO) Capital Projects on several lease arrangements as follows:

- ◆ The Turlock outstation lease expires December 31, 2016. CSA and Alliance are looking for a new location.
- ◆ Adult Protective Services and the Public Authority are working with the Area Agency on Aging and the Veterans Administration on co-locating in late Fall 2016.
- ◆ The Hughson outstation lease expires October 31, 2016. The CSA Director and Hughson's City Manager are in discussion to renew this lease for up to three years.
- ◆ The Patterson outstation lease expired March 15, 2016; an extension through September 15, 2016 is underway as CSA and Alliance are working on plans for a new location to consolidate services with the Center for Human Services in Patterson, with an expected move in September 2016.

In partnership with the CEO Capital Projects Team:

- ◆ The team is working on a replacement of the Heating, Ventilation and Air Conditioning (HVAC) system. The financing option is being finalized and is targeted to award a design-build contract in Summer 2016.
- ◆ The Community Services Facility (CSF) Service Delivery and Facility Planning Project (Master Plan) and contract award was approved by the Board of Supervisors on August 25, 2015. The Project Team is coordinating with the Consultant Team and the operational Service Delivery and Facility Planning Project is in progress.

The Agency's Information Technology (IT) department and General Services Agency Building Maintenance are researching back-up power analysis/connections for the IT server room and HVAC unit to the generator.

1991 Realignment Revenue

The State sales tax includes a half cent portion that funds local health and welfare programs; these funds represent a key financing source for social service programs local match costs not reimbursed by Federal and State allocations. Sales tax revenue fluctuates greatly from month to month with an upward trend experienced in Fiscal Years 2011-2012 through 2015-2016.

The Realignment revenue projection equals the State Controller Realignment published base for Fiscal Year 2015-2016 plus estimated Growth and a corresponding increase-to-base. The Department receives approximately 89.0% of these funds, or about \$19.6 million, of which \$2.5 million is used to support local match requirements for the Services and Support budget. The Department will continue to closely monitor realignment sales tax revenue since this revenue stream remains highly volatile and provides approximately 11.2% of the base Mandated County Match requirement in Services and Support.

2011 Realignment Revenue

On September 20, 2011, the Board of Supervisors approved the Community Corrections Plan (CCP) required by AB 109 Public Safety Realignment. AB 109 included realigned social services programs: Adult Protective Services (APS) and Child Welfare Services (CWS) which includes case management, Child Abuse Prevention (CAPIT), as well as administration of the Foster Care (FC) and Adoptions (AAP) Assistance Programs. The 2011 Realignment replaced State General Fund allocations and monthly cash advances with monthly sales tax distribution based on statewide formulas established in the AB 118 legislation. Total 2011 Realignment is budgeted in Budget Year 2016-2017 at \$15,745,600, as follows: APS at \$993,104; CWS at \$13,958,677; CAPIT at \$165,980; FC Administration at \$223,692, and Adoptions Administration at \$404,147. The estimated 2011 Realignment revenue supports 70.4% of the total projected base Mandated County Match requirements for these programs.

Federal/State Budget Impacts

StanWORKs Programs – The Governor's 2016-2017 Proposed Budget projects a decline in the overall CalWORKs caseloads and an increased caseload for both Medi-Cal and CalFresh.

- ◆ CalWORKs and Welfare to Work (WTW) are projected to decline \$30.5 million to \$833.5 million due to decline in overall caseloads.
- ◆ CalFresh statewide caseloads continue to steadily increase which will lead to a projected increased administrative funding allocation in Budget Year 2016-2017. The Proposed Budget assumes a 50 percent reduction due to the Match Waiver (year two of four-year phase-out).
- ◆ Medi-Cal caseloads continue to grow significantly post implementation of the Affordable Care Act. Due to the significant administrative workload demands on counties, the Medi-Cal administrative allocation is proposed to increase \$169 million in Budget Year 2016-2017, with a guarantee for this funding to continue for two years into Budget Year 2017-2018. Included is \$182 million to provide full-scope benefits to an estimated 170,000 undocumented children in May 2016, pursuant to Senate Bill 75 (Statutes of 2015).

In-Home Supportive Services – In accordance with Welfare and Institutions Code section 12306.15, subdivision (d), the methodology for the computation of the county-specific adjustments to counties' IHSS MOE levels for locally negotiated wages and Health Benefits (HB) increases was developed in

consultation between the Department of Finance and the California State Association of Counties. Adjustments to a county's IHSS MOE for locally negotiated wage and HB increases are based on the county's actual Fiscal Year 2011-2012 paid hours as recorded in the Case Management Information and Payrolling System II and the county's Fiscal Year 2011-2012 share of cost. County Fiscal Letter 14/15-44 provided notice beginning on July 1, 2014, and annually thereafter, each county's IHSS MOE shall be adjusted by an inflation factor of 3.5 percent.

Child and Family Services Programs – There are several new initiatives in Child Welfare focused on improving the outcomes for children.

- ◆ Adoption Assistance Program (AAP) De-Link Savings – Fostering Connections to Success and Increasing Adoptions Act of 2008 (PL 110-351) shifted otherwise qualified non-federal AAP cases to Title IV-E eligible cases by de-linking the income requirements of the Aid for Dependent Children-Foster Care (AFDC-FC) and Supplemental Security Income/State Supplementary Payment (SSI/SSP) programs. The counties assume a county share fund savings in the following fiscal year due to the number of federal cases increasing and non-federal cases decreasing in the current fiscal year; a savings generated due to the Fostering Connections to Success and Increasing Adoptions Act of 2008 (PL 110-351). Counties are notified annually via the State issued calculation identifying their respective county funds savings. The counties have up to two years to reinvest the savings. The Community Services Agency strategy to reinvest the AAP De-Link Savings is to utilize 20% for post adoption and/or post guardianship services; 10% for services to support and sustain positive permanent outcomes for children who otherwise might enter Foster Care; and the remaining 70% will be reinvested in Foster Care and Adoption services pursuant to Title IV-B and Title IV-E. This is consistent with CFL 14/15-63, which details the House of Representatives (H.R.) 4980 section 206 compliance regulations.
- ◆ Child Welfare Services (CWS)-New System Project – This is being designed to deliver an automated child welfare system with mobile and web based technology and one that will support current and future business practices. The intent of this project is to allow users the ability to do everything needed to assure the safety, permanency, and well-being of at risk children. At this time the project is being sub-divided into smaller modules in order to accelerate delivery of the system, understand and validate that the user needs are being met, and to reduce the risk of large system failure. The State is currently accepting proposals for the first two modules and plans to have a fully functional system by Budget Year 2020-2021.
- ◆ Commercially Sexually Exploited Children (CSEC) – SB 794 became effective January 1, 2016, and contained additional federally mandated activities associated with identifying and protecting children and youth at risk of sex trafficking. The Federal activities are supported with 25% Mandated County General Fund Match.
- ◆ Common Core Curriculum – The State is updating the Common Core Curriculum training components for newly hired child welfare supervisors and child welfare workers, which is mandated by California's Program Improvement Plan (PIP). As a result, some of the training responsibilities are shifting to local child welfare agencies in addition to the training academy approach, including providing on site field advisor. We will be evaluating the new training requirements and developing strategies on how to meet the new training components.
- ◆ Continuum of Care Reform (CCR) – AB 403, also known as Continuum of Care Reform, is a comprehensive effort to make sure that youth in foster care have the greatest chance to grow up in a permanent and supportive home and have the opportunity to grow into self-sufficient, successful adults. AB 403 addresses these issues by giving families who provide foster care with targeted training and support so they are better prepared to care for youth living with them. This reform also advances a legislative mandate to move away from the use of long-term group home care by increasing youth placement in family settings and by transforming existing group home care into places where youth who are not ready to live with families can receive short term, intensive treatment. The Governor's Budget Year 2016-2017 Proposed Budget dated January 7, 2016, includes funding for CCR. The Department will track the progress and impacts of this reform and report to the Board as needed. The measure creates a timeline to implement this shift in placement options and related performance measures.

- ◆ Foster Parent Recruitment, Retention, and Support – This new initiative was made available to counties in October 2015. The purpose is to increase the recruitment and retention of foster parents and relative caregivers, and provide them the support they need to prevent children from needing a higher level of out of home care. Child Welfare Services received an allocation of \$209,089 in Fiscal Year 2015-2016, and funding is expected to continue in Budget Year 2016-2017 as part of the Continuum of Care package proposed by the Governor.

Program strategy includes a partnership with Love Modesto to recruit and provide support to foster parents and relative caretakers, services to remove barriers to placements with relatives, providing foster parent liaisons to assist resource families, and providing Cardiopulmonary Resuscitation (CPR), Automated External Defibrillators (AED), and First Aid training to prospective resource parents.

- ◆ Psychotropic Medication – Children who reside in foster care are more likely to receive psychotropic medications than the general child population. Federal law requires states to develop protocols for the use and monitoring of psychotropic medications of children in the foster care system. Child welfare is now in the process of developing additional steps in the monitoring of psychotropic medication, including secondary reviews by public health nurses and monitoring of psychotropic medical billing when there is documentation of a court order approval.
- ◆ Resource Family Approval (RFA) - The RFA Program aims to provide a streamlined, family-friendly, and child-centered process for approving relative, non-relative extended family members, foster parents, and adoptive parent to care for foster children. The RFA Program creates a single approval standard, which integrates elements from licensing, relative, and adoption approval activities to replace existing separate and duplicative processes. Resource Family Approval will mean that all caretakers are trained, evaluated, and supported with the current highest standards, i.e. the adoption approval process. Mandated activities are required to begin statewide in January 2017.

The Department began implementation of the RFA Program, as a Cohort II county, in April 2016. The preliminary projection for Budget Year 2016-2017 reflects the budget has sufficient estimated revenues and appropriations to support administrative and assistance costs. Projected costs are based on the average caseload of 76, a mid-range grant amount of \$891 for twelve months estimated costs total \$812,592 with a projected 30% county share of \$243,778. County share impacts to Budget Year 2016-2017 Proposed Budget fall within the 2016-2017 county share contribution level. Foster Care Program caseloads are volatile and the Department will continue to monitor the caseload level. Statewide implementation will begin in January 2017 and any additional instruction from the state will be provided at that time. The Department anticipates additional staff resources will be required to fully implement the RFA Program, and will return to the Board of Supervisors in the near future for consideration of new positions. Additionally, as further program implementation unfolds Community Services Agency will report through the Budget Year 2016-2017 budget process.

STAFFING IMPACTS

Total current authorized positions— 1076

The Department is requesting to add three new block-budgeted Social Worker II positions to support In Home Supportive Services (IHSS) initial and on-going eligibility requirements. These positions are necessary to ensure compliance with State specified application and recertification timelines. These positions will be funded by the California Department of Social Services (CDSS).

The Department is also requesting to add one new block-budgeted Social Worker V position to support the Resource Family Approval Program pursuant to Welfare and Institutions Code section 16519.5 that provides a single approval standard and training for licensing Foster Family Homes. This is part of a comprehensive reform effort to ensure youth in foster care have their day-to-day physical, mental and emotional needs met, they have the greatest chance of permanent and supportive home placement, and they have the opportunity to develop into self-sufficient, successful adults. This position will be funded by CDSS.

Additionally, the Department is requesting to add one new Account Clerk III position to support the increased workload due to the steady increase in cost reimbursement contracts and to ensure accurate and timely issuance of vendor payments. Cost-reimbursement invoices must be audited to ensure that only allowable expenses are being billed and costs incurred are in accordance with the terms of the contract. This position will be funded with Federal, State and County revenues.

Further, the Department is requesting to add two new Staff Services Analyst positions to support the Federal Office of Management and Budget (OMB) Super Circular sub-recipient monitoring mandates.

As part of the 2015-2016 Midyear Financial Report, the Department requested a classification study of two Accountant II positions and one Administrative Clerk II position in the Contracts Unit of the Finance and Operations Division. A study of these positions has been completed and the typical tasks performed in the Contracts Unit are more aligned with the Staff Services classification series.

RECOMMENDED PROPOSED BUDGET

It is recommended that a budget of \$154,388,556 be approved for Community Services Agency – Services and Support. This budget is funded from \$150,532,939 in estimated departmental revenue and a \$3,855,617 Mandated County Match contribution from the General Fund.

It is also recommended to add three new block-budgeted Social Worker II positions, one Social Worker V position, and one new Account Clerk III position. In addition, it is recommended to reclassify downward two Accountant II positions to Staff Services Analyst and reclassify upward one Administrative Clerk II to Staff Services Technician. Further, it is recommended to study the request for two new Staff Services Analyst positions.

Total recommended authorized positions— 1081

STANISLAUS COUNTY, CALIFORNIA

Budget Year 2016-2017

HUMAN SERVICES

Administration



COMMUNITY SERVICES AGENCY—COUNTY CHILDREN’S FUND

Budget Unit 1637 0045961

Special Revenue Fund

SERVICES PROVIDED

The County Children’s Fund provides for education and support services for the prevention, intervention, and treatment of child abuse and neglect as recommended by the Child Abuse Prevention Council. Current services include emergency shelter services for runaway youth as well as resources in support of the Strengthening Families Initiative.

The Child Abuse Prevention Council was formed in 2002 and restructured in 2005 pursuant to Welfare and Institutions Code 12.5 section 18982.2. Council membership includes representatives from a broad array of community-based organizations, public agencies, and parent partners. The primary focus of the Council is to coordinate the community efforts to prevent and respond to child abuse. The purpose of the Council includes, but is not limited to, the following goals:

- ◆ To increase public awareness of child abuse, coordinate action and procure resources for child abuse prevention in Stanislaus County.
- ◆ To coordinate the community’s efforts to prevent and respond to child abuse.
- ◆ To provide a forum for interagency cooperation and coordination in the prevention, detection, treatment, and legal processing of child abuse cases.
- ◆ To recommend improvements in services to families and victims.
- ◆ To encourage and facilitate community support for child abuse and neglect programs.

FUND/CASH BALANCE

As of July 1, 2016, the Community Services Agency – County Children’s Fund projects the cash and fund balance to be \$62,057, as compared to the July 1, 2015 cash and fund balance of \$79,440. The decrease is attributable to the use of fund balance reserves to support program services operations during Fiscal Year 2015-2016.

| CSA - County Children's Fund | | | | | |
|-------------------------------------|-----------------------------|--|--|--|--|
| Classification | 2014-2015 Actual | 2015-2016 Adopted Final Budget* | 2016-2017 Requested Proposed Budget | 2016-2017 Recommended Adjustments | 2016-2017 Recommended Proposed Budget |
| Taxes | \$0 | \$0 | \$0 | \$0 | \$0 |
| Licenses, Permits, Franchises | \$0 | \$0 | \$0 | \$0 | \$0 |
| Fines, Forfeitures, Penalties | \$0 | \$0 | \$0 | \$0 | \$0 |
| Revenue from use of Assets | \$0 | \$0 | \$0 | \$0 | \$0 |
| Intergovernmental Revenue | \$14,538 | \$15,212 | \$14,640 | \$0 | \$14,640 |
| Charges for Service | \$136,895 | \$123,886 | \$115,410 | \$0 | \$115,410 |
| Miscellaneous Revenue | \$0 | \$0 | \$0 | \$0 | \$0 |
| Other Financing Sources | \$0 | \$0 | \$0 | \$0 | \$0 |
| Total Revenue | \$151,433 | \$139,098 | \$130,050 | \$0 | \$130,050 |
| Salaries and Benefits | \$0 | \$0 | \$0 | \$0 | \$0 |
| Services and Supplies | \$93,628 | \$110,050 | \$130,050 | \$0 | \$130,050 |
| Other Charges | \$0 | \$0 | \$0 | \$0 | \$0 |
| Fixed Assets | \$0 | \$0 | \$0 | \$0 | \$0 |
| Other Financing Uses | \$150,000 | \$0 | \$0 | \$0 | \$0 |
| Equity | \$0 | \$0 | \$0 | \$0 | \$0 |
| Intrafund | \$0 | \$0 | \$0 | \$0 | \$0 |
| Contingencies | \$0 | \$0 | \$0 | \$0 | \$0 |
| Gross Costs | \$243,628 | \$110,050 | \$130,050 | \$0 | \$130,050 |
| Fund Balance | \$92,195 | (\$29,048) | \$0 | \$0 | \$0 |
| Net County Cost | \$0 | \$0 | \$0 | \$0 | \$0 |

*Net county cost carryover savings included in the 2015-2016 Adopted Final Budget is \$0.

PROGRAM DISCUSSION

At the proposed level of funding, the Department can maintain core County Children's Fund services which benefit children and families in the community. The County Children's Fund budget is supported entirely by a combination of revenues from birth certificate sales and Department of Motor Vehicle children's license plate fees.

The current Child Abuse Prevention Council (CAPC) recommendation for Budget Year 2016-2017 spending plan is \$130,050 to fund the Center for Human Services Hutton House in the amount of \$110,000 that will provide temporary shelter care, differential response case management, crisis intervention, support group services, and individual, family and group counseling to youths and families, \$50 for annual regional CAPC membership benefitting CAPC operations; and \$20,000 towards resources for Strengthening Families including media and training materials.

STAFFING IMPACTS

Total current authorized positions— 0

RECOMMENDED PROPOSED BUDGET

It is recommended that a budget of \$130,050 be approved for Community Services Agency – County Children's Fund. This budget is funded from \$130,050 in estimated departmental revenue.

Total recommended authorized positions— 0

STANISLAUS COUNTY, CALIFORNIA
Budget Year 2016-2017



HUMAN SERVICES
Aid Programs

COMMUNITY SERVICES AGENCY—GENERAL ASSISTANCE

Budget Unit 1633 0045901
 Special Revenue Fund

SERVICES PROVIDED

The General Assistance (GA) Program is mandated by Welfare and Institutions Code 17000 and provides cash aid payments to the indigent. In addition, this budget also includes funding for GA Foster Care. The General Assistance Program serves individuals not eligible for other aid programs.

FUND/CASH BALANCE

As of July 1, 2016 this fund is projected to have a zero fund and cash balance consistent with the zero fund and cash balance on July 1, 2015.

| CSA - General Assistance | | | | | |
|---------------------------------|-----------------------------|--|--|--|--|
| Classification | 2014-2015 Actual | 2015-2016 Adopted Final Budget* | 2016-2017 Requested Proposed Budget | 2016-2017 Recommended Adjustments | 2016-2017 Recommended Proposed Budget |
| Taxes | \$0 | \$0 | \$0 | \$0 | \$0 |
| Licenses, Permits, Franchises | \$0 | \$0 | \$0 | \$0 | \$0 |
| Fines, Forfeitures, Penalties | \$0 | \$0 | \$0 | \$0 | \$0 |
| Revenue from use of Assets | \$0 | \$0 | \$0 | \$0 | \$0 |
| Intergovernmental Revenue | \$0 | \$0 | \$0 | \$0 | \$0 |
| Charges for Service | \$99,072 | \$127,720 | \$127,720 | \$0 | \$127,720 |
| Miscellaneous Revenue | \$6,718 | \$1,705 | \$1,705 | \$0 | \$1,705 |
| Other Financing Sources | \$0 | \$0 | \$0 | \$0 | \$0 |
| Total Revenue | \$105,790 | \$129,425 | \$129,425 | \$0 | \$129,425 |
| Salaries and Benefits | \$0 | \$0 | \$0 | \$0 | \$0 |
| Services and Supplies | \$0 | \$0 | \$0 | \$0 | \$0 |
| Other Charges | \$572,783 | \$670,128 | \$670,128 | \$0 | \$670,128 |
| Fixed Assets | \$0 | \$0 | \$0 | \$0 | \$0 |
| Other Financing Uses | \$0 | \$0 | \$0 | \$0 | \$0 |
| Equity | \$0 | \$0 | \$0 | \$0 | \$0 |
| Intrafund | \$0 | \$0 | \$0 | \$0 | \$0 |
| Contingencies | \$0 | \$0 | \$0 | \$0 | \$0 |
| Gross Costs | \$572,783 | \$670,128 | \$670,128 | \$0 | \$670,128 |
| Fund Balance | \$0 | \$0 | \$0 | \$0 | \$0 |
| Net County Cost | \$466,993 | \$540,703 | \$540,703 | \$0 | \$540,703 |

*Net county cost carryover savings included in the 2015-2016 Adopted Final Budget is \$0.

PROGRAM DISCUSSION

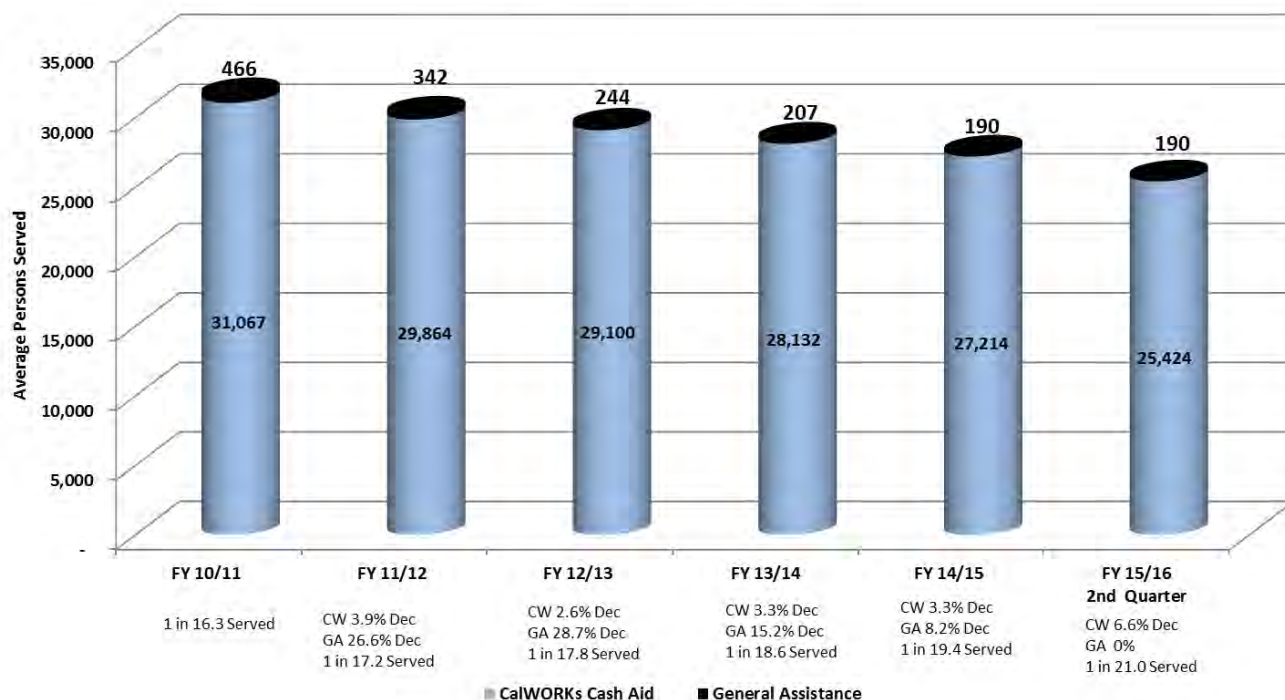
At the proposed level of funding, the Department can maintain the mandated General Assistance (GA) programs throughout Budget Year 2016-2017. Estimated revenue of \$129,425 and the County General Fund Support of \$540,703 will fully fund the mandated programs of \$670,128 through June 30, 2017.

Over the past five years, the Department has experienced a decrease in GA caseloads. The decrease in GA is attributed to the enhanced County Work Program and the Board of Supervisors' approved

Interim Assistance eligibility timeframes. These enhancements provide temporary needed support to customers as well as the framework to ensure consistent application of program requirements.

The decline in caseloads signals an overall increase in the self-sufficiency of families and individuals served. General Assistance has declined by 8.2% over the past three years. The total number of CalWORKs and GA clients served has declined from a high of 1 in 16.3 served in Fiscal Year 2010-2011 to the *current rate of 1 in 21* served through December 2015.

IMPROVED SELF SUFFICIENCY FOR FAMILIES AND ADULTS AS OF 2nd QTR FY 15/16



Federal/State Budget Impacts

- ◆ GA regulations, governed by Welfare and Institutions code 17000.5, require grant adjustments in recognition of changes in cost of living indices. The Board of Supervisors has traditionally followed the Temporary Assistance for Needy Families (TANF) program Cost of Living Adjustment (COLA) one year in arrears. Other options exist in calculating grant adjustments besides the TANF model, such as using an annual survey of what it costs to live in Stanislaus County. During the Fiscal Year 2014-2015 Third Quarter budgeting process, the Board of Supervisors approved a 5% GA COLA effective July 1, 2015 and also authorized the Department's Director to establish and implement future COLAs. The Governor's 2016-2017 Proposed Budget issued January 7, 2016 did not recommend any further TANF grant increases. The Department will continue to track the progress of any subsequent TANF COLAs and report to the Board as needed.
- ◆ The Approved Relative Caregiver (ARC) program was implemented in Stanislaus County on April 1, 2015. The ARC program provides non-federally eligible Approved Relative Caregivers a monthly grant equal to the basic Foster Family Home (FFH) rate. GA Foster Care youth are currently paid the entire FFH basic rate, but may be eligible for ARC funding. Pending State final instructions and eligibility guidelines, the impacts of ARC on GA Foster Care caseloads were not factored into the Budget Year 2016-2017 Proposed Budget. The Department will monitor ARC placements, evaluate the program for necessary budget adjustments and report to the Board as needed.

STAFFING IMPACTS

Total current authorized positions— 0

RECOMMENDED PROPOSED BUDGET

It is recommended that a budget of \$670,128 be approved for Community Services Agency – General Assistance. This budget is funded from \$129,425 in estimated departmental revenue and a \$540,703 Mandated County Match contribution from the General Fund.

Total recommended authorized positions— 0

STANISLAUS COUNTY, CALIFORNIA
Budget Year 2016-2017



HUMAN SERVICES
Administration

**COMMUNITY SERVICES AGENCY—IHSS PUBLIC AUTHORITY-
ADMINISTRATION**

Budget Unit 1640 0045980
Special Revenue Fund

SERVICES PROVIDED

This budget was established by the Board of Supervisors on December 7, 2004, in order to support the creation of an In-Home Supportive Services (IHSS) Public Authority (PA) in Stanislaus County. The PA is a public entity separate from the County, pursuant to Welfare and Institutions Code (WIC) Section 12301.6 and Stanislaus County Ordinance Number (C.S. 905). The PA is a corporate public body exercising public and essential governmental functions and has all powers necessary and convenient to carry out the provider components of IHSS.

FUND/CASH BALANCE

As of July 1, 2016, the Community Services Agency – IHSS Public Authority-Administration projects the fund balance to be zero, as compared to the July 1, 2015 fund balance of \$1.

As of July 1, 2016, the fund is projected to have a negative cash balance of \$132,932, as compared to the July 1, 2015 negative cash balance of \$108,193. There is a lag time associated with the State's reimbursement of claims filed for actual expenditures. Reimbursement is typically received from the State within three to five months. Agency pooled cash is expected to cover this budget unit's anticipated negative cash balance.

| CSA - IHSS Public Authority - Administration | | | | | |
|---|-----------------------------|--|--|--|--|
| Classification | 2014-2015 Actual | 2015-2016 Adopted Final Budget* | 2016-2017 Requested Proposed Budget | 2016-2017 Recommended Adjustments | 2016-2017 Recommended Proposed Budget |
| Taxes | \$0 | \$0 | \$0 | \$0 | \$0 |
| Licenses, Permits, Franchises | \$0 | \$0 | \$0 | \$0 | \$0 |
| Fines, Forfeitures, Penalties | \$0 | \$0 | \$0 | \$0 | \$0 |
| Revenue from use of Assets | \$27 | \$0 | \$0 | \$0 | \$0 |
| Intergovernmental Revenue | \$383,030 | \$643,050 | \$839,910 | \$0 | \$839,910 |
| Charges for Service | \$0 | \$0 | \$0 | \$0 | \$0 |
| Miscellaneous Revenue | \$0 | \$0 | \$0 | \$0 | \$0 |
| Other Financing Sources | \$65,725 | \$10,492 | \$10,492 | \$0 | \$10,492 |
| Total Revenue | \$448,782 | \$653,542 | \$850,402 | \$0 | \$850,402 |
| Salaries and Benefits | \$0 | \$0 | \$0 | \$0 | \$0 |
| Services and Supplies | \$14,848 | \$55,676 | \$55,676 | \$0 | \$55,676 |
| Other Charges | \$433,934 | \$618,994 | \$819,007 | \$0 | \$819,007 |
| Fixed Assets | \$0 | \$0 | \$0 | \$0 | \$0 |
| Other Financing Uses | \$1 | \$0 | \$0 | \$0 | \$0 |
| Equity | \$0 | \$0 | \$0 | \$0 | \$0 |
| Intrafund | \$0 | \$0 | \$0 | \$0 | \$0 |
| Contingencies | \$0 | \$0 | \$0 | \$0 | \$0 |
| Gross Costs | \$448,783 | \$674,670 | \$874,683 | \$0 | \$874,683 |
| Fund Balance | \$1 | \$0 | \$0 | \$0 | \$0 |
| Net County Cost | \$0 | \$21,128 | \$24,281 | \$0 | \$24,281 |

*Net county cost carryover savings included in the 2015-2016 Adopted Final Budget is \$0.

PROGRAM DISCUSSION

At the proposed level of funding, the Department can maintain service levels for Public Authority (PA) Administration that meet the minimum mandates for Budget Year 2016-2017. The PA Administration Recommended Proposed Budget is projected at \$874,683, an increase of approximately 29.7% or \$200,013 over the 2015-2016 Final Budget level of \$674,670. The request is primarily attributed to a \$195,255 increase in contracted staffing costs. There is also an increase of \$4,758 to the IHSS Maintenance of Effort (MOE) due to an annual 3.5% inflation rate attributed to this budget. County Fiscal Letter (CFL) 14/15-44 provided notice beginning on July 1, 2014, and annually thereafter, each county's IHSS MOE shall be adjusted by an inflation factor of 3.5%.

The IHSS MOE requirement of \$140,702 is funded from \$10,492 in Vehicle License Fee (VLF) revenue received through 1990-1991 Realignment, \$103,406 from 1990-1991 Sales Tax Realignment, \$2,523 1990-1991 Sales Tax Realignment Growth, and County Match of \$24,281, as adjusted for the 3.5% inflation factor to the IHSS MOE.

STATE BUDGET IMPACTS

During the period of November 12, 2015 through December 31, 2015, the United States Department of Labor (DOL) began enforcement of the Final Rule which revised the longstanding Federal regulations and excluded third-party employers of workers engaged in "companionship services" and "live-in domestic services" from "availing themselves" of the minimum wage and overtime exemptions under the Federal Fair Labor Standards Act (FLSA). The Department is in the second phase of its previously announced time-limited non-enforcement policy, during which it will exercise prosecutorial discretion in determining whether to bring enforcement actions, with particular consideration given to the extent to which states and other entities have made good faith efforts to bring their home care programs into compliance with the FLSA since the promulgation of the Final Rule.

California Department of Social Services (CDSS) All County Letter (ACL) 15-97 dated December 1, 2015, announced that payment of overtime and travel time would begin on February 1, 2016. IHSS Providers who work more than 40 hours per week will be paid for overtime up to 66 hours per week when working for multiple IHSS Recipients or 70 hours per week when working for one IHSS Recipient. Up to seven hours per week of travel time will be paid to IHSS Providers who work for multiple IHSS Recipients and travel to the IHSS Recipient on the same day.

At this time, the Department will continue to monitor Federal and State Budget proposals and report back to the Board if there are any specific changes to program services and/or funding.

STAFFING IMPACTS

Total current authorized positions— 0

RECOMMENDED PROPOSED BUDGET

It is recommended that a budget of \$874,683 be approved for the Community Services Agency – IHSS Public Authority Administration. This budget is funded from \$850,402 in estimated departmental revenue and a \$24,281 Mandated County Match contribution from the General Fund.

Total recommended authorized positions— 0

STANISLAUS COUNTY, CALIFORNIA
Budget Year 2016-2017
HUMAN SERVICES
Administration



COMMUNITY SERVICES AGENCY—IHSS PUBLIC AUTHORITY-BENEFITS

Budget Unit 1641 0045990
Special Revenue Fund

SERVICES PROVIDED

The Community Services Agency – IHSS Public Authority-Benefits includes the direct costs of the Individual Provider (IP) Medical Benefits Plan. On February 9, 2016, the Board of Supervisors approved the Memorandum of Understanding (MOU) between the In-Home Supportive Services (IHSS) Public Authority (PA) of Stanislaus County and the In-Home Supportive Services (IHSS) Providers through the United Domestic Workers of America (UDWA), for the period of February 9, 2016 through June 30, 2019 (Board Item No. 2016-86). The PA and UDWA acknowledge their mutual interest in offering quality, affordable dental and vision coverage for Providers. A Union Dental and Vision Trust Fund has been established for the sole purpose of providing dental and vision benefits to eligible Providers covered under the MOU. The Union shall operate the trust in accordance with Federal and/or State laws.

Under the approved labor agreement with the UDWA, the PA will reimburse the Trust for the actual cost of the dental and vision benefits paid for the effective period up to a maximum of \$.10 per paid provider hour, one month in arrears (pending approval by the State). In order to be eligible for dental and vision benefits the providers must work the Required Minimum Hours (RMH). The RMH is 60 hours or more per month. The initial eligibility requirement is that the Provider must work 60 hours or more for two consecutive months. To maintain eligibility for dental and vision benefits the Provider must continue to work sixty hours or more per month, defined as a calendar month.

Provider Premiums serve as the source of Miscellaneous Revenue in this budget. Board Item No. 2016-86 has outlined a spending plan for the Provider Premiums. In Budget Year 2016-2017, these items include supplies for the IHSS Providers, start-up costs for the administration of the Trust, and training for the IHSS Providers.

FUND/CASH BALANCE

As of July 1, 2016, the Community Services Agency – IHSS Public Authority-Benefits projects the fund balance to be zero, as compared to the July 1, 2015 fund balance of \$0.

As of July 1, 2016, the fund is projected to have a positive cash balance of \$470,729, as compared to the July 1, 2015 positive cash balance of \$565,664.

The difference between fund balance and cash balance is due to deferred revenue which will be used to pay for various IHSS Provider related expenses over the next three years.

| CSA - IHSS Public Authority - Benefits | | | | | |
|---|-----------------------------|--|--|--|--|
| Classification | 2014-2015 Actual | 2015-2016 Adopted Final Budget* | 2016-2017 Requested Proposed Budget | 2016-2017 Recommended Adjustments | 2016-2017 Recommended Proposed Budget |
| Taxes | \$0 | \$0 | \$0 | \$0 | \$0 |
| Licenses, Permits, Franchises | \$0 | \$0 | \$0 | \$0 | \$0 |
| Fines, Forfeitures, Penalties | \$0 | \$0 | \$0 | \$0 | \$0 |
| Revenue from use of Assets | \$0 | \$0 | \$0 | \$0 | \$0 |
| Intergovernmental Revenue | \$0 | \$0 | \$594,421 | \$0 | \$594,421 |
| Charges for Service | \$0 | \$0 | \$0 | \$0 | \$0 |
| Miscellaneous Revenue | \$216,226 | \$749,460 | \$381,725 | \$0 | \$381,725 |
| Other Financing Sources | \$0 | \$0 | \$0 | \$0 | \$0 |
| Total Revenue | \$216,226 | \$749,460 | \$976,146 | \$0 | \$976,146 |
| Salaries and Benefits | \$0 | \$0 | \$0 | \$0 | \$0 |
| Services and Supplies | \$37,972 | \$749,460 | \$976,146 | \$0 | \$976,146 |
| Other Charges | \$0 | \$0 | \$81,000 | \$0 | \$81,000 |
| Fixed Assets | \$0 | \$0 | \$0 | \$0 | \$0 |
| Other Financing Uses | \$268,497 | \$0 | \$0 | \$0 | \$0 |
| Equity | \$0 | \$0 | \$0 | \$0 | \$0 |
| Intrafund | \$0 | \$0 | \$0 | \$0 | \$0 |
| Contingencies | \$0 | \$0 | \$0 | \$0 | \$0 |
| Gross Costs | \$306,469 | \$749,460 | \$1,057,146 | \$0 | \$1,057,146 |
| Fund Balance | \$6 | \$0 | \$0 | \$0 | \$0 |
| Net County Cost | \$90,237 | \$0 | \$81,000 | \$0 | \$81,000 |

*Net county cost carryover savings included in the 2015-2016 Adopted Final Budget is \$0.

PROGRAM DISCUSSION

At the proposed level of funding, the Department projects that it can provide services for In-Home Supportive Services (IHSS) Public Authority (PA) Provider Benefits that meet the minimum mandates for Budget Year 2016-2017.

The IHSS PA Provider Benefits Budget Year 2016-2017 budget is recommended at \$1,057,146, an increase of approximately 41.1%, or \$307,686, over the Fiscal Year 2015-2016 Final Budget level of \$749,460. The request is attributed to a \$594,421 increase for IHSS PA Provider Benefits, an increase of \$81,000 due to the In-Home Supportive Services Maintenance Of Effort (IHSS MOE) related to the locally negotiated addition of Benefits, and a reduction of \$367,735 in expenses related to the use of Provider Premiums.

The IHSS MOE requirement of \$81,000 is covered with County Match (General Fund).

STATE BUDGET IMPACTS

In accordance with Welfare and Institutions Code section 12306.15, subdivision (d), the methodology for the computation of the county-specific adjustments to counties' IHSS MOE levels for locally negotiated wages and Health Benefit increases was developed in consultation between the Department of Finance and the California State Association of Counties. Adjustments to a county's IHSS MOE for locally negotiated wage and health benefit increases are based on the county's actual Fiscal Year 2011-2012 paid hours as recorded in the Case Management Information and Payrolling System II and the county's Fiscal Year 2011-2012 share of cost. County Fiscal Letter (CFL) 14/15-44 provided notice beginning on July 1, 2014, and annually thereafter, each county's IHSS MOE shall be adjusted by an inflation factor of 3.5%. CFL 15/16-38 provided additional clarification that the 3.5% inflation factor will be applied to the county's total IHSS MOE (this includes being applied to any locally negotiated wage and health benefit increases in the fiscal year that it occurs).

During the period of November 12, 2015 through December 31, 2015, the United States Department of Labor (DOL) began enforcement of the Final Rule which revised the longstanding federal regulations and excluded third-party employers of workers engaged in "companionship services" and "live-in domestic services" from "availing themselves" of the minimum wage and overtime exemptions under

the federal Fair Labor Standards Act (FLSA). The Department is in the second phase of its previously announced time-limited non-enforcement policy, during which it will exercise prosecutorial discretion in determining whether to bring enforcement actions, with particular consideration given to the extent to which states and other entities have made good faith efforts to bring their home care programs into compliance with the FLSA since the promulgation of the Final Rule.

California Department of Social Services (CDSS), All County Letter (ACL) 15-97 dated December 1, 2015, announced that payment of overtime and travel time would begin on February 1, 2016. IHSS Providers who work more than 40 hours per week will be paid for overtime up to 66 hours per week when working for multiple IHSS Recipients or 70 hours per week when working for one IHSS Recipient. Up to seven hours per week of travel time will be paid to IHSS Providers who work for multiple IHSS Recipients and travel to the IHSS Recipient on the same day.

The Budget Year 2016-2017 State Budget has proposed a re-structured approach of the Managed Care Organization (MCO) tax in a federally eligible way for three years beginning Budget Year 2016-2017 and assumes that revenues will be placed in a special fund to restore the seven percent across the board cuts that were restored in 2015 using State General Fund dollars. If the MCO tax is not extended, and participation in the Coordinated Care Initiative (CCI) does not improve by January 2017, the CCI trigger would be pulled and the program would cease operating effective January 2018. Because the County IHSS MOE and collective bargaining are tied to the continuation of CCI, collective bargaining and the county share-of-cost in the IHSS program could also revert in 2018. The State budget also assumes increasing costs as a result of newly eligible adults between the ages of 19 and 65 entering the IHSS program as a result of the Affordable Care Act (ACA).

At this time, the Department will continue to monitor Federal and State Budget proposals and report back to the Board if there are any specific changes to program services and/or funding.

STAFFING IMPACTS

Total current authorized positions— 0

RECOMMENDED PROPOSED BUDGET

It is recommended that a budget of \$1,057,146 be approved for Community Services Agency – IHSS Public Authority Benefits, funded from \$976,146 in estimated departmental revenue and \$81,000 Mandated County Match contribution from General Fund.

Total recommended authorized positions— 0

STANISLAUS COUNTY, CALIFORNIA
Budget Year 2016-2017

HUMAN SERVICES
Administration



COMMUNITY SERVICES AGENCY—IHSS PROVIDER WAGES

Budget Unit 1642 0045992
Special Revenue Fund

SERVICES PROVIDED

The In-Home Supportive Services (IHSS) Provider Wages budget was established in the Fiscal Year 2009-2010 Mid-Year Financial Report in order to provide transparency in the budgeting and accounting for the IHSS Program. IHSS provider wages were formerly budgeted in Community Services Agency (CSA) Program Services and Support, as reflected in the Adopted 2009-2010 Final Budget.

The IHSS Program is a mandated entitlement program that provides services to approximately 6,100 frail and/or elderly individuals per month, allowing these individuals to remain safely in their homes rather than alternative and costly long-term care facilities.

Under the current labor agreement with United Domestic Workers of America (UDWA), approved by the Board of Supervisors on February 9, 2016 (Board Item No. 2016-86), IHSS provider wages are budgeted at \$10.45 per hour through December 31, 2016 and at \$10.65 per hour beginning January 1, 2017 (pending approval by the State). The current agreement with UDWA is set to expire on June 30, 2019.

FUND/CASH BALANCE

As of July 1, 2016, the Community Services Agency – IHSS Provider Wages projects the fund balance to be zero, as compared to the July 1, 2015 fund balance of \$49.

As of July 1, 2016, the fund is projected to have a negative cash balance of \$731,961, as compared to the July 1, 2015 negative cash balance of \$986,078. The negative cash balance represents a perpetual timing difference in receiving State Realignment revenues earned, which are typically received two months in arrears.

The difference between fund balance and cash balance is due to a timing difference. Accounts receivable will be set up for outstanding revenues which will allow this fund to end the year with a zero fund balance but will create a negative balance for cash.

| CSA - IHSS Provider Wages | | | | | |
|----------------------------------|-----------------------------|--|--|--|--|
| Classification | 2014-2015 Actual | 2015-2016 Adopted Final Budget* | 2016-2017 Requested Proposed Budget | 2016-2017 Recommended Adjustments | 2016-2017 Recommended Proposed Budget |
| Taxes | \$0 | \$0 | \$0 | \$0 | \$0 |
| Licenses, Permits, Franchises | \$0 | \$0 | \$0 | \$0 | \$0 |
| Fines, Forfeitures, Penalties | \$0 | \$0 | \$0 | \$0 | \$0 |
| Revenue from use of Assets | \$1,792 | \$0 | \$0 | \$0 | \$0 |
| Intergovernmental Revenue | \$61,770,228 | \$67,986,977 | \$79,355,206 | \$0 | \$79,355,206 |
| Charges for Service | \$0 | \$0 | \$0 | \$0 | \$0 |
| Miscellaneous Revenue | \$0 | \$0 | \$0 | \$0 | \$0 |
| Other Financing Sources | \$3,102,521 | \$426,997 | \$426,997 | \$0 | \$426,997 |
| Total Revenue | \$64,874,541 | \$68,413,974 | \$79,782,203 | \$0 | \$79,782,203 |
| Salaries and Benefits | \$0 | \$0 | \$0 | \$0 | \$0 |
| Services and Supplies | \$0 | \$0 | \$0 | \$0 | \$0 |
| Other Charges | \$66,206,822 | \$70,371,716 | \$82,161,445 | \$0 | \$82,161,445 |
| Fixed Assets | \$0 | \$0 | \$0 | \$0 | \$0 |
| Other Financing Uses | \$622,082 | \$0 | \$0 | \$0 | \$0 |
| Equity | \$0 | \$0 | \$0 | \$0 | \$0 |
| Intrafund | \$0 | \$0 | \$0 | \$0 | \$0 |
| Contingencies | \$0 | \$0 | \$0 | \$0 | \$0 |
| Gross Costs | \$66,828,904 | \$70,371,716 | \$82,161,445 | \$0 | \$82,161,445 |
| Fund Balance | \$101 | \$0 | \$0 | \$0 | \$0 |
| Net County Cost | \$1,954,262 | \$1,957,742 | \$2,379,242 | \$0 | \$2,379,242 |

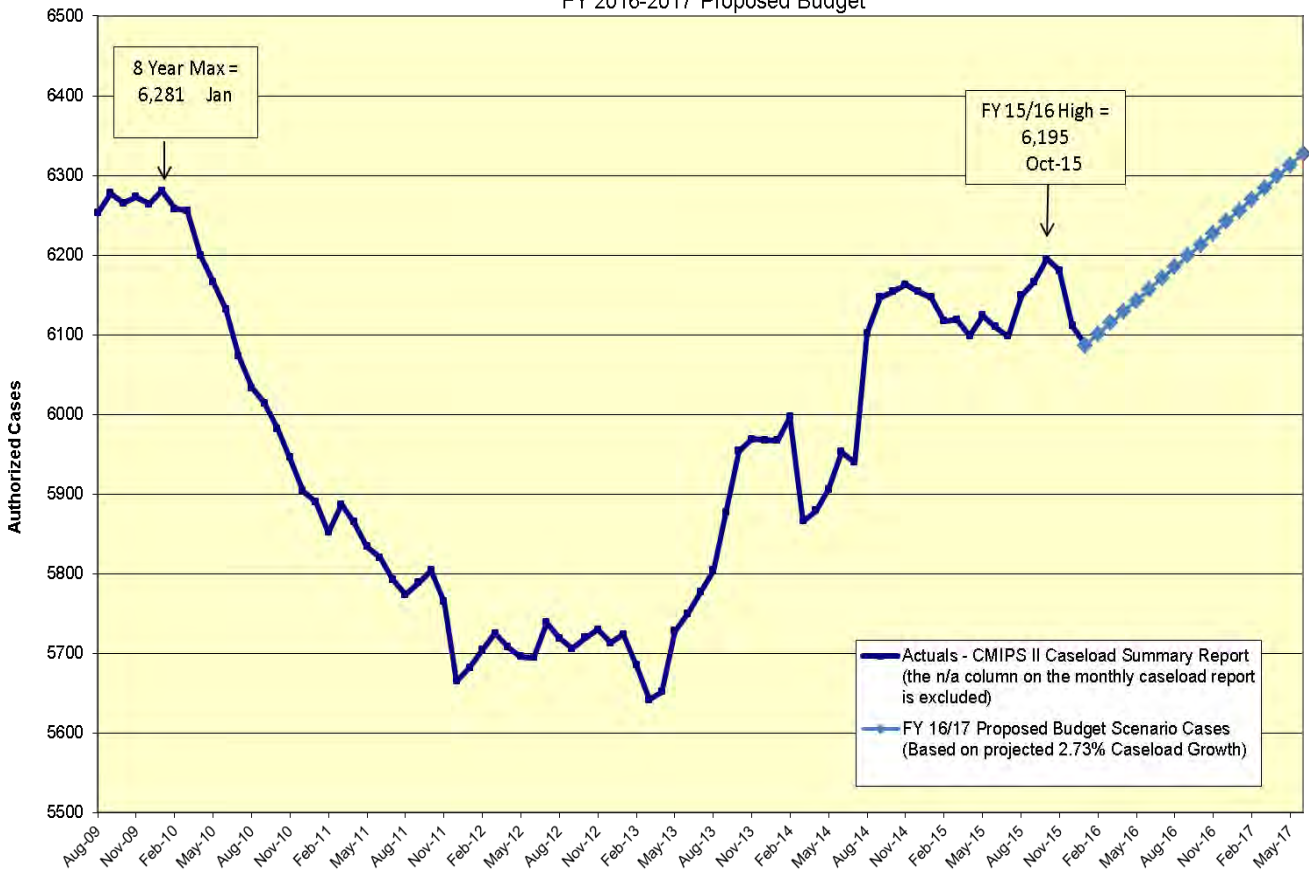
*Net county cost carryover savings included in the 2015-2016 Adopted Final Budget is \$0.

PROGRAM DISCUSSION

At the proposed level of funding, the Department projects maintaining service levels for IHSS Provider Wages that meet the minimum mandates for Budget Year 2016-2017. The IHSS Provider Wages Budget Year 2016-2017 budget is recommended at \$82,161,445, an increase of approximately 16.8%, or \$11,789,729, over the Fiscal Year 2015-2016 Final Budget level of \$70,371,716. The request is attributed to an \$8,062,698 increase in Provider wages due to the seven percent restoration of authorized hours, increase in provider hourly wage, 2.73% projected caseload growth, \$2,129,311 related to the projected impacts of overtime, \$983,682 related to the projected impacts of travel time, and an increase of \$614,038 to the In-Home Supportive Services Maintenance Of Effort (IHSS MOE) due to the State-mandated 3.5% inflation factor and the impacts related to the locally negotiated wage increase.

The IHSS MOE requirement of \$10,049,356 is covered with \$426,997 in Vehicle License Fee (VLF) revenue received through 1990-1991 Realignment, \$7,030,585 from 1990-1991 Sales Tax Realignment, \$212,532 1990-1991 Sales Tax Realignment Growth, and County Match of \$2,379,242 that includes the 3.5% inflation factor to the IHSS MOE.

Stanislaus County IHSS Program Authorized Cases
 Actuals July 2009 to January 2016, Projections through June 2017
 FY 2016-2017 Proposed Budget



STATE BUDGET IMPACTS

In accordance with Welfare and Institutions Code section 12306.15, subdivision (d), the methodology for the computation of the county-specific adjustments to counties' IHSS MOE levels for locally negotiated wages and Health Benefit increases was developed in consultation between the Department of Finance and the California State Association of Counties. Adjustments to a county's IHSS MOE for locally negotiated wage and health benefit increases are based on the county's actual Fiscal Year 2011-2012 paid hours as recorded in the Case Management Information and Payrolling System II and the county's FY 2011-12 share of cost. County Fiscal Letter (CFL) 14/15-44 provided notice beginning on July 1, 2014, and annually thereafter, that each county's IHSS MOE shall be adjusted by an inflation factor of 3.5%. CFL 15/16-38 provided additional clarification that the 3.5% inflation factor will be applied to the county's total IHSS MOE (this includes being applied to any locally negotiated wage and health benefit increases in the fiscal year that it occurs).

During the period of November 12, 2015 through December 31, 2015, the United States Department of Labor (DOL) began enforcement of the Final Rule which revised the longstanding Federal regulations and excluded third-party employers of workers engaged in "companionship services" and "live-in domestic services" from "availing themselves" of the minimum wage and overtime exemptions under the federal Fair Labor Standards Act (FLSA). The Department is in the second phase of its previously announced time-limited non-enforcement policy, during which it will exercise prosecutorial discretion in determining whether to bring enforcement actions, with particular consideration given to the extent to which states and other entities have made good faith efforts to bring their home care programs into compliance with the FLSA since the promulgation of the Final Rule.

California Department of Social Services (CDSS), All County Letter (ACL) 15-97 dated December 1, 2015, announced that payment of overtime and travel time would begin on February 1, 2016. IHSS Providers who work more than 40 hours per week will be paid for overtime up to 66 hours per week

when working for multiple IHSS Recipients or 70 hours per week when working for one IHSS Recipient. Up to seven hours per week of travel time will be paid to IHSS Providers who work for multiple IHSS Recipients and travel to the IHSS Recipient on the same day.

The Budget Year 2016-2017 State Budget has proposed a re-structured approach of the Managed Care Organization (MCO) tax in a federally eligible way for three years beginning Budget Year 2016-2017 and assumes that revenues will be placed in a special fund to restore the seven percent across the board cuts that were restored in 2015 using State General Fund dollars. If the MCO tax is not extended, and participation in the Coordinated Care Initiative (CCI) does not improve by January 2017, the CCI trigger would be pulled and the program would cease operating effective January 2018. Because the county IHSS MOE and collective bargaining are tied to the continuation of CCI, collective bargaining and the county share-of-cost in the IHSS program could also revert in 2018. The State budget also assumes increasing costs as a result of newly eligible adults between the ages of 19 and 65 entering the IHSS program as a result of the Affordable Care Act (ACA).

At this time, the Department will continue to monitor Federal and State Budget proposals and report back to the Board if there are any specific changes to program services and/or funding.

STAFFING IMPACTS

Total current authorized positions— 0

RECOMMENDED PROPOSED BUDGET

It is recommended that a budget of \$82,161,445 be approved for Community Services Agency – IHSS Provider Wages. This budget is funded from \$79,782,203 in estimated departmental revenue and a \$2,379,242 Mandated County Match contribution from the General Fund.

Total recommended authorized positions— 0

STANISLAUS COUNTY, CALIFORNIA
Budget Year 2016-2017
HUMAN SERVICES
Administration



COMMUNITY SERVICES AGENCY—INTEGRATED CHILDREN'S SERVICES

Budget Unit 1636 0045951
 Special Revenue Fund

SERVICES PROVIDED

The Integrated Children's Services Fund (ICS) provides the county share of cost to support Integrated Children's Services (ICS) core programs funded by Non-Federal Child Welfare Services (CWS) allocations or 2011 State Realignment revenues that require a local match. Sources of funds are donations or contributions from local community partners. On March 3, 2015, the Board of Supervisors approved the elimination of the local requirement for community partners to provide local match funding.

FUND/CASH BALANCE

As of July 1, 2016, the Community Services Agency – Integrated Children's Services projects to have a zero fund balance, as compared to the July 1, 2015 positive fund balance of \$98.

As of July 1, 2016, the fund is projected to have a zero cash balance, as compared to the July 1, 2015 negative cash balance of \$51,431.

The Department was granted authority to eliminate this budget with the approval of the Fiscal Year 2015-2016 Proposed Budget, and will move forward to close the Integrated Children's Services fund as of June 30, 2016.

| CSA - Integrated Children's Services | | | | | |
|---|-----------------------------|--|--|--|--|
| Classification | 2014-2015 Actual | 2015-2016 Adopted Final Budget* | 2016-2017 Requested Proposed Budget | 2016-2017 Recommended Adjustments | 2016-2017 Recommended Proposed Budget |
| Taxes | \$0 | \$0 | \$0 | \$0 | \$0 |
| Licenses, Permits, Franchises | \$0 | \$0 | \$0 | \$0 | \$0 |
| Fines, Forfeitures, Penalties | \$0 | \$0 | \$0 | \$0 | \$0 |
| Revenue from use of Assets | \$396 | \$0 | \$0 | \$0 | \$0 |
| Intergovernmental Revenue | \$0 | \$0 | \$0 | \$0 | \$0 |
| Charges for Service | \$0 | \$0 | \$0 | \$0 | \$0 |
| Miscellaneous Revenue | \$228,661 | \$0 | \$0 | \$0 | \$0 |
| Other Financing Sources | \$0 | \$0 | \$0 | \$0 | \$0 |
| Total Revenue | \$229,057 | \$0 | \$0 | \$0 | \$0 |
| Salaries and Benefits | \$0 | \$0 | \$0 | \$0 | \$0 |
| Services and Supplies | \$0 | \$0 | \$0 | \$0 | \$0 |
| Other Charges | \$0 | \$0 | \$0 | \$0 | \$0 |
| Fixed Assets | \$0 | \$0 | \$0 | \$0 | \$0 |
| Other Financing Uses | \$236,084 | \$0 | \$0 | \$0 | \$0 |
| Equity | \$0 | \$0 | \$0 | \$0 | \$0 |
| Intrafund | \$0 | \$0 | \$0 | \$0 | \$0 |
| Contingencies | \$0 | \$0 | \$0 | \$0 | \$0 |
| Gross Costs | \$236,084 | \$0 | \$0 | \$0 | \$0 |
| Fund Balance | \$7,027 | \$0 | \$0 | \$0 | \$0 |
| Net County Cost | \$0 | \$0 | \$0 | \$0 | \$0 |

*Net county cost carryover savings included in the 2015-2016 Adopted Final Budget is \$0.

PROGRAM DISCUSSION

The Integrated Children's Services Fund (ICS) was implemented with support from County partners in Fiscal Year 2010-2011. The goal was to continue providing Sober Living Environment (SLE) services to Child Welfare Services (CWS) clients during the economic downturn without accessing County General Fund dollars to apply to the county share of cost. Instead, the county share of cost was met with a combination of donations and/or contributions from local community partners as well as with interest earned on the account balance.

As a result of the improved economy, on March 3, 2015 the Board of Supervisors approved the elimination of local match requirements for the provision of Sober Living Environment Services. In alignment with this decision, the Department is requesting to close-out the Fund 1636 Integrated Children's Services budget. This close-out will occur at the Fiscal Year 2015-2016 year-end, eliminating Fund 1636 as of June 30, 2016. As a result, no appropriations are recommended for Budget Year 2016-2017.

STAFFING IMPACTS

Total current authorized positions— 0

RECOMMENDED PROPOSED BUDGET

It is recommended that no appropriations be budgeted for Community Services Agency – Integrated Children's Services budget. The Department is closing out this fund at the Fiscal Year 2015-2016 year-end.

Total recommended authorized positions— 0

STANISLAUS COUNTY, CALIFORNIA

Budget Year 2016-2017

HUMAN SERVICES

Aid Programs



COMMUNITY SERVICES AGENCY—PUBLIC ECONOMIC ASSISTANCE

Budget Unit 1632 0045801

Special Revenue Fund

SERVICES PROVIDED

The Community Services Agency – Public Economic Assistance budget provides cash aid to Stanislaus County families who are eligible for temporary economic assistance, and to children requiring out-of-home placement on a temporary or permanent basis. All assistance payments to customers/clients are included in this budget unit. Mandated by Federal and State laws, these caseload driven programs include:

StanWORKs Programs:

- ◆ Temporary Assistance for Needy Families (TANF) otherwise known as California Work Opportunity and Responsibility to Kids (CalWORKs)
- ◆ Refugee Cash Assistance Program (RCA)
- ◆ Cash Assistance Program for Immigrants (CAPI)
- ◆ State Utility Assistance Subsidy (SUAS)
- ◆ Work Incentive Nutritional Supplement (WINS)

Children's Programs:

- ◆ Aid to Families with Dependent Children - Foster Care (AFDC/FC)
- ◆ Aid to Families with Dependent Children - Extended Foster Care (AFDC/EFC)
- ◆ Adoption Assistance Program (AAP)
- ◆ Kinship Guardianship Assistance Payment Program (Fed/Kin-GAP)
- ◆ Transitional Housing Program Plus (THP-Plus)
- ◆ Approved Relative Caregiver Program (ARC)

FUND/CASH BALANCE

As of July 1, 2016 this fund is projected to have a zero fund balance, compared to the \$345 fund balance on July 1, 2015. As of July 1, 2016, this fund is projected to have a positive cash balance of \$2,304,052 compared to the July 1, 2015 positive cash balance of \$3,134,085.

The variance between cash and fund balance is due to the recognition of County Match revenues and the timing of June assistance payrolls posted in the closing process, and non-cash items listed on the balance sheet such as deferred revenue, accounts receivable and accounts payable. The accounts are needed to reflect timing differences caused by cash-basis claiming rules governing reimbursement for Social Services and Public Assistance Programs and the timing of State payments for certain advance versus cash-claimed programs.

| CSA - Public Economic Assistance | | | | | |
|---|-----------------------------|--|--|--|--|
| Classification | 2014-2015 Actual | 2015-2016 Adopted Final Budget* | 2016-2017 Requested Proposed Budget | 2016-2017 Recommended Adjustments | 2016-2017 Recommended Proposed Budget |
| Taxes | \$0 | \$0 | \$0 | \$0 | \$0 |
| Licenses, Permits, Franchises | \$0 | \$0 | \$0 | \$0 | \$0 |
| Fines, Forfeitures, Penalties | \$0 | \$0 | \$0 | \$0 | \$0 |
| Revenue from use of Assets | \$3,468 | \$0 | \$0 | \$0 | \$0 |
| Intergovernmental Revenue | \$82,158,242 | \$102,238,285 | \$80,091,345 | \$0 | \$80,091,345 |
| Charges for Service | \$0 | \$0 | \$0 | \$0 | \$0 |
| Miscellaneous Revenue | \$0 | \$0 | \$0 | \$0 | \$0 |
| Other Financing Sources | \$13,794,096 | \$292,249 | \$17,530,565 | \$0 | \$17,530,565 |
| Total Revenue | \$95,955,806 | \$102,530,534 | \$97,621,910 | \$0 | \$97,621,910 |
| Salaries and Benefits | \$0 | \$0 | \$0 | \$0 | \$0 |
| Services and Supplies | \$0 | \$0 | \$0 | \$0 | \$0 |
| Other Charges | \$97,574,096 | \$106,081,112 | \$99,543,728 | \$0 | \$99,543,728 |
| Fixed Assets | \$0 | \$0 | \$0 | \$0 | \$0 |
| Other Financing Uses | \$1,512,784 | \$0 | \$0 | \$0 | \$0 |
| Equity | \$0 | \$0 | \$0 | \$0 | \$0 |
| Intrafund | \$0 | \$0 | \$0 | \$0 | \$0 |
| Contingencies | \$0 | \$0 | \$0 | \$0 | \$0 |
| Gross Costs | \$99,086,880 | \$106,081,112 | \$99,543,728 | \$0 | \$99,543,728 |
| Fund Balance | \$422 | \$0 | \$0 | \$0 | \$0 |
| Net County Cost | \$3,130,652 | \$3,550,578 | \$1,921,818 | \$0 | \$1,921,818 |

*Net county cost carryover savings included in the 2015-2016 Adopted Final Budget is \$0.

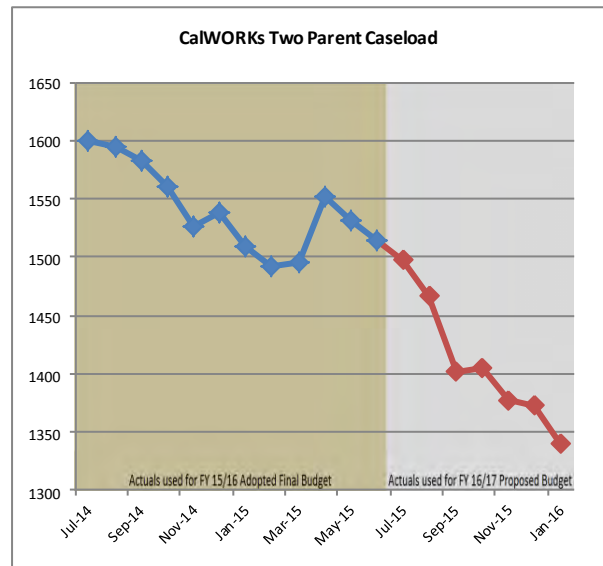
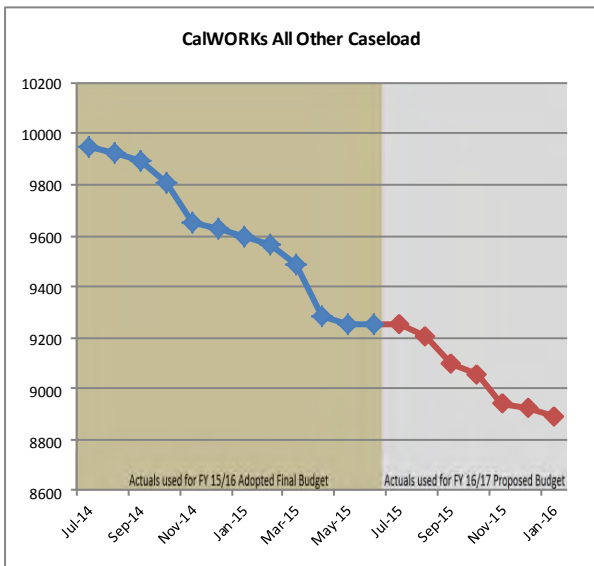
PROGRAM DISCUSSION

At the proposed level of funding, the Department can maintain Budget Year 2016-2017 mandated Public Economic Assistance programs. Estimated revenue of \$97,621,910 and the County Match support of \$1,921,818 will fully fund the mandated programs' proposed budget appropriations of \$99,543,728.

The Department's projections in Children' Programs reflect decreases in Foster Care and Extended Foster Care offset by increases in Kinship Guardianship Assistance, Adoption Assistance Program and Approved Relative Caregiver and a declining trend within the StanWORKs programs primarily in the CalWORKs Program. As a result, the Department's requested Budget Year 2016-2017 Proposed Budget appropriations is \$6,537,384 less than the Fiscal Year 2015-2016 Adopted Final Budget level, and reflects a reduction of \$1,628,760 of Mandated Match.

StanWORKs Program Highlights:

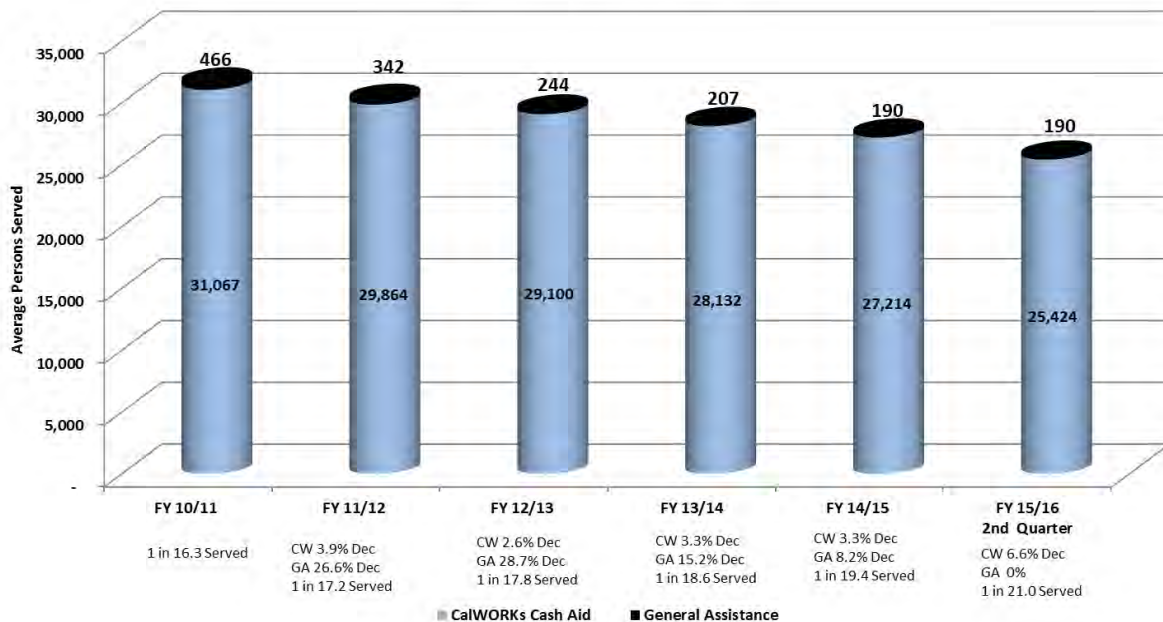
The Department continues to experience a decrease in the CalWORKs and General Assistance (GA) programs. The decrease in CalWORKs caseloads indicates that families in Stanislaus County are more self-sufficient and better able to provide for their own financial needs. Continued efforts to work with individuals and parents in developing both life and job skills are leading to higher levels of engagement, participation and employment. The Department's Welfare to Work (WTW) subsidized employment program has allowed more participants to enter into paid work experience. Many WTW participants have been able to transition to unsubsidized employment after participating in the subsidized employment program.



The Department recently implemented the Online CalWORKs Appraisal Tool (OCAT), a web based interview tool designed to equip caseworkers with an in-depth appraisal of clients' strengths and barriers to self-sufficiency. This in-depth appraisal fulfills the statutory requirements of Assembly Bill 74 (Chapter 21, Statutes of 2013) and is intended to result in the effective and early assignment of CalWORKs clients to appropriate activities and supportive services with the goal of leading them to better outcomes. Additionally, the County's Work Participation Rate (WPR), the percentage of adults participating in mandatory work-related activities, increased by 114% from February to September 2015. Ongoing engagement of sanctioned adults who have failed to participate in work-related activities, implementation of a housing support initiative and development of a fatherhood program are anticipated to have a positive impact on the CalWORKs program.

The decline in caseloads signals an overall increase in the self-sufficiency of families and individuals served. CalWORKs has declined by 9.6% over the past three years and GA by 8.2%. The total number of CalWORKs and GA clients served has declined from a high of 1 in 16.3 served in Fiscal Year 2010-2011 to the *current rate of 1 in 21* served in Fiscal Year 2015-2016.

IMPROVED SELF SUFFICIENCY FOR FAMILIES AND ADULTS AS OF 2nd QTR FY 15/16



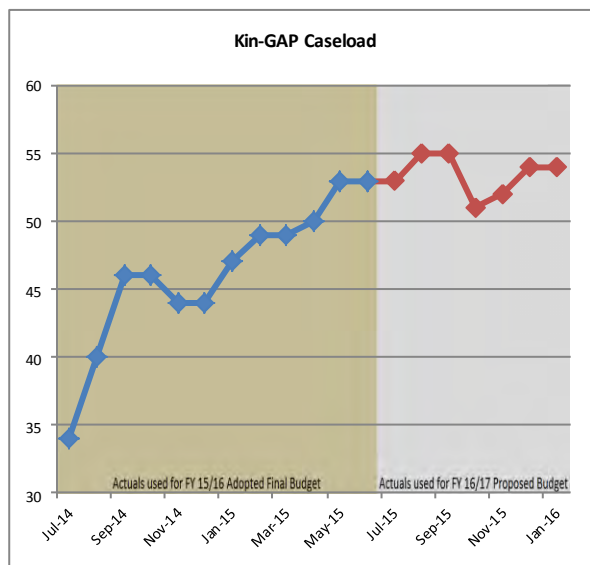
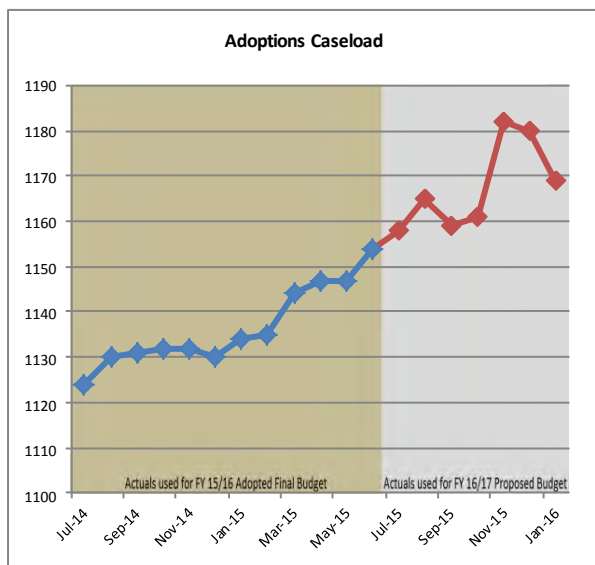
Children's Program Highlights:

Stanislaus County has seen a reduction in children re-entering foster care; the percentage of children returning to foster care within 12 months of leaving foster care is 4.5%, which is 4% below the National Standard and 7% below the California standard. The decline in Foster Care cases is also linked to several program initiatives, including the Department's focus on placing children in relative placements and the implementation of the System Improvement Plan.

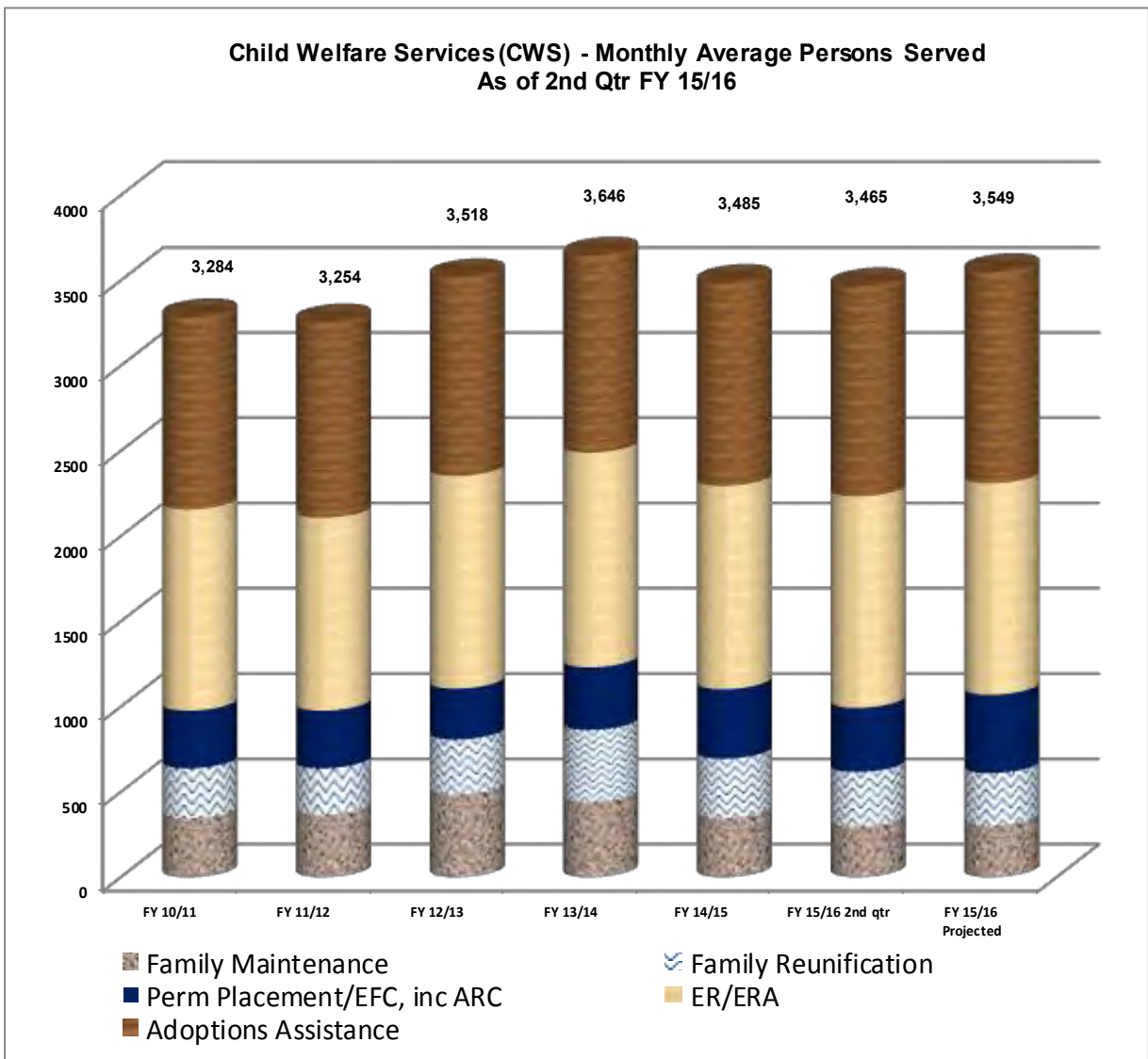
Resource Family Approval (RFA) is a key component to the success of the Continuum of Care Reform (CCR), with a goal of providing consistent placement standards, services, and improved permanency outcomes for foster children. On March 22, 2016, the Board of Supervisors gave approval to enter into a Memorandum of Understanding with the State to be a Cohort 2 Resource Family Approval County. All 58 Counties will be required to implement RFA beginning January 1, 2017. The Department's projected Budget Year 2016-2017 budget includes a full 12 months of Emergency Assistance Resource Family Approval placements costs projected at \$812,892, with a projected 30% county share of \$243,778.

While the current Foster Care and Extended Foster Care projections reflect relatively flat trends, caseload and grants are subject to fluctuations as different types of emergency situations arise. Large sibling groups and special needs placements can cause expenditures to increase rapidly. The Department monitors child safety issues closely and will report back to the Board if the status of the Foster Care/Extended Foster Care programs changes.

Increasing caseloads in Adoptions Assistance Program and Kinship Guardianship Assistance Payment Program clearly indicate that the Department is improving permanent placement outcomes for children in Foster Care. Child Welfare continues to see an increase in the number of adoptions. There were 104 children (Oct 2014-Sep 2015) who achieved permanency through adoptions which is an increase of 15 children over the last presorting period (Jul 2014-Jun 2015). This correlates with the reduction of the number of children in Foster Care by 4%. In addition, 127 children have successfully reunified with their parents (Oct 2014-Sep 2015).



Stanislaus County Child Welfare has maintained the high percentage of children achieving permanency (reunification, adoption, or guardianship) of 64% for those children who have been in foster care between 12 and 23 months, which is 17% higher than the California Average.



Federal/State Budget Impacts:

- ◆ Assembly Bill (AB) 85 established a new Child Poverty and Family Supplemental Support Subaccount from redirected 1991 Realignment funds to provide Temporary Assistance for Needy Families (TANF) grant cost of living adjustments (COLAs). AB 85 provides for on-going State review of the subaccount for sufficient revenue to fund future TANF COLA increases with no county share. The Fiscal Year 2015-2016 Adopted State Budget did not approve a TANF COLA. Child and Family Supplemental Support Subaccount estimates for Budget Year 2016-2017, as reported in the Governor’s Proposed Budget on January 7, 2016, are not enough to support another CalWORKs assistance grant increase beyond the two already enacted. The Department will continue to track the progress and report to the Board as needed.
- ◆ Assembly Bill (AB) 1468, which became effective April 1, 2015, repealed the lifetime ban on individuals with a prior drug conviction from being eligible for CalWORKs and CalFresh benefits. The Department expects to see increases in CalWORKs grants, since previously ineligible individuals are now eligible to receive services. The Department has been monitoring the effects of this legislation change, and to date, this item has not had a significant effect on the Department’s budget. The Department will continue to monitor the impacts of AB 1468 and report to the Board as needed.

- ◆ Continuum of Care Reform (CCR) AB 403 is a comprehensive effort to make sure that youth in foster care have the greatest chance to grow up in permanent and supportive homes and have the opportunity to grow into self-sufficient, successful adults. AB 403 addresses these issues by giving families who provide foster care with targeted training and support so they are better prepared to care for youth living with them. This reform also advances a legislative mandate to move away from the use of long-term group home care by increasing youth placement in family settings and by transforming existing group home care into places where youth who are not ready to live with families can receive short term, intensive treatment. The measure creates a timeline to implement this shift in placement options and related performance measures. The Governor's Budget Year 2016-2017 Proposed Budget dated January 7, 2016 includes funding for CCR. The Department will track the progress and impacts of this reform and report to the Board as needed.

- ◆ AB 2454 (Statutes of 2014), After 18 Terminated Adoptions and Guardianships, became effective January 1, 2015. This legislation allows non-minor dependents to re-enter foster care if his/her former caregiver is no longer providing support. The potential increase to benefits is unknown at this time. The Department will track the progress and impacts and report to the Board as needed.

STAFFING IMPACTS

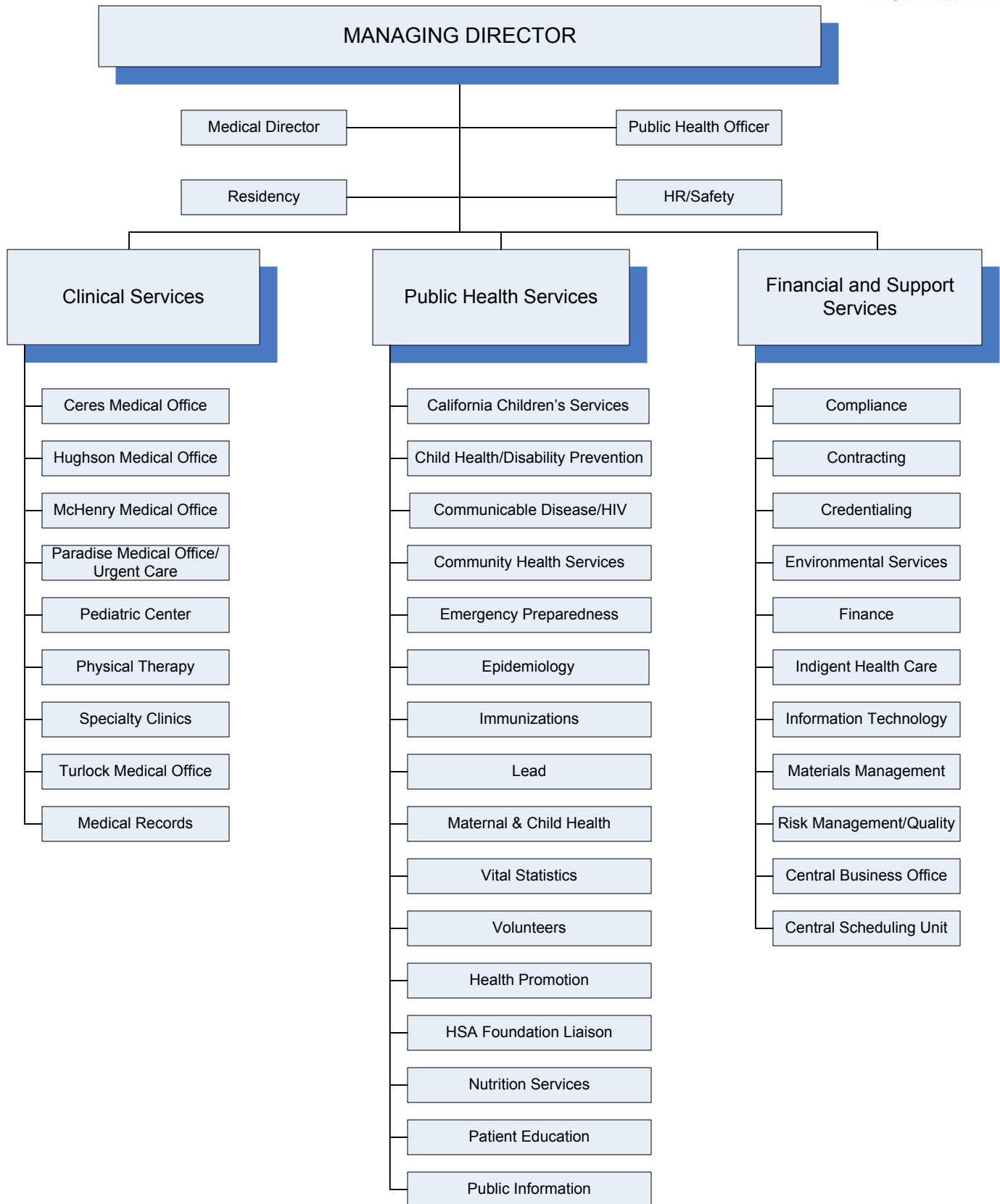
Total current authorized positions— 0

RECOMMENDED PROPOSED BUDGET

It is recommended that a budget of \$99,543,728 be approved for Community Services Agency – Public Economic Assistance. This budget is funded from \$97,621,910 in estimated departmental revenue and a \$1,921,818 Mandated County Match contribution from the General Fund.

Total recommended authorized positions— 0

**STANISLAUS COUNTY
HEALTH SERVICES AGENCY**



Revised April 2016

STANISLAUS COUNTY, CALIFORNIA
Budget Year 2016-2017
HUMAN SERVICES
Health



HEALTH SERVICES AGENCY
Mary Ann Lee, Managing Director

| BUDGET AT A GLANCE | |
|---------------------------------------|--------------------|
| Gross Costs | \$81,248,547 |
| Total Revenue | \$75,721,299 |
| Fund Balance/Retained Earnings | (\$240,127) |
| Net County Cost | \$5,767,375 |
| Total Recommended Staffing | 482 |
| % Funded by Local Discretionary Funds | 7.1% |

MISSION STATEMENT

The Health Services Agency mission is to:

- ◆ **Promote** wellness and healthy lifestyles;
- ◆ **Prevent** illness and injury;
- ◆ **Provide** quality care and treatment; and
- ◆ **Preserve** access to healthcare for the underserved.

Through leadership, continuous improvement, and teamwork.

ACCOMPLISHMENTS AND OBJECTIVES

The Accomplishments of Fiscal Year 2015-2016 and Objectives for Budget Year 2016-2017 for the Health Services Agency include:

| FISCAL YEAR 2015-2016 ACCOMPLISHMENTS | |
|--|--|
| ◆ | Received Unqualified Financial Statement Audit report for the Health Services Agency Clinics and Ancillary operations performed by an independent outside audit firm |
| ◆ | Received annual recertification of the Federally Qualified Health Center Look-Alike Designation to sustain the primary care clinics |
| ◆ | Attested for Meaningful Use Adoption, Implementation and Upgrade funding (Electronic Medical Record) |
| ◆ | Launched project to develop and pilot Patient Centered Medical Home project |
| ◆ | Received renewed and new grant support to enable multiple initiatives |
| ◆ | Began Public Health accreditation application process |
| ◆ | Revitalized the Stanislaus Health Foundation around the Broad Determinants of Health |
| ◆ | Through support of the Valley Family Medicine Physician Residency program, retained four physician graduates now practicing in the community |

**BUDGET YEAR 2016-2017
OBJECTIVES**

- ◆ Develop new Strategic Business and Facility Plan addressing the changing healthcare environment, and current and future organizational and community needs
- ◆ Achieve Public Health Accreditation and fulfill responsibilities of the Ten Essential Public Health Services
- ◆ Achieve annual recertification of the Federally Qualified Health Center Look-Alike designation and develop upcoming Five-Year Project Plan for the Renewal Application
- ◆ Conduct an Emergency Preparedness exercise with community partners
- ◆ Receive renewed and new grant support to enable multiple initiatives
- ◆ Continue efforts to improve efficiencies, enhance revenue, and address workforce development issues and facility needs, while meeting fiscal targets, programmatic objectives and achieving compliance
- ◆ Attest for Meaningful Use Stage Two, Implement Electronic Medical Record Care Management Module, Implement Data Exchange capability between Behavioral Health and Recovery Services and Health Services Agency, and Develop Plan for community-wide Health Information Exchange

BUDGETS WITHIN HEALTH SERVICES AGENCY INCLUDE:

- ◆ Administration
- ◆ Clinics and Ancillary Services
- ◆ Emergency Medical Services Discretionary Fund
- ◆ Indigent Health Care Program (IHCP)
- ◆ IHCP-Emergency Medical Services Hospital
- ◆ IHCP-Emergency Medical Services Physicians
- ◆ Public Health
- ◆ Public Health Vital and Health Statistics

STANISLAUS COUNTY, CALIFORNIA
Budget Year 2016-2017



HUMAN SERVICES
Health

HEALTH SERVICES AGENCY—ADMINISTRATION

Unit 1401 1301000
Special Revenue Fund

SERVICES PROVIDED

The Health Services Agency (HSA) – Administration budget provides oversight and support for the Agency’s Ambulatory Clinics and Ancillary Services, Public Health Division Services, the Indigent Health Care Program (IHCP), and the Health Coverage and Quality Services Division. Specific overhead functions included in this budget are Administration, Payroll/Human Resources, Patient Accounting, Information Services, Materials Management, HSA Volunteers, Plant Operations, Security, Training, Safety & Ergonomics, General Accounting, Accounts Payable and Environmental Services & Communications. Costs for this budget are allocated out to the other HSA divisions, much like the County Cost Allocation Plan (CAP) costs are allocated to departments, through a variety of allocation methodologies.

FUND/CASH BALANCE

As of July 1, 2016, the Health Services Agency - Administration projects the fund balance to be \$143,000, as compared to the July 1, 2015 fund balance of \$150,629. We expect this balance to remain stable since this fund allocates to all other funds within the HSA legal budget units.

As of July 1, 2016, the fund is projected to have a cash balance of approximately \$250,000, as compared to the July 1, 2015 cash balance of \$275,170. The variance is due to Accounts Receivable being higher by approximately \$25,000 which is due to funding from Medi-Cal Administrative Activities (MAA) for activities performed by various Senior Management staff.

The difference between fund balance and cash balance of approximately \$107,000 is due to accrual based accounting whereby fund balance is tied up and/or reported for Non-Spendable Assets such as prepaid items as well as inventory.

| Health Services Agency - Administration | | | | | |
|--|-----------------------------|--|--|--|--|
| Classification | 2014-2015 Actual | 2015-2016 Adopted Final Budget* | 2016-2017 Requested Proposed Budget | 2016-2017 Recommended Adjustments | 2016-2017 Recommended Proposed Budget |
| Taxes | \$0 | \$0 | \$0 | \$0 | \$0 |
| Licenses, Permits, Franchises | \$0 | \$0 | \$0 | \$0 | \$0 |
| Fines, Forfeitures, Penalties | \$0 | \$0 | \$0 | \$0 | \$0 |
| Revenue from use of Assets | \$7,700 | \$8,400 | \$8,400 | \$0 | \$8,400 |
| Intergovernmental Revenue | (\$54,141) | \$92,000 | \$92,000 | \$0 | \$92,000 |
| Charges for Service | \$6,231,966 | \$6,733,818 | \$7,321,600 | \$0 | \$7,321,600 |
| Miscellaneous Revenue | \$77,241 | \$92,496 | \$93,000 | \$0 | \$93,000 |
| Other Financing Sources | \$0 | \$0 | \$5,709 | \$0 | \$5,709 |
| Total Revenue | \$6,262,766 | \$6,926,714 | \$7,520,709 | \$0 | \$7,520,709 |
| Salaries and Benefits | \$6,330,842 | \$6,734,953 | \$7,355,075 | \$0 | \$7,355,075 |
| Services and Supplies | \$1,493,074 | \$1,743,315 | \$1,731,750 | \$0 | \$1,731,750 |
| Other Charges | \$1,579,774 | \$1,794,485 | \$1,886,735 | \$0 | \$1,886,735 |
| Fixed Assets | | | | | |
| Equipment | \$0 | \$257,100 | \$327,600 | \$0 | \$327,600 |
| Other Financing Uses | \$11,345 | \$0 | \$0 | \$0 | \$0 |
| Equity | \$0 | \$0 | \$0 | \$0 | \$0 |
| Intrafund | (\$3,152,269) | (\$3,603,139) | (\$3,780,451) | \$0 | (\$3,780,451) |
| Contingencies | \$0 | \$0 | \$0 | \$0 | \$0 |
| Gross Costs | \$6,262,766 | \$6,926,714 | \$7,520,709 | \$0 | \$7,520,709 |
| Fund Balance | \$0 | \$0 | \$0 | \$0 | \$0 |
| Net County Cost | \$0 | \$0 | \$0 | \$0 | \$0 |

*Net county cost carryover savings included in the 2015-2016 Adopted Final Budget is \$0.

PROGRAM DISCUSSION

At the proposed level of funding, the Department can maintain its current level of operations by providing oversight and support for the Agency's Ambulatory Clinics and Ancillary Services, Public Health Division Services, and the Indigent Health Care Program (IHCP). Costs for this budget are allocated to other Health Services Agency divisions, much like the County Cost Allocation Plan (CAP) costs are allocated to departments, through a variety of allocation methodologies.

The Health Services Agency contracted with Sage Growth Partners (SGP) beginning in May 2015 to help the Agency implement the Electronic Medical Records (EMR). As part of the contract, SGP provided a report on the Agency's implementation status, identification of any barriers, as well as provided operational recommendations for when the consultants are no longer working with the Agency. In SGP's report, it was recommended that the Agency add two additional Information Technology (IT) staff in order to meet certain needs that the IT Division cannot currently support. Based on these recommendations, the Agency is requesting the addition of two new positions – one Software Developer III and one Systems Engineer I/II.

The Agency is also asking to reclassify one Software Developer III to a Senior Software Developer in the IT Division in order to create a supervisory position to oversee other Software Developers including Software Developer IIIs.

Due to the need for three part-time employees (two Housekeeper/Custodians and one Stock/Delivery Clerk I) to work more than 32 hours per week, management would like to convert these part-time positions to full-time positions.

STAFFING IMPACTS

Total current authorized positions— 81

The Department is requesting to add one new classification and position of Chief Deputy Director to assist the Managing Director in the oversight of Clinical Services, Public Health and operations of the Health Services Agency. This classification will be in the Management bargaining unit. The salary band for this new executive management classification will be \$105,705.60 to \$158,537.60.

The Department is also requesting to restore one unfunded Manager I position and reclassify upward to Manager III. This position will assume the role and responsibilities of Volunteer Services Director and multiple components of the Compliance program including new developments, investigation, mitigation, training, oversight and other projects within the Agency's Planning and Quality unit. Absorbing the Volunteer Services function will eliminate an extra-help expense.

The Department is also requesting to add two new Housekeeper/Custodian positions and one new Stock/Delivery Clerk I position to transition extra-help working 40 hours a week to full-time. These positions are needed to maintain the cleanliness/infection control standards within the medical facility and provide courier services. Funding for these positions can be absorbed by the Department's existing budget.

The Department is further requesting to add one new Software Developer/Analyst III and one new block-budgeted Systems Engineer II position to support and maintain the Electronic Medical Records environment. Dedicated IT staff is required to address immediate issues, provide trending and publish executive dashboards, workflow emphasis, form content enhancements and development, creating ad-hoc reports and resolve critical issues. These positions will be funded by allocations from HSA funds.

Additionally, the Department is requesting to reclassify upward one Software Developer/Analyst III to Senior Software Developer due to a change in job duties and responsibilities.

RECOMMENDED PROPOSED BUDGET

It is recommended that a budget of \$7,520,709 be approved for Health Services Agency – Administration. This budget is funded from \$7,520,709 in estimated departmental revenue.

It is also recommended to add a new classification and one position of Chief Deputy Director. It is further recommended to add the following five new positions: one Stock/Delivery Clerk I, two Housekeeper/Custodians, one block-budgeted Systems Engineer II, and one Software Developer/Analyst III. It is also recommended to restore one unfunded Manager I position and reclassify upward to a Manager III and study the request to reclassify one Software Developer/Analyst III to Senior Software Developer.

Total recommended authorized positions— 88



HEALTH SERVICES AGENCY—CLINICS AND ANCILLARY SERVICES

Budget Unit 4051 1010001
Enterprise Fund

SERVICES PROVIDED

The Health Services Agency (HSA) – Clinics and Ancillary Services budget provides primary care, specialty care, and certain ancillary services that support this care (primarily occupational and physical therapy services) to approximately 36,500 unique patients annually, primarily representing under served and uninsured individuals, Medi-Cal and the County indigent adult population. Primary Care clinic services are currently provided at six Federally Qualified Health Center Look Alike (FQHC-LA) medical office locations positioned throughout the County. The services provided include: family medicine; pediatrics; integrated behavioral health; prenatal care; obstetrical care; high-risk obstetrical care; women’s health care; family planning; immunizations; treatment of sexually transmitted diseases (STDs); well child check-ups; and urgent care services. Adult and pediatric specialty care is provided at the Specialty Clinics in Modesto where services include orthopedics, otolaryngology (ENT), neurology, ophthalmology, general surgery (lump and bump), gastroenterology, (Hepatitis) HEP C, urology, podiatry and neurosurgery. Full service rehabilitation services including physical therapy, occupational therapy, audiology, and wound care services are also conducted in Modesto.

The Valley Family Medicine Residency Program of Modesto, which is accredited by the Accreditation Council for Graduate Medical Education (ACGME) and receives graduate medical education funding from the Centers for Medicare and Medicaid Services (CMS), has approximately 34 family medicine residents in training annually and is an integral part of the County’s primary care clinic system providing approximately 21,000 clinic visits per year. This three-year family medicine residency program is a component of the Valley Consortium for Medical Education (VCME), a non-profit corporation whose members are Stanislaus County, Doctors Medical Center, and Memorial Medical Center. Outpatient training is performed in the Agency’s medical offices and inpatient training primarily occurs at Doctors Medical Center. In July of 2013, VCME expanded by adding a new five-year orthopedic residency training program funded by Doctors Medical Center. Presently there are eight orthopedic residents in training. The majority of their outpatient rotations occur within the HSA Specialty clinics.

The academic medical training for the family medicine residency program is supported through Scenic Faculty Medical Group (SFMG), with “core” medical staff representing primarily Family Medicine, Pediatrics, and Obstetrics/Gynecology. In addition, approximately 25 community physicians provide teaching and specialty services to HSA clients in the Agency’s specialty clinics. Professional staffing of the Urgent Care operations is provided under contract by California Healthcare Medical Billing. Professional staffing of the FQHC-LA clinics is provided by SFMG as well as County employed mid-level providers.

FUND/CASH BALANCE

As of July 1, 2016, this fund is projected to have a positive retained earnings balance of \$3.6 million compared to the July 1, 2015 retained earnings balance of \$9,987,056. The variance is due to the one time funding received in the anticipated receipt of the Intergovernmental Transfer (IGT) revenue. The variance can also be attributed to the implementation of Governmental Accounting Standards Board (GASB) Statement 68 on Pension Liability reporting.

The July 1, 2015 retained earnings balance has been decreased due to the posting of a prior period adjustment for the unfunded pension liability specific to this department, in the amount of \$10,822,085, in accordance with the requirements of (GASB) Statement 68. This is an accounting entry for purposes of financial statement reporting and is not representative of operations of the Department. Other than the GASB 68 impact, current Department business operations will have a positive contribution to retained earnings by June 30, 2016. The Department anticipates using \$0 of retained earnings in Budget Year 2016-2017.

As of July 1, 2016, this fund is projected to have a positive cash balance of \$1.3 million compared to the July 1, 2015 positive cash balance of \$1,503,298. The change in cash balance is due to the changes in the payment amounts received for the Health Plans incentive payments and anticipated Intergovernmental Transfer (IGT) revenue receipts.

The difference between retained earnings and cash is due to accrual based accounting whereby, retained earnings is tied up and/or reported for Non-Spendable Assets such as prepaid items. In addition, there are certain receivable and deferred revenue accounts that have varying impact on both the Cash and Retained Earnings accounts.

| Health Services Agency - Clinic and Ancillary Svcs | | | | | |
|---|-----------------------------|--|--|--|--|
| Classification | 2014-2015 Actual | 2015-2016 Adopted Final Budget* | 2016-2017 Requested Proposed Budget | 2016-2017 Recommended Adjustments | 2016-2017 Recommended Proposed Budget |
| Taxes | \$0 | \$0 | \$0 | \$0 | \$0 |
| Licenses, Permits, Franchises | \$0 | \$0 | \$0 | \$0 | \$0 |
| Fines, Forfeitures, Penalties | \$0 | \$0 | \$0 | \$0 | \$0 |
| Revenue from use of Assets | \$20,293 | \$7,444 | \$7,700 | \$0 | \$7,700 |
| Intergovernmental Revenue | \$107,753 | \$121,660 | \$132,175 | \$0 | \$132,175 |
| Charges for Service | \$31,807,477 | \$36,058,435 | \$37,892,250 | \$0 | \$37,892,250 |
| Miscellaneous Revenue | \$5,038,250 | \$4,437,566 | \$5,200,511 | \$0 | \$5,200,511 |
| Other Financing Sources | \$572,306 | \$599,281 | \$588,850 | \$0 | \$588,850 |
| Total Revenue | \$37,546,079 | \$41,224,386 | \$43,821,486 | \$0 | \$43,821,486 |
| Salaries and Benefits | \$15,955,950 | \$20,984,736 | \$21,726,351 | \$0 | \$21,726,351 |
| Services and Supplies | \$14,014,616 | \$13,755,399 | \$16,206,245 | \$0 | \$16,206,245 |
| Other Charges | \$7,633,335 | \$8,825,028 | \$8,092,751 | \$0 | \$8,092,751 |
| Fixed Assets | | | | | |
| Buildings & Improvements | \$111,817 | \$303,229 | \$224,000 | \$0 | \$224,000 |
| Equipment | (\$111,817) | \$538,843 | \$544,150 | \$0 | \$544,150 |
| Other Financing Uses | \$35,983 | \$31,915 | \$3,393 | \$0 | \$3,393 |
| Equity | \$0 | \$0 | \$0 | \$0 | \$0 |
| Intrafund | \$0 | \$0 | \$0 | \$0 | \$0 |
| Contingencies | \$0 | \$0 | \$0 | \$0 | \$0 |
| Gross Costs | \$37,639,884 | \$44,439,150 | \$46,796,890 | \$0 | \$46,796,890 |
| Retained Earnings | (\$19,836,039) | (\$1,304,674) | (\$137,993) | \$0 | (\$137,993) |
| Net County Cost | \$19,929,844 | \$4,519,438 | \$3,113,397 | \$0 | \$3,113,397 |

*Net county cost carryover savings included in the 2015-2016 Adopted Final Budget is \$0.

PROGRAM DISCUSSION

At the proposed level of funding, the Department can maintain the current level of service, i.e., primary care clinics, specialty care, rehabilitation care, and integrated behavioral health services. At the requested level of funding, the Department is expecting a surplus of approximately \$138,000.

Included in the Department's Proposed Budget submittal are the following strategic initiatives: Fiscal Year 2014-2015 Intergovernmental Transfers (IGT – a Federal Medicaid Match Program) valued at \$5.2 million in net new Federal funding and attestation of Stage 2 Meaningful Use (MU) compliance of the Department's electronic medical records system. The estimated MU revenue associated with the Department's attestation is approximately \$360,500 and is based on an estimated 42 eligible providers at a rate of around \$8,500 per eligible provider for Stage 2.

In August of 2015, Scenic Faculty Medical Group (SFMG) expanded its services at the Pediatrics Clinic to include Family Medicine due to the addition of two Family Medicine residents. The Pediatric Clinic was renamed to Family & Pediatric Health Center in order to denote the addition of Family Medicine services. In the past seven months, not only has the Clinic reported an increase in their patient visit numbers due to the addition of the two Family Medicine providers but were also able to fill a vacant Pediatrician position. Due to the addition of the Pediatrician and the increase of Family Medicine patients, the Department is requesting one full time Staff Nurse II. The Staff Nurse II will support the Medication Administration Room and administer medications and vaccines ordered by the four medical providers and the Nurse Practitioner.

STAFFING IMPACTS

Total current authorized positions— 207

The Department is requesting to restore one unfunded Staff Nurse II position to ensure patients receive safe and effective care while providing a support structure to the physicians and mid-level Licensed Clinical Social Worker's (LCSW) in the Family and Pediatric Health Center.

The Department is also requesting to block-budget one Administrative Clerk II position to an Administrative Clerk I/II position to align with the existing allocated positions.

RECOMMENDED PROPOSED BUDGET

It is recommended that a budget of \$46,796,890 be approved for Health Services Agency – Clinics and Ancillary Services. This budget is funded by \$43,821,486 in estimated revenue, a \$3,113,397 contribution from the General Fund, resulting in a \$137,993 return in departmental retained earnings.

It is also recommended to restore one unfunded Staff Nurse II position and block-budget one Administrative Clerk II to an Administrative Clerk I/II position.

Total recommended authorized positions— 208

STANISLAUS COUNTY, CALIFORNIA
Budget Year 2016-2017



HUMAN SERVICES
Health

HEALTH SERVICES AGENCY—EMERGENCY MEDICAL SERVICES
DISCRETIONARY FUND

Budget Unit 1429 1210001
 Special Revenue Fund

SERVICES PROVIDED

The Health and Safety Code requires the County to establish and coordinate the system that provides emergency medical care in the region. To provide these services, the County has historically contracted with Mountain Valley Emergency Medical Services Agency (MVEMS), a regional Emergency Medical Services (EMS) agency of five participating counties.

FUND/CASH BALANCE

As of July 1, 2016, Health Services Agency – Emergency Medical Services projects the fund balance to be \$28,900, as compared to the July 1, 2015 fund balance of \$73,758. The variance is due to the changes in anticipated revenues and expenditures from court fines and fees for the 2015-2016 Fiscal Year.

As of July 1, 2016, the fund is projected to have a cash balance of \$25,600, as compared to the July 1, 2015 cash balance of \$76,018. The variance is due to payment of contracted services and costs within Fiscal Year 2015-2016.

The difference between fund balance and cash balance is due to accrual based accounting, whereby, fund balance is tied up and/or reported for Non-Spendable Assets.

| Health Services Agency - EMS Discretionary Fund | | | | | |
|--|-----------------------------|--|--|--|--|
| Classification | 2014-2015 Actual | 2015-2016 Adopted Final Budget* | 2016-2017 Requested Proposed Budget | 2016-2017 Recommended Adjustments | 2016-2017 Recommended Proposed Budget |
| Taxes | \$0 | \$0 | \$0 | \$0 | \$0 |
| Licenses, Permits, Franchises | \$0 | \$0 | \$0 | \$0 | \$0 |
| Fines, Forfeitures, Penalties | \$113,562 | \$106,000 | \$95,000 | \$0 | \$95,000 |
| Revenue from use of Assets | \$57 | \$750 | \$500 | \$0 | \$500 |
| Intergovernmental Revenue | \$0 | \$0 | \$0 | \$0 | \$0 |
| Charges for Service | \$0 | \$0 | \$0 | \$0 | \$0 |
| Miscellaneous Revenue | \$0 | \$0 | \$0 | \$0 | \$0 |
| Other Financing Sources | \$0 | \$0 | \$0 | \$0 | \$0 |
| Total Revenue | \$113,619 | \$106,750 | \$95,500 | \$0 | \$95,500 |
| Salaries and Benefits | \$77,466 | \$105,237 | \$9,700 | \$0 | \$9,700 |
| Services and Supplies | \$109,844 | \$97,412 | \$85,800 | \$0 | \$85,800 |
| Other Charges | \$0 | \$0 | \$0 | \$0 | \$0 |
| Fixed Assets | \$0 | \$0 | \$0 | \$0 | \$0 |
| Other Financing Uses | \$0 | \$0 | \$0 | \$0 | \$0 |
| Equity | \$0 | \$0 | \$0 | \$0 | \$0 |
| Intrafund | \$0 | \$0 | \$0 | \$0 | \$0 |
| Contingencies | \$0 | \$0 | \$0 | \$0 | \$0 |
| Gross Costs | \$187,310 | \$202,649 | \$95,500 | \$0 | \$95,500 |
| Fund Balance | \$73,691 | \$95,899 | \$0 | \$0 | \$0 |
| Net County Cost | \$0 | \$0 | \$0 | \$0 | \$0 |

*Net county cost carryover savings included in the 2015-2016 Adopted Final Budget is \$0.

PROGRAM DISCUSSION

At the proposed level of funding, the Department can maintain the Emergency Medical Services operations. The Health Services Agency will use approximately \$85,800 of these funds to offset the cost of the contract with the Mountain Valley Emergency Medical Services Agency to administer local emergency services for Budget Year 2016-2017. The revenues used to pay for these services come from Senate Bill (SB) 12/612 Maddy Funds, which include fines and fees collected by the courts. Staffing costs of \$4,042 have been budgeted for this program which is a decrease from prior year. These staffing costs include costs associated with the Medical/Health Operational Area Coordinator (MHOAC) who facilitates the coordination of mutual aid and other emergency operation within the Operational Area (County) to respond to any medical disaster by mobilizing and coordinating emergency medical services mutual aid resources to mitigate health problems. In cooperation with various agencies, the MHOAC is responsible for ensuring the development of a medical and health disaster plan for the Operational Area.

Existing law, until January 1, 2017, authorized county boards of supervisors to elect to levy an additional penalty, for deposit into the EMS Fund, in the amount of \$2 for every \$10 upon fines, penalties, and forfeitures collected for criminal offenses. Since the contractual arrangement with MVEMS would exist through June 30, 2017, any shortfalls experienced as a result the sunset of (SB) 191 will be offset using other funding sources in order to meet this obligation. It is anticipated that the potential shortfall will not exceed \$45,000. Staff are currently monitoring (SB) 867 (Roth) which would extend the operative date of the provisions indefinitely.

STAFFING IMPACTS

Total current authorized positions— 0

RECOMMENDED PROPOSED BUDGET

It is recommended that a budget of \$95,500 be approved for the Emergency Medical Services Discretionary Fund. This budget is funded from \$95,500 in estimated department revenue.

Total recommended authorized positions— 0

STANISLAUS COUNTY, CALIFORNIA
Budget Year 2016-2017

HUMAN SERVICES
Health



HEALTH SERVICES AGENCY—INDIGENT HEALTH CARE PROGRAM

Budget Unit 1404 1501000
Special Revenue Fund

SERVICES PROVIDED

Welfare and Institutions (W&I) Code, Section 17000 requires that, “Every county shall relieve and support all incompetent, poor indigent persons, and those incapacitated by age, disease, or accident, lawfully resident therein, when such persons are not supported or relieved by their relatives or friends, by their own means, or by State or private institutions.” Accordingly, except for administrative costs, Indigent Health Care Program (IHCP) funding will be directed for the provision of medical and dental services for qualified Medically Indigent Adults (MIA).

The Medically Indigent Health Care Program provides basic health care to indigent residents of Stanislaus County that are not Medi-Cal eligible and do not have health insurance. However, the MIA Program is not insurance and does not meet the Minimum Essential coverage requirement of the Affordance Care Act (ACA). The County’s MIA program is essentially the payer of last resort for eligible indigents. Effective January 1, 2014, all applicants must first apply for either Medi-Cal Expansion or the Covered California Insurance Exchange products. {The Medi-Cal Expansion income limit is 138% of the Federal Poverty Limit (FPL). Applicants whose income is 139% of the FPL and above will be eligible to apply for coverage through Health Exchanges. The "Covered CA" Health Exchange offers several health plans to choose from and a variety of coverage options}. In general, the MIA program will provide temporary coverage to those individuals who have applied outside Covered CA’s open enrollment period through a qualifying event but must wait until coverage becomes active, which is usually 30-45 days after premiums have been paid.

The Stanislaus County Children and Families Commission has contracted with the Health Services Agency (HSA) for the Healthy Cubs (HCUBS) Program since January of 2003. The program consists of two primary components: 1) to provide health care access and health services to pregnant women and children aged 0-5 in families with an income less than 300% of the Federal Poverty Level; and 2) to refer and qualify applicants for other health programs funded by other levels of government, non-profits, foundations, or the private sector (Medi-Cal or Kaiser Kids, for example).

For 12 years, HCUBS has served as the provider of last resort when eligible applicants do not qualify for any other health access programs. Services offered to children and pregnant woman enrolled through HCUBS will include only: 1) those services available at the Stanislaus County Health Services Agency medical offices to include primary medical care, ambulatory specialty care, and rehabilitation services such as physical therapy; 2) those primary and obstetrical care and pharmacy services offered at a Golden Valley Health Center location within the County of Stanislaus; 3) those primary and obstetrical services offered at the Oakdale Community Health Center and Riverbank Community Health Center; 4) dental care offered at various contracted locations throughout Stanislaus County; 5) laboratory and radiology services with contracted providers within Stanislaus County; and 6) pharmacy services with a contracted pharmacy. Services not defined above, including but not limited to inpatient care, are not included in this program.

Budget Year 2016-2107 expenditures are budgeted lower than in the prior fiscal year as children previously eligible for only restricted Medi-Cal benefits have access to full-scope coverage effective May 1, 2016, thus eliminating the need for Healthy Cubs Program benefits. Estimated expenditures represent program beneficiaries who are pregnant and who have pregnancy related coverage under Medi-Cal and require non-pregnancy related health care coverage not otherwise covered under the restricted Medi-Cal scope of benefits.

FUND/CASH BALANCE

As of July 1, 2016, the Health Services Agency – Indigent Health Care Program projects the fund balance to be \$200,000, as compared to the July 1, 2015 fund balance of \$1,355,853. The variance in fund balance is due to the reversal of a \$1.7 million receivable entry that was posted to the IHCP Fund in the 2014-2015 Fiscal Year. The receivable was recorded in the IHCP Fund in 2014-2015 Fiscal Year in anticipation of the potential increased costs associated with serving the Medically Indigent Adult (MIA) clients. The increased costs were anticipated to be partially funded by revenues derived from the Clinic & Ancillary Fund. As a result of the Affordable Care Act, there was a reduction in the number of MIA enrollees and the IHCP Fund did not have a need for this revenue to cover the costs; hence, the reduction in the Fund Balance amount due to the reversal of the previously recorded receivable entry.

As of July 1, 2016, the fund is projected to have a negative cash balance of approximately \$5,350,000, as compared to the July 1, 2015 negative cash balance of \$5,096,977. The variance is due to an Accounts Receivable payment due from the Clinics and Ancillary Services fund that was booked and is awaiting State and Federal funding.

The difference between fund balance and cash balance is due to accrual based Accounting whereby, fund balance is tied up and/or reported for Non-Spendable Assets such as Deferred Revenues, Accounts Receivables, Payables and Due from Other Funds account activities.

| Health Services Agency - Indigent Health Care | | | | | |
|--|-----------------------------|--|--|--|--|
| Classification | 2014-2015 Actual | 2015-2016 Adopted Final Budget* | 2016-2017 Requested Proposed Budget | 2016-2017 Recommended Adjustments | 2016-2017 Recommended Proposed Budget |
| Taxes | \$0 | \$0 | \$0 | \$0 | \$0 |
| Licenses, Permits, Franchises | \$0 | \$0 | \$0 | \$0 | \$0 |
| Fines, Forfeitures, Penalties | \$0 | \$0 | \$0 | \$0 | \$0 |
| Revenue from use of Assets | \$0 | \$0 | \$0 | \$0 | \$0 |
| Intergovernmental Revenue | \$1,624,089 | \$0 | \$0 | \$0 | \$0 |
| Charges for Service | \$314,371 | \$265,207 | \$252,500 | \$0 | \$252,500 |
| Miscellaneous Revenue | \$72,793 | \$0 | \$0 | \$0 | \$0 |
| Other Financing Sources | \$160,406 | \$0 | \$0 | \$0 | \$0 |
| Total Revenue | \$2,171,659 | \$265,207 | \$252,500 | \$0 | \$252,500 |
| Salaries and Benefits | \$366,890 | \$180,143 | \$156,565 | \$0 | \$156,565 |
| Services and Supplies | \$72,677 | \$59,200 | \$17,050 | \$0 | \$17,050 |
| Other Charges | \$285,188 | \$325,864 | \$273,751 | \$0 | \$273,751 |
| Fixed Assets | \$0 | \$0 | \$0 | \$0 | \$0 |
| Other Financing Uses | \$0 | \$0 | \$0 | \$0 | \$0 |
| Equity | \$0 | \$0 | \$0 | \$0 | \$0 |
| Intrafund | \$0 | \$0 | \$0 | \$0 | \$0 |
| Contingencies | \$0 | \$0 | \$0 | \$0 | \$0 |
| Gross Costs | \$724,755 | \$565,207 | \$447,366 | \$0 | \$447,366 |
| Fund Balance | (\$2,700,991) | \$0 | (\$105,134) | \$0 | (\$105,134) |
| Net County Cost | \$1,254,087 | \$300,000 | \$300,000 | \$0 | \$300,000 |

*Net county cost carryover savings included in the 2015-2016 Adopted Final Budget is \$0.

PROGRAM DISCUSSION

At the proposed level of funding, the Department will provide mandated medical and dental services to the anticipated number of eligible program beneficiaries. The primary funding sources for Budget Year 2016-2017 are expected to be \$300,000 in County Match as well as funding from the Children and Families Commission for the Healthy Cubs program.

With the implementation of the Medi-Cal expansion component of the ACA, the majority of the medically indigent adult program population (approximately 98%) gained eligibility in the Medi-Cal Program. As a result of the anticipated change, the State redirected a portion of the 1991 Health Realignment funds based on the assumption that counties would have fewer costs related to their MIA programs. Based on this change, IHCP implemented significant changes in Fiscal Year 2014-2015 and

using a phased-in approach decreased staffing, services and supplies, as well as medical services in anticipation of the decreased demand for medical and dental services.

Although the MIA enrollment has been lower than previously anticipated, the Department continues to budget for duties associated with the program, such as, but not limited to, the adjudication of claims as well as determination of applicant eligibility. Due to these responsibilities as well as unknowns, and potential liabilities in this emerging health reform environment, the Department recognizes that potential legislative changes at the Federal or State level could result in an upsurge in applications, enrollment and utilization.

While IHCP could face significant fiscal and/or program exposures during Budget Year 2016-2017 due to changes in the healthcare environment, the following potential exposure has been included in the budget:

- ◆ The Department has budgeted \$60,000 for the remaining potential exposure due to cases (previous years' MIA enrollees) pending a disability determination, which if denied by Social Security, would become an obligation of the MIA program.

At this time, the Department is anticipating ending Budget Year 2016-2017 in a neutral position; however, actual costs would be based on the actual applicants, enrollment and utilization of covered services.

The Department will continue to monitor the continued development and implementation of the ACA and evaluate any fiscal impact to the program. If needed, the Department will recommend necessary adjustments at a quarterly budget update.

Healthy Cubs Program (HCUBS)

The Healthy Cubs funding award has decreased significantly over the years as requested by the program due to efficiencies in operation (particularly funds recovery). Compliance with Healthy Cubs policies and the countywide efforts of other programs to enroll uninsured families in other health care plans have contributed, in a positive way, to the decrease in children 0-5 and pregnant women needing the Healthy Cubs program in order to continue to access care. The budgeted expenditures in the proposed budget for Budget Year 2016-2017 have been projected at \$37,500 and are fully offset by estimated revenue of \$37,500.

The HCUBS program continues to require that applicants provide proof of income and Stanislaus County residency. In addition, the applicant is required to apply for other health coverage and show proof of application and subsequent denial prior to receiving coverage under the Healthy Cubs Program. The Department continues outreach and education efforts regarding both the Medi-Cal program as well as the Healthy Cubs program. The Department will continue to monitor the impacts resulting from the Federal Health Care Reform and Health Care changes in California resulting from the anticipated Federal approval of the next Five-Year 1115 Waiver. Under the Federal Health Care Reform plan, a significant number of beneficiaries receiving Healthy Cubs benefits in the past now qualify for Medi-Cal. Effective May 1, 2016, Senate Bill 75 made available full scope Medi-Cal benefits for individuals under the age of 19 who do not meet satisfactory immigration status but meet all other eligibility requirements for the Medi-Cal program. These new Medi-Cal beneficiaries will be mandatorily enrolled into managed care based on their county of residence. The Healthy Cubs program will continue to be available for children 0-5 years of age whose household family income falls between 139% and 300% of the Federal poverty levels and pregnant women who have restricted Medi-Cal pregnancy related benefits that may require other primary health care coverage not available through the restricted Medi-Cal scope of benefits.

STAFFING IMPACTS

Total current authorized positions— 0

RECOMMENDED PROPOSED BUDGET

It is recommended that a budget of \$447,366 be approved for Health Services Agency – Indigent Health Care Program. This budget is funded from \$252,500 in estimated department revenue,

\$300,000 in Mandated County Match contribution from the General Fund resulting in a \$105,134 return to departmental fund balance.

Total recommended authorized positions— 0



HUMAN SERVICES
Health

HEALTH SERVICES AGENCY—INDIGENT HEALTH CARE PROGRAM (IHCP)
EMERGENCY MEDICAL SERVICES HOSPITAL

Budget Unit 1434 1500010
Special Revenue Fund

SERVICES PROVIDED

The Health and Safety Code requires the County to establish an Emergency Medical Services (EMS) Fund, upon adoption of a resolution by the Board of Supervisors. 25% of the balance of the fund shall be distributed only to hospitals providing disproportionate trauma and emergency medical care services.

To provide these services, the County contracts with hospitals within the County. These services are paid from a dedicated State funding source known as Senate Bill (SB) 12/612 Maddy Funds.

FUND/CASH BALANCE

As of July 1, 2016, the Health Services Agency – Indigent Health Care Program (IHCP) Emergency Medical Services Hospital projects the fund balance to be \$231,830, as compared to the July 1, 2015 fund balance of \$133,038. The variance is due to the timing differences between recognizing (accruing) for expenditures for Fiscal Year 2015-2016 and processing the hospital payments which are usually six months in arrears.

As of July 1, 2016, the fund is projected to have a cash balance of \$433,000, as compared to the July 1, 2015 cash balance of \$333,508. The variance of \$99,492 in cash balance is due to perpetual timing differences between service reimbursement revenue and actual incurred costs. Revenue for prior year expenditures are typically six months in arrears.

The difference between fund balance and cash balance is due to accrual based accounting, whereby fund balance is tied up and/or reported for Non-Spendable Assets.

| Health Services Agency - IHCP EMS Hospital | | | | | |
|---|-----------------------------|--|--|--|--|
| Classification | 2014-2015 Actual | 2015-2016 Adopted Final Budget* | 2016-2017 Requested Proposed Budget | 2016-2017 Recommended Adjustments | 2016-2017 Recommended Proposed Budget |
| Taxes | \$0 | \$0 | \$0 | \$0 | \$0 |
| Licenses, Permits, Franchises | \$0 | \$0 | \$0 | \$0 | \$0 |
| Fines, Forfeitures, Penalties | \$236,645 | \$226,000 | \$200,000 | \$0 | \$200,000 |
| Revenue from use of Assets | \$1,830 | \$2,000 | \$2,000 | \$0 | \$2,000 |
| Intergovernmental Revenue | \$0 | \$0 | \$0 | \$0 | \$0 |
| Charges for Service | \$0 | \$0 | \$0 | \$0 | \$0 |
| Miscellaneous Revenue | \$0 | \$0 | \$0 | \$0 | \$0 |
| Other Financing Sources | \$0 | \$0 | \$0 | \$0 | \$0 |
| Total Revenue | \$238,475 | \$228,000 | \$202,000 | \$0 | \$202,000 |
| Salaries and Benefits | \$0 | \$0 | \$0 | \$0 | \$0 |
| Services and Supplies | \$226,169 | \$228,000 | \$202,000 | \$0 | \$202,000 |
| Other Charges | \$0 | \$0 | \$0 | \$0 | \$0 |
| Fixed Assets | \$0 | \$0 | \$0 | \$0 | \$0 |
| Other Financing Uses | \$0 | \$0 | \$0 | \$0 | \$0 |
| Equity | \$0 | \$0 | \$0 | \$0 | \$0 |
| Intrafund | \$0 | \$0 | \$0 | \$0 | \$0 |
| Contingencies | \$0 | \$0 | \$0 | \$0 | \$0 |
| Gross Costs | \$226,169 | \$228,000 | \$202,000 | \$0 | \$202,000 |
| Fund Balance | (\$12,306) | \$0 | \$0 | \$0 | \$0 |
| Net County Cost | \$0 | \$0 | \$0 | \$0 | \$0 |

*Net county cost carryover savings included in the 2015-2016 Adopted Final Budget is \$0.

PROGRAM DISCUSSION

At the proposed level of funding, the Department can provide \$202,000 in reimbursement to hospitals for uncompensated emergency medical services and pediatric trauma services. The revenues used to pay for these services comes from SB 12/612 Maddy Funds, which include fines and fees collected by the Courts. The program anticipates that this fund will be fully funded for Budget Year 2016-2017.

Existing law, until January 1, 2017, authorizes county boards of supervisors to elect to levy an additional penalty, for deposit into the EMS Fund, in the amount of \$2 for every \$10 upon fines, penalties, and forfeitures collected for criminal offenses. Staff are currently monitoring SB 867 (Roth) which would extend the operative date of the provisions indefinitely.

STAFFING IMPACTS

Total current authorized positions— 0

RECOMMENDED PROPOSED BUDGET

It is recommended that a budget of \$202,000 be approved for the Health Services Agency – Indigent Health Care Program Emergency Medical Services Hospital and is funded from \$202,000 in estimated department revenue.

Total recommended authorized positions— 0



HUMAN SERVICES
Health

HEALTH SERVICES AGENCY—INDIGENT HEALTH CARE PROGRAM (IHCP)
EMERGENCY MEDICAL SERVICES PHYSICIANS

Budget Unit 1435 1500020
Special Revenue Fund

SERVICES PROVIDED

The Health and Safety Code requires the County to establish an Emergency Medical Services (EMS) Fund, upon adoption of a resolution by the Board of Supervisors. 58% percent of the balance of the fund shall be used to reimburse physicians and surgeons for patients who do not make payment for emergency medical services.

To provide these services, the County contracts with Stanislaus Medical Foundation for Medical Care to administer the monies allocated to physicians for an administrative fee of 8.25%. These services are paid from a dedicated State funding source known as Senate Bill 12/612 Maddy Funds.

FUND/CASH BALANCE

As of July 1, 2016, the Health Services Agency – Indigent Health Care Program (IHCP) Emergency Medical Services Physicians fund projects the fund balance to be \$51,978, as compared to the July 1, 2015 fund balance of \$31,725. The variance is due to the changes in anticipated revenues from Court fines and fees. Senate Bill (SB) 191 authorized county boards of supervisors to elect to levy an additional penalty, for deposit in the EMS Funds, in the amount of \$2 for every \$10 upon fines, penalties, and forfeitures collected for criminal offenses.

As of July 1, 2016, the fund is projected to have a cash balance of \$135,000, as compared to the July 1, 2015 cash balance of \$123,700. The variance is due to a projected increase in court fine fees and penalties.

The difference between fund balance and cash balance is due to accrual based accounting, whereby fund balance is tied up and/or reported for Non-Spendable Assets.

| Health Services Agency - IHCP EMS Physicians | | | | | |
|---|-----------------------------|--|--|--|--|
| Classification | 2014-2015 Actual | 2015-2016 Adopted Final Budget* | 2016-2017 Requested Proposed Budget | 2016-2017 Recommended Adjustments | 2016-2017 Recommended Proposed Budget |
| Taxes | \$0 | \$0 | \$0 | \$0 | \$0 |
| Licenses, Permits, Franchises | \$0 | \$0 | \$0 | \$0 | \$0 |
| Fines, Forfeitures, Penalties | \$473,316 | \$445,000 | \$406,000 | \$0 | \$406,000 |
| Revenue from use of Assets | (\$736) | \$500 | \$500 | \$0 | \$500 |
| Intergovernmental Revenue | \$0 | \$0 | \$0 | \$0 | \$0 |
| Charges for Service | \$0 | \$0 | \$0 | \$0 | \$0 |
| Miscellaneous Revenue | \$0 | \$0 | \$0 | \$0 | \$0 |
| Other Financing Sources | \$0 | \$0 | \$0 | \$0 | \$0 |
| Total Revenue | \$472,580 | \$445,500 | \$406,500 | \$0 | \$406,500 |
| Salaries and Benefits | \$0 | \$0 | \$0 | \$0 | \$0 |
| Services and Supplies | \$728,131 | \$445,500 | \$456,500 | \$0 | \$456,500 |
| Other Charges | \$0 | \$0 | \$0 | \$0 | \$0 |
| Fixed Assets | \$0 | \$0 | \$0 | \$0 | \$0 |
| Other Financing Uses | \$0 | \$0 | \$0 | \$0 | \$0 |
| Equity | \$0 | \$0 | \$0 | \$0 | \$0 |
| Intrafund | \$0 | \$0 | \$0 | \$0 | \$0 |
| Contingencies | \$0 | \$0 | \$0 | \$0 | \$0 |
| Gross Costs | \$728,131 | \$445,500 | \$456,500 | \$0 | \$456,500 |
| Fund Balance | \$255,551 | \$0 | \$50,000 | \$0 | \$50,000 |
| Net County Cost | \$0 | \$0 | \$0 | \$0 | \$0 |

*Net county cost carryover savings included in the 2015-2016 Adopted Final Budget is \$0.

PROGRAM DISCUSSION

At the proposed level of funding, the Department will continue to provide \$456,950 in reimbursement for physician emergency related services. The revenue used to pay for these services comes from Senate Bill 12/612 Maddy Funds, which include fines and fees collected by the courts and fund balance. The program anticipates that this fund will be fully funded for Budget Year 2016-2017.

Existing law, until January 1, 2017, authorizes county boards of supervisors to elect to levy an additional penalty, for deposit into the EMS Fund, in the amount of \$2 for every \$10 upon fines, penalties, and forfeitures collected for criminal offenses. Staff is currently monitoring SB 867 (Roth) which would extend the operative date of the provisions indefinitely.

STAFFING IMPACTS

Total current authorized positions— 0

RECOMMENDED PROPOSED

It is recommended that a budget of \$456,500 be approved for Health Services Agency – Indigent Health Care Program Emergency Medical Services Physicians and is funded by \$406,500 in estimated department revenue and \$50,000 of departmental fund balance.

Total recommended authorized positions— 0



HEALTH SERVICES AGENCY—PUBLIC HEALTH

Budget Unit 1402 1200001

Special Revenue Fund

SERVICES PROVIDED

The Public Health Division has the responsibility of assessing, measuring, reporting and monitoring the health status of the community. The outcome of community assessments and input as it relates to the Ten Essential Public Health Services determines how the Division targets its focus for health improvement. Current Public Health services include:

1. Community Health Services (CHS) consisting of traditional field public health nursing and case management, including Healthy Birth Outcomes (Children and Families Commission), Childhood Lead Poisoning Prevention Program (CLPPP), High Risk Maternal Child Health, and Nurse Family Partnership (NFP), a nationally recognized, evidence based home visitation program;
2. Maternal Child and Adolescent Health (MCAH) includes coordination of services, outreach, education, teen pregnancy prevention, Sudden Infant Death Syndrome (SIDS) prevention, and car seat safety and use;
3. Children's Medical Services, includes Child Health and Disability Prevention (CHDP) program administration for the County, California Children's Services (CCS) for case management of Medi-Cal children with acute and chronic disabilities, and the Medical Therapy Program for provision of physical and occupational therapy services to the CCS population coordinated with the County Office of Education at special units on site at Sonoma and Turlock elementary schools;
4. Health Promotion programs, including the Women, Infants and Children (WIC) program which provides nutrition education, breastfeeding promotion and support, food vouchers for nutritious foods and referrals to health care and other support services, Nutrition Education & Obesity Prevention (NEOP) which main goals are to improve the likelihood that persons eligible for CalFresh will make healthy food choices within a limited budget and choose physically active lifestyles, Tobacco Control, and nutrition consultant services;
5. Communicable Disease prevention and control, including Refugee Health, Immunizations, Tuberculosis, and Sexually Transmitted Diseases (including HIV/AIDS); consists of disease surveillance to promptly identify, prevent, and stop further transmission of contagious diseases that pose a threat to the public;
6. Emergency Preparedness and Public Health Laboratory consisting of ongoing disease surveillance, diagnosis of new and recurring infectious and zoonotic diseases, environmental testing, toxicology, and responding to bioterrorism threats and public health emergencies; also includes coordinating with medical health partners and stakeholders in the community (clinics, hospitals, skilled nursing, EMS, Office of Emergency Services, etc.) to carry out emergency planning, trainings, drills and exercises to enhance all hazards preparedness; and
7. Community Assessment Planning and Evaluation (CAPE), which includes Public Health Accreditation, monitoring incidence of reportable communicable diseases in the community in order to prevent their spread; monitoring and analyzing trends in acute and chronic health conditions in order to provide information to the health community at large, the public, and news media. CAPE oversees evaluation of Public Health programs and provides data and recommendations for strategic planning and other decisions. In addition, the division has responsibility for registering County births and deaths and issuing associated certificates and permits. The Community Health

Assessment and Community Health Improvement Plan (Framework for a Thriving Stanislaus) are coordinated by CAPE.

The majority of these Public Health (PH) services are categorical programs funded by State and Federal sources. However, all employees are trained in emergency preparedness and are the first line of defense against health threats, natural disaster, terrorism, and/or manmade events. Public Health employees fill dual roles – categorical programs and disaster response.

FUND/CASH BALANCE

As of July 1, 2016, the Health Services Agency – Public Health projects the fund balance to be \$7,513,771, as compared to the July 1, 2015 fund balance of \$7,185,433. The variance is due to an increase in allocated grant revenues and claiming methodologies for various Public Health programs.

As of July 1, 2016, the fund is projected to have a cash balance of \$5,004,003, as compared to the July 1, 2015 cash balance of \$4,321,291. The variance is due to the timing difference of recognizing revenue and collection of the receivables for Fiscal Year 2015-2016.

The difference between fund balance and cash balance is due to accrual based accounting, whereby fund balance is tied up and/or reported for Non-Spendable Assets such as prepaid items, Deferred Revenues, Accounts Receivables and Payables.

| Health Services Agency - Public Health | | | | | |
|---|-----------------------------|--|--|--|--|
| Classification | 2014-2015 Actual | 2015-2016 Adopted Final Budget* | 2016-2017 Requested Proposed Budget | 2016-2017 Recommended Adjustments | 2016-2017 Recommended Proposed Budget |
| Taxes | \$0 | \$0 | \$0 | \$0 | \$0 |
| Licenses, Permits, Franchises | \$12,173 | \$10,000 | \$14,000 | \$0 | \$14,000 |
| Fines, Forfeitures, Penalties | \$0 | \$0 | \$0 | \$0 | \$0 |
| Revenue from use of Assets | \$1,504 | \$0 | \$0 | \$0 | \$0 |
| Intergovernmental Revenue | \$12,327,290 | \$14,894,192 | \$14,893,351 | \$0 | \$14,893,351 |
| Charges for Service | \$4,070,936 | \$4,141,424 | \$4,091,623 | \$0 | \$4,091,623 |
| Miscellaneous Revenue | \$24,916 | \$43,160 | \$39,185 | \$0 | \$39,185 |
| Other Financing Sources | \$4,402,723 | \$5,204,785 | \$4,322,445 | \$0 | \$4,322,445 |
| Total Revenue | \$20,839,542 | \$24,293,561 | \$23,360,604 | \$0 | \$23,360,604 |
| Salaries and Benefits | \$13,315,421 | \$17,472,375 | \$16,752,405 | \$0 | \$16,752,405 |
| Services and Supplies | \$3,221,775 | \$4,270,746 | \$4,063,297 | \$0 | \$4,063,297 |
| Other Charges | \$663,733 | \$681,195 | \$697,471 | \$0 | \$697,471 |
| Fixed Assets | | | | | |
| Equipment | \$261,108 | \$0 | \$100,000 | \$0 | \$100,000 |
| Other Financing Uses | \$309,144 | \$313,657 | \$320,657 | \$0 | \$320,657 |
| Equity | \$0 | \$0 | \$0 | \$0 | \$0 |
| Intrafund | \$3,144,423 | \$3,538,141 | \$3,780,752 | \$0 | \$3,780,752 |
| Contingencies | \$0 | \$0 | \$0 | \$0 | \$0 |
| Gross Costs | \$20,915,604 | \$26,276,114 | \$25,714,582 | \$0 | \$25,714,582 |
| Fund Balance | (\$1,905,240) | (\$371,425) | \$0 | \$0 | \$0 |
| Net County Cost | \$1,981,302 | \$2,353,978 | \$2,353,978 | \$0 | \$2,353,978 |

*Net county cost carryover savings included in the 2015-2016 Adopted Final Budget is \$0.

PROGRAM DISCUSSION

At the proposed level of funding, the Department can maintain the current level of service. Public Health (PH) is funded through grants, awards, 1991 Health Realignment and County mandated match dollars totaling \$25.7 million. These funds protect and improve the health of County residents through the provision of Public Health services and legally mandated programs through clinical, community, and population based strategies.

In 2014, the Public Health Nurse (PHN) job classification received salary adjustments to improve retention and recruitment. While this was somewhat successful in recruiting PHNs in 2015, there has been a dramatic decrease in applications since the beginning of 2016. As the economy has improved, competition between County health departments for skilled professionals is a factor. Combined with

retirements and an aging workforce we are concerned about maintaining service levels in several programs and fulfilling contractual obligations for nurses with the Community Service Agency.

Through careful planning and analysis, management has determined that particular areas are in need of revisions and additions to staffing resources in order to address compliance issues in reporting and caseload based services, as well aiding in the public health efforts aimed at the identification and prevention of disease.

The Health Services Agency - Public Health Division is requesting the following staffing changes:

- ◆ One new Social Worker IV position to serve 50% as the Perinatal Substance Use Coordinator and 50% in the field visit programs for it's high risk and vulnerable pregnant and parenting families
- ◆ Restore a Public Health Nurse III (PHN III) position to serve in the Lead Nurse position over Public Health Clinical Services in the 820 Building while supervising other PHNs and Staff Nurses
- ◆ Restore an Admin Clerk II position to bring staffing levels up to standards in order to handle the volume of requests for the birth and death certificates
- ◆ Unfund a Staff Nurse III position
- ◆ Unfund an Account Clerk II position
- ◆ Reclassify one Manager IV to an Associate Director position as the current scope of responsibility matches that of an Assistant Director including the following: oversight of PH Laboratory, Community Assessment Planning and Evaluation (CAPE), Emergency Preparedness, Health Promotion (WIC Program), and serves as the Public Information Officer for the Health Service Agency

STAFFING IMPACTS

Total current authorized positions— 185

The Department is requesting to add one new Social Worker IV position to serve as the Perinatal Substance Use Coordinator. The coordinator will provide case management and short term treatment services to high risk and vulnerable pregnant and parenting families in the home. This position will be funded by revenue generated through the Targeted Case Management program.

The Department is also requesting to restore one unfunded Public Health Nurse III position and one unfunded Administrative Clerk II position. The Public Health Nurse III position will serve in a Lead Nurse capacity over Public Health Clinical Services. The Administrative Clerk II position will restore staffing levels to adequately respond to customer requests for birth and death certificates.

The Department is further requesting to unfund one vacant Staff Nurse III position and unfund one vacant Account Clerk II position. The Department no longer requires these full-time positions to meet the staffing needs of the Department.

The Department is also requesting to reclassify one Manager IV upward to an Assistant Director position due to a change in job duties and responsibilities. The Department is further requesting to add a new Epidemiologist classification series and to add a new position.

RECOMMENDED PROPOSED BUDGET

It is recommended that a budget of \$25,714,582 be approved for Health Services Agency – Public Health. This budget is funded by \$23,360,604 in estimated departmental revenue and a \$2,353,978 Mandated Match contribution from the General Fund.

It is also recommended to add one new Social Worker IV position, restore one unfunded Public Health Nurse III position and one unfunded Administrative Clerk II position, and unfund one Staff Nurse III and one Account Clerk II position. It is also recommended to study the request to reclassify one Manager IV to an Assistant Director position, and study the request to add a new Epidemiologist classification series and new position.

Total recommended authorized positions— 186

STANISLAUS COUNTY, CALIFORNIA
Budget Year 2016-2017
HUMAN SERVICES
Health



HEALTH SERVICES AGENCY—PUBLIC HEALTH-VITAL AND HEALTH STATISTICS

Budget Unit 1428 1250001
Special Revenue Fund

SERVICES PROVIDED

The Office of Vital Records reviews and registers all births, deaths, and fetal deaths that occur in Stanislaus County in accordance with State guidelines. All original certificates are transmitted weekly to the State Office of Vital Records (OVR). Certified copies are issued when a request is received in the Vital Records office along with the properly completed forms and the current fee. The information that is collected from these records provides valuable health and research data. This data allows health authorities a means of studying and evaluating health programs; provides information to government agencies for research; and provides information for population estimates and maternal and child health activities.

FUND/CASH BALANCE

As of July 1, 2016, Health Services Agency – Public Health-Vital Health Statistics projects the fund balance to be \$693,913, as compared to the July 1, 2015 fund balance of \$653,154. The variance is due to anticipated increase in user demand for services in Budget Year 2016-2017.

As of July 1, 2016, the fund is projected to have a cash balance of \$693,913, as compared to the July 1, 2015 cash balance of \$653,154. The variance is due to a projected increase in user demand for vital records services. Cash is consistent with fund balance.

| Health Services Agency - PH Vital and Health Statistics | | | | | |
|--|-----------------------------|--|--|--|--|
| Classification | 2014-2015 Actual | 2015-2016 Adopted Final Budget* | 2016-2017 Requested Proposed Budget | 2016-2017 Recommended Adjustments | 2016-2017 Recommended Proposed Budget |
| Taxes | \$0 | \$0 | \$0 | \$0 | \$0 |
| Licenses, Permits, Franchises | \$0 | \$0 | \$0 | \$0 | \$0 |
| Fines, Forfeitures, Penalties | \$0 | \$0 | \$0 | \$0 | \$0 |
| Revenue from use of Assets | \$0 | \$0 | \$0 | \$0 | \$0 |
| Intergovernmental Revenue | \$0 | \$0 | \$0 | \$0 | \$0 |
| Charges for Service | \$53,638 | \$50,000 | \$62,000 | \$0 | \$62,000 |
| Miscellaneous Revenue | \$0 | \$0 | \$0 | \$0 | \$0 |
| Other Financing Sources | \$0 | \$0 | \$0 | \$0 | \$0 |
| Total Revenue | \$53,638 | \$50,000 | \$62,000 | \$0 | \$62,000 |
| Salaries and Benefits | \$0 | \$0 | \$0 | \$0 | \$0 |
| Services and Supplies | \$0 | \$0 | \$0 | \$0 | \$0 |
| Other Charges | \$0 | \$0 | \$0 | \$0 | \$0 |
| Fixed Assets | \$0 | \$0 | \$0 | \$0 | \$0 |
| Other Financing Uses | \$11,059 | \$20,000 | \$15,000 | \$0 | \$15,000 |
| Equity | \$0 | \$0 | \$0 | \$0 | \$0 |
| Intrafund | \$0 | \$0 | \$0 | \$0 | \$0 |
| Contingencies | \$0 | \$0 | \$0 | \$0 | \$0 |
| Gross Costs | \$11,059 | \$20,000 | \$15,000 | \$0 | \$15,000 |
| Fund Balance | (\$42,579) | (\$30,000) | (\$47,000) | \$0 | (\$47,000) |
| Net County Cost | \$0 | \$0 | \$0 | \$0 | \$0 |

*Net county cost carryover savings included in the 2015-2016 Adopted Final Budget is \$0.

PROGRAM DISCUSSION

At the proposed level of funding, the Department can maintain a comparable level of services consistent with the Fiscal Year 2015-2016 Final Budget. The Stanislaus County Public Health Vital Records Department has established a Vital and Health Statistics Special Revenue Fund pursuant to Health and Safety Code Section 103625(f). Section 103625(g) provides that 45% of each \$4.00 collected is to be forwarded to the State Registrar; the local official charged with collection of the fee may retain the remaining portion. The Vital and Health Statistics Fund is not designed to provide funding for services or positions. Appropriate uses for revenues include the improvement and modernization of vital record operations, the automation and technical support of vital record systems and the collection and analysis of health related birth and death certificate information.

STAFFING IMPACTS

Total current authorized positions— 0

RECOMMENDED PROPOSED BUDGET

It is recommended that a budget of \$15,000 be approved for Health Services Agency – Public Health Vital and Health Statistics. This budget is funded from \$62,000 in estimated department revenue and will result in a positive contribution to departmental fund balance of \$47,000.

Total recommended authorized positions— 0



A Strong Local Economy

Alliance Worknet
CEO-Economic Development Bank
Library

A Strong Local Economy

INTRODUCTION

An important role that County government plays in creating a strong local economy is to promote, protect, and sustain agricultural economies while providing for broader, more diversified economic opportunities. Diversification will strengthen the local economy and provide for a better, more stable, quality of life for residents. Helping to facilitate the creation of jobs for the people of Stanislaus County is imperative for the community to prosper and grow. Pursuing the planning and development process for the Crows Landing Industrial Business Park Project on the 1,528-acre former Crows Landing Air Facility in Stanislaus County, and developing a competitive and diverse workforce, are core economic development and job creation objectives for our community.



- ◆ The Alliance Worknet provides a wide range of employment and training services to the community through a variety of programs funded under the Workforce Innovation and Opportunity Act (WIOA). This funding is used to assist area employers with their employment needs; and
- ◆ Promoting literacy community-wide is another core economic development infrastructure. The Stanislaus County Library provides educational and recreational opportunities to the community, including access to reference and reader's advisory help, weekly story times at all branches and children's programs throughout the year. Online databases and reference services are available at any time from any internet link.

BUDGET YEAR 2016-2017 ISSUES

The 2016-2017 Proposed Budget recommends \$31,091,045 in appropriations for this priority area. These expenditures are funded by a combination of \$29,701,277 in department revenue, \$491,810 in revenue from the General Fund and \$897,958 in fund balance.



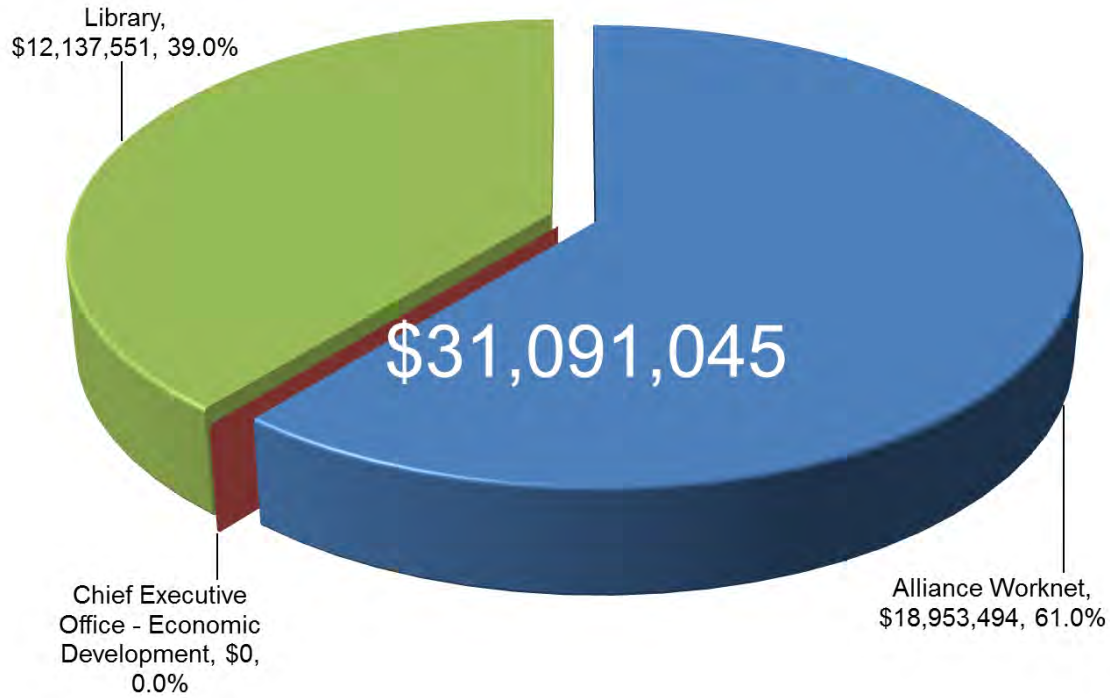
Alliance Worknet will begin experiencing the effects of the Workforce Innovation and Opportunity Act (WIOA) requirements in Budget Year 2016-2017. WIOA is requiring the Department to procure Business Services, One Stop Operator Services and Career Services. The Business Services procurement has taken place and will be provided through a vendor beginning July 2016, therefore requiring a Reduction-in-Force (RIF) of six positions. Additionally, the Department

will begin the Request for Proposals process for the procurement of One Stop Operator and Career Services during the Budget Year with a corresponding RIF to ensure full compliance with WIOA by July 1, 2017.

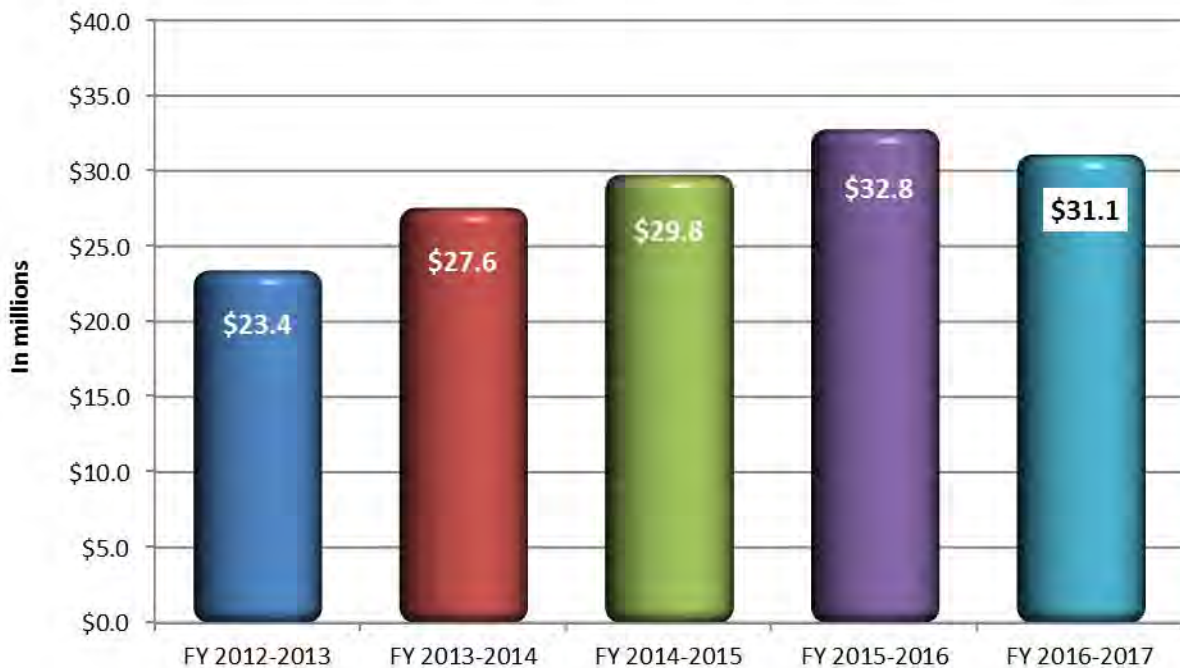
The Library is primarily funded by a voter approved 1/8-cent sales tax, which represents approximately 87% of the Library's total revenue to support the Library operations in Budget Year 2016-2017. The voter approved 1/8-cent sales tax sunsets on June 30, 2018. In Budget Year 2016-2017, the Library will increase its hours and will be open on Fridays at an estimated cost of \$600,000 annually, beginning in July 2016.



A Strong Local Economy Recommended Appropriations Budget Year 2016-2017



Five Year Comparison of Appropriations



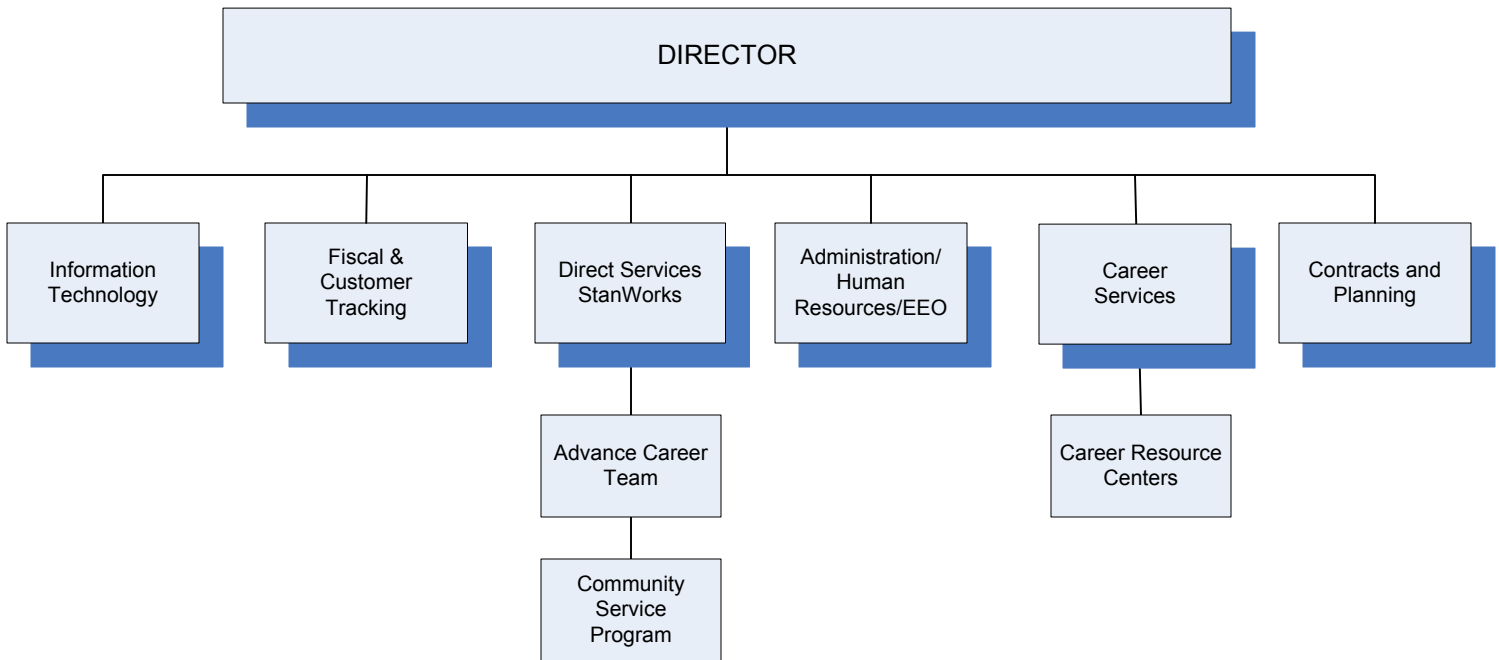


A Strong Local Economy

Summary of Budget Appropriations

| Page | | | | Recommended 2016-2017 |
|---|-------------|------------|---------------------------|--------------------------|
| ALLIANCE WORKNET | | | | \$18,953,494 |
| | Fund | Org | | |
| 320 | 1320 | 0033100 | Alliance Worknet | \$8,231,752 |
| 323 | 1317 | 0033900 | StanWORKs | \$10,721,742 |
| CHIEF EXECUTIVE OFFICE--ECONOMIC DEVELOPMENT | | | | \$0 |
| | Fund | Org | | |
| 325 | 0105 | 0015291 | Economic Development Bank | \$0 |
| LIBRARY | | | | \$12,137,551 |
| | Fund | Org | | |
| 329 | 1651 | 0037000 | Library | \$12,137,551 |
| TOTAL | | | | \$31,091,045 |

**STANISLAUS COUNTY
ALLIANCE WORKNET**



Revised March 2016

STANISLAUS COUNTY, CALIFORNIA
Budget Year 2016-2017
HUMAN SERVICES
Other Assistance



ALLIANCE WORKNET
Kristie Santos, Director

BUDGET AT A GLANCE

| | |
|---------------------------------------|--------------|
| Gross Costs | \$18,953,494 |
| Total Revenue | \$18,953,494 |
| Fund Balance/Retained Earnings | \$0 |
| Net County Cost | \$0 |
| Total Recommended Staffing | 90 |
| % Funded by Local Discretionary Funds | 0.0% |

MISSION STATEMENT

Dedicated to developing a skilled workforce that strengthens businesses and contributes to the economic success of our community.

ACCOMPLISHMENTS AND OBJECTIVES

The Accomplishments of Fiscal Year 2015-2016 and Objectives for Budget Year 2016-2017 for the Alliance Worknet include:

**FISCAL YEAR 2015-2016
 ACCOMPLISHMENTS**

- ◆ To meet employer needs for a trained skilled workforce, the Alliance Worknet approved/sponsored 180 Workforce Innovation and Opportunity Act (WIOA) customers to attend vocational training for an occupation that is in high demand. Ninety six percent (173) of the customers received a recognized certificate of completion, and/or formal certification or a business license.
- ◆ To move towards self-sufficiency, 550 WIOA customers obtained employment averaging an hourly wage of \$14.16.
- ◆ In partnership with the Community Services Agency and subcontractor partner agencies, Alliance Worknet served 4,181 customers in Job Preparation Workshops.
- ◆ Alliance Worknet coordinated with local private and non-profit sector employers to place 2,042 Stanislaus County residents into paid and unpaid work experience positions around the County.

**BUDGET YEAR 2016-2017
 OBJECTIVES**

- ◆ Prepare and release a Request for Proposals (RFP) for Workforce Innovation and Opportunity Act (WIOA) Career and One-Stop Services. Alliance Worknet will be transitioning to a new service delivery system as well.
- ◆ Ensure WIOA internal services and contracted services are fully migrated to the State CalJOBS Database and workforce management system.
- ◆ Prepare for and ensure WIOA transitional process has minimal impact to customer base.
- ◆ Ensure new Workforce Development Board is well-orientated in their role and responsibilities and has a good understanding of WIOA rule, requirements and departmental services.

BUDGETS WITHIN THE ALLIANCE WORKNET INCLUDE:

- ◆ Alliance Worknet
- ◆ StanWORKs

STANISLAUS COUNTY, CALIFORNIA
Budget Year 2016-2017
HUMAN SERVICES
Other Assistance



ALLIANCE WORKNET
Budget Unit 1320 0033100
Special Revenue Fund

SERVICES PROVIDED

The Alliance Worknet (AW) provides a wide range of employment and training services to the community through various programs funded under the Workforce Innovation and Opportunity Act (WIOA) that include three Resource Centers, located in accessible areas throughout the community and provide job search assistance to the public. In addition, workshops are offered to assist with resume development, interviewing skills, and job retention. For those needing more assistance in finding employment, the department provides intensive career counseling, work experience, and on-the-job training assistance as well as referral to vocational training programs. To assist area employers, the Alliance Worknet will be procuring for Business Services from a vendor who will visit area businesses in an effort to help them with their employment needs, as well as retention, expansion, business counseling, and other employer services.

FUND/CASH BALANCE

As of July 1, 2016, the Alliance Worknet projects the fund balance to be \$1,071,116, as compared to the July 1, 2015 fund balance of \$1,176,397. The decrease is due to expected fund balance utilization to cover a shortage in grant funds in Fiscal Year 2015-2016.

As of July 1, 2016, the fund is projected to have a cash balance of \$744,365, as compared to the July 1, 2015 cash balance of \$791,259. The decrease is due to timing differences of state reimbursements and actual incurred costs. The difference between fund balance and cash balance is due to non-cash items listed on the balance sheet such as receivables and payables.

| Alliance Worknet | | | | | |
|-------------------------------|-----------------------------|--|--|--|--|
| Classification | 2014-2015 Actual | 2015-2016 Adopted Final Budget* | 2016-2017 Requested Proposed Budget | 2016-2017 Recommended Adjustments | 2016-2017 Recommended Proposed Budget |
| Taxes | \$0 | \$0 | \$0 | \$0 | \$0 |
| Licenses, Permits, Franchises | \$0 | \$0 | \$0 | \$0 | \$0 |
| Fines, Forfeitures, Penalties | \$0 | \$0 | \$0 | \$0 | \$0 |
| Revenue from use of Assets | \$0 | \$0 | \$0 | \$0 | \$0 |
| Intergovernmental Revenue | \$7,090,223 | \$8,020,217 | \$7,651,083 | \$0 | \$7,651,083 |
| Charges for Service | \$734,783 | \$574,411 | \$580,669 | \$0 | \$580,669 |
| Miscellaneous Revenue | \$4,314 | \$242,000 | \$0 | \$0 | \$0 |
| Other Financing Sources | \$0 | \$0 | \$0 | \$0 | \$0 |
| Total Revenue | \$7,829,320 | \$8,836,628 | \$8,231,752 | \$0 | \$8,231,752 |
| Salaries and Benefits | \$4,709,048 | \$5,163,501 | \$4,315,561 | \$0 | \$4,315,561 |
| Services and Supplies | \$3,183,500 | \$3,810,699 | \$3,629,291 | \$0 | \$3,629,291 |
| Other Charges | \$251,691 | \$309,322 | \$276,900 | \$0 | \$276,900 |
| Fixed Assets | \$0 | \$0 | \$0 | \$0 | \$0 |
| Other Financing Uses | \$0 | \$0 | \$10,000 | \$0 | \$10,000 |
| Equity | \$0 | \$0 | \$0 | \$0 | \$0 |
| Intrafund | \$0 | \$0 | \$0 | \$0 | \$0 |
| Contingencies | \$0 | \$0 | \$0 | \$0 | \$0 |
| Gross Costs | \$8,144,239 | \$9,283,522 | \$8,231,752 | \$0 | \$8,231,752 |
| Fund Balance | \$314,919 | \$446,894 | \$0 | \$0 | \$0 |
| Net County Cost | \$0 | \$0 | \$0 | \$0 | \$0 |

*Net County Cost carryover savings included in the 2015-2016 Adopted Final Budget is \$0.

PROGRAM DISCUSSION

At the requested level of funding, the Department will maintain a consistent level of basic and career employment services to the general public through the career resource centers, case management/job coaching, training services and job-prep group workshops. These services will be competitively procured in accordance with the Workforce Innovation and Opportunity Act (WIOA). It is anticipated that the procurement and contract award will be implemented in March of 2017. The Department is using a phased implementation approach to WIOA in order to account for staffing impacts due to the Reduction-in-Force (RIF) processes as a result of the procurement of services.

Estimated revenue consists of WIOA formula allocations for Adult, Dislocated Worker, Youth and Rapid Response programs. These are projected to be in the amount of \$7,651,083. Included in this amount is a projected carryover of \$519,255 in unexpended WIOA funding that was allocated to the Department in Fiscal Year 2015-2016. Additional revenue includes \$580,669 in the Charges for Services category from the Department of Child Support Services' Pathways to Self-Sufficiency (PASS) grant.

Alliance Worknet will continue to implement the Workforce Innovation and Opportunity Act and will be competitively procuring Business Services, One Stop Operator Services and Career Services. A Request for Proposals (RFP) for Business Services was released in Fiscal Year 2015-2016. The selected vendor will begin performing these services no later than July 18, 2016 and up to \$900,000 in appropriations have been included in the Recommended Proposed Budget for Business Services.

As previously mentioned, procurement for all other services will take place with a contract award in March 2017 enabling full implementation by July 1, 2017. In addition, the Department is also in discussions with other community partners to complete the required WIOA Partner Memorandum of Understanding (MOU) and communicate new performance measures with existing contractors. These items are all mandated requirements under the new act and the department is actively working on these items to ensure compliance by July 1, 2017.

As a result of WIOA, during Budget Year 2016-2017, Alliance Worknet will begin transitioning from providing WIOA-related services to overseeing the use of WIOA funds and ensuring compliance with Federal regulations. As such, a Reduction-in-Force of six positions associated with Business Services

will take effect on July 18, 2016. An additional Reduction-in-Force coinciding with the procurement of One Stop Operator Services and Career Services will occur in 2017.

STAFFING IMPACTS

Total current authorized positions— 90

There are no requested changes to the current level of staffing.

RECOMMENDED PROPOSED BUDGET

It is recommended that a budget of \$8,231,752 be approved for Alliance Worknet. This budget is funded from \$8,231,752 in estimated department revenue.

Total recommended authorized positions— 90**

**As of the effective date of the 2016-2017 Proposed Budget, the total current allocated positions is 90. A previous agenda item was taken to the Board of Supervisors on April 5, 2016 that will reduce the position allocation by six positions due to the impact to Business Services. This will bring the allocation to 84 positions effective July 18, 2016.

STANISLAUS COUNTY, CALIFORNIA
Budget Year 2016-2017



HUMAN SERVICES
Other Assistance

ALLIANCE WORKNET—STANWORKS

Budget Unit 1317 0033900
 Special Revenue Fund

SERVICES PROVIDED

The Alliance Worknet (AW) provides a wide range of employment and training services for local Temporary Aid to Needy Families (TANF) recipients through a contract with the Community Services Agency (CSA). AW assists TANF customers with job searching, resume writing, and interviewing skills. Clients needing additional assistance in securing employment and leaving TANF are provided with intensive case management, paid and unpaid work experience, on-the-job training and individual referral to vocational training programs leveraging other dollars available.

FUND/CASH BALANCE

As of July 1, 2016, the Alliance Worknet - StanWORKs projects a zero fund balance to be as compared to the July 1, 2015 negative fund balance of \$1,558. The variance is due to the cost reimbursement contract with Community Services Agency.

As of July 1, 2016, the fund is projected to have a cash balance of \$47,511, as compared to the July 1, 2015 cash balance of \$14,194. The increase is due to timely submission of invoices and a quick turnaround in payment processing by CSA. The difference between fund balance and cash balance is due to the non-cash items listed on the balance sheet.

| Alliance Worknet - StanWORKs | | | | | |
|-------------------------------------|-----------------------------|--|--|--|--|
| Classification | 2014-2015 Actual | 2015-2016 Adopted Final Budget* | 2016-2017 Requested Proposed Budget | 2016-2017 Recommended Adjustments | 2016-2017 Recommended Proposed Budget |
| Taxes | \$0 | \$0 | \$0 | \$0 | \$0 |
| Licenses, Permits, Franchises | \$0 | \$0 | \$0 | \$0 | \$0 |
| Fines, Forfeitures, Penalties | \$0 | \$0 | \$0 | \$0 | \$0 |
| Revenue from use of Assets | \$0 | \$0 | \$0 | \$0 | \$0 |
| Intergovernmental Revenue | \$0 | \$0 | \$0 | \$0 | \$0 |
| Charges for Service | \$8,447,745 | \$10,721,742 | \$10,721,742 | \$0 | \$10,721,742 |
| Miscellaneous Revenue | \$0 | \$0 | \$0 | \$0 | \$0 |
| Other Financing Sources | \$0 | \$0 | \$0 | \$0 | \$0 |
| Total Revenue | \$8,447,745 | \$10,721,742 | \$10,721,742 | \$0 | \$10,721,742 |
| Salaries and Benefits | \$5,474,870 | \$8,315,163 | \$8,067,069 | \$0 | \$8,067,069 |
| Services and Supplies | \$2,108,148 | \$2,171,455 | \$2,455,673 | \$0 | \$2,455,673 |
| Other Charges | \$288,811 | \$235,124 | \$181,900 | \$0 | \$181,900 |
| Fixed Assets | \$0 | \$0 | \$0 | \$0 | \$0 |
| Other Financing Uses | \$0 | \$0 | \$17,100 | \$0 | \$17,100 |
| Equity | \$0 | \$0 | \$0 | \$0 | \$0 |
| Intrafund | \$0 | \$0 | \$0 | \$0 | \$0 |
| Contingencies | \$0 | \$0 | \$0 | \$0 | \$0 |
| Gross Costs | \$7,871,829 | \$10,721,742 | \$10,721,742 | \$0 | \$10,721,742 |
| Fund Balance | (\$575,916) | \$0 | \$0 | \$0 | \$0 |
| Net County Cost | \$0 | \$0 | \$0 | \$0 | \$0 |

*Net County Cost carryover savings included in the 2015-2016 Adopted Final Budget is \$0.

PROGRAM DISCUSSION

At the requested level of funding, Alliance Worknet expects to provide Welfare to Work (WTW or StanWORKs) related services to more than 4,000 Stanislaus County residents. Alliance Worknet will offer various workforce development services to assist StanWORKs program participants in gaining employment and moving toward self-sufficiency. Of the 4,000 Stanislaus County residents served, approximately 3,000 customers will receive Job Readiness services at four county locations (Modesto, Oakdale, Patterson and Turlock).

Alliance Worknet will also place participants in paid and unpaid work experience assignments as part of the Community Service, Subsidized Employment (Sub-E) and Expanded Subsidized Employment (ESE) programs. The goal is to sustain an average monthly enrollment of 300 participants between these two subsidized employment programs during program year 2016-2017. A key program objective is to assist WTW customers in gaining useful, marketable skills in public and private sector work experience assignments. Adult Basic Education (ABE) and High School Equivalency Testing preparation services will allow approximately 500 StanWORKs participants to receive remedial education and high school equivalency test preparation services.

This program operates via a contract with the Community Services Agency (CSA) and is funded through CSA's CalWORKs Allocation. Alliance Worknet provides required employment services to CSA's Welfare to Work customers (CalWORKs).

STAFFING IMPACTS

Total current authorized positions— 0

RECOMMENDED PROPOSED BUDGET

It is recommended that a budget of \$10,721,742 be approved for Alliance Worknet - StanWORKs. This budget is funded from \$10,721,742 in estimated department revenue.

Total recommended authorized positions— 0

STANISLAUS COUNTY, CALIFORNIA
Budget Year 2016-2017



FISCAL GENERAL SERVICES
Promotion

CHIEF EXECUTIVE OFFICE—ECONOMIC DEVELOPMENT BANK

Budget Unit 0105 0015291, 0107 0015292
 General Fund

SERVICES PROVIDED

The Board of Supervisors established the Economic Development Bank in 2001 for the purpose of providing resources for economic development projects throughout Stanislaus County. It has been the Board of Supervisors' intent that these funds be used by the nine cities and unincorporated communities to leverage other funding sources when available.

| Chief Executive Office - Economic Development Bank | | | | | |
|---|-----------------------------|--|--|--|--|
| Classification | 2014-2015 Actual | 2015-2016 Adopted Final Budget* | 2016-2017 Requested Proposed Budget | 2016-2017 Recommended Adjustments | 2016-2017 Recommended Proposed Budget |
| Taxes | \$0 | \$0 | \$0 | \$0 | \$0 |
| Licenses, Permits, Franchises | \$0 | \$0 | \$0 | \$0 | \$0 |
| Fines, Forfeitures, Penalties | \$0 | \$0 | \$0 | \$0 | \$0 |
| Revenue from use of Assets | \$32,160 | \$0 | \$0 | \$0 | \$0 |
| Intergovernmental Revenue | \$0 | \$0 | \$0 | \$0 | \$0 |
| Charges for Service | \$0 | \$0 | \$0 | \$0 | \$0 |
| Miscellaneous Revenue | \$0 | \$0 | \$0 | \$0 | \$0 |
| Other Financing Sources | \$0 | \$0 | \$0 | \$0 | \$0 |
| Total Revenue | \$32,160 | \$0 | \$0 | \$0 | \$0 |
| Salaries and Benefits | \$0 | \$0 | \$0 | \$0 | \$0 |
| Services and Supplies | \$12,189 | \$1,500,000 | \$0 | \$0 | \$0 |
| Other Charges | \$0 | \$0 | \$0 | \$0 | \$0 |
| Fixed Assets | \$0 | \$0 | \$0 | \$0 | \$0 |
| Other Financing Uses | \$0 | \$0 | \$0 | \$0 | \$0 |
| Equity | \$0 | \$0 | \$0 | \$0 | \$0 |
| Intrafund | \$0 | \$0 | \$0 | \$0 | \$0 |
| Contingencies | \$0 | \$0 | \$0 | \$0 | \$0 |
| Gross Costs | \$12,189 | \$1,500,000 | \$0 | \$0 | \$0 |
| Fund Balance | \$0 | \$0 | \$0 | \$0 | \$0 |
| Net County Cost | (\$19,971) | \$1,500,000 | \$0 | \$0 | \$0 |

*Net County Cost carryover savings included in the 2015-2016 Adopted Final Budget is \$0.

PROGRAM DISCUSSION

The Economic Development Bank program earmarked \$1.5 million dollars annually for five years (Fiscal Year 2001-2002 – Fiscal Year 2005-2006) for economic development projects with strong job creation and retention emphasis. Over that five year period, appropriations were decreased three of those years (total appropriations \$6,211,950). An additional \$1.5 million was approved for Fiscal Year 2006-2007 as part of the annual budget approval process. For Fiscal Year 2007-2008 \$1.5 million was approved for the Economic Development Bank but redirected to establish the Community Development Fund under the existing program. Since that time, no additional funding has been approved for the Economic Development Bank (Fund 0105) as a result of the County's fiscal position. Additionally, as part of the budget balancing strategy for Fiscal Year 2009-2010, the Board released \$3 million dollars of Economic Development Bank fund balance to the General Fund during the Final Budget process.

To date, the Economic Development Bank has committed \$8,781,725 for 23 projects (six previously funded economic development projects have withdrawn their proposals and others have used only those funds necessary for implementation) and associated administrative costs. Projects have varied from road infrastructure and water system improvements to business park development, renovation efforts, the Emergency Domestic Water Well Program and workforce development. An additional \$1,236,693 in grant funding was allocated for a variety of economic development projects. These grants occurred during the early life of the program and this component was ultimately removed in Fiscal Year 2005-2006.

On October 16, 2012, the Board of Supervisors authorized the Chief Executive Officer to formally suspend the Economic Development Bank until further notice due to current economic conditions. At that time, the Board of Supervisors authorized the Chief Executive Officer to establish a procedure for granting loan repayment modification terms for previously funded projects based on performance, and authorized the Chief Executive Officer or his designee to sign amendments to the executed funding agreements consistent with the newly established procedures. This strategy will allow the available balance to increase to a level where it can be more effectively used in the future, either for economic development projects or other purposes, as deemed by the Board.

In August of 2014, the Board of Supervisors approved the commitment of \$200,000 of available Economic Development Bank funds for the use of the Domestic Well Recovery Loan Program. The loan program was developed in an attempt to bridge the current drought crisis and offer some near-term solutions to those most impacted and in financial need. As of August 2015, six individuals have completed the application process and \$101,690 has been loaned to address domestic dry wells. As part of the Fiscal Year 2015-2016 Final Budget an additional \$200,000 of Economic Development Bank funds were committed towards this program.

As part of the Fiscal Year 2015-2016 Final Budget an additional \$1,500,000, funded by the General Fund, was allocated to the Community Development Fund (fund 0107). As of July 1, 2016, it is estimated the uncommitted balance available in the Community Development Fund will be \$2,700,000.

As of July 1, 2016, the estimated uncommitted balance available in the Stanislaus County Economic Development Bank will be approximately \$2,125,000 and includes loan repayments and accrued interest.

Historically, there is no Recommended Proposed Budget for this legal budget unit and appropriations for specific projects are carried over from the previous fiscal year as part of the Legal Budget.

STAFFING IMPACTS

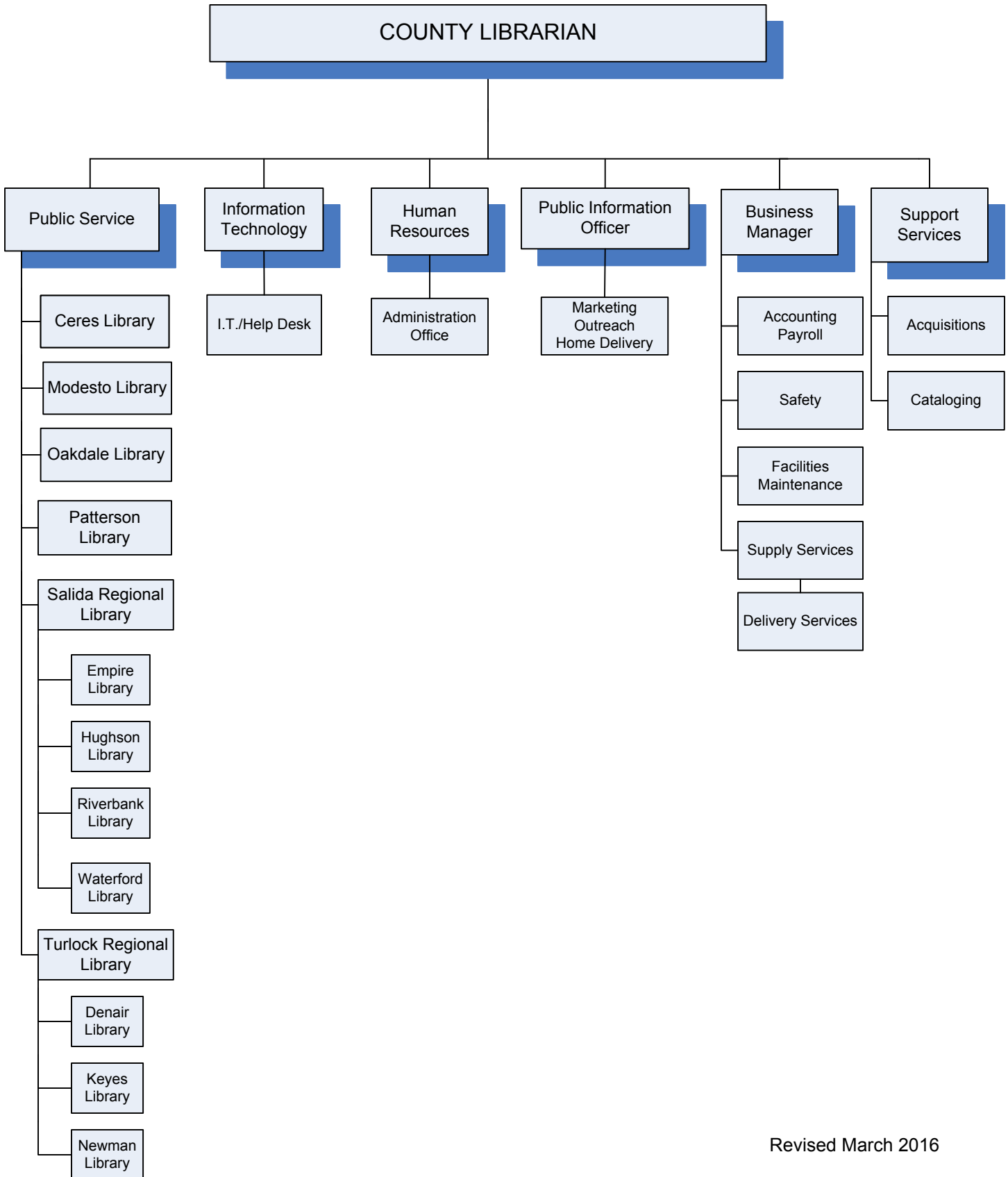
Total current authorized positions— 0

RECOMMENDED PROPOSED BUDGET

There is no Recommended Proposed Budget for the Chief Executive Office – Economic Development Bank for Budget Year 2016-2017.

Total recommended authorized positions— 0

STANISLAUS COUNTY
LIBRARY



Revised March 2016

**STANISLAUS COUNTY, CALIFORNIA
Budget Year 2016-2017**



**FISCAL GENERAL SERVICES
Library Services**

**LIBRARY
Diane McDonnell, County Librarian**

| BUDGET AT A GLANCE | |
|---------------------------------------|------------------|
| Gross Costs | \$12,137,551 |
| Total Revenue | \$10,747,783 |
| Fund Balance/Retained Earnings | \$897,958 |
| Net County Cost | \$491,810 |
| Total Recommended Staffing | 74 |
| % Funded by Local Discretionary Funds | 4.1% |

MISSION STATEMENT

The Library fosters the love of reading and opens the door to knowledge.

ACCOMPLISHMENTS AND OBJECTIVES

The Accomplishments of Fiscal Year 2015-2016 and Objectives for Budget Year 2016-2017 for the Library include:

| FISCAL YEAR 2015-2016 ACCOMPLISHMENTS |
|--|
| <ul style="list-style-type: none"> ◆ Deployed an outreach librarian to provide bilingual outreach and literacy services to youth throughout Stanislaus County, including the Hackett Road Women’s Infants & Children (WIC) office, Probation Juvenile Detention facility, and several targeted area schools as part of the Stanislaus READs! program partnership. ◆ Enhanced the library technology services to include 24/7 Wi-Fi access, library catalog improvements to simplify finding materials and accessing online resources, and the ability to issue library cards from outreach locations. ◆ Expanded passport acceptance services to the Salida Regional Library. The demand for passport acceptance services have been extremely high at the Modesto Library and are now offered on an appointment basis at both the Modesto and Salida branches. ◆ Developed a Veteran’s Connect Center at the Modesto Library, making veteran benefits and information about local services easily and readily accessible to veterans and their families. |

| BUDGET YEAR 2016-2017 OBJECTIVES |
|--|
| <ul style="list-style-type: none"> ◆ Develop a new five year Library Strategic Plan that will serve as a flexible management tool, representing the vision and values of Stanislaus County communities now and into the future. In addition, it will set a vision for library service that is both inspiring and innovative, and guide the organization to achieve selected priorities. ◆ Create a Maker Space at the Modesto Library in support of academic and career paths, and to help customers explore and develop 21st century skills and experience STEM (Science, Technology, Engineering and Math) learning through self-directed, collaborative and creative hands-on activities and crafts in an informal environment. ◆ Expand children’s computer areas to include additional early literacy learning stations (ELS), and have laptops and mobile devices available for children and teens to search, discover and learn at their libraries. |

STANISLAUS COUNTY, CALIFORNIA
Budget Year 2016-2017

FISCAL GENERAL SERVICES
Library Services



LIBRARY

Budget Unit 1651 0037000
Special Revenue Fund

SERVICES PROVIDED

The Stanislaus County Library operates 13 branches for educational and recreational purposes, enlightening and empowering our communities. Customers have access to resources in the Library such as reference and reader's advisory assistance, adult literacy tutoring, innovative e-resources, a vast collection of print resources, friendly and knowledgeable staff ready to assist, passport services at Modesto and Salida Libraries, public computers, early literacy tools, weekly story times at all branches, and interesting and engaging adult, teen, and children's programming throughout the year. Library services are also offered at many events and programs out in the community.

Customers have 24/7 access using any web-enabled device to innovative online resources including language learning courses, car repair manuals, job readiness, DMV practice tests, reference services, wireless internet (WiFi), a mobile app to access library services on the go, downloadable and streaming eBooks, audiobooks, magazines, newspapers, movies, music, and television.

Literacy is an important focus of the Stanislaus County Library. Early literacy programs and resources at the Library include story time, special performances, helpful children's staff, 1,000 Books Before Kindergarten, ABC Mouse and early literacy learning (ELS) computers. The Library plays an essential role in supporting early literacy development by targeting readers *before* they're readers, and helping children prepare for success in school. Library outreach staff also provides early literacy services outside the walls of the library, bringing books and literacy services to children and families at locations and communities they frequently visit or reside. The Library also offers basic literacy services to adults, workforce readiness programs, and home delivery services throughout Stanislaus County.

FUND/CASH BALANCE

As of July 1, 2016, the Library projects the fund balance to be \$10,229,086, as compared to the July 1, 2015 fund balance of \$10,188,898. The increase to fund balance is primarily a result of several deferred maintenance and technology projects planned but not completed. The Department anticipates using \$897,958 in department fund balance in Budget Year 2016-2017 to fund technology and deferred maintenance projects rolled forward from the prior fiscal year and new renovation projects at several library branches.

As of July 1, 2016, the fund is projected to have a cash balance of \$9,621,814, as compared to the July 1, 2015 cash balance of \$9,384,761. The increase is due to an increase in Sales and Use taxes revenue and savings in operating costs. The difference between fund balance and cash balance is due to the assets that are listed on the balance sheet.

| Library | | | | | |
|-------------------------------|-----------------------------|--|--|--|--|
| Classification | 2014-2015 Actual | 2015-2016 Adopted Final Budget* | 2016-2017 Requested Proposed Budget | 2016-2017 Recommended Adjustments | 2016-2017 Recommended Proposed Budget |
| Taxes | \$9,073,939 | \$9,420,500 | \$9,941,951 | \$0 | \$9,941,951 |
| Licenses, Permits, Franchises | \$0 | \$0 | \$0 | \$0 | \$0 |
| Fines, Forfeitures, Penalties | \$0 | \$0 | \$0 | \$0 | \$0 |
| Revenue from use of Assets | \$3,098 | \$3,330 | \$2,971 | \$0 | \$2,971 |
| Intergovernmental Revenue | \$183,324 | \$149,550 | \$237,501 | \$0 | \$237,501 |
| Charges for Service | \$410,461 | \$344,420 | \$462,850 | \$0 | \$462,850 |
| Miscellaneous Revenue | \$96,188 | \$97,650 | \$102,510 | \$0 | \$102,510 |
| Other Financing Sources | \$0 | \$0 | \$0 | \$0 | \$0 |
| Total Revenue | \$9,767,010 | \$10,015,450 | \$10,747,783 | \$0 | \$10,747,783 |
| Salaries and Benefits | \$5,921,583 | \$6,438,367 | \$7,408,403 | \$0 | \$7,408,403 |
| Services and Supplies | \$2,249,232 | \$3,359,151 | \$2,867,752 | \$0 | \$2,867,752 |
| Other Charges | \$687,957 | \$781,248 | \$847,146 | \$0 | \$847,146 |
| Fixed Assets | | | | | |
| Buildings & Improvements | \$81,981 | \$243,750 | \$514,250 | \$0 | \$514,250 |
| Equipment | \$132,189 | \$445,000 | \$500,000 | \$0 | \$500,000 |
| Other Financing Uses | \$0 | \$0 | \$0 | \$0 | \$0 |
| Equity | \$0 | \$0 | \$0 | \$0 | \$0 |
| Intrafund | \$0 | \$0 | \$0 | \$0 | \$0 |
| Contingencies | \$0 | \$0 | \$0 | \$0 | \$0 |
| Gross Costs | \$9,072,942 | \$11,267,516 | \$12,137,551 | \$0 | \$12,137,551 |
| Fund Balance | (\$1,185,878) | \$760,256 | \$897,958 | \$0 | \$897,958 |
| Net County Cost | \$491,810 | \$491,810 | \$491,810 | \$0 | \$491,810 |

*Net County Cost carryover savings included in the 2015-2016 Adopted Final Budget is \$0.

PROGRAM DISCUSSION

At the proposed level of funding, the Department can increase customer hours at all 13 branches to include openings on Friday. Beginning in 2010, the 13 branches have been providing a combined 474 hours of public service. In June 2016, the Board of Supervisors approved opening the Library to the public on Fridays. The number of additional hours for Fridays and other needed adjustments will add 84 hours per week. Starting July 2016, the total combined hours per week for all 13 branches will be 558 hours, an 18% increase in the number of hours the Libraries will be open to the public and providing direct services to customers. The Department has budgeted this service enhancement to cost approximately \$600,000 annually with 95% of costs towards staffing and the remaining 5% towards janitorial and security expenses.

The Department is requesting a Proposed Budget of \$12,137,551. The 6% increase over the Fiscal Year 2015-2016 Adopted Final Budget is primarily due to increases in: salaries for staff positions that had been historically left vacant, but will be filled to maintain a consistent level of outstanding customer services and prepare for Friday openings; operating costs for Friday openings to the public; added library materials and online resources to meet customer preferences, requests and usage; and new technology and deferred maintenance projects.

The Department continues to implement new technology to improve customer services and decrease operating costs. Recent upgrades to the Library catalog allow customers to locate library materials more easily. For example, with one search customers can now locate a specific book title in a variety of formats, including print, e-book, and audiobook formats. With the installation of a Voice over Internet Protocol (VoIP) phone system, national long distance calling for staff business purposes is provided at no charge, significantly reducing communication costs.

The early learning literacy outreach efforts to bring library services, books and programs to underserved families in targeted communities has been generating positive impacts. Children and their families are excited to be able to read and take books home from the pop up library shelves, or listen to a story read by the Library outreach staff. These experiences are also teaching and encouraging parents to read with, and to, their children. The Library outreach program supports the Stanislaus County Focus on Prevention Initiative by investing in children and youth and strengthening families. Research shows

children who read to at an early age are more likely to reach their third grade reading milestones and be successful in school and beyond.

Total estimated department revenue projected for Budget Year 2016-2017 Proposed Budget of \$11,239,593, inclusive of net count cost, reflects an overall increase of 7% compared to the Fiscal Year 2015-2016 Adopted Final Budget. The Library is primarily funded by a voter approved 1/8-cent sales and use tax to support library operations and programs. Sales and use taxes, which represent 87% of the Library's total estimated revenue, are expected to continue to grow. The voter approved 1/8-cent transaction and use tax will sunset on June 30, 2018.

In Fiscal Year 2015-2016 the Legislature and the Governor added \$2 million in ongoing funding for library literacy services to the State budget. The amount allocated to Stanislaus County more than doubled the base amount received in previous years. State literacy funds are passed through to Learning Quest Stanislaus Literacy Centers, with which the Library contracts for adult literacy services. Combined with Department funding, these State funds provide adult literacy services to approximately 232 library customers.

Local revenue consisting of late and lost material fees, book sales, passport fees, donations, and grants are estimated to increase due to the continued high demand for passport acceptance service fees and recently awarded grants, including a \$20,000 Sierra Health Foundation grant for developing the Library Makerspace, a \$15,000 Stanislaus READS! Community Foundation grant for early literacy outreach services at pilot school sites, and a \$3,500 Rural Gateways grant for the Patterson Library to offer STEM (Science Technology, Engineering and Math) to adults in rural communities, and Library Services and Technology (LSTA) grants totaling \$50,000 that will introduce customers to additional innovative services.

The requested use of departmental fund balance will fund technology and deferred maintenance projects, including the capital improvement Radio Frequency Identification (RFID) Data Management System Project rolled forward from the prior fiscal year, and newly identified renovation and deferred maintenance projects at library branches.

STAFFING IMPACTS

Total current authorized positions— 74

The Department is requesting to restore one unfunded Librarian III position. This position will assist in overseeing the day to day operations at the Modesto Library main branch and directly supervise lead staff in the Circulation, Children's and Reference departments. This position would be funded with Library Sales Tax Revenue.

RECOMMENDED PROPOSED BUDGET

It is recommended that a budget of \$12,137,551 be approved for the Library. This budget is funded by \$10,747,783 in estimated department revenue, \$897,958 in departmental fund balance, and a contribution of \$491,810 from the General Fund.

It is recommended to study the request to restore one unfunded Librarian III position.

Total recommended authorized positions— 74



A Strong Agricultural Economy/Heritage

Agricultural Commissioner
Cooperative Extension

A Strong Agricultural Economy/Heritage

INTRODUCTION

Recognizing the vital role that agriculture plays in the community, the Stanislaus County Board of Supervisors adopted this priority to support the County's strong agriculture economy and heritage. Agriculture is the County's number one industry, generating \$4.4 billion a year.

Farmland conversion, air pollution, soil salinity and drainage, and agricultural water supply and water quality are major issues to be addressed if

Stanislaus County is to remain an important and vital agriculture area. Equally important is the preservation of our unique agriculture heritage.



- ◆ The Agricultural Commissioner's Office supports and protects the well being of agriculture and the community through the oversight of pesticide application, storage of agricultural products, certification of exports, prevention of the entry and spread of harmful insects, weeds, and plant diseases and the certification of agricultural product quality; and
- ◆ The University of California Cooperative Extension conducts research and educational programs tailored to the needs of Stanislaus County and provides oversight of 4H youth development programs. These programs are critical to preserving and protecting agriculture in the community and supporting the growth of the agriculture industry of tomorrow.

BUDGET YEAR 2016-2017 ISSUES

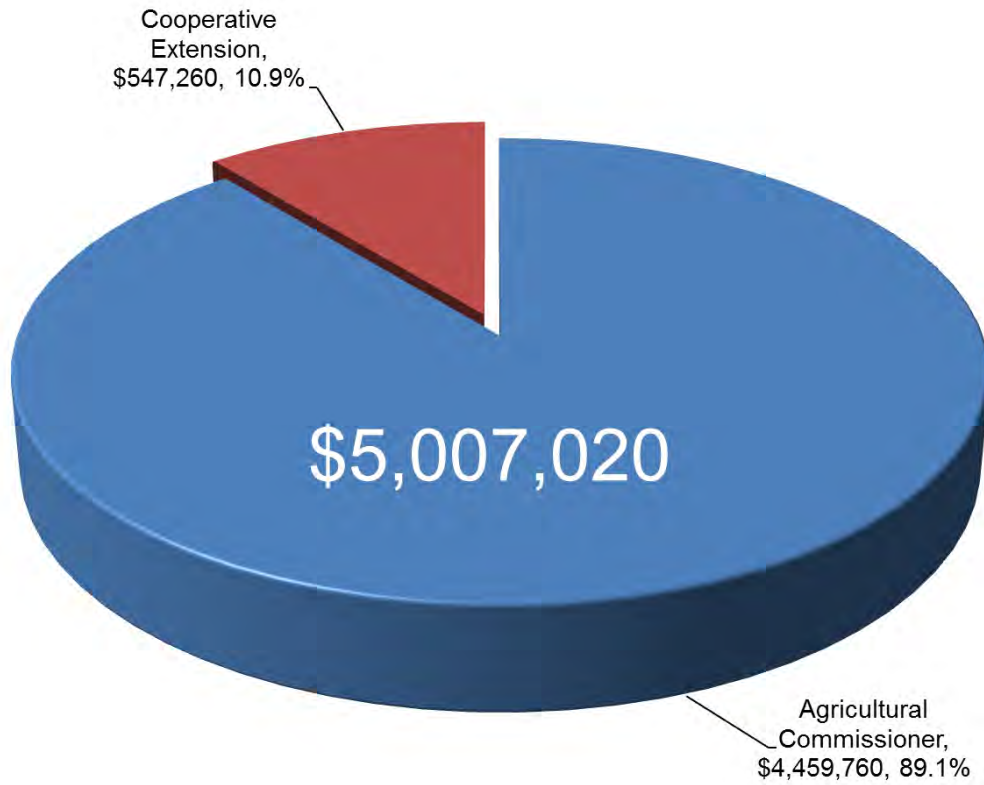
The 2016-2017 Proposed Budget recommends \$5,007,020 in appropriations for this priority area. These expenditures are funded by a combination of \$3,556,510 in department revenue, \$1,434,310 in General Fund contribution and \$16,200 in fund balance.

The Agricultural Commissioner will be able to maintain the current level of service provided to the community through the use of a portion of the Net County Cost savings from prior years and the use of increased State funding to protect the County's valuable agricultural resources. Net County Cost savings from prior years will be used to upgrade a service road and add off-road parking at the Agricultural Center.

The University of California (UC) Cooperative Stanislaus County provides funding for the Department's operational expenses, including the facilities that house UC Cooperative Extension, vehicles and support staff that work with the UC Cooperative Extension advisors and paraprofessionals in program delivery. Included in the Proposed Budget is a recommendation to fund a seasonal Agricultural Assistant to assist UC Cooperative Extension advisors.



A Strong Agricultural Economy/Heritage Recommended Appropriations Budget Year 2016-2017



Five Year Comparison of Appropriations

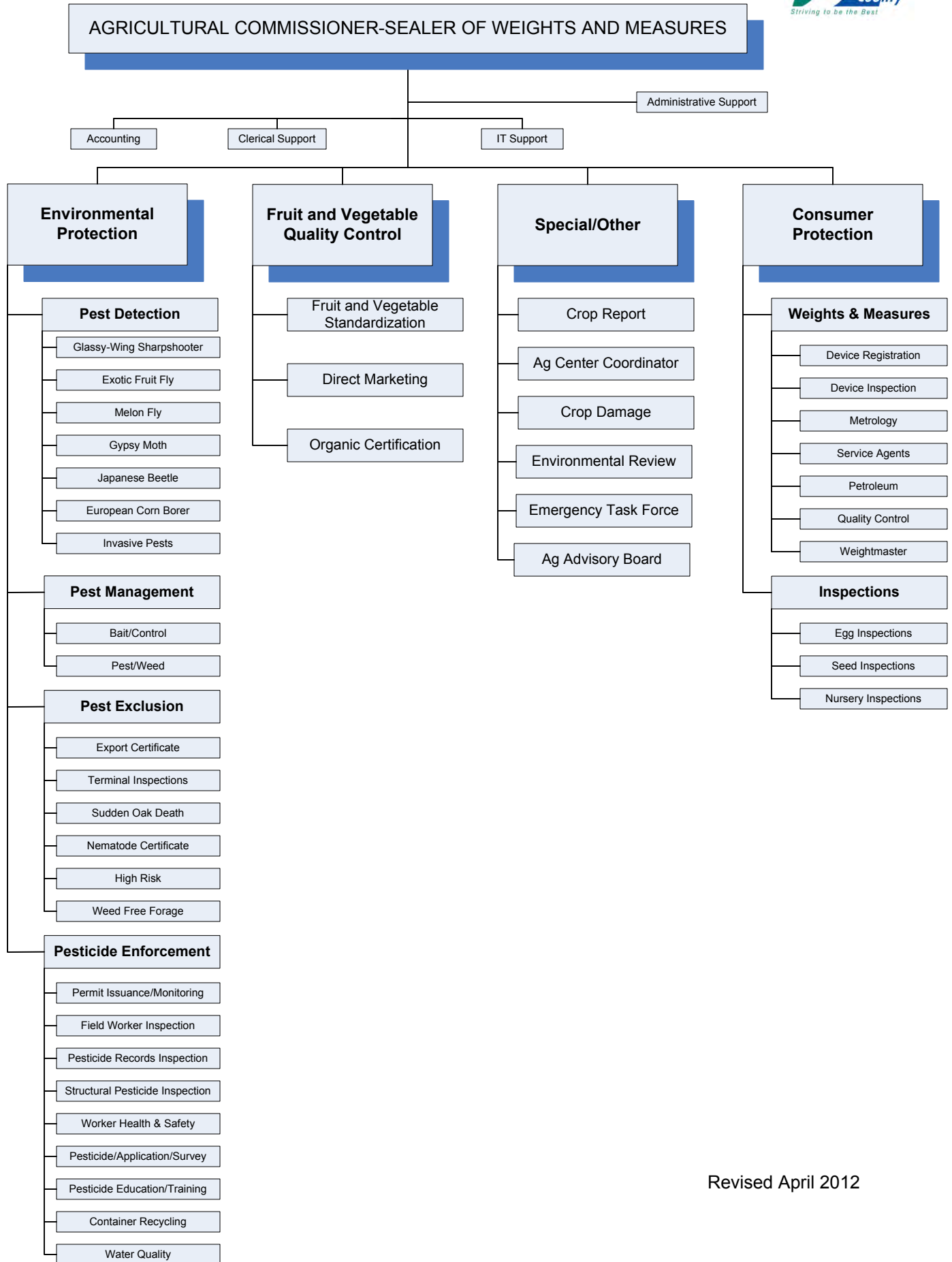




A Strong Agricultural Economy/Heritage Summary of Budget Appropriations

| Page | | | | Recommended 2016-2017 |
|----------------------------------|-------------|------------|--|--------------------------|
| AGRICULTURAL COMMISSIONER | | | | \$4,459,760 |
| | Fund | Org | | |
| 338 | 0100 | 0010100 | Agricultural Commissioner | \$4,459,760 |
| COOPERATIVE EXTENSION | | | | \$547,260 |
| | Fund | Org | | |
| 344 | 0100 | 0021100 | University of California Cooperative Extension | \$531,060 |
| 347 | 1766 | 0021401 | UC Cooperative Extension Farm and Home Advisors Research Trust | \$16,200 |
| TOTAL | | | | \$5,007,020 |

**STANISLAUS COUNTY
AGRICULTURAL COMMISSIONER**



Revised April 2012



PUBLIC RESOURCES
Protection Inspection

**AGRICULTURAL
 COMMISSIONER**
**Milton O’Haire, Agricultural
 Commissioner
 and Sealer of Weights and
 Measures**

BUDGET AT A GLANCE

| | |
|---------------------------------------|------------------|
| Gross Costs | \$4,459,760 |
| Total Revenue | \$3,552,325 |
| Fund Balance/Retained Earnings | \$0 |
| Net County Cost | \$907,435 |
| Total Recommended Staffing | 37 |
| % Funded by Local Discretionary Funds | 20.3% |

MISSION STATEMENT

The mission of the Agricultural Commissioner’s Office is to “Support and Protect the Well-being of Agriculture, Business and the Community.”

ACCOMPLISHMENTS AND OBJECTIVES

The Accomplishments of Fiscal Year 2015-2016 and Objectives for Budget Year 2016-2017 for the Agricultural Commissioner include:

**FISCAL YEAR 2015-2016
 ACCOMPLISHMENTS**

- ◆ Working through the California Department of Pesticide Regulations, the Department obtained a grant from the United States Environmental Protection Agency for a pesticide disposal event. The grant allowed the Department to conduct Stanislaus County’s second agricultural pesticide disposal event which resulted in 38,310 pounds of agricultural pesticides being collected for disposal.
- ◆ Partnered with the Sheriff’s Department to enforce the Purchase and Sale of Walnuts ordinance confiscating 11,600 pounds of walnuts illegally obtained outside of the walnut buying period.
- ◆ Designed and implemented a software program to enhance productivity of the inspections conducted to certify the roadside scales used by the California Highway Patrol and the California Department of Transportation.
- ◆ Designed and implemented a mobile application to track and provide invoice documentation for the export certificates issued by the Department.

**BUDGET YEAR 2016-2017
 OBJECTIVES**

- ◆ Implement the new State of California mobile application (CalPEATS) designed to track all field related pesticide enforcement activities.
- ◆ Implement a mobile application (CalTrap) designed to track all field related pest detection activities.
- ◆ Support the Asian citrus psyllid quarantines established by the State and any related pest detection activities.
- ◆ Enhance building security through the addition of video cameras and expand the keyless entry locations.

STANISLAUS COUNTY, CALIFORNIA
Budget Year 2016-2017



PUBLIC RESOURCES
Protection Inspection

AGRICULTURAL COMMISSIONER

Budget Unit 0100 0010100
 General Fund

SERVICES PROVIDED

The Agricultural Commissioner's Office oversees the use of pesticides applied in the production and storage of agricultural crops as well as performs inspections to ensure that equity prevails in the marketplace. Services include: plant product export certification for shippers, preventing the introduction or spread of harmful insects, weeds, plant diseases and other pests; conducting surveys for infestations of pests and carrying out pest eradication programs; ensuring that quality and/or labeling requirements are met for fruits and vegetables, eggs, nursery stock, petroleum products and packaged goods; monitoring the accuracy of advertised pricing at the retail level; and testing the accuracy of weighing and measuring devices used in commercial trade.

| Agricultural Commissioner | | | | | |
|----------------------------------|-----------------------------|--|--|--|--|
| Classification | 2014-2015 Actual | 2015-2016 Adopted Final Budget* | 2016-2017 Requested Proposed Budget | 2016-2017 Recommended Adjustments | 2016-2017 Recommended Proposed Budget |
| Taxes | \$0 | \$0 | \$0 | \$0 | \$0 |
| Licenses, Permits, Franchises | \$427,417 | \$427,500 | \$429,500 | \$0 | \$429,500 |
| Fines, Forfeitures, Penalties | \$0 | \$0 | \$0 | \$0 | \$0 |
| Revenue from use of Assets | \$10,221 | \$6,000 | \$6,000 | \$0 | \$6,000 |
| Intergovernmental Revenue | \$2,340,545 | \$2,228,323 | \$2,351,625 | \$0 | \$2,351,625 |
| Charges for Service | \$754,099 | \$726,200 | \$765,200 | \$0 | \$765,200 |
| Miscellaneous Revenue | \$1,520 | \$0 | \$0 | \$0 | \$0 |
| Other Financing Sources | \$1,280 | \$0 | \$0 | \$0 | \$0 |
| Total Revenue | \$3,535,082 | \$3,388,023 | \$3,552,325 | \$0 | \$3,552,325 |
| Salaries and Benefits | \$3,370,278 | \$4,672,890 | \$3,369,461 | \$0 | \$3,369,461 |
| Services and Supplies | \$407,111 | \$317,857 | \$317,615 | \$0 | \$317,615 |
| Other Charges | \$395,478 | \$410,849 | \$395,119 | \$0 | \$395,119 |
| Fixed Assets | | | | | |
| Buildings & Improvements | \$0 | \$50,000 | \$83,000 | \$0 | \$83,000 |
| Equipment | \$54,547 | \$71,000 | \$215,200 | \$0 | \$215,200 |
| Other Financing Uses | \$0 | \$0 | \$0 | \$0 | \$0 |
| Equity | \$0 | \$0 | \$0 | \$0 | \$0 |
| Intrafund | \$78,874 | \$73,335 | \$79,365 | \$0 | \$79,365 |
| Contingencies | \$0 | \$0 | \$0 | \$0 | \$0 |
| Gross Costs | \$4,306,288 | \$5,595,931 | \$4,459,760 | \$0 | \$4,459,760 |
| Fund Balance | \$0 | \$0 | \$0 | \$0 | \$0 |
| Net County Cost | \$771,206 | \$2,207,908 | \$907,435 | \$0 | \$907,435 |

*Net County Cost carryover savings included in the 2015-2016 Adopted Final Budget is \$1,300,473.

PROGRAM DISCUSSION

At the proposed level of funding, the Department can maintain the core programs in its mission to support and protect the well-being of agriculture, business, and the community. These are considered to be core programs because they affect a large number of people and/or large geographic areas and have great economic impact potential. These programs provide benefits and protection to the general public, industry and to the environment.

These programs include:

Issuing Phytosanitary Certificates – The Department, working under the auspices of the United States Department of Food and Agriculture, inspects product destined for export to ensure that it meets all of the requirements of the country of destination. If all requirements are met, a Phytosanitary Certificate is issued which allows the product to reach its final destination. No raw agricultural product may be exported without these inspections taking place. The Department anticipates performing 9,600 Phytosanitary inspections in 2016-2017.

Pest Detection Trapping – Working with a staff of 19 extra-help Trappers, the Department places insect traps throughout the county to establish a first line of defense against harmful exotic pests. Early detection and any subsequent eradication efforts are essential in keeping open the export paths which agricultural producers rely on. The Phytosanitary Certificates issued by the Department are often predicated on the “Free From” status that is established through the Pest Detection trapping program. The Department will deploy and monitor 6,085 traps in 2016-2017.

Pesticide Use Enforcement – The Department, working in conjunction with the California Department of Pesticide Regulation, monitors the purchase, storage and use of pesticides in the county to ensure adherence to label requirements and to enforce laws and regulations concerning worker safety and the environment. As part of this effort, the Department will annually review and issue over 1,800 permits for the use of restricted materials and will conduct 800 inspections concerning field workers, records, pesticide applications, and fumigations. In addition, the Department annually conducts approximately 70 investigations of agricultural, industrial, institutional, and residential pesticide incidences.

Pest Exclusion – The Department will invest approximately 1,900 hours in the Pest Exclusion program to protect agriculture from exotic pests. Inspection of incoming shipments at UPS and Fed Ex as well as the garden centers of retail businesses is combined with inspections of local nurseries as part of the effort to prevent harmful pests from gaining a foothold in local agriculture. Inspections of incoming beehives for hitchhiking pests during the spring pollination season also play an important role in this effort.

Weights and Measures – To ensure “Equity in the Marketplace”, the Department annually inspects approximately 9,000 devices for accuracy. These devices include gas pumps, taximeters, vehicle scales, livestock scales, jewelry scales, Liquefied Petroleum Gas meters, and scales in the checkout lanes of grocery stores. The Department also responds to concerns from the public on such issues as fuel quality and pricing accuracy.

Standardization, Quality and Food Safety – The Department provides inspection services for industry at the production and retail level to assure that fruits and vegetables meet quality standards. The Department also provides these inspection services to the egg industry to ensure that the eggs being sold meet both quality and food safety requirements. The Department also inspects and issues certification to the producers who supply product to the County’s farmers markets.

Estimated revenue is projected to increase by \$164,302 in Budget Year 2016-2017. Revenue received for certifying export shipments and issuing the required documents is estimated to increase by \$50,000 based on an anticipated increase in the number of documents issued by the Department. Revenue received for Pest Detection, Asian Citrus Psyllid will increase by \$25,327. Revenue received from pesticide mill tax is expected to be up \$88,955.

After adjusting for Net County Cost savings included in the Fiscal Year 2015-2016 Final Budget, Salaries and Benefits are increasing \$239,961 due to having all positions filled and increases in retirement and health insurance. Planned spending for Fixed Assets will increase by \$177,200 as compared to Fiscal Year 2015-2016. The proposed fixed asset expenditures will be for vehicles and upgrades to service roads and employee parking areas at the Agricultural Center as detailed below.

The Agricultural Commissioner has 11 vehicles which meet the minimum age and mileage requirements for replacement under the Fleet Services Policy. Working with Fleet Services, the Department is requesting to replace 6 of these vehicles in Budget Year 2016-2017. These vehicles are used in conducting Pesticide Use Enforcement inspections, Pest Exclusion and Pest Detection activities and for issuing Phytosanitary certificates. The vehicles will be replaced with similar vehicles

and options that are necessary for the work and environment the vehicles operate in. The cost to replace these vehicles is estimated to be \$161,400 and will be funded with the use of net county cost savings.

In addition, the Department is requesting to purchase two new vehicles. One vehicle will be used to support the Asian Citrus Psyllid (ACP) trapping program which required the addition of one extra help Trapper due to the discovery of ACP in Turlock and Oakdale and the subsequent quarantines and increased insect traps in these areas. The other vehicle will be assigned to the Inspector position that was restored in the Fiscal Year 2015-2016 Adopted Final Budget. A vehicle was not included in the request to restore this position. The vehicles added will be consistent with the existing vehicles and options necessary for the work and environment the vehicles operate in. The cost of these vehicles is estimated to be \$53,800 and will be funded with the use of net county cost savings. In total, the Department has budgeted to spend \$215,200 for vehicles in 2016-2017.

The Agricultural Commissioner has budgeted \$83,000 to upgrade the service driveway that runs behind the Stanislaus Building and to add off-road parking by the back entrance of the Agricultural Commissioner's office located at the Stanislaus County Agricultural Center. Approximately 825 feet of the driveway from the east entrance off Cornucopia Way to the small existing parking area behind the Agricultural Commissioner's office will be paved and the remaining approximately 500 feet will be covered with crushed rock.

The service driveway is used by employees, UPS, Fed Ex, customers bringing scales and meters to be inspected, as well as food vending vehicles being inspected by the Department of Environmental Resources at their vehicle inspection station. Agricultural Commissioner Field staff currently park along the edge of the service driveway near the back door of the office to load and unload supplies at the start and at the end of the work day. This is becoming a safety issue as the number of vehicles staging at these times have increased with the expanded staff. The addition of off-road parking will provide a safer staging area for employees.

The Department has budgeted for a reduction in Total Other Charges of \$15,730 mainly due to reduced fuel costs, and Intrafund spending is budgeted to increase by \$6,030 due to increased building rental caused by a mandated change in accounting methods.

Departments that achieved savings in appropriations have been able to carry forward 100% of their unused Net County Cost savings from prior fiscal years. In Budget Year 2016-2017 the Agricultural Commissioner has budgeted to use \$481,580 of prior year savings to replace the service vehicles, upgrade the service road and add the parking along the road, and cover Salaries and Employee Benefits. In future budget years, the Department plans to use the balance of prior year savings to replace service vehicles, meet anticipated increases in salaries, health insurance, and retirement costs, and aid in the modernization of Harvest Hall meeting facilities.

STAFFING IMPACTS

Total current authorized positions— 37

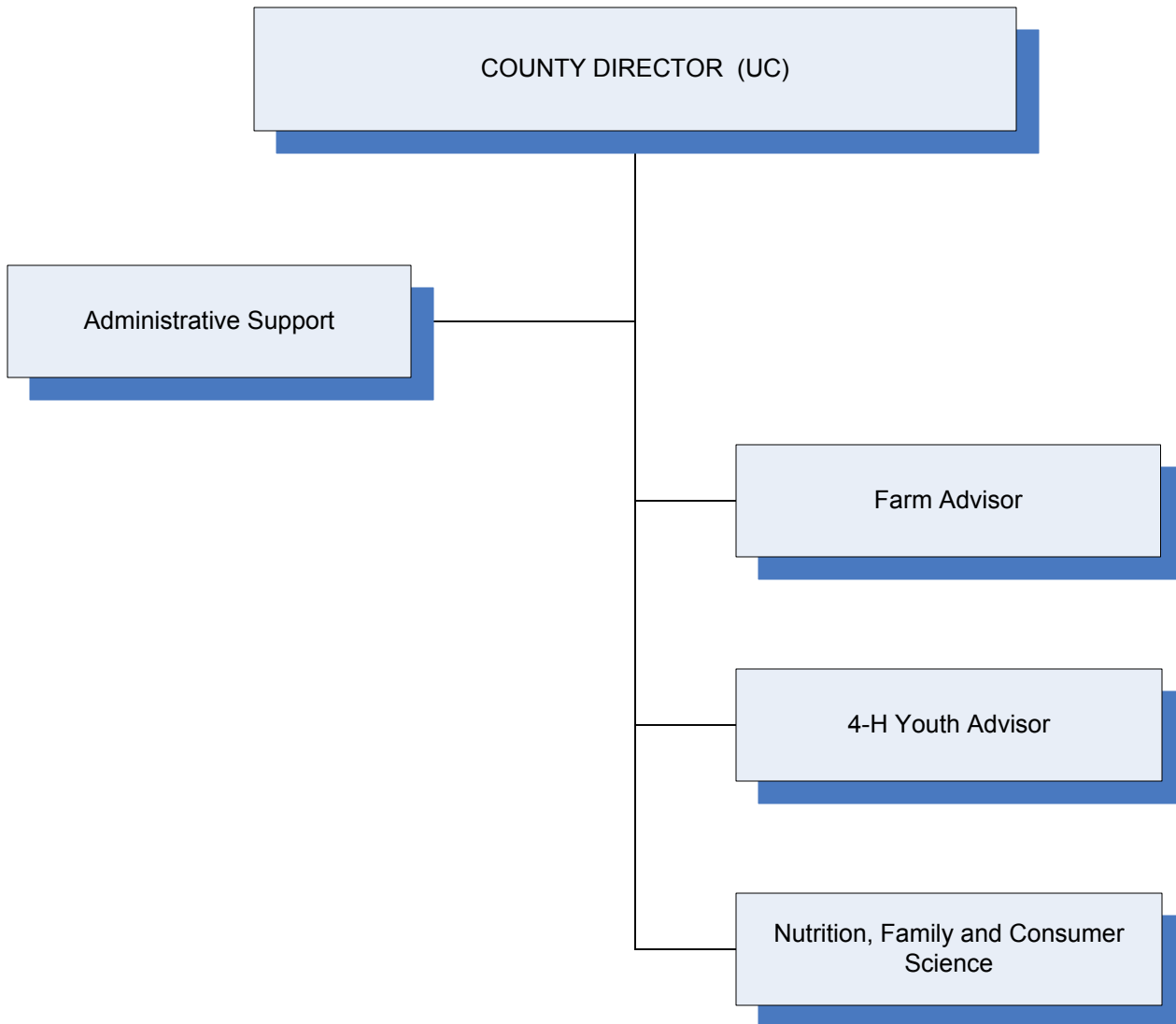
There are no requested changes to the current level of staffing.

RECOMMENDED PROPOSED BUDGET

It is recommended that a budget of \$4,459,760 be approved for the Agricultural Commissioner. This budget is funded from \$3,552,325 in estimated department revenue and a \$907,435 contribution from the General Fund. The Department anticipates the need of approximately \$481,580 of prior year General Fund net county cost savings to fully fund the projected 2016-2017 Budget. The total General Fund Net County Cost savings will be included in the Final Budget.

Total recommended authorized positions— 37

**STANISLAUS COUNTY
COOPERATIVE EXTENSION**



Revised April 2006

STANISLAUS COUNTY, CALIFORNIA
Budget Year 2016-2017



PUBLIC RESOURCES
Agricultural Education

UNIVERSITY OF CALIFORNIA
COOPERATIVE EXTENSION
Theresa Spezzano, UC
Cooperative
Extension County Director

| BUDGET AT A GLANCE | |
|---------------------------------------|------------------|
| Gross Costs | \$547,260 |
| Total Revenue | \$4,185 |
| Fund Balance/Retained Earnings | \$16,200 |
| Net County Cost | \$526,875 |
| Total Recommended Staffing | 4 |
| % Funded by Local Discretionary Funds | 96.3% |

MISSION STATEMENT

To develop and deliver research-based information to the people of Stanislaus County in the areas of agriculture and natural resources, 4-H youth development, and family and consumer sciences which supports the continued economic viability of the agricultural industry, a safe and reliable food supply, clean air and water and healthy communities.

ACCOMPLISHMENTS AND OBJECTIVES

University of California (UC) Cooperative Extension will continue to focus on identifying current or new unsolved agriculture industry problems, as well as research and education programs that emphasize economic and environmental improvement. These priorities are important in UC Cooperative Extension programs that seek to ensure the viability and sustainability of the County’s agriculture as well as improve the health and welfare of its residents.

The Accomplishments of Fiscal Year 2015-2016 and Objectives for Budget Year 2016-2017 for the University of California Cooperative Extension include:

| FISCAL YEAR 2015-2016 ACCOMPLISHMENTS | |
|--|--|
| ◆ | Initiated a project in cooperation with U.C. Davis researchers, the Modesto Irrigation District and a local almond grower to evaluate the application of city runoff water to local almond orchards for groundwater recharge. The ongoing research is evaluating water quantity and quality percolating through the soil as well as effects on tree performance. |
| ◆ | Dairy Advisor was awarded a \$250,000 grant to determine the viability of sorghum silage in the California dairy system. Sorghum has the potential to use less water while being more drought tolerant than corn. |
| ◆ | Stanislaus County 4-H offered seven different countywide competitions educating youth in areas such as public speaking, science literacy (animal and agricultural science), leadership and citizenship. |

**BUDGET YEAR 2016-2017
OBJECTIVES**

- ◆ Deliver precise, weekly, crop water use reports to local growers and consultants. This information can be used to increase irrigation efficiency.
- ◆ Carry out nine research projects covering various aspects of pest management in walnuts, almonds, cherries, and tomatoes. Some projects have a multi-state and national significance (e.g. Brown Marmorated Stink Bug, a new invasive insect pest of agricultural crops).
- ◆ Continue Medusahead research and add projects focusing on management practices to control Barbed Goatgrass, another non-native invasive annual grass with no forage value for livestock.
- ◆ Determine baseline data of sorghum silage currently utilized on California dairies.
- ◆ Increase outreach and programmatic delivery to underserved youth, families and communities in order to serve more diverse audiences and establish an urban farm/science literacy program in the airport area of Modesto.

BUDGETS WITHIN THE UNIVERSITY OF CALIFORNIA COOPERATIVE EXTENSION INCLUDE:

- ◆ University of California Cooperative Extension
- ◆ UC Cooperative Extension Farm and Home Advisors Research Trust

STANISLAUS COUNTY, CALIFORNIA
Budget Year 2016-2017

PUBLIC RESOURCES
Agricultural Education



UNIVERSITY OF CALIFORNIA COOPERATIVE EXTENSION

Budget Unit 0100 0021100

General Fund

SERVICES PROVIDED

The University of California (UC) Cooperative Extension in Stanislaus County is part of a statewide system of off-campus education, based on a three-way partnership among the County Board of Supervisors, the University of California and the United States Department of Agriculture. UC Cooperative Extension brings the resources of the University of California to Stanislaus County residents, and conducts applied research and education programs tailored to their needs. Programs are conducted in the areas of agriculture and natural resources, 4-H youth development and family and consumer sciences. Most of the agricultural research is conducted in local field trials with local producers and growers. The information is delivered to clientele via classroom and in-field workshops, seminars, web sites, publications, telephone calls, office visits, on-farm consultations, email, television and radio programs, newsletters and articles written for newspapers and magazines.

The University of California provides funding for 16 UC Cooperative Extension employees (eight advisors and eight paraprofessionals) conducting programs in the Stanislaus County UC Cooperative Extension Office. Six advisors are responsible for programs in Agriculture and Natural Resources, and two advisors and six paraprofessionals conduct programs in the human resources area (4-H Youth Development and Nutrition, Family and Consumer Sciences). The advisors support all of their own applied research and educational projects with extramural funds provided by a variety of grants from public agencies, grower associations, foundations, and private donors. Grant funds are used to hire research assistants and to purchase computers, lab supplies, field supplies, specialized equipment, and other items critical to conducting research. Stanislaus County provides funding for the Department's operational expenses, including the facilities that house UC Cooperative Extension, vehicles and support staff that work with the UC Cooperative Extension advisors and paraprofessionals in program delivery.

| Cooperative Extension | | | | | |
|-------------------------------|-----------------------------|--|--|--|--|
| Classification | 2014-2015 Actual | 2015-2016 Adopted Final Budget* | 2016-2017 Requested Proposed Budget | 2016-2017 Recommended Adjustments | 2016-2017 Recommended Proposed Budget |
| Taxes | \$0 | \$0 | \$0 | \$0 | \$0 |
| Licenses, Permits, Franchises | \$0 | \$0 | \$0 | \$0 | \$0 |
| Fines, Forfeitures, Penalties | \$0 | \$0 | \$0 | \$0 | \$0 |
| Revenue from use of Assets | \$0 | \$0 | \$0 | \$0 | \$0 |
| Intergovernmental Revenue | \$0 | \$0 | \$0 | \$0 | \$0 |
| Charges for Service | \$1,880 | \$1,575 | \$600 | \$0 | \$600 |
| Miscellaneous Revenue | \$3,252 | \$2,300 | \$3,585 | \$0 | \$3,585 |
| Other Financing Sources | \$0 | \$0 | \$0 | \$0 | \$0 |
| Total Revenue | \$5,132 | \$3,875 | \$4,185 | \$0 | \$4,185 |
| Salaries and Benefits | \$279,179 | \$331,308 | \$328,625 | \$11,856 | \$340,481 |
| Services and Supplies | \$18,802 | \$20,810 | \$21,910 | \$0 | \$21,910 |
| Other Charges | \$116,648 | \$123,319 | \$144,669 | \$0 | \$144,669 |
| Fixed Assets | | | | | |
| Equipment | \$20,911 | \$0 | \$24,000 | \$0 | \$24,000 |
| Other Financing Uses | \$0 | \$0 | \$0 | \$0 | \$0 |
| Equity | \$0 | \$0 | \$0 | \$0 | \$0 |
| Intrafund | \$50 | \$0 | \$0 | \$0 | \$0 |
| Contingencies | \$0 | \$0 | \$0 | \$0 | \$0 |
| Gross Costs | \$435,590 | \$475,437 | \$519,204 | \$11,856 | \$531,060 |
| Fund Balance | \$0 | \$0 | \$0 | \$0 | \$0 |
| Net County Cost | \$430,458 | \$471,562 | \$515,019 | \$11,856 | \$526,875 |

*Net County Cost carryover savings included in the 2015-2016 Adopted Final Budget is \$0.

PROGRAM DISCUSSION

At the proposed level of funding, the Department can maintain a consistent level of service in Budget Year 2016-2017. The Department, in partnership with the University of California, will continue to search out practical, researched-based solutions to local industry problems. Cooperative Extension programs and services continue to be in high demand. Research education programs conducted by the Farm Advisors are critical to agriculture, Stanislaus County's most important industry. The Cooperative Extension Advisors conduct independent programs in their research subject matter areas and are responsible for establishing and maintaining field research trials.

As part of the research and extension areas, the Agricultural Assistant plays a crucial role in maintaining the demonstration orchards and vineyard at the Stanislaus County Agricultural Center in addition to assisting all seven advisors with their research projects. The Agricultural Assistant's extra workload during the summer months often requires more than 40-hours a week and with two additional advisors expected to be hired in Budget Year 2016-2017, his workload will increase even more. Currently the advisor/ag assistant ratio is seven advisors to one Agricultural Assistant. The Department anticipates the need for an extra-help/seasonal Agricultural Assistant I to assist during the busy summer months. The Department estimates the cost of this extra-help/seasonal position to be \$11,856 and is funded by additional General Fund support.

As part of its Proposed Budget, the Department requested the County fund a University Master Gardener position to improve residential horticulture practices, urban pest management, sustainable environmental practices and the conservation of resources. The current partnership between the County and the UC provides for local support of UC advisor positions. For Budget Year 2016-2017, Cooperative Extension has requested four additional advisor positions from the UC and the County has committed the necessary related support. As the Master Gardener is not currently prioritized by the UC as a technical service, it is not recommended the County fund the position at this time.

The Cooperative Extension has a total fleet of seven vehicles; of those, five meet the minimum age and mileage requirements to be considered for replacement under the Fleet Services Policy. In cooperation with the General Services Agency Fleet Services, the Department is requesting to replace a 1996 Ford pickup truck with 55,000 miles for replacement consideration in Budget Year 2016-2017. This vehicle will be used by farm advisors to conduct research work in orchard fields and to attend to customers'

farm calls. This vehicle will be replaced with similar vehicles and options that are necessary for the environment in which the vehicle operates in. The cost of the vehicle is estimated at \$24,000 and is budgeted as a Fixed Asset.

STAFFING IMPACTS

Total current authorized positions— 4

There are no requested changes to the current level of staffing.

RECOMMENDED PROPOSED BUDGET

It is recommended that a budget of \$531,060 be approved for Cooperative Extension. This budget is funded from \$4,185 in estimated department revenue and a \$526,875 contribution from the General Fund. This includes additional funding from the General Fund in the amount of \$11,856 to fund the cost of an extra help Agricultural Assistant I.

Total recommended authorized positions— 4

STANISLAUS COUNTY, CALIFORNIA
Budget Year 2016-2017
PUBLIC RESOURCES
Agricultural Education



UC COOPERATIVE EXTENSION—FARM AND HOME ADVISORS RESEARCH TRUST

Budget Unit 1766 0021401
 Special Revenue Fund

SERVICES PROVIDED

The Farm and Home Advisors Research Trust Fund provides support to UC Cooperative Extension's efforts to provide programs in agriculture and natural resources, 4-H youth development and nutrition, family and consumer sciences, and community resource development.

FUND/CASH BALANCE

As of July 1, 2016, the Cooperative Extension – Farm & Home Advisors Research Trust projects the fund balance to be \$45,287, as compared to the July 1, 2015 fund balance of \$48,009. The decrease is due to purchases of supplies and other items necessary to conduct research. The Cooperative Extension-Farm and Home Advisors Research Trust is funded by donations and grants that vary from year to year. Cash is tracking similar to fund balance.

| Cooperative Extension - Farm & Home Advisors Res | | | | | |
|---|-----------------------------|--|--|--|--|
| Classification | 2014-2015 Actual | 2015-2016 Adopted Final Budget* | 2016-2017 Requested Proposed Budget | 2016-2017 Recommended Adjustments | 2016-2017 Recommended Proposed Budget |
| Taxes | \$0 | \$0 | \$0 | \$0 | \$0 |
| Licenses, Permits, Franchises | \$0 | \$0 | \$0 | \$0 | \$0 |
| Fines, Forfeitures, Penalties | \$0 | \$0 | \$0 | \$0 | \$0 |
| Revenue from use of Assets | \$0 | \$0 | \$0 | \$0 | \$0 |
| Intergovernmental Revenue | \$0 | \$0 | \$0 | \$0 | \$0 |
| Charges for Service | \$0 | \$0 | \$0 | \$0 | \$0 |
| Miscellaneous Revenue | \$0 | \$0 | \$0 | \$0 | \$0 |
| Other Financing Sources | \$0 | \$0 | \$0 | \$0 | \$0 |
| Total Revenue | \$0 | \$0 | \$0 | \$0 | \$0 |
| Salaries and Benefits | \$0 | \$0 | \$0 | \$0 | \$0 |
| Services and Supplies | \$1,224 | \$16,239 | \$16,200 | \$0 | \$16,200 |
| Other Charges | \$0 | \$0 | \$0 | \$0 | \$0 |
| Fixed Assets | \$0 | \$0 | \$0 | \$0 | \$0 |
| Other Financing Uses | \$0 | \$0 | \$0 | \$0 | \$0 |
| Equity | \$0 | \$0 | \$0 | \$0 | \$0 |
| Intrafund | \$0 | \$0 | \$0 | \$0 | \$0 |
| Contingencies | \$0 | \$0 | \$0 | \$0 | \$0 |
| Gross Costs | \$1,224 | \$16,239 | \$16,200 | \$0 | \$16,200 |
| Fund Balance | \$1,224 | \$16,239 | \$16,200 | \$0 | \$16,200 |
| Net County Cost | \$0 | \$0 | \$0 | \$0 | \$0 |

*Net County Cost carryover savings included in the 2015-2016 Adopted Final Budget is \$0.

PROGRAM DISCUSSION

At the proposed level of funding, the Department can maintain the current level of service.

STAFFING IMPACTS

Total current authorized positions— 0

RECOMMENDED PROPOSED BUDGET

It is recommended that a budget of \$16,200 be approved for U.C. Cooperative Extension – Farm and Home Research Advisors Trust. This budget is funded from \$16,200 in departmental fund balance.

Total recommended authorized positions— 0



A Well Planned Infrastructure System

Environmental Resources
Parks and Recreation
Planning and Community Development
Public Works

A Well Planned Infrastructure System

INTRODUCTION

A well planned infrastructure system is essential to the quality of life for the residents of Stanislaus County and to the maintenance and expansion of a robust economy. A clean water source is imperative for sustaining agricultural and industrial



economies as well as the natural environment. Improving water quality and availability and promoting effective liquid and solid waste disposal will improve not only the quality of life for residents, but also protect natural resources. Developing a regional approach to transportation circulation will help improve residents' ability to navigate through the community and support the movement of goods and services.

- ◆ The Department of Environmental Resources strives to improve the quality of life for the community through education, investigation and inspection services in Hazardous Materials, Solid Waste Management, Landfill Operations, Environmental Health and Milk and Dairy;
- ◆ The Parks and Recreation Department acquires, develops, and maintains recreation areas serving every segment of society, including the disabled and the economically disadvantaged, in ways that will provide the best possible experience for people to enjoy the outdoors at the most reasonable cost;
- ◆ The Planning and Community Development Department provides information and assistance to the general public on land use issues, administers building permit services, and provides administrative assistance to the Stanislaus County Successor and Successor Housing Agencies; and
- ◆ The Public Works Department provides regional transportation planning, construction and management of roads and bridges, and operation of inter-city transit services.

BUDGET YEAR 2016-2017 ISSUES

The 2016-2017 Proposed Budget recommends \$115,516,734 in appropriations for this priority area. These expenditures are funded by a combination of \$92,748,326 in

department revenue, \$4,875,731 in a General Fund contribution and \$17,892,677 in fund balance/retained earnings.

The Department of Environmental Resources will continue to provide for mandated education, investigation and inspection services for programs. Restoring positions will increase service levels in the Code Enforcement, Environmental Health, and Landfill Divisions. In 2016, the Department received a Sustainable Groundwater Planning (SGWP) Grant for Stressed Basins from the California Department of Water Resources. The SGWP is designed to encourage sustainable management of groundwater resources by providing funding for projects that support the Sustainable Groundwater Management Act (SGMA) through planning and implementation.

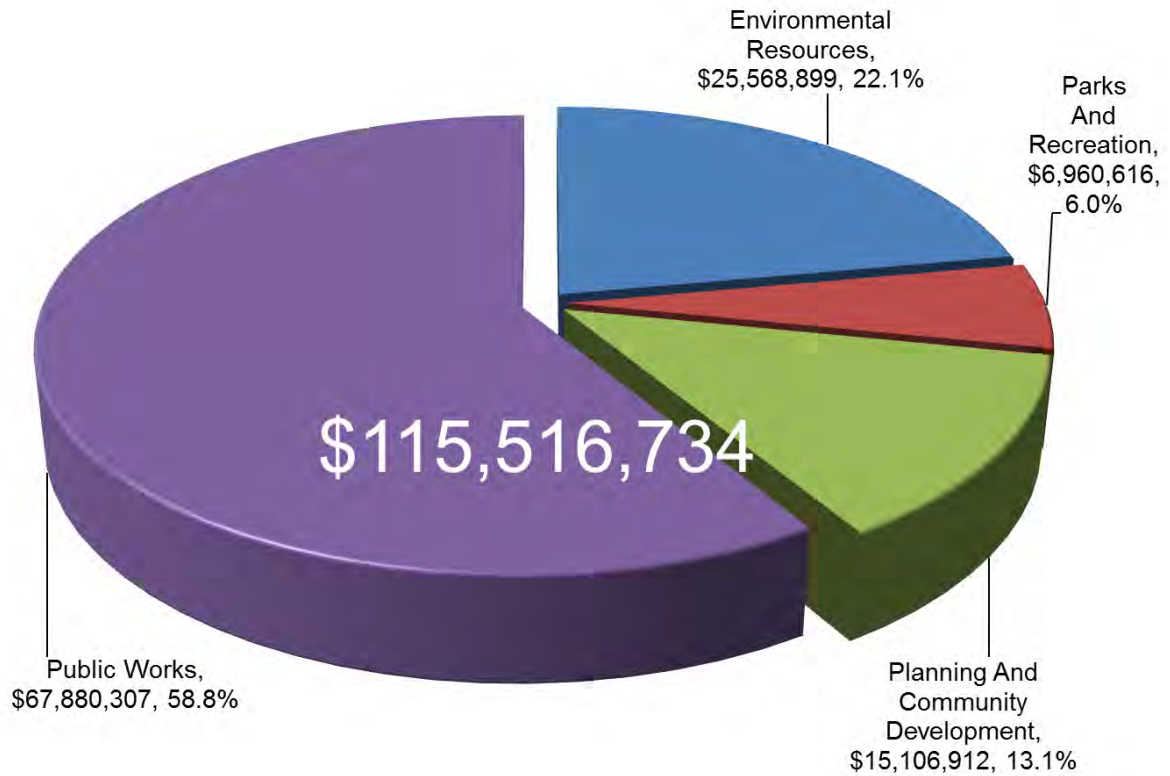
The Department of Parks and Recreation will continue to maintain parks and facilities with an expanded level of service. Re-evaluating priorities and adjusting the workforce to the priorities identified will result in the continued ability to efficiently carry out their mission and provide basic levels of services at neighborhood parks, cemeteries, bridges, County Centers and office buildings, Woodward Reservoir and Modesto Reservoir Regional Parks. Further, the marketing plan developed in Fiscal Year 2015-2016 focuses on improving the park system's performance, to include special events as well as target audience knowledge and awareness campaigns with the goal of increasing patron/park visits.

The Planning and Community Development focus for the upcoming fiscal year is on maintaining core services while fulfilling all State and Federal mandated requirements relating to land use activities, building codes, special revenue grants, and the administration of the Stanislaus County Successor and Successor Housing Agencies (of the former Stanislaus County Redevelopment Agency). The Department will also focus on land-use and subdivision application processing, local oversight of permitted surface mining operations, implementation of the Williamson Act, and maintenance of the County General Plan in compliance with State mandates and local needs.

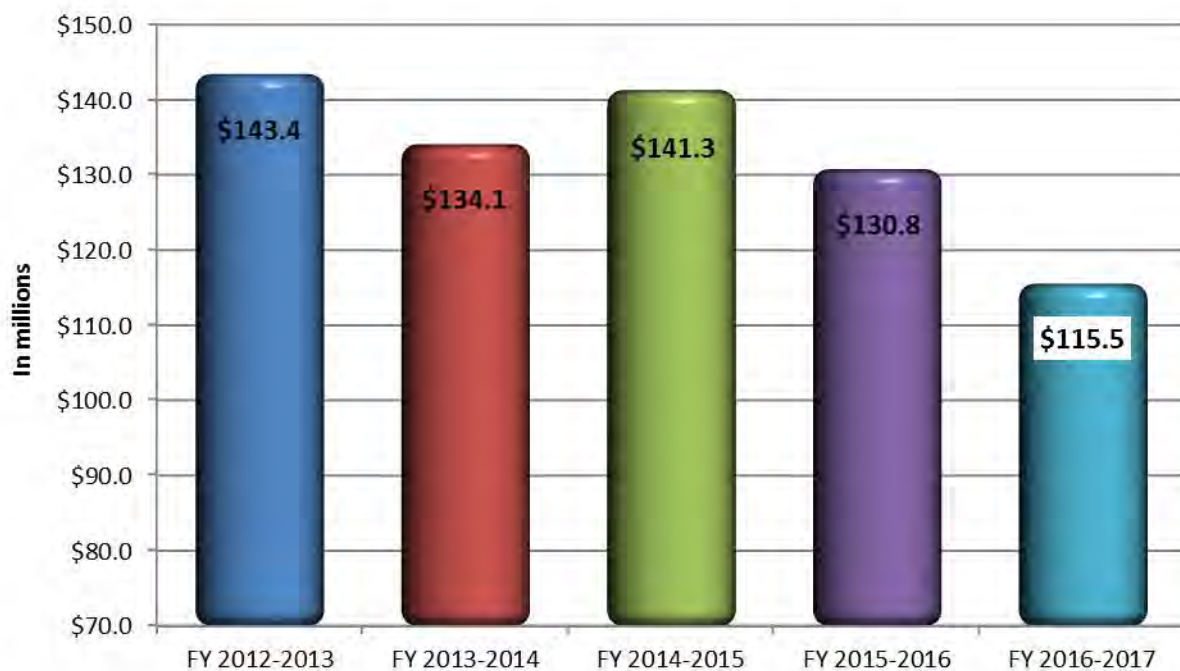
The Department of Public Works, funded through Federal and State transportation funding sources, will maximize use of these funds for the operation and maintenance of the transportation infrastructure in Stanislaus County. Current funding is inadequate to maintain the roadway system in a sustainable manner. Maintenance efforts will include repairs, improvements, and preventive maintenance performed on an annual basis.



A Well Planned Infrastructure System Recommended Appropriations Budget Year 2016-2017



Five Year Comparison of Appropriations





A Well Planned Infrastructure System

Summary of Budget Appropriations

| Page | | | | Recommended 2016-2017 |
|---|-------------|------------|--|--------------------------|
| ENVIRONMENTAL RESOURCES | | | | \$25,568,899 |
| | Fund | Org | | |
| 357 | 1001 | 0034100 | Environmental Resources | \$8,886,719 |
| 362 | 1004 | 0034204 | AB 939 - Source Reduction and Recycle | \$863,521 |
| 365 | 1014 | 0034234 | Abandoned Vehicle Abatement | \$60,536 |
| 367 | 1010 | 0034211 | Beverage Container Recycling | \$30,310 |
| 369 | 1016 | 0034237 | Code Enforcement Abatement | \$20,000 |
| 371 | 1005 | 0034205 | Disclosure Program | \$395,000 |
| 373 | 1015 | 0034236 | E-Waste Collection Facility | \$0 |
| 375 | 4021 | 0041100 | Fink Road Landfill | \$12,130,582 |
| 378 | 4031 | 0041200 | Geer Road Landfill | \$1,981,063 |
| 380 | 1002 | 0034202 | Household Hazardous Waste | \$821,995 |
| 382 | 1009 | 0034209 | Trust Fund | \$41,174 |
| 384 | 1006 | 0034206 | Underground Storage Tank Pilot Program | \$0 |
| 386 | 1008 | 0034207 | Used Oil Recycling | \$151,991 |
| 388 | 1003 | 0034203 | Vehicle Registration Fee Surcharge | \$67,733 |
| 390 | 1012 | 0034200 | Waste Tire Enforcement Grant | \$118,275 |
| PARKS AND RECREATION | | | | \$6,960,616 |
| | Fund | Org | | |
| 394 | 0100 | 0035110 | Parks and Recreation | \$5,531,340 |
| 397 | 1727 | 0035452 | Fish and Wildlife | \$35,000 |
| 399 | 1728 | 0035453 | Modesto Reservoir Patrol | \$376,711 |
| 401 | 1702 | 0035450 | Off-Highway Vehicle Fund | \$783,353 |
| 403 | 1694 | 0035701 | Regional Water Safety Training Center | \$39,700 |
| 405 | 0100 | 0035420 | Tuolumne River Regional Park | \$194,512 |
| PLANNING AND COMMUNITY DEVELOPMENT | | | | \$15,106,912 |
| | Fund | Org | | |
| 410 | 0100 | 0025101 | Planning and Community Development | \$2,070,527 |
| 413 | 1206 | 0040400 | Building Permits | \$2,495,844 |
| 416 | 1746 | 0043290 | Dangerous Building Abatement | \$266,000 |
| 419 | 179A | 0025521 | General Plan Maintenance | \$478,050 |
| 421 | 178D | 0025601 | Salida Planning Efforts | \$0 |
| 423 | 1717 | 0025450 | Special Revenue Grants | \$9,796,491 |

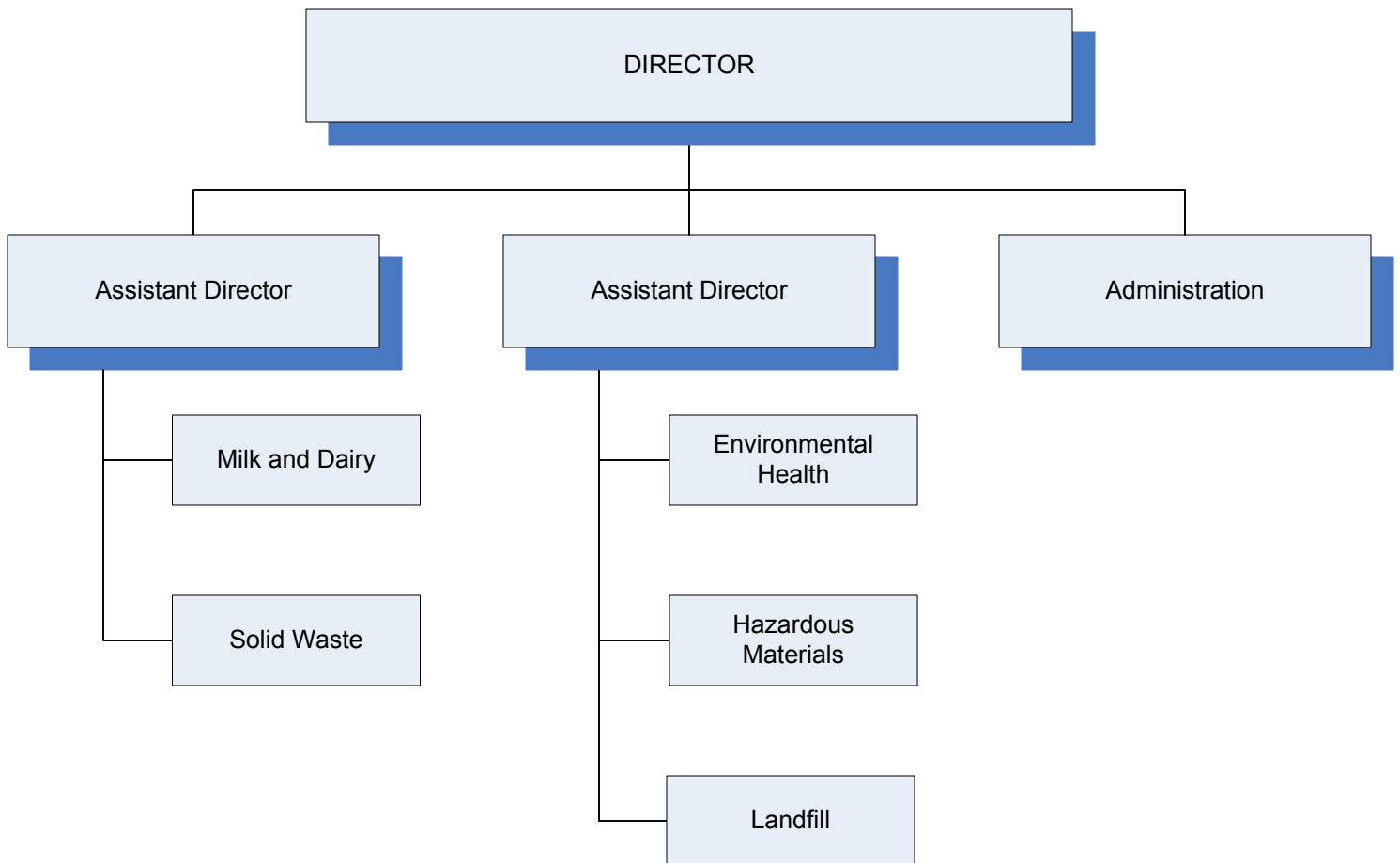


A Well Planned Infrastructure System

Summary of Budget Appropriations

| Page | | | | Recommended |
|---------------------|-------------|------------|----------------------|----------------------|
| | | | | 2016-2017 |
| PUBLIC WORKS | | | | \$67,880,307 |
| | Fund | Org | | |
| 429 | 1201 | 0040001 | Administration | \$957,955 |
| 431 | 1202 | 0040249 | Engineering | \$4,660,643 |
| 434 | 4001 | 0041510 | Local Transit System | \$12,325,442 |
| 437 | 5121 | 0042100 | Morgan Shop | \$3,846,245 |
| 440 | 1101 | 0040399 | Road and Bridge | \$46,090,022 |
| TOTAL | | | | \$115,516,734 |

**STANISLAUS COUNTY
ENVIRONMENTAL RESOURCES**



Revised April 2013

**STANISLAUS COUNTY, CALIFORNIA
Budget Year 2016-2017**



**PUBLIC RESOURCES
Other Protection**

**ENVIRONMENTAL RESOURCES
Jami Aggers, Director**

MISSION STATEMENT

The Department of Environmental Resources strives to promote a safe and healthy environment and improve the quality of life in our community through a balance of science, education, partnerships and environmental regulation.

ACCOMPLISHMENTS AND OBJECTIVES

The Accomplishments of Fiscal Year 2015-2016 and Objectives for Budget Year 2016-2017 for the Department of Environmental Resources include:

| BUDGET AT A GLANCE | |
|---------------------------------------|------------------|
| Gross Costs | \$25,568,899 |
| Total Revenue | \$17,594,437 |
| Fund Balance/Retained Earnings | \$7,062,872 |
| Net County Cost | \$911,590 |
| Total Recommended Staffing | 94 |
| % Funded by Local Discretionary Funds | 3.6% |

**FISCAL YEAR 2015-2016
ACCOMPLISHMENTS**

- ◆ Completed the groundwater database development and mapping project
- ◆ Secured a \$250,000 State grant toward the development of a Programmatic Environmental Impact Report (EIR) for groundwater
- ◆ Completed the evaluation of the groundwater extraction and treatment system at the Geer Road Landfill which will determine future needed upgrades to the system
- ◆ Implemented the 7-day-per-week Code Enforcement coverage schedule
- ◆ Finalized the agreements with the 8 Solid Waste Regional Partner Agency cities which provides a 10-year waste flow agreement

**BUDGET YEAR 2016-2017
OBJECTIVES**

- ◆ Select a consultant to prepare the Programmatic EIR for groundwater
- ◆ Implement an improved residential curbside recycling program
- ◆ Construct Ash Cell 4 at the Fink Road Landfill
- ◆ Continue the implementation of the Sustainable Groundwater Management Act
- ◆ Re-evaluate the County's historic "evergreen" Franchise Refuse Agreements

BUDGETS WITHIN ENVIRONMENTAL RESOURCES INCLUDE:

- ◆ Environmental Resources
- ◆ AB 939/Source Reduction and Recycle
- ◆ Abandoned Vehicle Abatement

- ◆ Beverage Container Recycling
- ◆ Code Enforcement Abatement
- ◆ Disclosure Program
- ◆ E-Waste Collection Facility
- ◆ Fink Road Landfill
- ◆ Geer Road Landfill
- ◆ Household Hazardous Waste
- ◆ Trust Fund
- ◆ Underground Storage Tank Pilot Program
- ◆ Used Oil Recycling
- ◆ Vehicle Registration Fee Surcharge
- ◆ Waste Tire Enforcement Grant
- ◆ Waste-to-Energy



PUBLIC RESOURCES
Other Protection

ENVIRONMENTAL RESOURCES

Budget Unit 1001 0034100
Special Revenue Fund

SERVICES PROVIDED

The Department of Environmental Resources (DER) provides for State and local mandated education, investigation, inspection services, and operations in the following programs: Environmental Health; Hazardous Materials; Solid Waste Management; Landfill Operations; Water Resources Management; and Milk and Dairy. The following are examples of various elements of these programs.

Environmental Health

- ◆ Food Safety – Restaurants, Markets, Bars, Cottage Food, School Cafeterias
- ◆ Food Safety – Food Vehicles, Temporary Food Facilities, and Itinerant Swap Meet Stands
- ◆ Recreational Health – Public Swimming Pools, Spas, and Interactive Water Features
- ◆ Water Wells and Small Public Water Systems
- ◆ Onsite Wastewater Treatment (Septic and Aerobic Systems) and Pumper Trucks
- ◆ Land Use
- ◆ Employee and Residential Housing
- ◆ Jail Inspections
- ◆ Lead – Elevated Blood Level Complaints
- ◆ Body Art

Code Enforcement

- ◆ Nuisance Abatement
- ◆ Zoning Enforcement
- ◆ Graffiti Abatement
- ◆ Abandoned Vehicle Abatement

Hazardous Materials

- ◆ Business Plans
- ◆ Hazardous Waste Generators/Tiered Permitting
- ◆ Household Hazardous Waste
- ◆ Medical Waste
- ◆ Site Mitigation
- ◆ Above Ground and Underground Storage Tanks
- ◆ Emergency Response
- ◆ Community Preparedness
- ◆ California Accidental Release Prevention
- ◆ Electronic Waste

Solid Waste Management

- ◆ Integrated Waste Management Planning
- ◆ Administration of Refuse Collection Contracts
- ◆ Curbside Recycling and Bulky-Item Collection Program
- ◆ Refuse Ordinance Enforcement

- ◆ Nuisance Abatement
- ◆ Administration of Waste-to-Energy Service Agreement
- ◆ Used Oil Program
- ◆ Recycling Program
- ◆ Waste Tire Enforcement Program
- ◆ Administration of the Recycling Market Development Zone

Landfill Operations

- ◆ Landfill Services for Municipal Solid Waste Disposal for the Communities of Stanislaus County
- ◆ Divert Materials from Disposal Including Electronic Waste (E-Waste), Tires, and Appliances (White Goods)
- ◆ Abatement for Illegal Roadside Dumping
- ◆ Oversight of the County's Closed Geer Road Landfill

Water Resources Management

- ◆ Serving as staff to the Water and Technical Advisory Committees
- ◆ Implementing the Board- adopted Groundwater Management Action Plan
- ◆ Monitoring and tracking various groundwater issues of local significance

Milk and Dairy

- ◆ Permitting, Inspection, and Education Services for Grade A, B Dairies
- ◆ Milk Sampling at Dairies and Retail Markets

FUND/CASH BALANCE

As of July 1, 2016, this fund is projected to have a positive fund balance of \$7,244,680 compared to the July 1, 2015 positive balance of \$8,077,774. This decrease is primarily due to the use of fund balance in Fiscal Year 2015-2016 for salary costs, termination/retirement cash-outs, vehicle replacement purchases, and to lessen the impact of fee increases on businesses. The Department anticipates using \$1,528,263 of fund balance in Budget Year 2016-2017.

As of July 1, 2016, cash is estimated to be \$8,073,253 compared to the July 1, 2015 balance of \$8,372,191. This decrease is primarily due to unplanned retirement cash-outs and the filling of several vacant positions in Fiscal Year 2015-2016. The difference between cash and fund balance is attributable to the liabilities listed on the balance sheet such as deferred revenues and accounts payables.

| Environmental Resources | | | | | |
|--------------------------------|-----------------------------|--|--|--|--|
| Classification | 2014-2015 Actual | 2015-2016 Adopted Final Budget* | 2016-2017 Requested Proposed Budget | 2016-2017 Recommended Adjustments | 2016-2017 Recommended Proposed Budget |
| Taxes | \$0 | \$0 | \$0 | \$0 | \$0 |
| Licenses, Permits, Franchises | \$0 | \$0 | \$0 | \$0 | \$0 |
| Fines, Forfeitures, Penalties | \$55,317 | \$71,220 | \$44,000 | \$0 | \$44,000 |
| Revenue from use of Assets | \$4 | \$5 | \$0 | \$0 | \$0 |
| Intergovernmental Revenue | \$150,966 | \$558,482 | \$226,000 | \$0 | \$226,000 |
| Charges for Service | \$4,950,588 | \$4,896,587 | \$5,152,478 | \$0 | \$5,152,478 |
| Miscellaneous Revenue | \$9,255 | \$10,517 | \$35,388 | \$0 | \$35,388 |
| Other Financing Sources | \$841,148 | \$1,005,403 | \$989,000 | \$0 | \$989,000 |
| Total Revenue | \$6,007,278 | \$6,542,214 | \$6,446,866 | \$0 | \$6,446,866 |
| Salaries and Benefits | \$6,281,982 | \$7,446,025 | \$7,883,243 | \$81,119 | \$7,964,362 |
| Services and Supplies | \$452,244 | \$1,067,492 | \$1,276,785 | \$3,579 | \$1,280,364 |
| Other Charges | \$549,424 | \$688,618 | \$685,251 | \$0 | \$685,251 |
| Fixed Assets | | | | | |
| Equipment | \$129,051 | \$287,900 | \$250,600 | \$26,900 | \$277,500 |
| Other Financing Uses | \$0 | \$0 | \$0 | \$0 | \$0 |
| Equity | \$0 | \$0 | \$0 | \$0 | \$0 |
| Intrafund | (\$1,519,634) | (\$1,320,758) | (\$1,320,758) | \$0 | (\$1,320,758) |
| Contingencies | \$0 | \$0 | \$0 | \$0 | \$0 |
| Gross Costs | \$5,893,067 | \$8,169,277 | \$8,775,121 | \$111,598 | \$8,886,719 |
| Fund Balance | (\$833,048) | \$760,971 | \$1,528,263 | \$0 | \$1,528,263 |
| Net County Cost | \$718,837 | \$866,092 | \$799,992 | \$111,598 | \$911,590 |

*Net County Cost carryover savings included in the 2015-2016 Adopted Final Budget is \$0.

PROGRAM DISCUSSION

At the proposed level of funding, the Department will continue to provide for mandated education, investigation and inspection services for the programs it administers. All mandates will be achieved in a manner that protects the health and safety of the citizens of Stanislaus County and the environment. In October of 2014, Governor Brown signed AB 1826 requiring businesses that generate eight cubic yards of organic waste per week to recycle their organic waste on and after April 1, 2016. This threshold will drop to four cubic yards in January 2017. This unfunded mandate also required local jurisdictions to implement an organic waste recycling program on January 1, 2016, to divert organic waste generated by businesses, including multifamily residential dwellings that consist of five or more units. Department staff will provide education and outreach to businesses that meet the minimum threshold amounts above to comply with this new law. Beginning in 2015, the Department added the education and outreach functions associated with the new Municipal Separate Stormwater Sewer System (MS4) program requirements to its existing education and outreach functions in the Solid Waste Division.

In Fiscal Year 2015-2016, the Board approved a three-year Restoration Plan for the Code Enforcement Unit (CEU) which included adding seven-day-per-week inspector coverage and restoring the Unit manager, an administrative support position and one Zoning Enforcement Officer (ZEO) in year one. The seven-day-per-week coverage began in January 2016. In years two and three, the Plan anticipates restoring one additional ZEO position each year for a total of five ZEOs by Budget Year 2017-2018 to allow for one per Supervisorial District. The Department is requesting \$111,598 in additional net county cost to support year two of the CEU Restoration Plan in Budget Year 2016-2017. This will fund one zoning enforcement officer position, and the vehicle, computer, and phone to support this position.

On November 24, 2015, the Department received approval from the Board of Supervisors to apply for and receive a Sustainable Groundwater Planning (SGWP) Grant for Stressed Basins with the California Department of Water Resources. The SGWP is designed to encourage sustainable management of groundwater resources by providing funding for projects that support the Sustainable Groundwater Management Act (SGMA) through planning and implementation. A Countywide Programmatic Environmental Impact Report (PEIR) relates to implementation of the County's revised Groundwater Ordinance and development of the foundational groundwater planning necessary for the preparation of Groundwater Sustainability Plans for each of the four groundwater subbasins located within Stanislaus

County's geographical footprint. The estimated cost of the development of a Countywide PEIR is \$585,000, of which \$250,000 is provided by the SGWP grant.

The County has suggested a cost-sharing approach for the local cost share balance of \$335,000. This share will be funded through contributions from the County, the cities, and the water districts whom will also be beneficiaries of the PEIR related to long-term sustainable groundwater resources management. The Board of Supervisors approved funding up to \$335,000 in the Fiscal Year 2015-2016 Third Quarter Report. Partners have begun to contribute their cost-share. The final County contribution will be the balance needed to move forward in funding the County-wide PEIR.

The Environmental Resources Department has a total fleet of 42 vehicles; of those 28 meet the minimum age and mileage requirements to be considered for replacement under the Fleet Services Policy. In cooperation with General Services Agency Fleet Services, the Department is requesting to replace five vehicles identified for replacement in Budget Year 2016-2017. These vehicles are used to conduct health inspections, code enforcement field work, graffiti abatement, milk and dairy inspections, HazMat emergency response, and related activities. These vehicles will be replaced with similar vehicles and options that are necessary for the environment in which the vehicles operate in. The cost to replace these vehicles is estimated to total \$133,600, and will be funded with the use of departmental Fund Balance.

In addition, the Department is requesting to purchase two new vehicles, one assigned to the HazMat division to conduct inspections under the mandated Certified Unified Program Agency (CUPA) programs, and the other to support a restored position in Environmental Health. These vehicles will be added consistent with existing vehicles and options that are necessary for the environment in which the vehicles operate in. The cost of these vehicles is estimated to total \$61,200 and will be funded with the use of departmental fund balance and \$26,900 from a CUPA grant the Department intends to apply for. The Department is also requesting to purchase one new truck for the Code Enforcement Program to support the new position discussed earlier, with an estimated cost of \$26,900, which will be funded by an increase in net county cost.

STAFFING IMPACTS

Total current authorized positions— 76

The Department is requesting to restore one unfunded Senior Environmental Health Specialist position due to the increased workload and required monitoring in multiple programs including the Cottage Food Program, Body Art Program, Phase II Small Municipal Separate Storm Sewer System Program, increased enforcement of the Water Conservation Ordinance, and an increased workload in well permit processing and construction inspections. This mid-management position is needed to oversee program development, policy revisions, and to provide staff oversight. This position will be funded through departmental revenue.

The Department is also requesting to add one new Zoning Enforcement Officer position to support the Code Enforcement Unit Restoration Plan and improve services within the County. This position will be funded through the General Fund.

The Department is further requesting to add one new Staff Services Analyst position to replace an existing extra help position. This position will work closely with the Staff Services Coordinator to oversee the Regional Disposal Memorandum of Understanding Agreements with the cities of Ceres, Hughson, Newman, Oakdale, Patterson, Riverbank, Turlock and Waterford. The oversight will include tracking of tonnage deliveries from the Cities to the Waste-to-Energy (WTE) facility and the Fink Road Landfill to insure they are meeting the terms of the Agreement. This position will work closely with the Transfer Station operators providing updates of their tonnage deliveries to the WTE facility and Landfill. This position will be funded from the collection of Franchise fees.

RECOMMENDED PROPOSED BUDGET

It is recommended that a budget of \$8,886,719 be approved for Environmental Resources. This budget is funded by \$6,446,866 in estimated department revenue, \$1,528,263 use of departmental fund balance, and a contribution of \$911,590.

It is recommended to restore one unfunded Senior Environmental Health Specialist position, add one new Zoning Enforcement Officer position, and add one new Staff Services Analyst position.

Total recommended authorized positions— 79



ENVIRONMENTAL RESOURCES—AB939/SOURCE REDUCTION AND RECYCLE

Budget Unit 1004 0034204
Special Revenue Fund

SERVICES PROVIDED

In 1989, California's Integrated Waste Management Act (AB 939) mandated a reduction in waste being disposed of in landfills and established an integrated framework for program implementation, solid waste planning, and solid waste facility and landfill compliance. The AB 939/Source Reduction and Recycle fund is funded through a surcharge on waste disposed at the Waste to Energy Facility. The Department of Environmental Resources provides all reporting required by AB 939 for the County and each of the incorporated cities excluding the City of Modesto. In addition, AB 939 commits Stanislaus County and the participating cities to a list of programs designed to meet the legislation's goals for source reduction, recycling, and education.

FUND/CASH BALANCE

As of July 1, 2016, this fund is projected to have a positive fund balance of \$949 compared to the July 1, 2015 positive balance of \$1,511. The decrease is due to the timing of year-end accounts payables and receivables. Funds are traditionally transferred from this budget unit to the Environmental Resources main operating budget at fiscal year-end to cover the cost of administrative services associated with this budget.

As of July 1, 2016, cash is estimated to be a positive \$87,500 compared to the July 1, 2015 positive balance of \$164,180. The decrease is due to the timing of payables and receivables at year-end. The variance between the cash and fund balance is due to outstanding payables.

| Environmental Resources - AB 939 | | | | | |
|---|-----------------------------|--|--|--|--|
| Classification | 2014-2015 Actual | 2015-2016 Adopted Final Budget* | 2016-2017 Requested Proposed Budget | 2016-2017 Recommended Adjustments | 2016-2017 Recommended Proposed Budget |
| Taxes | \$0 | \$0 | \$0 | \$0 | \$0 |
| Licenses, Permits, Franchises | \$0 | \$0 | \$0 | \$0 | \$0 |
| Fines, Forfeitures, Penalties | \$0 | \$0 | \$0 | \$0 | \$0 |
| Revenue from use of Assets | \$2,386 | \$3,000 | \$5,000 | \$0 | \$5,000 |
| Intergovernmental Revenue | \$10,184 | \$290,396 | \$381,600 | \$0 | \$381,600 |
| Charges for Service | \$772,515 | \$475,972 | \$475,972 | \$0 | \$475,972 |
| Miscellaneous Revenue | \$0 | \$0 | \$0 | \$0 | \$0 |
| Other Financing Sources | \$0 | \$0 | \$0 | \$0 | \$0 |
| Total Revenue | \$785,085 | \$769,368 | \$862,572 | \$0 | \$862,572 |
| Salaries and Benefits | \$0 | \$0 | \$0 | \$0 | \$0 |
| Services and Supplies | \$487,110 | \$410,000 | \$406,000 | \$0 | \$406,000 |
| Other Charges | \$0 | \$0 | \$0 | \$0 | \$0 |
| Fixed Assets | \$0 | \$0 | \$0 | \$0 | \$0 |
| Other Financing Uses | \$0 | \$0 | \$0 | \$0 | \$0 |
| Equity | \$0 | \$0 | \$0 | \$0 | \$0 |
| Intrafund | \$296,159 | \$359,368 | \$457,521 | \$0 | \$457,521 |
| Contingencies | \$0 | \$0 | \$0 | \$0 | \$0 |
| Gross Costs | \$783,269 | \$769,368 | \$863,521 | \$0 | \$863,521 |
| Fund Balance | (\$1,816) | \$0 | \$949 | \$0 | \$949 |
| Net County Cost | \$0 | \$0 | \$0 | \$0 | \$0 |

*Net County Cost carryover savings included in the 2015-2016 Adopted Final Budget is \$0.

PROGRAM DISCUSSION

At the proposed level of funding, the Department can adequately provide education and outreach by providing services and performing activities to promote source reduction, reuse and recycling. These efforts include recycling and anti-litter programs presented to over 1,200 children annually through the pre-school and elementary schools and the County libraries. In addition, the Department annually participates in the Regional Recycling Groups Holiday Recycling Campaign, promotes telephone book recycling, conducts a Second Chance Week event which highlights reuse, and sponsors and attends America Recycles Day events throughout the county. The Department also participates in several annual events such as the City of Modesto’s Earth Day in the park.

On October 6, 2011, the State adopted Mandatory Commercial Recycling (AB 341) which requires businesses generating 4 cubic yards or more of waste per week and multi-family communities with five or more units, to arrange for recycling services. AB 341, an unfunded mandate was implemented on July 1, 2012. Per the regulation, the Department is required to provide outreach, education and monitoring of qualifying businesses. In Budget Year 2016-2017, the Department will continue these efforts required by the State.

In October 2014, Governor Brown signed AB 1826, Mandatory Organic Recycling which requires businesses that generate eight cubic yards or more of organic waste per week and multi-family units of 5 or more to have an organics recycling program in place by April 1, 2016. Department staff will provide education and outreach to businesses and multi-family units in the unincorporated area of the county that are above the minimum threshold.

The Department will also develop the 2017 Recycling Calendar which showcases the winners of its Twelfth Annual Recycling Poster contest open to kindergarten to eighth grade students in 33 Stanislaus County schools.

Confidential paper, non-confidential paper and/or corrugated cardboard is collected on a weekly, bi-monthly, monthly, or as-needed basis by Department staff from 35 Stanislaus County agency locations. In Budget Year 2016-2017, it is estimated that 7.02 tons of corrugated cardboard, 67.14 tons non-confidential paper and 86.45 tons confidential paper will be collected. Non-confidential paper and

corrugated cardboard are provided as recyclable material for new paper products. Confidential paper destruction occurs at the Stanislaus Resource Recovery Facility to produce usable energy.

The Citizen's Guide to Recycling in Stanislaus County is a comprehensive directory of recycling options, opportunities, guidelines, and programs provided to the residents of Stanislaus County. The Guide to Recycling is updated frequently and is published in both English and Spanish. In Budget Year 2016-2017, the Recycling Guide will continue to be distributed to eight of the cities within the County, all County libraries, several classrooms including ESL, at numerous public events, and the three transfer stations operating in the County.

Recycling information and resources are also updated at the Department's Recycling Web Site, www.stanislausrecycles.org. The site includes a data base that locates recycling opportunities by location, the current Recycling Guide, Recycling Events, Partners in Recycling, Recycling Programs, Frequently Asked Questions, Fun and Informative Links for the general public, children and educators. Also included is information on the stormwater program, contact information for the County's refuse haulers and current transfer station rates, and in the upcoming year, the Department will evaluate the implementation of a modified curbside recycling program.

STAFFING IMPACTS

Total current authorized positions— 0

RECOMMENDED PROPOSED BUDGET

It is recommended that a budget of \$863,521 be approved for Environmental Resources – AB 939. This budget is funded by \$862,572 in estimated department revenue and \$949 use of departmental fund balance.

Total recommended authorized positions— 0

STANISLAUS COUNTY, CALIFORNIA
Budget Year 2016-2017



PUBLIC RESOURCES
Other Protection

ENVIRONMENTAL RESOURCES—ABANDONED VEHICLE ABATEMENT

Budget Unit 1014 0034234
 Special Revenue Fund

SERVICES PROVIDED

The Abandoned Vehicle Abatement (AVA) Program responds to abandoned vehicle complaints on both public and private property resulting in the removal of many abandoned vehicles in the unincorporated areas of the County each year.

FUND/CASH BALANCE

As of July 1, 2016, this fund is projected to have a positive fund balance of \$122,355 compared to the July 1, 2015 positive balance of \$117,025. The increase is due to savings in staff costs as a result of a reduced staff level for the first two quarters of the 2015-2016 Fiscal Year. The Department anticipates using \$10,536 of fund balance in Budget Year 2016-2017 to cover the cost of administrative services, services and supplies, and Cost Allocation Plan (CAP) charges. Cash is tracking similar to fund balance.

| Environmental Resources - Abandoned Vehicles | | | | | |
|---|-----------------------------|--|--|--|--|
| Classification | 2014-2015 Actual | 2015-2016 Adopted Final Budget* | 2016-2017 Requested Proposed Budget | 2016-2017 Recommended Adjustments | 2016-2017 Recommended Proposed Budget |
| Taxes | \$0 | \$0 | \$0 | \$0 | \$0 |
| Licenses, Permits, Franchises | \$0 | \$0 | \$0 | \$0 | \$0 |
| Fines, Forfeitures, Penalties | \$0 | \$0 | \$0 | \$0 | \$0 |
| Revenue from use of Assets | \$0 | \$0 | \$0 | \$0 | \$0 |
| Intergovernmental Revenue | \$52,100 | \$50,000 | \$50,000 | \$0 | \$50,000 |
| Charges for Service | \$112 | \$0 | \$0 | \$0 | \$0 |
| Miscellaneous Revenue | \$0 | \$0 | \$0 | \$0 | \$0 |
| Other Financing Sources | \$0 | \$0 | \$0 | \$0 | \$0 |
| Total Revenue | \$52,212 | \$50,000 | \$50,000 | \$0 | \$50,000 |
| Salaries and Benefits | \$0 | \$0 | \$0 | \$0 | \$0 |
| Services and Supplies | \$325 | \$7,500 | \$1,725 | \$0 | \$1,725 |
| Other Charges | \$1,423 | \$965 | \$6,562 | \$0 | \$6,562 |
| Fixed Assets | \$0 | \$0 | \$0 | \$0 | \$0 |
| Other Financing Uses | \$0 | \$0 | \$0 | \$0 | \$0 |
| Equity | \$0 | \$0 | \$0 | \$0 | \$0 |
| Intrafund | \$42,929 | \$43,000 | \$52,249 | \$0 | \$52,249 |
| Contingencies | \$0 | \$0 | \$0 | \$0 | \$0 |
| Gross Costs | \$44,677 | \$51,465 | \$60,536 | \$0 | \$60,536 |
| Fund Balance | (\$7,535) | \$1,465 | \$10,536 | \$0 | \$10,536 |
| Net County Cost | \$0 | \$0 | \$0 | \$0 | \$0 |

*Net County Cost carryover savings included in the 2015-2016 Adopted Final Budget is \$0.

PROGRAM DISCUSSION

At the proposed level of funding, the Department can maintain abatement services within the unincorporated areas of Stanislaus County, Department of Motor Vehicle (DMV) communication services from the California Department of Technology Services, preparation and submission of 403 quarterly reports to Stanislaus Council of Governments (StanCOG), participation in quarterly StanCOG

Abandoned Vehicle Abatement Committee meetings, funding of independent biennial AVA audits as mandated by the State Controller's Office, and compliance with all mandates set forth in the Department of California Highway Patrol's (CHP) Abandoned Vehicle Abatement Program Handbook. To identify core services, the Department evaluated its agreement with StanCOG and reviewed the CHP Handbook. AVA services are provided by three full-time Zoning Enforcement Officers in the Environmental Resources main budget.

STAFFING IMPACTS

Total current authorized positions— 0

RECOMMENDED PROPOSED BUDGET

It is recommended that a budget of \$60,536 be approved for Environmental Resources – Abandoned Vehicle Abatement. This budget is funded by \$50,000 in estimated department revenue and \$10,536 in departmental fund balance.

Total recommended authorized positions— 0

STANISLAUS COUNTY, CALIFORNIA
Budget Year 2016-2017

PUBLIC RESOURCES
Other Protection



ENVIRONMENTAL RESOURCES—BEVERAGE CONTAINER RECYCLING

Budget Unit 1010 0034211
Special Revenue Fund

SERVICES PROVIDED

This program promotes source reduction, reuse and recycling of beverage containers, and provides public education specific to beverage container recycling. In the 1980's, Assembly Bill 2020 (AB 2020), more commonly known as the "Bottle Bill," was enacted. It was this legislation that created the point-of-purchase surcharge on most bottled beverages, such as soda pop, bottled water, wine coolers, beer, etc. Amendments to AB 2020 were made in 1999 prior to the "sunset" of the legislation. The most significant change for local government was the return of some of the surcharge monies to the local level for the enhancement of beverage container recycling efforts. More specifically, Section 14581 (a) (4) (A) of the Beverage Container Recycling and Litter Reduction Act was revised to require that \$10.5 million be returned annually to cities and counties on a per capita basis. Jurisdictions can apply for funds either individually or jointly. The goal of the Department's beverage container recycling programs is to reach and maintain an 80% recycling rate for all California Refund Value (CRV) beverage containers. Programs implemented by the Department will assist in reaching and maintaining this goal.

FUND/CASH BALANCE

As of July 1, 2016, this fund is projected to have a positive fund balance of \$358 compared to the July 1, 2015 balance of \$358. At year-end, funds are traditionally transferred from this budget unit to the Environmental Resources main operating budget to cover administrative costs associated with this budget and to end the year at or near zero.

As of July 1, 2016, cash is estimated to be a positive balance of \$30,000 compared to the July 1, 2015 balance of \$4,080. The increase is due to the anticipated amount of grant funds the Department will be awarded from the State for Budget Year 2016-2017, which are typically received shortly after the Fiscal Year has begun. The difference between the cash and fund balance is due to the timing of payables and receivables at year-end.

| Environmental Resources - Beverage Container Recycling | | | | | |
|---|-----------------------------|--|--|--|--|
| Classification | 2014-2015 Actual | 2015-2016 Adopted Final Budget* | 2016-2017 Requested Proposed Budget | 2016-2017 Recommended Adjustments | 2016-2017 Recommended Proposed Budget |
| Taxes | \$0 | \$0 | \$0 | \$0 | \$0 |
| Licenses, Permits, Franchises | \$0 | \$0 | \$0 | \$0 | \$0 |
| Fines, Forfeitures, Penalties | \$0 | \$0 | \$0 | \$0 | \$0 |
| Revenue from use of Assets | \$0 | \$0 | \$0 | \$0 | \$0 |
| Intergovernmental Revenue | \$29,406 | \$30,000 | \$29,952 | \$0 | \$29,952 |
| Charges for Service | \$0 | \$0 | \$0 | \$0 | \$0 |
| Miscellaneous Revenue | \$0 | \$0 | \$0 | \$0 | \$0 |
| Other Financing Sources | \$0 | \$0 | \$0 | \$0 | \$0 |
| Total Revenue | \$29,406 | \$30,000 | \$29,952 | \$0 | \$29,952 |
| Salaries and Benefits | \$0 | \$0 | \$0 | \$0 | \$0 |
| Services and Supplies | \$16,862 | \$18,000 | \$17,122 | \$0 | \$17,122 |
| Other Charges | \$0 | \$0 | \$0 | \$0 | \$0 |
| Fixed Assets | \$0 | \$0 | \$0 | \$0 | \$0 |
| Other Financing Uses | \$0 | \$0 | \$0 | \$0 | \$0 |
| Equity | \$0 | \$0 | \$0 | \$0 | \$0 |
| Intrafund | \$12,186 | \$12,000 | \$13,188 | \$0 | \$13,188 |
| Contingencies | \$0 | \$0 | \$0 | \$0 | \$0 |
| Gross Costs | \$29,048 | \$30,000 | \$30,310 | \$0 | \$30,310 |
| Fund Balance | (\$358) | \$0 | \$358 | \$0 | \$358 |
| Net County Cost | \$0 | \$0 | \$0 | \$0 | \$0 |

*Net County Cost carryover savings included in the 2015-2016 Adopted Final Budget is \$0.

PROGRAM DISCUSSION

At the proposed level of funding, the Department can adequately provide services and perform activities associated with this program. In Budget Year 2016-2017, these funds will continue to pay for a portion of the costs associated with the activities and processes necessary to meet the State's requirements for AB 341, Mandatory Commercial Recycling in the areas of outreach, education and monitoring. Costs include printing, mailing and other distribution methods of an informational flyer/brochure notifying qualified businesses of the State Law. Included in the mail outs is a survey which will provide the Department with recycling information which is used to monitor the program.

The Department will utilize program funds to assist in maintaining and expanding a recycling infrastructure at its County parks and reservoirs. Funds will continue to be used to maintain the level of outreach and education it currently provides to the residents of Stanislaus County. These efforts include recycling presentations to various civic groups, businesses, classrooms and maintain and staffing a booth at public events. A percentage of these funds will also be used by the Department for staff costs accrued while implementing these programs.

STAFFING IMPACTS

Total current authorized positions— 0

RECOMMENDED PROPOSED BUDGET

It is recommended that a budget of \$30,310 be approved for Environmental Resources – Beverage Container Recycling. This budget is funded by \$29,952 in estimated department revenue and \$358 in departmental fund balance.

Total recommended authorized positions— 0

STANISLAUS COUNTY, CALIFORNIA
Budget Year 2016-2017



PUBLIC RESOURCES
Other Protection

ENVIRONMENTAL RESOURCES—CODE ENFORCEMENT ABATEMENT

Budget Unit 1016 0034237
 Special Revenue Fund

SERVICES PROVIDED

This Stanislaus County Environmental Resources- Code Enforcement Abatement fund provides critical funding for the abatement of zoning violations within the County of Stanislaus.

FUND/CASH BALANCE

As of July 1, 2016, this fund is projected to have a positive fund balance of \$119,200 compared to the July 1, 2015 fund balance of \$119,200. The Department has budgeted the use of \$20,000 in fund balance in Budget Year 2016-2017. Cash is tracking similar to fund balance.

| Environmental Resources - Code Enforcement Abatement | | | | | |
|---|-----------------------------|--|--|--|--|
| Classification | 2014-2015 Actual | 2015-2016 Adopted Final Budget* | 2016-2017 Requested Proposed Budget | 2016-2017 Recommended Adjustments | 2016-2017 Recommended Proposed Budget |
| Taxes | \$0 | \$0 | \$0 | \$0 | \$0 |
| Licenses, Permits, Franchises | \$0 | \$0 | \$0 | \$0 | \$0 |
| Fines, Forfeitures, Penalties | \$0 | \$0 | \$0 | \$0 | \$0 |
| Revenue from use of Assets | \$0 | \$0 | \$0 | \$0 | \$0 |
| Intergovernmental Revenue | \$0 | \$0 | \$0 | \$0 | \$0 |
| Charges for Service | \$0 | \$0 | \$0 | \$0 | \$0 |
| Miscellaneous Revenue | \$0 | \$0 | \$0 | \$0 | \$0 |
| Other Financing Sources | \$0 | \$0 | \$0 | \$0 | \$0 |
| Total Revenue | \$0 | \$0 | \$0 | \$0 | \$0 |
| Salaries and Benefits | \$0 | \$0 | \$0 | \$0 | \$0 |
| Services and Supplies | \$5,800 | \$20,000 | \$20,000 | \$0 | \$20,000 |
| Other Charges | \$0 | \$0 | \$0 | \$0 | \$0 |
| Fixed Assets | \$0 | \$0 | \$0 | \$0 | \$0 |
| Other Financing Uses | \$0 | \$0 | \$0 | \$0 | \$0 |
| Equity | \$0 | \$0 | \$0 | \$0 | \$0 |
| Intrafund | \$0 | \$0 | \$0 | \$0 | \$0 |
| Contingencies | \$0 | \$0 | \$0 | \$0 | \$0 |
| Gross Costs | \$5,800 | \$20,000 | \$20,000 | \$0 | \$20,000 |
| Fund Balance | \$5,800 | \$20,000 | \$20,000 | \$0 | \$20,000 |
| Net County Cost | \$0 | \$0 | \$0 | \$0 | \$0 |

*Net County Cost carryover savings included in the 2015-2016 Adopted Final Budget is \$0.

PROGRAM DISCUSSION

The Department receives approximately 850 complaints per year that it must investigate. The majority of these cases are resolved at the staff level. Those that cannot be resolved at the staff level are presented to the Nuisance Abatement Hearing Board (NAHB) and ultimately the Board of Supervisors. When nuisances remain unabated, the Department must take action to do such things as refuse/debris clean-up and the boarding of vacant and unsecured structures. Because funds have not been specifically allocated for nuisance abatement in the past, the Department must be selective in abating only those nuisances that have a serious and immediate public health and safety implication. The

Department must also be sensitive to taking on cases that may result in the need for county legal action.

The Code Enforcement Abatement Fund was established to create a specific, revolving fund for the more difficult cases and was made possible by using \$125,000 received in revenue from an October 2013 enforcement settlement action. Any funds that are recouped from these cases would be deposited back into the fund.

The intent of this fund is to allow cost protection for legal processes above and beyond what the Department has budgeted to do their work. A committee comprised of the Director of Environmental Resources, Director of Planning and Community Development, County Counsel, and the Chief Executive Office designee reviews and approves recommended uses.

STAFFING IMPACTS

Total current authorized positions—0

RECOMMENDED PROPOSED BUDGET

It is recommended that a budget of \$20,000 be approved for Environmental Resources – Code Enforcement Abatement. This budget is funded by \$20,000 in departmental fund balance.

Total recommended authorized positions— 0

STANISLAUS COUNTY, CALIFORNIA
Budget Year 2016-2017



PUBLIC RESOURCES
Other Protection

ENVIRONMENTAL RESOURCES—DISCLOSURE PROGRAM

Budget Unit 1005 0034205
 Special Revenue Fund

SERVICES PROVIDED

The Disclosure Program provides for the State mandated inspection, enforcement and reporting required for businesses that store hazardous materials. Each applicable business must complete and submit a Business Plan to the Department and certify an annual inventory of chemicals stored onsite. Emergency response personnel are provided access to this information and it is continuously updated. These plans are an important tool for the protection of public health and the environment.

FUND/CASH BALANCE

As of July 1, 2016, this fund is projected to have a positive fund balance of \$308,940 compared to the July 1, 2015 balance of \$348,908. This program is funded through fees to businesses and the available fund balance is utilized to continue the program if resources decline. The decrease is due to the use of fund balance in Fiscal Year 2015-2016. The Department anticipates using \$34,479 of fund balance in Budget Year 2016-2017 to offset costs associated with the Farm Disclosure Program and to pay the annual Decade software license fee in order to comply with mandated electronic reporting requirements. Cash is tracking similar to fund balance.

| Environmental Resources - Disclosure Program | | | | | |
|---|-----------------------------|--|--|--|--|
| Classification | 2014-2015 Actual | 2015-2016 Adopted Final Budget* | 2016-2017 Requested Proposed Budget | 2016-2017 Recommended Adjustments | 2016-2017 Recommended Proposed Budget |
| Taxes | \$0 | \$0 | \$0 | \$0 | \$0 |
| Licenses, Permits, Franchises | \$0 | \$0 | \$0 | \$0 | \$0 |
| Fines, Forfeitures, Penalties | \$0 | \$0 | \$0 | \$0 | \$0 |
| Revenue from use of Assets | \$1,761 | \$0 | \$2,521 | \$0 | \$2,521 |
| Intergovernmental Revenue | \$0 | \$0 | \$0 | \$0 | \$0 |
| Charges for Service | \$354,275 | \$344,000 | \$358,000 | \$0 | \$358,000 |
| Miscellaneous Revenue | \$0 | \$0 | \$0 | \$0 | \$0 |
| Other Financing Sources | \$0 | \$0 | \$0 | \$0 | \$0 |
| Total Revenue | \$356,036 | \$344,000 | \$360,521 | \$0 | \$360,521 |
| Salaries and Benefits | \$0 | \$0 | \$0 | \$0 | \$0 |
| Services and Supplies | \$14,371 | \$23,000 | \$36,000 | \$0 | \$36,000 |
| Other Charges | \$0 | \$0 | \$0 | \$0 | \$0 |
| Fixed Assets | \$0 | \$0 | \$0 | \$0 | \$0 |
| Other Financing Uses | \$0 | \$0 | \$0 | \$0 | \$0 |
| Equity | \$0 | \$0 | \$0 | \$0 | \$0 |
| Intrafund | \$358,008 | \$357,000 | \$359,000 | \$0 | \$359,000 |
| Contingencies | \$0 | \$0 | \$0 | \$0 | \$0 |
| Gross Costs | \$372,379 | \$380,000 | \$395,000 | \$0 | \$395,000 |
| Fund Balance | \$16,343 | \$36,000 | \$34,479 | \$0 | \$34,479 |
| Net County Cost | \$0 | \$0 | \$0 | \$0 | \$0 |

*Net County Cost carryover savings included in the 2015-2016 Adopted Final Budget is \$0.

PROGRAM DISCUSSION

At the proposed level of funding, the Department can maintain a level of services that provides oversight to the Disclosure Program and incorporates the completion of all inspections within mandatory timelines in addition to ensuring that all regulated businesses are in compliance with applicable laws.

STAFFING IMPACTS

Total current authorized positions— 0

RECOMMENDED PROPOSED BUDGET

It is recommended that a budget of \$395,000 be approved for the Environmental Resources – Disclosure Program. This budget is funded by \$360,521 in estimated department revenue and \$34,479 in departmental fund balance.

Total recommended authorized positions— 0

STANISLAUS COUNTY, CALIFORNIA
Budget Year 2016-2017



PUBLIC RESOURCES
Other Protection

ENVIRONMENTAL RESOURCES—E-WASTE COLLECTION FACILITY

Budget Unit 1015 0034236
 Special Revenue Fund

SERVICES PROVIDED

This Electronic (E-Waste) Collection Facility Program is operated by the Department of Environmental Resources and is available to all the citizens who live within the cities and the unincorporated areas of Stanislaus County. This program provides for the diversion of electronic and universal waste from landfills and roadside dumping through the operation of a permanent E-Waste Collection Facility. Eligible items include most electronics with cords, computer monitors, televisions, microwaves, stereo equipment and household batteries. The E-Waste Collection Facility also accepts fluorescent tubes for disposal. The E-Waste Collection Facility is open throughout the year on Friday and Saturday for homeowners and Wednesday for small businesses to safely dispose of unwanted electronic waste.

FUND/CASH BALANCE

As of July 1, 2016, this fund is projected to have a zero fund balance compared to the July 1, 2015 positive balance of \$125. The decrease is due to the timing of the transfer of funds from the Household Hazardous Waste fund to cover any remaining expenses at year-end close. The E-Waste facility is funded through a special recyclables fund and the remaining expenses are funded through the Household Hazardous Waste fund, which typically leaves little to no fund balance at year-end close. Cash is tracking similar to fund balance.

| Environmental Resources - E-Waste Collection Facility | | | | | |
|--|-----------------------------|--|--|--|--|
| Classification | 2014-2015 Actual | 2015-2016 Adopted Final Budget* | 2016-2017 Requested Proposed Budget | 2016-2017 Recommended Adjustments | 2016-2017 Recommended Proposed Budget |
| Taxes | \$0 | \$0 | \$0 | \$0 | \$0 |
| Licenses, Permits, Franchises | \$0 | \$0 | \$0 | \$0 | \$0 |
| Fines, Forfeitures, Penalties | \$0 | \$0 | \$0 | \$0 | \$0 |
| Revenue from use of Assets | \$0 | \$0 | \$0 | \$0 | \$0 |
| Intergovernmental Revenue | \$0 | \$0 | \$0 | \$0 | \$0 |
| Charges for Service | \$29,057 | \$25,200 | \$0 | \$0 | \$0 |
| Miscellaneous Revenue | \$0 | \$0 | \$0 | \$0 | \$0 |
| Other Financing Sources | \$0 | \$0 | \$0 | \$0 | \$0 |
| Total Revenue | \$29,057 | \$25,200 | \$0 | \$0 | \$0 |
| Salaries and Benefits | \$0 | \$0 | \$0 | \$0 | \$0 |
| Services and Supplies | \$13,054 | \$25,500 | \$0 | \$0 | \$0 |
| Other Charges | \$0 | \$700 | \$0 | \$0 | \$0 |
| Fixed Assets | \$0 | \$0 | \$0 | \$0 | \$0 |
| Other Financing Uses | \$0 | \$0 | \$0 | \$0 | \$0 |
| Equity | \$0 | \$0 | \$0 | \$0 | \$0 |
| Intrafund | \$15,672 | (\$1,000) | \$0 | \$0 | \$0 |
| Contingencies | \$0 | \$0 | \$0 | \$0 | \$0 |
| Gross Costs | \$28,726 | \$25,200 | \$0 | \$0 | \$0 |
| Fund Balance | (\$331) | \$0 | \$0 | \$0 | \$0 |
| Net County Cost | \$0 | \$0 | \$0 | \$0 | \$0 |

*Net County Cost carryover savings included in the 2015-2016 Adopted Final Budget is \$0.

PROGRAM DISCUSSION

In Budget Year 2016-2017, the Department is combining the Electronic, or E-Waste, budget with the Household Hazardous Waste (HHW) budget for the following reasons: E-Waste, from a regulatory perspective, falls under the umbrella of waste streams that are traditionally generated by households. HHW and E-Waste fall under a regulatory category of wastes known as Hazardous Wastes. Traditional HHW and E-Waste are all processed together at the HHW facility on Morgan Road as a service to citizens of Stanislaus County. There is no significant delineation of services provided to the public regarding the recycling of HHW and E-Waste; it is an integrated service. As such, it is not necessary to maintain two separate budget units for programs that are and have continuously been housed and managed together and it is more efficient to combine them.

STAFFING IMPACTS

Total current authorized positions— 0

RECOMMENDED PROPOSED BUDGET

There is no recommended budget for Environmental Resources – E-Waste Collection Facility. This budget unit is no longer active and has been combined with Environmental Resources - Household Hazardous Waste budget in Budget Year 2016-2017. Per State Controller guidelines, inactive budgets must be included in the annual spending plan over a 3-year period before it is removed from the County Budget.

Total recommended authorized positions— 0

STANISLAUS COUNTY, CALIFORNIA

Budget Year 2016-2017

PUBLIC RESOURCES

Public Ways



ENVIRONMENTAL RESOURCES—FINK ROAD LANDFILL

Budget Unit 4021 0041100

Enterprise Fund

SERVICES PROVIDED

The Fink Road Landfill provides landfill services for Class III municipal solid waste for all of Stanislaus County. Landfill services are also provided for the combustion ash that results from the transformation of municipal solid waste at the adjacent Waste-to-Energy Facility.

FUND/CASH BALANCE

As of July 1, 2016, this fund is projected to have a positive retained earnings balance of \$25,494,714 compared to the July 1, 2015 positive balance of \$24,524,487. The July 1, 2015, retained earnings balance has been decreased due to the posting of a prior period adjustment for the unfunded pension liability specific to this department, in the amount of \$920,392, in accordance with the requirements of Governmental Accounting Standards Board (GASB) Statement No. 68, which accounts for the majority of this variance. This is an accounting entry for purposes of financial statement reporting and is not representative of operations of the department. These funds are held in trust to fund future capital improvements and fixed assets as well as the closure activities at the Geer Road Landfill. Other than the GASB 68 impact, current Department business operations will have a positive contribution to retained earnings by June 30, 2016. The Department anticipates using \$5,235,015 of retained earnings in Budget Year 2016-2017 for the new Ash Cell 4 development, anticipated Infill Project, and upgrades to the landfill gas collection system.

As of July 1, 2016, cash is estimated to be a positive \$15,500,000 compared to the July 1, 2015 positive balance of \$13,840,650. The increase is due to increased tonnage being received from the regional agency cities now that the Memorandum of Understanding (MOU) agreements are in place. The difference between the cash and retained earnings is due to the non-cash items on the balance sheet, such as compensated absences, depreciation and fixed assets.

| Environmental Resources - Fink Road Landfill | | | | | |
|---|-----------------------------|--|--|--|--|
| Classification | 2014-2015 Actual | 2015-2016 Adopted Final Budget* | 2016-2017 Requested Proposed Budget | 2016-2017 Recommended Adjustments | 2016-2017 Recommended Proposed Budget |
| Taxes | \$0 | \$0 | \$0 | \$0 | \$0 |
| Licenses, Permits, Franchises | \$0 | \$0 | \$0 | \$0 | \$0 |
| Fines, Forfeitures, Penalties | \$0 | \$0 | \$0 | \$0 | \$0 |
| Revenue from use of Assets | \$657,924 | \$560,000 | \$560,000 | \$0 | \$560,000 |
| Intergovernmental Revenue | \$99 | \$0 | \$0 | \$0 | \$0 |
| Charges for Service | \$6,162,143 | \$6,450,958 | \$6,275,567 | \$0 | \$6,275,567 |
| Miscellaneous Revenue | \$140,215 | \$60,000 | \$60,000 | \$0 | \$60,000 |
| Other Financing Sources | \$0 | \$0 | \$0 | \$0 | \$0 |
| Total Revenue | \$6,960,381 | \$7,070,958 | \$6,895,567 | \$0 | \$6,895,567 |
| Salaries and Benefits | \$1,184,210 | \$1,313,594 | \$1,500,727 | \$0 | \$1,500,727 |
| Services and Supplies | \$1,749,133 | \$6,387,350 | \$6,988,925 | \$0 | \$6,988,925 |
| Other Charges | \$1,829,732 | \$1,411,181 | \$1,367,117 | \$0 | \$1,367,117 |
| Fixed Assets | | | | | |
| Buildings & Improvements | \$0 | \$250,000 | \$250,000 | \$0 | \$250,000 |
| Equipment | (\$5,919) | \$561,500 | \$617,000 | \$0 | \$617,000 |
| Other Financing Uses | \$1,182,471 | \$1,238,026 | \$1,406,813 | \$0 | \$1,406,813 |
| Equity | \$0 | \$0 | \$0 | \$0 | \$0 |
| Intrafund | \$0 | \$0 | \$0 | \$0 | \$0 |
| Contingencies | \$0 | \$0 | \$0 | \$0 | \$0 |
| Gross Costs | \$5,939,627 | \$11,161,651 | \$12,130,582 | \$0 | \$12,130,582 |
| Retained Earnings | (\$1,020,754) | \$4,090,693 | \$5,235,015 | \$0 | \$5,235,015 |
| Net County Cost | \$0 | \$0 | \$0 | \$0 | \$0 |

*Net County Cost carryover savings included in the 2015-2016 Adopted Final Budget is \$0.

PROGRAM DISCUSSION

At the proposed level of funding, the Department will continue to provide adequate disposal capacity and landfill operations for all of Stanislaus County in compliance with State, Federal, regional, and local landfill requirements. Specific programs provided within this budget submittal are the following: Class III municipal solid waste disposal, Class II combustion ash disposal, a roadside clean-up program, and a waste management unit closure program. The budget includes resources to meet the State's annual closure/post-closure requirements for both Fink and Geer Road Landfills. The Department anticipates that a required upgrade to the landfill gas collection system will cost an estimated \$500,000 at the time the Air Resources Board requires this to be initiated. In Budget Year 2016-2017 it is also anticipated that construction will begin on Ash Cell 4 with an estimated project cost of approximately \$3,500,000.

Effective June 1, 2015, the County began a Regional Agency approach with the nine local cities, in the form of 10-year Memoranda of Understanding Agreements for directing waste flow to the waste-to-energy facility and the Fink Road Landfill. Waste deliveries are being met in accordance with those Agreements and County staff track this on a weekly and monthly basis, reporting regularly to the cities and their waste haulers. Nine years currently remain on the Agreements, which provides a stable flow of waste to those facilities to ensure their economic viability for many years to come.

The Department has a total fleet of 11 vehicles at the Fink Road Landfill, of those five meet the minimum age and mileage requirements to be considered for replacement under the Fleet Services Policy. In cooperation with General Services Agency Fleet Services, the Department is requesting to replace two vehicles located at the landfill that have been identified for replacement consideration in Budget Year 2016-2017. These vehicles are used onsite in the day-to-day operation of the Landfill and related activities. These vehicles will be replaced with similar vehicles and options that are necessary for the environment in which the vehicles operate in. The cost to replace these vehicles is estimated to total \$55,800, and will be funded with the use of departmental Fund Balance.

STAFFING IMPACTS

Total current authorized positions— 14

The Department is requesting to restore one unfunded Landfill Equipment Operator III position. The Fink Road Landfill has consistently utilized part-time extra help staffing over the years. Now that the 10-year Regional City Memorandum of Understanding Agreements are in place, the department is requesting to restore a full-time position and reduce some of its reliance on part-time extra help staff.

RECOMMENDED PROPOSED BUDGET

It is recommended that a budget of \$12,130,582 be approved for Environmental Resources – Fink Road Landfill. This budget is funded by \$6,895,567 in estimated department revenue and \$5,235,015 in departmental fund balance.

It is also recommended to restore one unfunded Landfill Equipment Operator III position.

Total recommended authorized positions— 15

STANISLAUS COUNTY, CALIFORNIA
Budget Year 2016-2017



PUBLIC RESOURCES
Public Ways

ENVIRONMENTAL RESOURCES—GEER ROAD LANDFILL

Budget Unit 4031 0041200
 Enterprise Fund

SERVICES PROVIDED

The Geer Road Landfill is no longer an active landfill. The facility stopped accepting waste in 1990 and went through an official closure in accordance with State requirements in 1995. The facility is now in a post-closure monitoring and maintenance mode.

FUND/CASH BALANCE

As of July 1, 2016, this fund is projected to have a positive retained earnings balance of \$234,713 compared to the July 1, 2015 positive balance of \$234,725.

As of July 1, 2016, the Operating Fund is projected to have a cash balance of \$0, as compared to the July 1, 2015 cash balance of \$167,161. At the beginning of the Fiscal Year, funds are transferred from the Post-Closure account to the Geer Road Landfill Operating Fund to cover the estimated expenses for the upcoming year and any deficit from the prior Fiscal Year. At year end, additional funds are transferred, if necessary, to end the year with no cash balance. The balance in the Post-Closure (6016) account on July 1, 2016, is estimated to be \$541,509 compared to the July 1, 2015 balance of \$1,433,398. The decrease is due to ongoing post closure work being required at the landfill by the Regional Water Quality Control Board.

| Environmental Resources - Geer Road Landfill | | | | | |
|---|-----------------------------|--|--|--|--|
| Classification | 2014-2015 Actual | 2015-2016 Adopted Final Budget* | 2016-2017 Requested Proposed Budget | 2016-2017 Recommended Adjustments | 2016-2017 Recommended Proposed Budget |
| Taxes | \$0 | \$0 | \$0 | \$0 | \$0 |
| Licenses, Permits, Franchises | \$0 | \$0 | \$0 | \$0 | \$0 |
| Fines, Forfeitures, Penalties | \$0 | \$0 | \$0 | \$0 | \$0 |
| Revenue from use of Assets | (\$1,390) | \$0 | \$0 | \$0 | \$0 |
| Intergovernmental Revenue | \$0 | \$0 | \$0 | \$0 | \$0 |
| Charges for Service | \$0 | \$0 | \$0 | \$0 | \$0 |
| Miscellaneous Revenue | \$0 | \$0 | \$0 | \$0 | \$0 |
| Other Financing Sources | \$1,495,421 | \$2,163,157 | \$1,981,063 | \$0 | \$1,981,063 |
| Total Revenue | \$1,494,031 | \$2,163,157 | \$1,981,063 | \$0 | \$1,981,063 |
| Salaries and Benefits | \$0 | \$0 | \$0 | \$0 | \$0 |
| Services and Supplies | \$1,393,380 | \$1,896,525 | \$1,893,050 | \$0 | \$1,893,050 |
| Other Charges | \$102,040 | \$102,853 | \$88,013 | \$0 | \$88,013 |
| Fixed Assets | \$0 | \$0 | \$0 | \$0 | \$0 |
| Other Financing Uses | \$0 | \$0 | \$0 | \$0 | \$0 |
| Equity | \$0 | \$0 | \$0 | \$0 | \$0 |
| Intrafund | \$0 | \$0 | \$0 | \$0 | \$0 |
| Contingencies | \$0 | \$0 | \$0 | \$0 | \$0 |
| Gross Costs | \$1,495,420 | \$1,999,378 | \$1,981,063 | \$0 | \$1,981,063 |
| Retained Earnings | \$1,389 | (\$163,779) | \$0 | \$0 | \$0 |
| Net County Cost | \$0 | \$0 | \$0 | \$0 | \$0 |

*Net County Cost carryover savings included in the 2015-2016 Adopted Final Budget is \$0.

PROGRAM DISCUSSION

At the proposed level of funding, the Department can continue to provide the required post-closure maintenance and monitoring. Included in the post-closure program are a groundwater protection program, a surface water protection program, underground gas control systems, and a groundwater extraction and treatment system. Beginning with Fiscal Year 2011-2012, the Department's costs for ongoing post-closure programs at this site increased significantly as the result of being issued a Cease and Desist Order by the Regional Water Quality Control Board (RWQCB). As such, post-closure funds have significantly declined and may be insufficient to cover operating expenses beyond Budget Year 2017-2018 depending upon the final cost of capital improvements recommended in the Report of Waste Discharge submitted to the RWQCB in December 2012.

The County continues to anticipate additional reimbursement for recent expenses from multiple insurance companies for policies which the County holds that do not have pollution exclusion coverage. Modest payments began being received in 2013, but have only totaled about \$598,000 to date. Additional payments are anticipated which may exceed \$1M. Payments are being negotiated by Brown & Winters on behalf of the County. If funds become insufficient to cover anticipated costs, the County and the site's co-owner, the City of Modesto, will need to identify additional funding.

STAFFING IMPACTS

Total current authorized positions— 0

RECOMMENDED PROPOSED BUDGET

It is recommended that a budget of \$1,981,063 be approved for Environmental Resources – Geer Road Landfill. This budget is funded by \$1,981,063 in estimated department revenue.

Total recommended authorized positions— 0

STANISLAUS COUNTY, CALIFORNIA
Budget Year 2016-2017



PUBLIC RESOURCES
Other Protection

ENVIRONMENTAL RESOURCES—HOUSEHOLD HAZARDOUS WASTE

Budget Unit 1002 0034202
 Special Revenue Fund

SERVICES PROVIDED

The Household Hazardous Waste Program is operated by the Department of Environmental Resources and is available to all the citizens who live within the cities and the unincorporated areas of Stanislaus County. This program provides for the diversion of household hazardous waste and electronic waste from sewer systems, landfills, and roadside dumping through the operation of a permanent household hazardous waste facility and temporary collection events. The permanent household hazardous collection facility is open throughout the year on Wednesday, Friday and Saturday for homeowners and approved Conditionally Exempt Small Quantity Generators (CESQG) to safely dispose of unwanted hazardous waste and electronic waste.

FUND/CASH BALANCE

As of July 1, 2016, this fund is projected to have a positive fund balance of \$889,909 compared to the July 1, 2015 positive balance of \$838,196. The increase is due to savings on operation and disposal costs, specifically from savings on the cost of paint disposal due to participating in the PaintCare program. The Department anticipates using \$63,775 of fund balance in Budget Year 2016-2017 to offset staffing costs in the Household Hazardous Waste Collection and E-Waste programs. Cash is tracking similar to fund balance.

| Environmental Resources - Household Hazardous Waste | | | | | |
|--|-----------------------------|--|--|--|--|
| Classification | 2014-2015 Actual | 2015-2016 Adopted Final Budget* | 2016-2017 Requested Proposed Budget | 2016-2017 Recommended Adjustments | 2016-2017 Recommended Proposed Budget |
| Taxes | \$0 | \$0 | \$0 | \$0 | \$0 |
| Licenses, Permits, Franchises | \$0 | \$0 | \$0 | \$0 | \$0 |
| Fines, Forfeitures, Penalties | \$0 | \$0 | \$0 | \$0 | \$0 |
| Revenue from use of Assets | \$6,436 | \$0 | \$0 | \$0 | \$0 |
| Intergovernmental Revenue | \$0 | \$0 | \$0 | \$0 | \$0 |
| Charges for Service | \$780,801 | \$778,500 | \$756,950 | \$0 | \$756,950 |
| Miscellaneous Revenue | \$31,740 | \$0 | \$1,270 | \$0 | \$1,270 |
| Other Financing Sources | \$0 | \$0 | \$0 | \$0 | \$0 |
| Total Revenue | \$818,977 | \$778,500 | \$758,220 | \$0 | \$758,220 |
| Salaries and Benefits | \$0 | \$0 | \$0 | \$0 | \$0 |
| Services and Supplies | \$175,093 | \$284,500 | \$286,700 | \$0 | \$286,700 |
| Other Charges | \$3,963 | \$8,000 | \$3,515 | \$0 | \$3,515 |
| Fixed Assets | \$0 | \$0 | \$0 | \$0 | \$0 |
| Other Financing Uses | \$0 | \$0 | \$0 | \$0 | \$0 |
| Equity | \$0 | \$0 | \$0 | \$0 | \$0 |
| Intrafund | \$413,613 | \$486,000 | \$531,780 | \$0 | \$531,780 |
| Contingencies | \$0 | \$0 | \$0 | \$0 | \$0 |
| Gross Costs | \$592,669 | \$778,500 | \$821,995 | \$0 | \$821,995 |
| Fund Balance | (\$226,308) | \$0 | \$63,775 | \$0 | \$63,775 |
| Net County Cost | \$0 | \$0 | \$0 | \$0 | \$0 |

*Net County Cost carryover savings included in the 2015-2016 Adopted Final Budget is \$0.

PROGRAM DISCUSSION

At the proposed level of funding, the Department can maintain a level of service that provides oversight to the Household Hazardous and Electronic Waste Collection Programs and disposal options to residents and businesses who are Conditionally Exempt Small Quantity Generators.

Many common household products are hazardous. If these products are handled or disposed of incorrectly, they can pose a threat to human health, animals, and the environment. When these products are discarded, they become "household hazardous waste." In California, it is illegal to dispose of household hazardous waste in the trash, down the drain, or by abandonment. Household Hazardous waste needs to be disposed of through a Household Hazardous Waste Program.

In Budget Year 2016-2017, the Department is combining the Electronic, or E-Waste, budget with the Household Hazardous Waste (HHW) budget for the following reasons: E-Waste, from a regulatory perspective, falls under the umbrella of waste streams that are traditionally generated by households. HHW and E-Waste fall under a regulatory category of wastes known as Hazardous Wastes. Traditional HHW and E-Waste are all processed together at the HHW facility on Morgan Road as a service to citizens of Stanislaus County. There is no significant delineation of services provided to the public regarding the recycling of HHW and E-Waste; it is an integrated service. As such, it is not necessary to maintain two separate budget units for programs that are and have continuously been housed and managed together and it is more efficient to combine them.

STAFFING IMPACTS

Total current authorized positions— 0

RECOMMENDED PROPOSED BUDGET

It is recommended that a budget of \$821,995 be approved for Environmental Resources – Household Hazardous Waste. This budget is funded by \$758,220 in estimated department revenue and \$63,775 use of departmental fund balance.

Total recommended authorized positions— 0

STANISLAUS COUNTY, CALIFORNIA
Budget Year 2016-2017



PUBLIC RESOURCES
Other Protection

ENVIRONMENTAL RESOURCES—TRUST FUND

Budget Unit 1009 0034209
 Special Revenue Fund

SERVICES PROVIDED

The Stanislaus County Environmental Resources Trust Fund provides critical grant funding for environmental enforcement and/or the enhancement of the environment within the County of Stanislaus. All public agencies and non-profit organizations are eligible for the grants.

FUND/CASH BALANCE

As of July 1, 2016, this fund is projected to have a positive fund balance of \$41,240 compared to the July 1, 2015 balance of \$41,059. The slight increase is due to interest earnings on the fund's balance. Cash is tracking similar to fund balance.

| Environmental Resources - Trust Fund | | | | | |
|---|-----------------------------|--|--|--|--|
| Classification | 2014-2015 Actual | 2015-2016 Adopted Final Budget* | 2016-2017 Requested Proposed Budget | 2016-2017 Recommended Adjustments | 2016-2017 Recommended Proposed Budget |
| Taxes | \$0 | \$0 | \$0 | \$0 | \$0 |
| Licenses, Permits, Franchises | \$0 | \$0 | \$0 | \$0 | \$0 |
| Fines, Forfeitures, Penalties | \$0 | \$0 | \$0 | \$0 | \$0 |
| Revenue from use of Assets | \$274 | \$0 | \$0 | \$0 | \$0 |
| Intergovernmental Revenue | \$0 | \$0 | \$0 | \$0 | \$0 |
| Charges for Service | \$0 | \$0 | \$0 | \$0 | \$0 |
| Miscellaneous Revenue | \$0 | \$0 | \$0 | \$0 | \$0 |
| Other Financing Sources | \$0 | \$0 | \$0 | \$0 | \$0 |
| Total Revenue | \$274 | \$0 | \$0 | \$0 | \$0 |
| Salaries and Benefits | \$0 | \$0 | \$0 | \$0 | \$0 |
| Services and Supplies | \$14,163 | \$0 | \$0 | \$0 | \$0 |
| Other Charges | \$0 | \$41,174 | \$41,174 | \$0 | \$41,174 |
| Fixed Assets | \$0 | \$0 | \$0 | \$0 | \$0 |
| Other Financing Uses | \$0 | \$0 | \$0 | \$0 | \$0 |
| Equity | \$0 | \$0 | \$0 | \$0 | \$0 |
| Intrafund | \$0 | \$0 | \$0 | \$0 | \$0 |
| Contingencies | \$0 | \$0 | \$0 | \$0 | \$0 |
| Gross Costs | \$14,163 | \$41,174 | \$41,174 | \$0 | \$41,174 |
| Fund Balance | \$13,889 | \$41,174 | \$41,174 | \$0 | \$41,174 |
| Net County Cost | \$0 | \$0 | \$0 | \$0 | \$0 |

*Net County Cost carryover savings included in the 2015-2016 Adopted Final Budget is \$0.

PROGRAM DISCUSSION

At the proposed level of funding, the Department can maintain its participation as Trustee for the Environmental Trust Fund Committee and continue to support efforts that will benefit the natural environment and resources in Stanislaus County. The Stanislaus County Environmental Trust was created through a final judgment court order for distribution of the funds received for local environmental law enforcement projects and to support efforts of benefit to the enhancement of natural resources in Stanislaus County.

STAFFING IMPACTS

Total current authorized positions— 0

RECOMMENDED PROPOSED BUDGET

It is recommended that a budget of \$41,174 be approved for Environmental Resources – Trust Fund. This budget is funded by \$41,174 in departmental fund balance.

Total recommended authorized positions— 0

STANISLAUS COUNTY, CALIFORNIA
Budget Year 2016-2017



PUBLIC RESOURCES
Other Protection

ENVIRONMENTAL RESOURCES—UNDERGROUND STORAGE TANK PROGRAM

Budget Unit 1006 0034206
 Special Revenue Fund

SERVICES PROVIDED

The Underground Storage Tank Local Oversight Program is responsible for providing agency direction to ensure that sites with environmental contamination by petroleum fuel released from leaking underground storage tanks (Leaking USTs) are properly cleaned up and do not pose a risk to public health and groundwater resources. Currently, this program provides regulatory oversight services for the investigation, remediation, and closure for approximately 31 contaminated Leaking UST sites within Stanislaus County.

FUND/CASH BALANCE

As of July 1, 2016, this fund is projected to have a zero fund balance compared to the July 1, 2015 balance of \$100,057. The decrease is due to the transfer of staff costs to Environmental Resources' main operating budget for the reimbursement of program related salary and benefit costs. Cash is tracking similar to fund balance.

| Environmental Resources - Underground Storage Tank | | | | | |
|---|-----------------------------|--|--|--|--|
| Classification | 2014-2015 Actual | 2015-2016 Adopted Final Budget* | 2016-2017 Requested Proposed Budget | 2016-2017 Recommended Adjustments | 2016-2017 Recommended Proposed Budget |
| Taxes | \$0 | \$0 | \$0 | \$0 | \$0 |
| Licenses, Permits, Franchises | \$0 | \$0 | \$0 | \$0 | \$0 |
| Fines, Forfeitures, Penalties | \$0 | \$0 | \$0 | \$0 | \$0 |
| Revenue from use of Assets | \$239 | \$0 | \$0 | \$0 | \$0 |
| Intergovernmental Revenue | \$234,878 | \$258,970 | \$0 | \$0 | \$0 |
| Charges for Service | \$0 | \$0 | \$0 | \$0 | \$0 |
| Miscellaneous Revenue | \$0 | \$0 | \$0 | \$0 | \$0 |
| Other Financing Sources | \$0 | \$0 | \$0 | \$0 | \$0 |
| Total Revenue | \$235,117 | \$258,970 | \$0 | \$0 | \$0 |
| Salaries and Benefits | \$0 | \$0 | \$0 | \$0 | \$0 |
| Services and Supplies | \$3,539 | \$6,448 | \$0 | \$0 | \$0 |
| Other Charges | \$0 | \$0 | \$0 | \$0 | \$0 |
| Fixed Assets | \$0 | \$0 | \$0 | \$0 | \$0 |
| Other Financing Uses | \$0 | \$0 | \$0 | \$0 | \$0 |
| Equity | \$0 | \$0 | \$0 | \$0 | \$0 |
| Intrafund | \$252,522 | \$252,522 | \$0 | \$0 | \$0 |
| Contingencies | \$0 | \$0 | \$0 | \$0 | \$0 |
| Gross Costs | \$256,061 | \$258,970 | \$0 | \$0 | \$0 |
| Fund Balance | \$20,944 | \$0 | \$0 | \$0 | \$0 |
| Net County Cost | \$0 | \$0 | \$0 | \$0 | \$0 |

*Net County Cost carryover savings included in the 2015-2016 Adopted Final Budget is \$0.

PROGRAM DISCUSSION

The Underground Storage Tank Program was funded by a contract with the State Water Resources Control Board (SWRCB), which grants authority to Stanislaus County to act as the Local Oversight

Lead Agency responsible to provide regulatory oversight services for sites contaminated as a result of leaking petroleum underground storage tanks. The Department received a letter, dated August 2015, from the SWRCB informing the Department of their decision not to extend the Stanislaus County Local Oversight (LOP) Program's certification and to not renew its contract for funding for Budget Year 2016-2017. The State set a threshold of 70 sites and once an agency has fewer than half that number the State becomes the responsible agency. As a result, all contaminated open mitigation sites have been transferred to the State and there is no longer a need to have a budget unit for this program.

STAFFING IMPACTS

Total current authorized positions— 0

RECOMMENDED PROPOSED BUDGET

There is no recommended budget for Environmental Resources – Underground Storage Tank Program. As stated above, this budget is no longer active. However, per State Controller guidelines, inactive budgets must be included in the annual spending plan over a 3-year period before it is removed from the County Budget.

Total recommended authorized positions— 0

STANISLAUS COUNTY, CALIFORNIA
Budget Year 2016-2017



PUBLIC RESOURCES
Other Protection

ENVIRONMENTAL RESOURCES—USED OIL RECYCLING

Budget Unit 1008 0034207
 Special Revenue Fund

SERVICES PROVIDED

Oil Payment Program Funds are designated for public education and financial support of used oil and used oil filter recycling-related activities. Waste oil is a hazardous waste and these programs are intended to help prevent the improper release and contamination of soil and/or groundwater.

FUND/CASH BALANCE

As of July 1, 2016, this fund is projected to have a positive fund balance of \$64,590 compared to the July 1, 2015 positive balance of \$64,590. Funds are traditionally transferred from this budget unit to Environmental Resources main operating budget at fiscal year-end to cover the cost of administrative services associated with this budget as part of the year-end process. Cash is tracking similar to fund balance.

| Environmental Resources - Used Oil Recycling | | | | | |
|---|-----------------------------|--|--|--|--|
| Classification | 2014-2015 Actual | 2015-2016 Adopted Final Budget* | 2016-2017 Requested Proposed Budget | 2016-2017 Recommended Adjustments | 2016-2017 Recommended Proposed Budget |
| Taxes | \$0 | \$0 | \$0 | \$0 | \$0 |
| Licenses, Permits, Franchises | \$0 | \$0 | \$0 | \$0 | \$0 |
| Fines, Forfeitures, Penalties | \$0 | \$0 | \$0 | \$0 | \$0 |
| Revenue from use of Assets | \$0 | \$0 | \$0 | \$0 | \$0 |
| Intergovernmental Revenue | \$111,101 | \$79,590 | \$84,401 | \$0 | \$84,401 |
| Charges for Service | \$2,045 | \$3,000 | \$3,000 | \$0 | \$3,000 |
| Miscellaneous Revenue | \$0 | \$0 | \$0 | \$0 | \$0 |
| Other Financing Sources | \$0 | \$0 | \$0 | \$0 | \$0 |
| Total Revenue | \$113,146 | \$82,590 | \$87,401 | \$0 | \$87,401 |
| Salaries and Benefits | \$0 | \$0 | \$0 | \$0 | \$0 |
| Services and Supplies | \$50,682 | \$58,692 | \$52,329 | \$0 | \$52,329 |
| Other Charges | \$0 | \$0 | \$0 | \$0 | \$0 |
| Fixed Assets | \$0 | \$0 | \$0 | \$0 | \$0 |
| Other Financing Uses | \$0 | \$0 | \$0 | \$0 | \$0 |
| Equity | \$0 | \$0 | \$0 | \$0 | \$0 |
| Intrafund | (\$2,126) | \$23,898 | \$99,662 | \$0 | \$99,662 |
| Contingencies | \$0 | \$0 | \$0 | \$0 | \$0 |
| Gross Costs | \$48,556 | \$82,590 | \$151,991 | \$0 | \$151,991 |
| Fund Balance | (\$64,590) | \$0 | \$64,590 | \$0 | \$64,590 |
| Net County Cost | \$0 | \$0 | \$0 | \$0 | \$0 |

*Net County Cost carryover savings included in the 2015-2016 Adopted Final Budget is \$0.

PROGRAM DISCUSSION

At the proposed level of funding, the Department can adequately provide services and perform activities associated with this program. For Budget Year 2016-2017, the 25 used oil collection sites will continue to receive a level of support they have come to expect from the Department. This site support consists of several in-person visits and supplying signage and current educational and outreach materials. Of the 25 used oil collections sites, 23 sites also collect used oil filters.

Also during Budget Year 2016-2017, the Department will partner for the seventh year with the cities of Modesto and Ceres in a used oil filter exchange event which will be held in mid-July. The super weekend event will involve all of the O'Reilly Auto Parts stores and AutoZone locations in the County.

The English as a Second Language (ESL), Used Oil outreach and education program will continue into its ninth year with a minimum of 10 classes.

A percentage of the oil payment program funds will support the Department's storm water outreach and education activities.

This past summer the Department, in partnership with Parks and Recreation, developed and implemented the Clean Boating program at Woodward and Modesto Reservoirs using Used Oil Competitive 1 grant funds. The Clean Boating program's primary purpose was to educate and provide resources to boaters in an effort to protect local waterways from pollutants, specifically oil. During Budget Year 2016-2017 the Department will be using Oil Payment Program (OPP) funds in order to continue the Clean Boating program by providing clean boating kits to all watercraft users at the reservoirs.

Oil Payment Program funds will continue to support the collection of and processing of used oil and used oil filters collected at the County's Household Hazardous Waste (HHW) facility. Program funds will be used to pay expenses incurred for the purchase of supplies, the disposal and transport of used oil and used oil filters, and for any equipment required to manage the collection of used oil and used oil filters. Program funds are also used to assist in the cost associated with the printing and distribution of the HHW Disposal Guide which includes a listing of the County's Certified Collection Centers for used oil and used oil filters.

The Department will partner with the cities of Modesto, Ceres & Turlock in sponsoring and participating in "Go Green Night" with the Modesto Nuts baseball team for the eighth annual event. The event typically happens during the months of May or June at John Thurman field, depending on the Modesto Nuts home schedule. The participating jurisdictions will have booths providing materials to inform residents of recycling opportunities in the county for used oil and used oil filters while educating residents of the consequences of improper oil disposal. Surveys will be conducted at this event to assist the Department in better assessing the effectiveness of current outreach efforts and identifying where additional outreach and education is necessary.

STAFFING IMPACTS

Total current authorized positions— 0

RECOMMENDED PROPOSED BUDGET

It is recommended that a budget of \$151,991 be approved for Environmental Resources – Used Oil Recycling. This budget is funded by \$87,401 in estimated department revenue and \$64,590 use of departmental fund balance.

Total recommended authorized positions— 0

STANISLAUS COUNTY, CALIFORNIA
Budget Year 2016-2017



PUBLIC RESOURCES
Other Protection

ENVIRONMENTAL RESOURCES—VEHICLE REGISTRATION FEE SURCHARGE

Budget Unit 1003 0034203
 Special Revenue Fund

SERVICES PROVIDED

The Vehicle Registration Fee Surcharge provides assistance in achieving a reduction in air emissions to improve air quality and protect the health and safety of County residents. In the early 1990's the Regional Air Pollution Control District was formed, leaving a fund balance of those fees previously collected with the Department of Environmental Resources. Interest earned on the fund balance is the only source of revenue to the Vehicle Registration Fee Surcharge fund.

FUND/CASH BALANCE

As of July 1, 2016, this fund is projected to have a positive fund balance of \$372,110 compared to the July 1, 2015 positive balance of \$365,200. The increase is due to interest earned on the fund balance, which is the only source of revenue to the Vehicle Registration Fee Surcharge fund. The funds can be used to achieve a reduction in air emissions to improve air quality. The Department of Environmental Resources uses these funds to fund the difference between the cost of alternative fuel vehicles and gas vehicles, and to fund emission upgrades for the Department's on- and off- road vehicles. The Department estimates using \$63,733 of fund balance in Budget Year 2016-2017. Cash is tracking similar to fund balance.

| Environmental Resources - Vehicle Registration Fee Surcharge | | | | | |
|---|-----------------------------|--|--|--|--|
| Classification | 2014-2015 Actual | 2015-2016 Adopted Final Budget* | 2016-2017 Requested Proposed Budget | 2016-2017 Recommended Adjustments | 2016-2017 Recommended Proposed Budget |
| Taxes | \$0 | \$0 | \$0 | \$0 | \$0 |
| Licenses, Permits, Franchises | \$0 | \$0 | \$0 | \$0 | \$0 |
| Fines, Forfeitures, Penalties | \$0 | \$0 | \$0 | \$0 | \$0 |
| Revenue from use of Assets | \$2,296 | \$4,500 | \$4,000 | \$0 | \$4,000 |
| Intergovernmental Revenue | \$0 | \$0 | \$0 | \$0 | \$0 |
| Charges for Service | \$0 | \$0 | \$0 | \$0 | \$0 |
| Miscellaneous Revenue | \$0 | \$0 | \$0 | \$0 | \$0 |
| Other Financing Sources | \$0 | \$0 | \$0 | \$0 | \$0 |
| Total Revenue | \$2,296 | \$4,500 | \$4,000 | \$0 | \$4,000 |
| Salaries and Benefits | \$0 | \$0 | \$0 | \$0 | \$0 |
| Services and Supplies | \$0 | \$67,733 | \$67,733 | \$0 | \$67,733 |
| Other Charges | \$0 | \$0 | \$0 | \$0 | \$0 |
| Fixed Assets | \$0 | \$0 | \$0 | \$0 | \$0 |
| Other Financing Uses | \$0 | \$0 | \$0 | \$0 | \$0 |
| Equity | \$0 | \$0 | \$0 | \$0 | \$0 |
| Intrafund | \$0 | \$0 | \$0 | \$0 | \$0 |
| Contingencies | \$0 | \$0 | \$0 | \$0 | \$0 |
| Gross Costs | \$0 | \$67,733 | \$67,733 | \$0 | \$67,733 |
| Fund Balance | (\$2,296) | \$63,233 | \$63,733 | \$0 | \$63,733 |
| Net County Cost | \$0 | \$0 | \$0 | \$0 | \$0 |

*Net County Cost carryover savings included in the 2015-2016 Adopted Final Budget is \$0.

PROGRAM DISCUSSION

At the proposed level of funding, the Department can continue to provide services in support of achieving a reduction in air emissions, funding mandated emissions upgrades for Parks and Recreation, Fink Road Landfill, and to assist with the purchase of alternative fuel vehicles.

The Department has traditionally applied for grant funding to repower and retrofit certain equipment in Parks and Recreation and at the Fink Road Landfill when funding becomes available from the California Air Resources Board. Since the timing of receiving the grant funds is unknown, the Department is continuing to request funds at the same level as Fiscal Year 2015-2016.

STAFFING IMPACTS

Total current authorized positions— 0

RECOMMENDED PROPOSED BUDGET

It is recommended that a budget of \$67,733 be approved for Environmental Resources – Vehicle Registration Fee Surcharge. This budget is funded by \$4,000 in estimated department revenue and \$63,733 use of departmental fund balance.

Total recommended authorized positions— 0

STANISLAUS COUNTY, CALIFORNIA
Budget Year 2016-2017



PUBLIC RESOURCES
Other Protection

ENVIRONMENTAL RESOURCES—WASTE TIRE ENFORCEMENT GRANT

Budget Unit 1012 0034200
 Special Revenue Fund

SERVICES PROVIDED

The Waste Tire Enforcement Grant is used to conduct inspections, re-inspections, follow-ups, surveillance and enforcement of tire dealers, auto dismantlers, tire haulers, and other points of waste tire generation to ensure compliance with all applicable laws and regulations of these facilities. Waste Tire Enforcement funds are designated for performing initial and follow-up inspections for all waste tire generators, haulers, and waste tire storage facilities for all jurisdictions in Stanislaus County with the exception of the City of Modesto.

FUND/CASH BALANCE

As of July 1, 2016, this fund is projected to have a zero fund balance compared to the July 1, 2015 zero balance. Cash is tracking similar to fund balance.

| Environmental Resources - Waste Tire Enforcement Grant | | | | | |
|---|-----------------------------|--|--|--|--|
| Classification | 2014-2015 Actual | 2015-2016 Adopted Final Budget* | 2016-2017 Requested Proposed Budget | 2016-2017 Recommended Adjustments | 2016-2017 Recommended Proposed Budget |
| Taxes | \$0 | \$0 | \$0 | \$0 | \$0 |
| Licenses, Permits, Franchises | \$0 | \$0 | \$0 | \$0 | \$0 |
| Fines, Forfeitures, Penalties | \$0 | \$0 | \$0 | \$0 | \$0 |
| Revenue from use of Assets | \$0 | \$0 | \$0 | \$0 | \$0 |
| Intergovernmental Revenue | \$129,471 | \$120,270 | \$118,275 | \$0 | \$118,275 |
| Charges for Service | \$0 | \$0 | \$0 | \$0 | \$0 |
| Miscellaneous Revenue | \$0 | \$0 | \$0 | \$0 | \$0 |
| Other Financing Sources | \$0 | \$0 | \$0 | \$0 | \$0 |
| Total Revenue | \$129,471 | \$120,270 | \$118,275 | \$0 | \$118,275 |
| Salaries and Benefits | \$0 | \$0 | \$0 | \$0 | \$0 |
| Services and Supplies | \$251 | \$1,000 | \$19,306 | \$0 | \$19,306 |
| Other Charges | \$0 | \$0 | \$0 | \$0 | \$0 |
| Fixed Assets | \$0 | \$0 | \$0 | \$0 | \$0 |
| Other Financing Uses | \$0 | \$0 | \$0 | \$0 | \$0 |
| Equity | \$0 | \$0 | \$0 | \$0 | \$0 |
| Intrafund | \$129,220 | \$119,270 | \$98,969 | \$0 | \$98,969 |
| Contingencies | \$0 | \$0 | \$0 | \$0 | \$0 |
| Gross Costs | \$129,471 | \$120,270 | \$118,275 | \$0 | \$118,275 |
| Fund Balance | \$0 | \$0 | \$0 | \$0 | \$0 |
| Net County Cost | \$0 | \$0 | \$0 | \$0 | \$0 |

*Net County Cost carryover savings included in the 2015-2016 Adopted Final Budget is \$0.

PROGRAM DISCUSSION

At the proposed level of funding, the Department can adequately provide services associated with this program. Through this program, the Department provides inspections, re-inspections, surveillance and enforcement of tire dealers, auto dismantlers, tire haulers and other points of waste tire generation to ensure compliance with all applicable laws and regulations at these facilities.

STAFFING IMPACTS

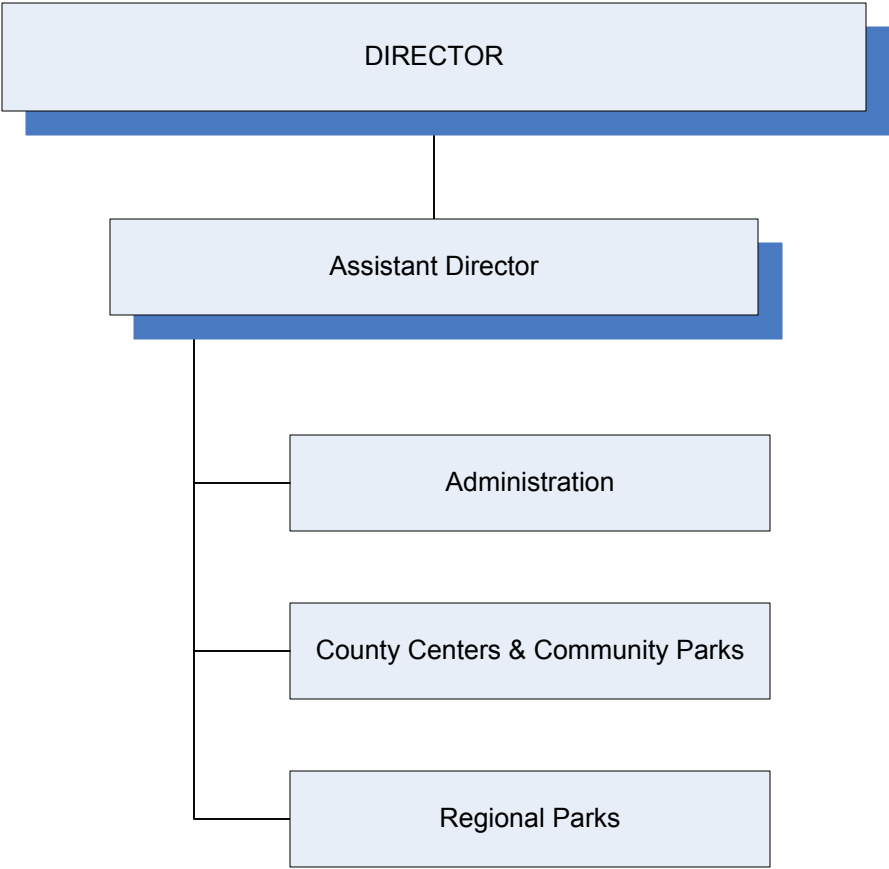
Total current authorized positions— 0

RECOMMENDED PROPOSED BUDGET

It is recommended that a budget of \$118,275 be approved for Environmental Resources – Waste Tire Enforcement Grant. This budget is funded by \$118,275 in estimated department revenue.

Total recommended authorized positions— 0

**STANISLAUS COUNTY
PARKS AND RECREATION**



Revised April 2013

STANISLAUS COUNTY, CALIFORNIA
Budget Year 2016-2017
PUBLIC RESOURCES
Recreation Facilities



PARKS AND RECREATION
Jami Aggers, Director

| BUDGET AT A GLANCE | |
|---------------------------------------|--------------------|
| Gross Costs | \$6,960,616 |
| Total Revenue | \$3,905,107 |
| Fund Balance/Retained Earnings | \$391,534 |
| Net County Cost | \$2,663,975 |
| Total Recommended Staffing | 26 |
| % Funded by Local Discretionary Funds | 38.3% |

MISSION STATEMENT

The mission of the Department of Parks and Recreation is to implement the policies established by the Board of Supervisors pertaining to parks, which includes acquiring, developing, and maintaining recreation areas serving every segment of society, including the disabled and economically disadvantaged. It is also to provide the leadership necessary to develop and manage parks and recreation facilities in ways that will provide the best possible experience for people to enjoy the outdoors at the most reasonable costs.

ACCOMPLISHMENTS AND OBJECTIVES

The Accomplishments of Fiscal Year 2015-2016 and Objectives for Budget Year 2016-2017 for the Department of Parks and Recreation include:

| FISCAL YEAR 2015-2016 ACCOMPLISHMENTS |
|---|
| <ul style="list-style-type: none"> ◆ T-Island / Muir Point Campgrounds construction completed resulting in the addition of 61 full hookup campsites, for a total of 101 full hookup campsites at Woodward Reservoir ◆ Implementation of the Parks Online Reservation System |

| BUDGET YEAR 2016-2017 OBJECTIVES |
|--|
| <ul style="list-style-type: none"> ◆ Development and construction of the Modesto Reservoir Fuel Pump Project ◆ Assistance with the completion of the ADA Self-evaluation and Transition Plan |

BUDGETS WITHIN THE PARKS AND RECREATION DEPARTMENT INCLUDE:

- ◆ Parks and Recreation
- ◆ Fish and Wildlife
- ◆ Modesto Reservoir Patrol
- ◆ Off-Highway Vehicle Fund
- ◆ Regional Water Safety Training Center
- ◆ Tuolumne River Regional Park

STANISLAUS COUNTY, CALIFORNIA
Budget Year 2016-2017

PUBLIC RESOURCES
Recreation Facilities



PARKS AND RECREATION

Budget Unit 0100 0035110
General Fund

SERVICES PROVIDED

The Stanislaus County Department of Parks and Recreation maintains five regional parks, 12 neighborhood parks, ten community parks, two Off-Highway Vehicle parks, four cemeteries, two bridges, La Grange historical areas, five fishing access points along rivers and lakes, one swimming pool, one organized youth camp, and numerous acres of open space and river bottom. These facilities provide a vast array of recreational opportunities including but not limited to: picnicking, sailing and power boating, water skiing, jet skiing, fishing, swimming, camping, hiking, hunting, and horseback and biking trails. In addition, the Department of Parks and Recreation provides landscape/grounds maintenance services and streetscape maintenance for nine county service areas, eight county centers, ten libraries, one landscape maintenance district, and other governmental buildings in the unincorporated areas of the County.

The Department consists of four divisions including Administration, Community Parks/County Centers, Woodward Reservoir and Modesto Reservoir.

Administration implements the functions of finance, human resources, information technology, contract coordination, grant coordination, project management, process improvements, planning, employee support, risk and safety management, partner development and opportunities, and aligning maintenance, operational, and customer needs.

The Community Parks/County Centers Division is responsible for the maintenance and operations of the parks, flood control landscape, and streetscapes within:

- ◆ County Service Areas 1, 10, 16, 18, 19, 21, 22, 24, 25, 26, and Del Rio Heights Landscape Assessment District;
- ◆ Fox Grove, Riverdale and Las Palmas Fishing Accesses;
- ◆ Pauper's Cemetery;
- ◆ The Regional Water Safety Training Center in Empire, Atlas, Bonita, Bonita Ranch, Burbank-Paradise, Countrystone, Empire Community, Empire Tot Lot, Fairview, Hatch, Hunter's Pointe, Leroy F. Fitzsimmons, Mono, Murphy, Oregon Drive, Parklawn, Riverdale, Salida, Segesta, Sterling Ranch, United and Wincanton Community and Neighborhood Parks;
- ◆ Laird Regional Park; and
- ◆ Frank Raines Regional Park including Deer Creek Campgrounds, Deer Creek Day Use & Undeveloped Camping Area, Minnear Day Use Area, and the Off-Highway Vehicle Area.

Additionally, the Community Parks/County Centers Division is responsible for landscape/grounds maintenance services at the following facilities: County Clerk-Recorder/Elections Building, 801 11th Street Building, Health Services Agency (County Center 2), Learning Institute (County Center 3), Probation and Juvenile Hall (County Center 5), ten Libraries, Medical Arts Building, Behavioral Health and Recovery Services facilities including Stanislaus Recovery Center (Ceres) and a portion of County Center 1, 12th Street Garage and offices, Old City Hall, 1010 Tenth Street, Mancini Hall, and the Coroner's Office.

The Woodward Reservoir Division is responsible for the maintenance and operations of Woodward Reservoir. The Department of Parks and Recreation has operated recreational facilities at Woodward Reservoir in partnership with South San Joaquin Irrigation District (SSJID) for more than 50 years. This

facility encompasses 6,667 acres, including 2,900 acres covered by the reservoir. Additionally, this division is responsible for a small lot within the Knights Ferry area.

The Modesto Reservoir Division is responsible for the maintenance and operations of Modesto Reservoir. The Department of Parks and Recreation has operated recreational facilities at Modesto Reservoir in partnership with Modesto Irrigation District (MID) for more than 50 years. This facility covers 5,080 acres, including 2,800 acres covered by the reservoir. Additionally, this division is responsible for the maintenance and operations of the La Grange Regional Park including the Off-Highway Vehicle area; Gold Dredge area; Livery Stables, Jail, School House, and Museum; Joe Domecq Wildlife area; Kiwanis Camp; Basso and Old La Grange Bridge; La Grange Cemetery; Robert's Ferry Cemetery; French Bar Cemetery; Basso Fishing Access area; Turlock State Lake Fishing Access area; and 225 acres of river bottom along the Tuolumne River.

| Parks and Recreation | | | | | |
|-------------------------------|-----------------------------|--|--|--|--|
| Classification | 2014-2015 Actual | 2015-2016 Adopted Final Budget* | 2016-2017 Requested Proposed Budget | 2016-2017 Recommended Adjustments | 2016-2017 Recommended Proposed Budget |
| Taxes | \$0 | \$0 | \$0 | \$0 | \$0 |
| Licenses, Permits, Franchises | \$45,745 | \$45,800 | \$44,000 | \$0 | \$44,000 |
| Fines, Forfeitures, Penalties | \$0 | \$0 | \$0 | \$0 | \$0 |
| Revenue from use of Assets | \$18,392 | \$0 | \$24,190 | \$0 | \$24,190 |
| Intergovernmental Revenue | \$0 | \$58,280 | \$26,054 | \$0 | \$26,054 |
| Charges for Service | \$2,706,459 | \$2,989,785 | \$2,934,133 | \$0 | \$2,934,133 |
| Miscellaneous Revenue | \$20,013 | \$34,554 | \$33,500 | \$0 | \$33,500 |
| Other Financing Sources | \$8,059 | \$100,000 | \$0 | \$0 | \$0 |
| Total Revenue | \$2,798,668 | \$3,228,419 | \$3,061,877 | \$0 | \$3,061,877 |
| Salaries and Benefits | \$2,281,108 | \$2,694,631 | \$2,757,113 | \$0 | \$2,757,113 |
| Services and Supplies | \$769,913 | \$1,445,316 | \$1,195,033 | \$210,009 | \$1,405,042 |
| Other Charges | \$1,041,823 | \$1,030,096 | \$1,015,575 | \$0 | \$1,015,575 |
| Fixed Assets | | | | | |
| Buildings & Improvements | \$7,189 | \$12,000 | \$1,440 | \$24,600 | \$26,040 |
| Equipment | \$141,571 | \$240,800 | \$138,110 | \$66,000 | \$204,110 |
| Other Financing Uses | \$0 | \$0 | \$0 | \$0 | \$0 |
| Equity | \$0 | \$0 | \$0 | \$0 | \$0 |
| Intrafund | \$528,319 | \$91,907 | \$123,460 | \$0 | \$123,460 |
| Contingencies | \$0 | \$0 | \$0 | \$0 | \$0 |
| Gross Costs | \$4,769,923 | \$5,514,750 | \$5,230,731 | \$300,609 | \$5,531,340 |
| Fund Balance | \$0 | \$0 | \$0 | \$0 | \$0 |
| Net County Cost | \$1,971,255 | \$2,286,331 | \$2,168,854 | \$300,609 | \$2,469,463 |

*Net County Cost carryover savings included in the 2015-2016 Adopted Final Budget is \$12,673.

PROGRAM DISCUSSION

At the requested level of funding, the Department will continue to maintain the identified parks and facilities. Re-evaluating priorities and adjusting the workforce to the priorities identified will result in the continued ability to efficiently carry out the Department's mission and provide services at all general funded neighborhood parks, cemeteries, bridges, County Centers and office buildings, and Woodward and Modesto Reservoir Regional Parks.

In Fiscal Year 2015-2016, additional funding allowed the re-opening of the community parks restrooms, Police Activities League (PAL) youth recreational opportunities were funded, an additional six Park Maintenance Worker positions were funded, and the Parks online reservation system was implemented. In addition, the Parks Marketing Plan continued implementation resulted in a newly designed logo, brochures, mascot, website, social media pages and the planning of several events including the Modesto Reservoir Easter Egg Hunt, the Woodward Reservoir Boat Expo, and the 21st annual Woodward Reservoir Fourth of July Celebration.

Included in this budget is \$156,300 to address deferred maintenance and safety concerns. Projects include two well repairs at Modesto Reservoir, a pump protection unit at the Kiwanis Youth Camp, sewer pond weed abatement and ground water monitoring wells required by State Water Resources Control Board at both Modesto and Woodward Reservoirs, fencing at Laird Park and at the Kiwanis

Youth camp, the replacement of picnic tables, fire rings, stand up barbecues, and hot ash receptacles, tree work at the Kiwanis Youth Camp, and the demo of the Basso Bridge restroom roof that was burned 3-4 years ago.

Funding of \$154,258 is included for the Police Activities League (PAL) to continue the juvenile crime prevention programs in the communities of Keyes, Grayson, and Oregon Parks. Programs offered include a daily after school program in a safe environment, homework assistance and tutoring, computer lab, community service projects, soccer tournaments, martial arts program, tennis program, summer lunch program, field trips, social teen dances fall festival, Youth Leadership Council, and baseball league. From July 1, 2015 through February 2016 these programs have reported attendance of 4,899 youth who could have been roaming the streets potentially getting into trouble. This provides activities at Oregon Park that serves over 740 children, Keyes Community Center that serves over 1,470 children, and Grayson Community Center serving over 2,680 children.

In addition, this budget includes \$20,000 in funding for the Healthy Aging Services programs to continue the Fall Prevention Program. Healthy Aging Association's mission is "to help older Americans live longer, healthier, more independent lives by promoting physical activity and sound health and nutrition practices." The Fall Prevention Program is a fitness program designed to build strength, increase flexibility and range of motion, improve balance and posture, boost endurance and expand mobility, reducing fall-related injuries. In Fiscal Year 2014-2015, fall prevention / strength training was provided to 1,477 seniors.

The Parks and Recreation Department has a total fleet of 50 vehicles; of those 32 meet the minimum age and mileage requirements to be considered for replacement under the Fleet Services Policy. In cooperation with General Services Agency Fleet Services, the Department is requesting to replace five vehicles identified for replacement consideration in Budget Year 2016-2017 and purchase two new vehicles. These vehicles are used in the operations and maintenance of park facilities. Replacement vehicles will be replaced with similar vehicles that are necessary for the environment in which the vehicles operate in. The cost of the vehicles is estimated to be \$227,500, of that \$107,700 is funded by the State Off-Highway Vehicle grant and matching funds from the Off-Highway Vehicle fund balance and \$119,800 contribution from the general fund.

In addition, this budget includes funding of \$97,000 for equipment purchases that includes replacing two large riding lawn mowers, four push mowers, two landscape trailers with racks, computer equipment replacement, two new freight containers, and two new side by side all-terrain vehicles to be used for spraying.

STAFFING IMPACTS

Total current authorized positions— 26

The Department is requesting to add one new Staff Services Coordinator position to continue with the full implementation of the Parks Marketing Plan. This position will research and actively pursue events for the park facilities, and coordinate all the marketing responsibilities and events.

The Department is also requesting to reclassify three Manager I positions in the Parks Department due to organizational changes.

RECOMMENDED PROPOSED BUDGET

It is recommended that a budget of \$5,531,340 be approved for Parks and Recreation. This budget is funded by \$3,061,877 in estimated department revenue and a \$2,469,463 contribution from the General Fund.

It is recommended to conduct classification studies for the request to add one new Staff Services Coordinator position and reclassify three Manager I positions.

Total recommended authorized positions— 26

STANISLAUS COUNTY, CALIFORNIA
Budget Year 2016-2017



PUBLIC RESOURCES
Recreation Facilities

PARKS AND RECREATION—FISH AND WILDLIFE

Budget Unit 1727 0035452
 Special Revenue Fund

SERVICES PROVIDED

Fish and Wildlife assists in achieving the goals of the Fish and Wildlife Committee to provide for educational and recreational opportunities supporting the protection, conservation, propagation, and preservation of fish and wildlife.

FUND/CASH BALANCE

As of July 1, 2016, this fund is projected to have a positive fund balance of \$60,409 compared to the July 1, 2015, positive balance of \$45,799. The increase is due to unanticipated revenue received from fines and penalties. The Fish and Wildlife Commission makes recommendations on how these funds are spent annually. The Department anticipates using \$15,000 of fund balance in Budget Year 2016-2017. Cash is tracking similar to fund balance.

| Parks and Recreation - Fish and Wildlife | | | | | |
|---|-----------------------------|--|--|--|--|
| Classification | 2014-2015 Actual | 2015-2016 Adopted Final Budget* | 2016-2017 Requested Proposed Budget | 2016-2017 Recommended Adjustments | 2016-2017 Recommended Proposed Budget |
| Taxes | \$0 | \$0 | \$0 | \$0 | \$0 |
| Licenses, Permits, Franchises | \$0 | \$0 | \$0 | \$0 | \$0 |
| Fines, Forfeitures, Penalties | \$21,063 | \$10,000 | \$20,000 | \$0 | \$20,000 |
| Revenue from use of Assets | \$0 | \$0 | \$0 | \$0 | \$0 |
| Intergovernmental Revenue | \$0 | \$0 | \$0 | \$0 | \$0 |
| Charges for Service | \$0 | \$0 | \$0 | \$0 | \$0 |
| Miscellaneous Revenue | \$0 | \$0 | \$0 | \$0 | \$0 |
| Other Financing Sources | \$0 | \$0 | \$0 | \$0 | \$0 |
| Total Revenue | \$21,063 | \$10,000 | \$20,000 | \$0 | \$20,000 |
| Salaries and Benefits | \$0 | \$0 | \$0 | \$0 | \$0 |
| Services and Supplies | \$5,545 | \$37,800 | \$35,000 | \$0 | \$35,000 |
| Other Charges | \$0 | \$0 | \$0 | \$0 | \$0 |
| Fixed Assets | \$0 | \$0 | \$0 | \$0 | \$0 |
| Other Financing Uses | \$0 | \$0 | \$0 | \$0 | \$0 |
| Equity | \$0 | \$0 | \$0 | \$0 | \$0 |
| Intrafund | \$0 | \$0 | \$0 | \$0 | \$0 |
| Contingencies | \$0 | \$0 | \$0 | \$0 | \$0 |
| Gross Costs | \$5,545 | \$37,800 | \$35,000 | \$0 | \$35,000 |
| Fund Balance | (\$15,518) | \$27,800 | \$15,000 | \$0 | \$15,000 |
| Net County Cost | \$0 | \$0 | \$0 | \$0 | \$0 |

*Net County Cost carryover savings included in the 2015-2016 Adopted Final Budget is \$0.

PROGRAM DISCUSSION

At the requested level of funding, the Department can continue to support the Fish and Wildlife Commission to help achieve its goals of providing educational and recreational opportunities that support the protection, conservation, propagation, and preservation of fish and wildlife in Stanislaus County.

The Fish and Wildlife Commission funds fish plantings at both Modesto and Woodward Reservoirs. They have also funded special projects such as the Wood Duck Box Program, River Clean-up Event on the Stanislaus River, Kids Fishing Day, Stanislaus Wildlife Care Center, and the Great Valley Museum Wild Planet Day event.

STAFFING IMPACTS

Total current authorized positions— 0

RECOMMENDED PROPOSED BUDGET

It is recommended that a budget of \$35,000 be approved for Parks and Recreation – Fish and Wildlife. This budget is funded by \$20,000 in estimated department revenue and \$15,000 in departmental fund balance.

Total recommended authorized positions— 0

STANISLAUS COUNTY, CALIFORNIA
Budget Year 2016-2017



PUBLIC RESOURCES
Recreation Facilities

PARKS AND RECREATION—MODESTO RESERVOIR PATROL

Budget Unit 1728 0035453
 Special Revenue Fund

SERVICES PROVIDED

Modesto Reservoir Patrol provides for enhanced services to protect the water quality at Modesto Reservoir Regional Park. Modesto Reservoir is operated in partnership with the Modesto Irrigation District's water treatment plant. This program provides for the continuation of enhanced water quality services.

FUND/CASH BALANCE

As of July 1, 2016, this fund is projected to have a positive fund balance of \$262,979 compared to the July 1, 2015 balance of \$272,257. This decrease is due to the use of fund balance in Fiscal Year 2015-2016. Fund balance is used as needed to provide enhanced services to protect the water quality at Modesto Reservoir. The Department anticipates using \$262,979 of fund balance in Budget Year 2016-2017. Cash is tracking similar to fund balance.

| Parks and Recreation - Modesto Reservoir Patrol | | | | | |
|--|-----------------------------|--|--|--|--|
| Classification | 2014-2015 Actual | 2015-2016 Adopted Final Budget* | 2016-2017 Requested Proposed Budget | 2016-2017 Recommended Adjustments | 2016-2017 Recommended Proposed Budget |
| Taxes | \$0 | \$0 | \$0 | \$0 | \$0 |
| Licenses, Permits, Franchises | \$0 | \$0 | \$0 | \$0 | \$0 |
| Fines, Forfeitures, Penalties | \$0 | \$0 | \$0 | \$0 | \$0 |
| Revenue from use of Assets | \$0 | \$0 | \$0 | \$0 | \$0 |
| Intergovernmental Revenue | \$0 | \$0 | \$0 | \$0 | \$0 |
| Charges for Service | \$23,000 | \$23,000 | \$23,000 | \$0 | \$23,000 |
| Miscellaneous Revenue | \$0 | \$0 | \$0 | \$0 | \$0 |
| Other Financing Sources | \$0 | \$0 | \$90,732 | \$0 | \$90,732 |
| Total Revenue | \$23,000 | \$23,000 | \$113,732 | \$0 | \$113,732 |
| Salaries and Benefits | \$0 | \$0 | \$0 | \$0 | \$0 |
| Services and Supplies | \$0 | \$54,000 | \$33,954 | \$0 | \$33,954 |
| Other Charges | \$0 | \$37,000 | \$25,000 | \$0 | \$25,000 |
| Fixed Assets | | | | | |
| Buildings & Improvements | \$0 | \$0 | \$317,757 | \$0 | \$317,757 |
| Other Financing Uses | \$0 | \$0 | \$0 | \$0 | \$0 |
| Equity | \$0 | \$0 | \$0 | \$0 | \$0 |
| Intrafund | \$0 | \$0 | \$0 | \$0 | \$0 |
| Contingencies | \$0 | \$0 | \$0 | \$0 | \$0 |
| Gross Costs | \$0 | \$91,000 | \$376,711 | \$0 | \$376,711 |
| Fund Balance | (\$23,000) | \$68,000 | \$262,979 | \$0 | \$262,979 |
| Net County Cost | \$0 | \$0 | \$0 | \$0 | \$0 |

*Net County Cost carryover savings included in the 2015-2016 Adopted Final Budget is \$0.

PROGRAM DISCUSSION

At the requested level of funding, the Department will continue to maintain enhanced services to protect the water quality at Modesto Reservoir Regional Park. Enhanced services include additional park staff as needed, maintenance and repair of pumps at the Modesto Reservoir lift stations, maintenance and repair of buoys as needed, and amenities, such as concrete barbecues that store ashes, that enhance

and protect water quality and any other issues that arise during the year to assist in the protection of the water quality. In Fiscal Year 2015-2016 funds were budgeted for the fuel pump project; however, due to the timing of the project, the construction will occur in the fall of 2016, therefore the funds are included in this budget.

STAFFING IMPACTS

Total current authorized positions— 0

RECOMMENDED PROPOSED BUDGET

It is recommended that a budget of \$376,711 be approved for Parks and Recreation – Modesto Reservoir Patrol. This budget is funded by \$113,732 in estimated department revenue and \$262,979 in departmental fund balance.

Total recommended authorized positions— 0

STANISLAUS COUNTY, CALIFORNIA
Budget Year 2016-2017



PUBLIC RESOURCES
Recreation Facilities

PARKS AND RECREATION—OFF-HIGHWAY VEHICLE FUND

Budget Unit 1702 0035450
 Special Revenue Fund

SERVICES PROVIDED

The Off-Highway Vehicle (OHV) Fund provides for the development and activities of off-highway vehicle parks at designated sites in Stanislaus County, including Frank Raines and La Grange Off-Highway Vehicle Parks. The Off-Highway Vehicle Program is funded through reimbursable OHV grants from the State, fees collected through the Department of Motor Vehicles for off-highway park use, and fees for services.

FUND/CASH BALANCE

As of July 1, 2016, this fund is projected to have a positive fund balance of \$393,551 compared to the July 1, 2015 fund balance of \$480,624. The decrease is due to the use of fund balance that the Department anticipates spending in Fiscal Year 2015-2016 on matching funds required by the grant as well as other operational needs the grant does not fund. Fund balance and revenue earned at Frank Raines and La Grange Off-Highway Vehicle Parks is used as the match required for the State Off-Highway Vehicle grant funds. The Department anticipates using \$104,855 of fund balance in Budget Year 2016-2017.

As of July 1, 2016, cash is estimated to be \$147,028 compared to the July 1, 2015 cash balance of \$147,028. The variance between the cash position and the fund balance is attributable to the timing of grant reimbursements and the receivables set up to receive payments from the State grant.

| Parks and Recreation - Off-Highway Vehicle Fund | | | | | |
|--|-----------------------------|--|--|--|--|
| Classification | 2014-2015 Actual | 2015-2016 Adopted Final Budget* | 2016-2017 Requested Proposed Budget | 2016-2017 Recommended Adjustments | 2016-2017 Recommended Proposed Budget |
| Taxes | \$0 | \$0 | \$0 | \$0 | \$0 |
| Licenses, Permits, Franchises | \$1,720 | \$2,000 | \$2,000 | \$0 | \$2,000 |
| Fines, Forfeitures, Penalties | \$0 | \$0 | \$0 | \$0 | \$0 |
| Revenue from use of Assets | \$2,093 | \$0 | \$1,000 | \$0 | \$1,000 |
| Intergovernmental Revenue | \$394,320 | \$842,001 | \$575,498 | \$0 | \$575,498 |
| Charges for Service | \$127,621 | \$120,098 | \$100,000 | \$0 | \$100,000 |
| Miscellaneous Revenue | \$710 | \$0 | \$0 | \$0 | \$0 |
| Other Financing Sources | \$0 | \$136,750 | \$0 | \$0 | \$0 |
| Total Revenue | \$526,464 | \$1,100,849 | \$678,498 | \$0 | \$678,498 |
| Salaries and Benefits | \$0 | \$0 | \$0 | \$0 | \$0 |
| Services and Supplies | \$125,912 | \$138,944 | \$178,200 | \$0 | \$178,200 |
| Other Charges | \$299,565 | \$31,746 | \$8,650 | \$0 | \$8,650 |
| Fixed Assets | | | | | |
| Equipment | \$0 | \$547,000 | \$140,000 | \$0 | \$140,000 |
| Other Financing Uses | \$0 | \$0 | \$0 | \$0 | \$0 |
| Equity | \$0 | \$0 | \$0 | \$0 | \$0 |
| Intrafund | \$1,450 | \$396,370 | \$456,503 | \$0 | \$456,503 |
| Contingencies | \$0 | \$0 | \$0 | \$0 | \$0 |
| Gross Costs | \$426,927 | \$1,114,060 | \$783,353 | \$0 | \$783,353 |
| Fund Balance | (\$99,537) | \$13,211 | \$104,855 | \$0 | \$104,855 |
| Net County Cost | \$0 | \$0 | \$0 | \$0 | \$0 |

*Net County Cost carryover savings included in the 2015-2016 Adopted Final Budget is \$0.

PROGRAM DISCUSSION

At the requested level of funding, the Department will continue to staff and maintain two Off-Highway Vehicle parks at La Grange and Frank Raines. The State of California Department of Parks and Recreation, Off-Highway Motor Vehicle Recreation Division, administers Operations and Maintenance grants to cities, counties, and other governmental or non-profit organizations that provide facilities relating to off-highway vehicle (OHV) activities. An OHV is defined as a motorcycle, snowmobile, all-terrain vehicle, jeep, sand buggy or dune buggy, and any street licensed motor vehicle being used off-highway. The Off-Highway Motor Vehicle Recreation Act of 2003 authorizes the allocation of grant funds for the purpose of establishing, maintaining, managing, and rehabilitating OHV areas, trails and facilities in California.

The grant funds requested and approved for both park facilities include funds to maintain and operate the facilities including activities such as fee collection, cleaning and maintaining campgrounds and restroom facilities, repairing fencing, mowing and edging lawn areas, maintaining proper signage, water system maintenance and testing, enforcement of rules, maintaining trails, adding boulders for maintenance, safety, and play, and installing or repairing erosion control features. Field supplies and amenities such as soil, boulders, fencing, and signs, will be purchased. Equipment rental for fence work and irrigation installations is included.

Four vehicles are requested for use at the Frank Raines and La Grange OHV parks and are discussed in the Parks and Recreation main budget. The State Off-Highway Vehicle grant will fund 75% of the fixed assets cost and the Department will fund the 25% match.

STAFFING IMPACTS

Total current authorized positions— 0

RECOMMENDED PROPOSED BUDGET

It is recommended that a budget of \$783,353 be approved for the Parks and Recreation – Off-Highway Vehicle Fund. This budget is funded by \$678,498 in estimated department revenue and \$104,855 in departmental fund balance.

Total recommended authorized positions— 0

STANISLAUS COUNTY, CALIFORNIA
Budget Year 2016-2017



PUBLIC RESOURCES
Recreation Facilities

PARKS AND RECREATION—REGIONAL WATER SAFETY TRAINING CENTER

Budget Unit 1694 0035701
 Special Revenue Fund

SERVICES PROVIDED

The Regional Water Safety Training Center budget provides necessary funding for basic operations and programs at the regional aquatic facility located at Empire Community Park. The Department of Parks and Recreation is responsible for the general maintenance and operation of the facility. Recreational and instructional swim programs continue in Fiscal Year 2015-2016, as provided through an agreement with the Stanislaus County Police Activities League since the facility opened.

FUND/CASH BALANCE

As of July 1, 2016, this fund is projected to have a positive fund balance of \$123,292 compared to the July 1, 2015 positive balance of \$131,700. The decrease is due to the use of fund balance in Fiscal Year 2015-2016 for operations and maintenance of the facility. The Department anticipates using \$8,700 of fund balance in Budget Year 2016-2017. Cash is tracking similar to fund balance.

| Parks and Recreation - Regional Water Safety Training Center | | | | | |
|---|-----------------------------|--|--|--|--|
| Classification | 2014-2015 Actual | 2015-2016 Adopted Final Budget* | 2016-2017 Requested Proposed Budget | 2016-2017 Recommended Adjustments | 2016-2017 Recommended Proposed Budget |
| Taxes | \$0 | \$0 | \$0 | \$0 | \$0 |
| Licenses, Permits, Franchises | \$0 | \$0 | \$0 | \$0 | \$0 |
| Fines, Forfeitures, Penalties | \$0 | \$0 | \$0 | \$0 | \$0 |
| Revenue from use of Assets | \$1,154 | \$0 | \$1,000 | \$0 | \$1,000 |
| Intergovernmental Revenue | \$0 | \$0 | \$0 | \$0 | \$0 |
| Charges for Service | \$0 | \$0 | \$0 | \$0 | \$0 |
| Miscellaneous Revenue | \$25,000 | \$30,000 | \$20,000 | \$0 | \$20,000 |
| Other Financing Sources | \$10,000 | \$0 | \$10,000 | \$0 | \$10,000 |
| Total Revenue | \$36,154 | \$30,000 | \$31,000 | \$0 | \$31,000 |
| Salaries and Benefits | \$0 | \$0 | \$0 | \$0 | \$0 |
| Services and Supplies | \$16,330 | \$25,000 | \$25,000 | \$0 | \$25,000 |
| Other Charges | \$14,000 | \$14,000 | \$14,700 | \$0 | \$14,700 |
| Fixed Assets | \$0 | \$0 | \$0 | \$0 | \$0 |
| Other Financing Uses | \$0 | \$0 | \$0 | \$0 | \$0 |
| Equity | \$0 | \$0 | \$0 | \$0 | \$0 |
| Intrafund | \$0 | \$0 | \$0 | \$0 | \$0 |
| Contingencies | \$0 | \$0 | \$0 | \$0 | \$0 |
| Gross Costs | \$30,330 | \$39,000 | \$39,700 | \$0 | \$39,700 |
| Fund Balance | (\$5,824) | \$9,000 | \$8,700 | \$0 | \$8,700 |
| Net County Cost | \$0 | \$0 | \$0 | \$0 | \$0 |

*Net County Cost carryover savings included in the 2015-2016 Adopted Final Budget is \$0.

PROGRAM DISCUSSION

At the requested level of funding, the Department can continue to provide maintenance for the pool and landscape. On June 18, 2013, the Board approved a multi-year funding strategy for the ongoing operations and maintenance of the Regional Water Safety Training Center, Empire Community Pool. Between May 2015 and August 2015, the Police Activities League provided swim recreational

opportunities for 12,422 children and provided swim lessons to 112 children. Swim lessons were offered for children as young as four, adults, and seniors.

For Budget Year 2016-2017 donations in the amount of \$30,000 will help fund the cost of the operations and maintenance. The Stanislaus County Police Activities League will continue to provide recreational and instructional activities at the facility through revenue from entry fees and snack sales and through generous donations and grants from the following: Stanislaus County Sheriff's Department, Stanislaus County Police Activities League, Duarte Nursery, Beard Family, and Modesto Irrigation District.

STAFFING IMPACTS

Total current authorized positions— 0

RECOMMENDED PROPOSED BUDGET

It is recommended that a budget of \$39,700 be approved for the Parks and Recreation – Regional Water Safety Training Center. This budget is funded by \$31,000 in estimated department revenue and \$8,700 in departmental fund balance.

Total recommended authorized positions— 0

STANISLAUS COUNTY, CALIFORNIA
Budget Year 2016-2017



PUBLIC RESOURCES
Recreation Facilities

PARKS AND RECREATION—TUOLUMNE RIVER REGIONAL PARK

Budget Unit 0100 0035420
 General Fund

SERVICES PROVIDED

Tuolumne River Regional Park (TRRP) provides for the maintenance and preservation of seven miles of river corridor, while allowing continued development in a manner that creates positive recreational ventures.

The Board of Supervisors, through a Joint Powers Agreement (JPA), partners in the regional park effort with the City of Modesto and the City of Ceres.

| Parks and Recreation - TRRP | | | | | |
|------------------------------------|-----------------------------|--|--|--|--|
| Classification | 2014-2015 Actual | 2015-2016 Adopted Final Budget* | 2016-2017 Requested Proposed Budget | 2016-2017 Recommended Adjustments | 2016-2017 Recommended Proposed Budget |
| Taxes | \$0 | \$0 | \$0 | \$0 | \$0 |
| Licenses, Permits, Franchises | \$0 | \$0 | \$0 | \$0 | \$0 |
| Fines, Forfeitures, Penalties | \$0 | \$0 | \$0 | \$0 | \$0 |
| Revenue from use of Assets | \$0 | \$0 | \$0 | \$0 | \$0 |
| Intergovernmental Revenue | \$0 | \$0 | \$0 | \$0 | \$0 |
| Charges for Service | \$0 | \$0 | \$0 | \$0 | \$0 |
| Miscellaneous Revenue | \$0 | \$0 | \$0 | \$0 | \$0 |
| Other Financing Sources | \$0 | \$0 | \$0 | \$0 | \$0 |
| Total Revenue | \$0 | \$0 | \$0 | \$0 | \$0 |
| Salaries and Benefits | \$0 | \$0 | \$0 | \$0 | \$0 |
| Services and Supplies | \$121,426 | \$129,675 | \$129,675 | \$64,837 | \$194,512 |
| Other Charges | \$0 | \$0 | \$0 | \$0 | \$0 |
| Fixed Assets | \$0 | \$0 | \$0 | \$0 | \$0 |
| Other Financing Uses | \$0 | \$0 | \$0 | \$0 | \$0 |
| Equity | \$0 | \$0 | \$0 | \$0 | \$0 |
| Intrafund | \$0 | \$0 | \$0 | \$0 | \$0 |
| Contingencies | \$0 | \$0 | \$0 | \$0 | \$0 |
| Gross Costs | \$121,426 | \$129,675 | \$129,675 | \$64,837 | \$194,512 |
| Fund Balance | \$0 | \$0 | \$0 | \$0 | \$0 |
| Net County Cost | \$121,426 | \$129,675 | \$129,675 | \$64,837 | \$194,512 |

*Net County Cost carryover savings included in the 2015-2016 Adopted Final Budget is \$0.

PROGRAM DISCUSSION

At the requested level of funding, the budget provides for the continuation of services. On March 16, 2016, the TRRP Commission met and discussed the Budget Year 2016-2017 operating budget. The proposed budget is \$448,225 with the County's share of cost at \$194,512. The requested increase in funding is an additional 50% over share of cost in Fiscal Year 2015-2016. The increase is due to the cost of operation and maintenance, including needed tree trimming and deferred maintenance projects. In addition, the Department may need to pay a proportional share, in the future, of a very costly tree project around the airport that could cost in excess of \$1 Million.

STAFFING IMPACTS

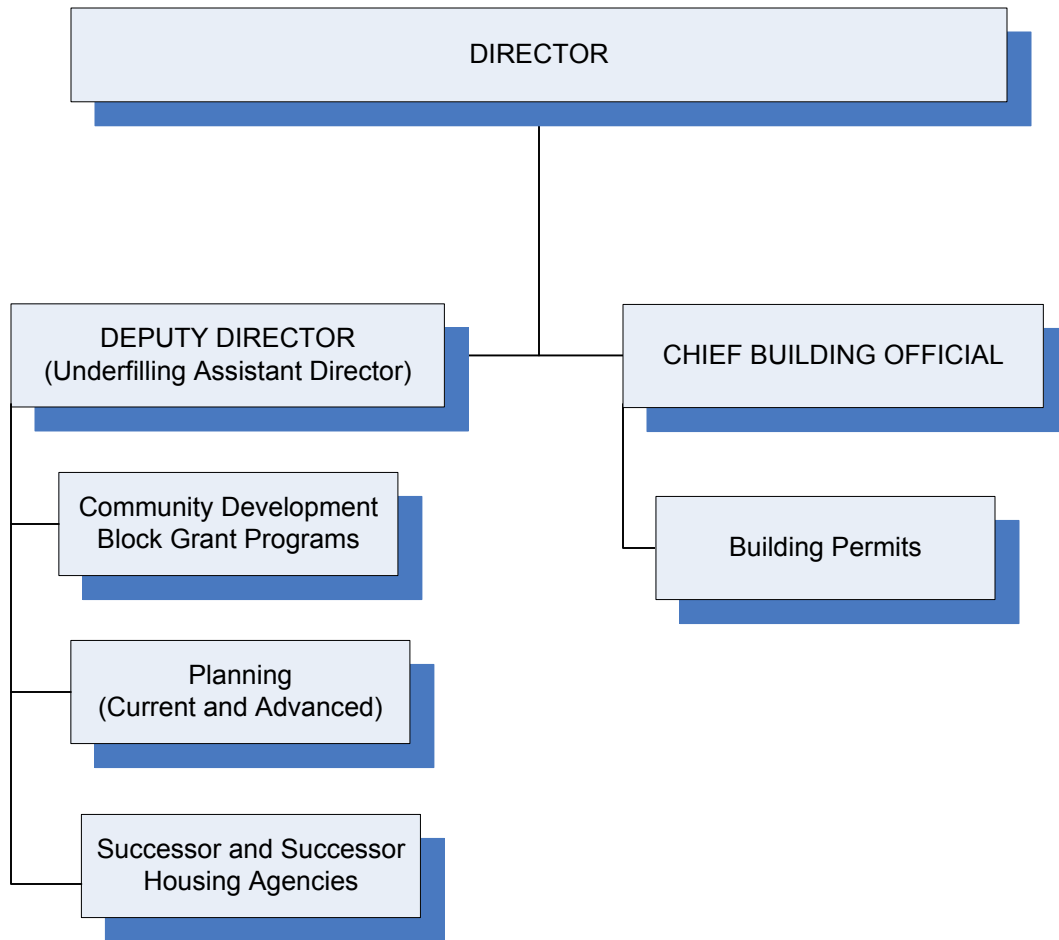
Total current authorized positions— 0

RECOMMENDED PROPOSED BUDGET

It is recommended that a budget of \$194,512 be approved for the Parks and Recreation – Tuolumne River Regional Park. This budget is funded by a contribution of \$194,512 from the General Fund.

Total recommended authorized positions— 0

STANISLAUS COUNTY
PLANNING AND COMMUNITY DEVELOPMENT



Revised April 2012



PLANNING AND COMMUNITY DEVELOPMENT
Angela Freitas, Director

| BUDGET AT A GLANCE | |
|---------------------------------------|--------------------|
| Gross Costs | \$15,106,912 |
| Total Revenue | \$10,310,458 |
| Fund Balance/Retained Earnings | \$3,541,288 |
| Net County Cost | \$1,255,166 |
| Total Recommended Staffing | 34 |
| % Funded by Local Discretionary Funds | 8.3% |

MISSION STATEMENT

To promote economic development, diversify the County’s agricultural base and provide high quality, streamlined permit processing services for the benefit of all our customers.

ACCOMPLISHMENTS AND OBJECTIVES

The Accomplishments of Fiscal Year 2015-2016 and Objectives for Budget Year 2016-2017 for the Department of Planning and Community Development include:

FISCAL YEAR 2015-2016 ACCOMPLISHMENTS

- ◆ Implemented Accela Mobile Office for building permit field inspection services.
- ◆ Continued integration of the County’s Focus on Prevention into the Community Development Block Grant (CDBG) and Emergency Solutions Grant (ESG) awards.
- ◆ Initiated Development of a One-Stop-Shop website to provide customers with a centralized information source.
- ◆ Increased online building permits from 10% in Fiscal Year 2014-2015 to 20% in Fiscal Year 2015-2016 through collaboration with local contractors.
- ◆ Continued to facilitate multi-agency pre-development meetings with development community.

BUDGET YEAR 2016-2017 OBJECTIVES

- ◆ Continue to actively participate in the County’s Focus on Prevention efforts by partnering with others to explore best funding award models and identify opportunities for improvement through collaboration.
- ◆ Continue working with the local development community to identify process improvement opportunities.
- ◆ Review development processes, to include the zoning and subdivision ordinances, in an effort to streamline permitting requirements.
- ◆ Establish the infrastructure and processes for implementation of electronic plan check review for building permits.
- ◆ Update the Department’s records retention policy to reflect electronic storage.

BUDGETS WITHIN THE PLANNING AND COMMUNITY DEVELOPMENT DEPARTMENT INCLUDE:

- ◆ Planning and Community Development
- ◆ Building Permits
- ◆ Dangerous Building Abatement
- ◆ General Plan Maintenance
- ◆ Salida Planning Efforts
- ◆ Special Revenue Grants

STANISLAUS COUNTY, CALIFORNIA
Budget Year 2016-2017



PUBLIC RESOURCES
Other Protection

PLANNING AND COMMUNITY DEVELOPMENT

Budget Unit 0100 0025101
 General Fund

SERVICES PROVIDED

The Department of Planning and Community Development provides information and assistance to customers on a multitude of building, community development, and land use topics. Planning Department staff responds to an estimated 40,000 phone calls and personal contact visits per year. The calls range from inquiries on the zoning of a particular parcel, processing building permit and land-use application requests, providing flood zone information, and providing housing rehabilitation assistance. The Department is comprised of three divisions: Building Permits, Community Development, and Planning. Knowledge and expertise is provided to the Board of Supervisors, Chief Executive Office, and other County departments (i.e. Public Works, Parks and Recreation, and Environmental Resources) on specific projects for the benefit of the entire County.

The Planning Division is the only division funded by the General Fund within the Department and provides staffing to both the Community Development Division and the Stanislaus County Successor and Successor Housing Agencies (of the former Stanislaus County Redevelopment Agency). An overview of services provided by the Community Development Division, Building Permits Division, and Successor Housing Agency are provided in their respective budget sections.

| Planning & Community Development | | | | | |
|---|-----------------------------|--|--|--|--|
| Classification | 2014-2015 Actual | 2015-2016 Adopted Final Budget* | 2016-2017 Requested Proposed Budget | 2016-2017 Recommended Adjustments | 2016-2017 Recommended Proposed Budget |
| Taxes | \$0 | \$0 | \$0 | \$0 | \$0 |
| Licenses, Permits, Franchises | \$150,628 | \$127,000 | \$132,000 | \$0 | \$132,000 |
| Fines, Forfeitures, Penalties | \$0 | \$0 | \$0 | \$0 | \$0 |
| Revenue from use of Assets | \$0 | \$0 | \$0 | \$0 | \$0 |
| Intergovernmental Revenue | \$8,541 | \$0 | \$2,000 | \$0 | \$2,000 |
| Charges for Service | \$582,740 | \$635,279 | \$552,687 | \$128,550 | \$681,237 |
| Miscellaneous Revenue | \$409 | \$0 | \$124 | \$0 | \$124 |
| Other Financing Sources | \$2,535 | \$0 | \$0 | \$0 | \$0 |
| Total Revenue | \$744,853 | \$762,279 | \$686,811 | \$128,550 | \$815,361 |
| Salaries and Benefits | \$1,464,556 | \$1,696,402 | \$1,565,856 | \$128,550 | \$1,694,406 |
| Services and Supplies | \$72,583 | \$150,864 | \$157,722 | \$20,000 | \$177,722 |
| Other Charges | \$193,898 | \$179,264 | \$196,605 | \$0 | \$196,605 |
| Fixed Assets | \$0 | \$0 | \$0 | \$0 | \$0 |
| Other Financing Uses | \$0 | \$0 | \$0 | \$0 | \$0 |
| Equity | \$0 | \$0 | \$0 | \$0 | \$0 |
| Intrafund | \$884 | \$2,280 | \$1,794 | \$0 | \$1,794 |
| Contingencies | \$0 | \$0 | \$0 | \$0 | \$0 |
| Gross Costs | \$1,731,921 | \$2,028,810 | \$1,921,977 | \$148,550 | \$2,070,527 |
| Fund Balance | \$0 | \$0 | \$0 | \$0 | \$0 |
| Net County Cost | \$987,068 | \$1,266,531 | \$1,235,166 | \$20,000 | \$1,255,166 |

*Net County Cost carryover savings included in the 2015-2016 Adopted Final Budget is \$381,053.

PROGRAM DISCUSSION

At the proposed level of funding, the Department can maintain core services while fulfilling all State and Federal mandated requirements relating to land use activities, building codes, special revenue grants, and the administration of the Stanislaus County Successor Agency (the former Stanislaus County Redevelopment Agency); however, a sustained increase in permit activity, customer inquiries and Planning projects over the last few fiscal years has continued to strain staff resources and cause delays in permit processing.

It will be the Planning Division's main priority to focus on land-use and subdivision application processing, local oversight of permitted surface mining operations, implementation of the Williamson Act, and maintenance of the County General Plan in compliance with State mandates and local needs. The Planning Division will continue to diversify staff assignments in order to provide needed administrative services to Department programs with identified non-General Fund resources; however, with the increase in land use entitlement applications, the ability to diversify staffing assignments is limited.

In Fiscal Year 2015-2016, significant resources were dedicated to the General Plan Update. While the multi-year General Plan Update is anticipated to be completed in early Budget Year 2016-2017, the need for on-going General Plan maintenance, including annual reports, legislative updates, and zoning ordinance amendments needed for Plan implementation, will continue and cannot be effectively sustained with current resources. In order to address this ongoing workload, the Department is requesting to restore an unfunded Manager III position, which is included as a recommended adjustment in the amount of \$128,550. This position will be used to address General Plan maintenance, and will be 100% funded with General Plan Maintenance fees revenue. Outcomes expected with this position are: consistent and efficient attention to on-going General Plan maintenance needs (local needs and state mandates), enhanced attention to ordinance amendments needed for Plan implementation, and the timely completion of annual reports. Resulting ordinance amendments will have a direct impact on the streamlining of the land use permit review process, enhanced community development standards, and improved economic impact by the development community.

The requested budget includes an adjustment for \$20,000 in order to procure a consultant to perform a fee study for the Planning Division. With the exception of a review of fees related specifically to surface mines, 2010 was the last time Planning Division fees were increased. A sample review of fees against fee schedules for neighboring counties shows that Stanislaus County's Planning fees are generally lower than those of neighboring counties. If the fee study reveals that fees for the Department need to be increased, a request to increase fees will be brought before the Board of Supervisors for consideration.

This budget continues to assume savings related to a 5% vacancy rate in the amount of \$82,824. Monitoring will occur throughout the year and necessary budget revisions will be made as part of a quarterly financial report.

STAFFING IMPACTS

Total current authorized positions— 16

The Department is requesting to restore one unfunded Manager III position to act as the General Plan Maintenance Senior Planner. This position will manage the ongoing workload in General Plan Maintenance including annual reports, legislative updates, and zoning amendments for Plan implementation. The position will be funded 100% with General Plan Maintenance fees revenue.

RECOMMENDED PROPOSED BUDGET

It is recommended that a budget of \$2,070,527 be approved for Planning and Community Development. This budget is funded from \$815,361 in estimated department revenue and a \$1,255,166 contribution from the General Fund. This includes funding from the General Fund in the amount of \$20,000 to procure a consultant for a fee study.

It is recommended to restore one unfunded Manager III position.

Total recommended authorized positions— 17

STANISLAUS COUNTY, CALIFORNIA

Budget Year 2016-2017

PUBLIC RESOURCES

Public Ways



PLANNING—BUILDING PERMITS

Budget Unit 1206 0040400

Special Revenue Fund

SERVICES PROVIDED

The Building Permits Division of the Planning and Community Development Department provides building safety services through plans examination, building permit issuance and construction inspections. The Building Code Enforcement Unit inspects residential, commercial, agricultural and industrial projects for the unincorporated area of Stanislaus County. The Division responds to customer inquiries, provides technical assistance for code related issues, and provides administration for the Public Facilities Fees Program and County's Flood Plain Administration. All fees related to these functions are calculated and collected by the Building Permits Division. The Division also devotes a significant amount of time responding to customer related inquiries received through the request and complaint program Customer Relationship Management (CRM) system.

FUND/CASH BALANCE

As of July 1, 2016, Planning – Building Permits projects the fund balance to be \$2,221,475, as compared to the July 1, 2015 fund balance of \$2,377,909. The variance is due to expenditures in excess of revenues collected in Fiscal Year 2015-2016; including one-time purchases made in Fiscal Year 2015-2016 including the Accela Mobile Office module and associated equipment and vehicle purchases.

As of July 1, 2016, the fund is projected to have a cash balance of \$2,216,080, as compared to the July 1, 2015 cash balance of \$2,421,529. The variance is due to expenditures for project costs in Fiscal Year 2015-2016 partially offset by estimated revenues received in excess of those projected.

The difference between fund balance and cash balance is due to the effect of accounts receivable offset by accounts payable projected at fiscal year-end and the timing of when these post to the financial statements.

| Planning - Building Permits | | | | | |
|------------------------------------|-----------------------------|--|--|--|--|
| Classification | 2014-2015 Actual | 2015-2016 Adopted Final Budget* | 2016-2017 Requested Proposed Budget | 2016-2017 Recommended Adjustments | 2016-2017 Recommended Proposed Budget |
| Taxes | \$0 | \$0 | \$0 | \$0 | \$0 |
| Licenses, Permits, Franchises | \$1,753,073 | \$1,731,742 | \$1,945,324 | \$0 | \$1,945,324 |
| Fines, Forfeitures, Penalties | \$0 | \$0 | \$0 | \$0 | \$0 |
| Revenue from use of Assets | \$0 | \$0 | \$0 | \$0 | \$0 |
| Intergovernmental Revenue | \$0 | \$0 | \$0 | \$0 | \$0 |
| Charges for Service | \$499,050 | \$396,803 | \$474,707 | \$0 | \$474,707 |
| Miscellaneous Revenue | \$1,004 | \$941 | \$837 | \$0 | \$837 |
| Other Financing Sources | \$44,306 | \$0 | \$0 | \$0 | \$0 |
| Total Revenue | \$2,297,433 | \$2,129,486 | \$2,420,868 | \$0 | \$2,420,868 |
| Salaries and Benefits | \$1,520,869 | \$1,784,976 | \$1,762,661 | \$0 | \$1,762,661 |
| Services and Supplies | \$294,564 | \$347,185 | \$464,352 | \$0 | \$464,352 |
| Other Charges | \$243,168 | \$323,538 | \$268,511 | \$0 | \$268,511 |
| Fixed Assets | | | | | |
| Equipment | \$0 | \$50,000 | \$0 | \$0 | \$0 |
| Other Financing Uses | \$0 | \$0 | \$0 | \$0 | \$0 |
| Equity | \$0 | \$0 | \$0 | \$0 | \$0 |
| Intrafund | \$0 | \$160 | \$320 | \$0 | \$320 |
| Contingencies | \$0 | \$0 | \$0 | \$0 | \$0 |
| Gross Costs | \$2,058,601 | \$2,505,859 | \$2,495,844 | \$0 | \$2,495,844 |
| Fund Balance | (\$238,832) | \$376,373 | \$74,976 | \$0 | \$74,976 |
| Net County Cost | \$0 | \$0 | \$0 | \$0 | \$0 |

*Net County Cost carryover savings included in the 2015-2016 Adopted Final Budget is \$0.

PROGRAM DISCUSSION

At the proposed level of funding, the Department can maintain all core functions of the Division: issuance of building permits, construction inspection, plans examination, and also maintain building code enforcement pertaining to customer complaints. The Division will continue its partnership with the City of Ceres and the City of Oakdale by providing plans examination, construction inspection services, and building official administration. The Division also provides support to the County's Capital Projects Division in the form of project oversight, construction management, and administration. Additionally, the Division is responsible for calculation and collection support for the Public Facilities Fees (PFF) Program.

The Division continues to experience revenue growth due to increased construction permit activities. In Fiscal Year 2008-2009, the Division processed approximately 1,900 permits, and approximately 2,912 permits were processed in Fiscal Year 2014-2015. As of March 2016, this number is estimated to increase to a total of 3,151 permits processed in Fiscal Year 2015-2016. In order to continue to provide excellent, efficient, and effective customer service in the current One-Stop-Shop model of service, the Division will work to further integrate technology enhancements aimed to help bring added efficiencies. For example, the Division will initiate steps towards performing electronic plan check reviews. The infrastructure and processes for conducting these reviews will be put in place in Budget Year 2016-2017 and is anticipated to streamline the building permit acquisition process further.

Due to the increasing workload associated with Building Permits and most of the Division's resources being dedicated toward processing these permits, this budget includes appropriations for extra help staff. The extra help will be used for work related to the Abandoned and Dangerous Building Abatement Program. This program is seeing a slow increase in cases that need to be addressed, which cannot be addressed with current staffing levels.

The use of Fund Balance is requested for the following one-time costs: \$51,405 for administrative extra help to assist with filing, scanning and processing documents for building permits, \$13,571 for a refresh of code books, and \$10,000 for Electronic plan check equipment and computer equipment refresh.

STAFFING IMPACTS

Total current authorized positions— 17

There are no requested changes to the current level of staffing.

RECOMMENDED PROPOSED BUDGET

It is recommended that a budget of \$2,495,844 be approved for Planning – Building Permits. This budget is funded by \$2,420,868 in estimated department revenue and \$74,976 in departmental fund balance.

Total recommended authorized positions— 17

STANISLAUS COUNTY, CALIFORNIA
Budget Year 2016-2017
PUBLIC PROTECTION
Protection Inspection



PLANNING—DANGEROUS BUILDING ABATEMENT

Budget Unit 1746 0043290
Special Revenue Fund

SERVICES PROVIDED

The Dangerous Building Abatement fund is used as a last resort for the demolition and removal of dangerous and/or abandoned buildings that pose a distinct health and safety threat to the residents of Stanislaus County. The first step in this process is to locate the owner and successfully work with the owner to bring resolution to the dangerous building. When the owner is unwilling to take corrective action or cannot be located, a cost evaluation is completed and a lien is placed on the property to ensure compliance. Expenses are recovered through property taxes or the sale of the property, whichever comes first.

FUND/CASH BALANCE

As of July 1, 2016, Planning – Dangerous Building Abatement projects the fund balance to be \$2,589, as compared to the July 1, 2015 fund balance of \$2,589.

As of July 1, 2016, the fund is projected to have a cash balance of \$102,589, as compared to the July 1, 2015 cash balance of \$102,589.

The difference between the cash and fund balance is an outstanding liability of \$100,000 on the balance sheet. Pursuant to Board of Supervisors action number 98-788 (September 29, 1998), the Dangerous Building Abatement fund may receive cash advances up to \$100,000 at any time from the General Fund, allowing for a negative fund balance. This action was taken due to the budget's funds tied up in property liens and the cash advances allowed for vital services to be provided.

| Planning - Dangerous Bldg Abatement | | | | | |
|--|-----------------------------|--|--|--|--|
| Classification | 2014-2015 Actual | 2015-2016 Adopted Final Budget* | 2016-2017 Requested Proposed Budget | 2016-2017 Recommended Adjustments | 2016-2017 Recommended Proposed Budget |
| Taxes | \$0 | \$0 | \$0 | \$0 | \$0 |
| Licenses, Permits, Franchises | \$0 | \$0 | \$0 | \$0 | \$0 |
| Fines, Forfeitures, Penalties | \$0 | \$0 | \$0 | \$0 | \$0 |
| Revenue from use of Assets | \$0 | \$0 | \$0 | \$0 | \$0 |
| Intergovernmental Revenue | \$0 | \$135,000 | \$0 | \$0 | \$0 |
| Charges for Service | \$0 | \$0 | \$260,000 | \$0 | \$260,000 |
| Miscellaneous Revenue | \$0 | \$10,000 | \$0 | \$0 | \$0 |
| Other Financing Sources | \$0 | \$0 | \$0 | \$0 | \$0 |
| Total Revenue | \$0 | \$145,000 | \$260,000 | \$0 | \$260,000 |
| Salaries and Benefits | \$0 | \$0 | \$0 | \$0 | \$0 |
| Services and Supplies | \$21,493 | \$110,000 | \$216,000 | \$0 | \$216,000 |
| Other Charges | \$5,280 | \$50,000 | \$50,000 | \$0 | \$50,000 |
| Fixed Assets | \$0 | \$0 | \$0 | \$0 | \$0 |
| Other Financing Uses | \$0 | \$0 | \$0 | \$0 | \$0 |
| Equity | \$0 | \$0 | \$0 | \$0 | \$0 |
| Intrafund | \$0 | \$0 | \$0 | \$0 | \$0 |
| Contingencies | \$0 | \$0 | \$0 | \$0 | \$0 |
| Gross Costs | \$26,773 | \$160,000 | \$266,000 | \$0 | \$266,000 |
| Fund Balance | \$26,773 | \$15,000 | \$6,000 | \$0 | \$6,000 |
| Net County Cost | \$0 | \$0 | \$0 | \$0 | \$0 |

*Net County Cost carryover savings included in the 2015-2016 Adopted Final Budget is \$0.

PROGRAM DISCUSSION

At the proposed level of funding, the Department can maintain the Dangerous Building Abatement Program. Department staff will research and identify the safest and most efficient resolution possible for the demolition and removal of dangerous and/or abandoned buildings that pose a health and safety risk. While activity varies annually, the Dangerous Building Abatement Program's case load has started to climb slowly in Fiscal Year 2015-2016. The slow increase of new cases is attributed to the region having experienced an improved economy with fewer foreclosed and abandoned homes. While staffing constraints have limited the Department's efficiency in addressing dangerous and/or abandoned buildings, improvements in real estate values have resulted in more property owners taking responsibility for property abatement once notified by the County of a potential violation. In order to address the workload of the current Abandoned and Dangerous Building program, the Building Permits Division has undergone a review of staff resources and has included appropriations in this budget to fund extra help staff to assist with addressing this workload. In addition, there is an appropriation request to cover the cost associated with the actual abatements. Most of that cost is anticipated to be covered by the Neighborhood Stabilization Program (NSP) which will provide funding for any properties abated in NSP eligible areas.

The Dangerous Building fund normally revolves around reimbursement costs generated from forced cleanup activities. Revenue is provided exclusively by the repayment of abatement liens placed on the parcel at the conclusion of the abatement process through tax assessment, tax sale of the property or by owner of the property. In June 2014, the Board of Supervisors approved an item to expand the Dangerous Building Abatement program using NSP income. NSP provides funding for payment of demolition activities in targeted NSP areas. For properties outside of NSP targeted areas, the Department will continue to utilize the funding that has been generated from reimbursement costs. Due to limited revenue collection from reimbursement costs, the Department will maintain a conservative approach when performing activities in non-NSP areas to ensure funding availability to address the most serious health and safety risks.

STAFFING IMPACTS

Total current authorized positions— 0

RECOMMENDED PROPOSED BUDGET

It is recommended that a budget of \$266,000 be recommended for Planning – Dangerous Building Abatement. This budget is funded by \$260,000 in estimated department revenue and \$6,000 in department fund balance.

Total recommended authorized positions— 0

STANISLAUS COUNTY, CALIFORNIA
Budget Year 2016-2017
PUBLIC RESOURCES
Other Protection



PLANNING—GENERAL PLAN MAINTENANCE

Budget Unit 179A 0025521
 Special Revenue Fund

SERVICES PROVIDED

The General Plan Maintenance budget was established for the purpose of collecting fees from land use and building permit applications to provide for the comprehensive update to Stanislaus County's General Plan. The General Plan is composed of several different elements: Land Use, Circulation, Conservation/Open Space, Noise, Safety, Housing and Agricultural, all of which are very unique and have specific statutory requirements.

FUND/CASH BALANCE

As of July 1, 2016, Planning – General Plan Maintenance projects the fund balance to be \$941,593, as compared to the July 1, 2015 fund balance of \$1,276,619.

As of July 1, 2016, the fund is projected to have a cash balance of \$947,722, as compared to the July 1, 2015 cash balance of \$1,274,919. The variance in both fund balance and cash balance is due to payments made to ICF International for technical planning services necessary to complete the General Plan Update.

| Planning - General Plan Maintenance | | | | | |
|--|-----------------------------|--|--|--|--|
| Classification | 2014-2015 Actual | 2015-2016 Adopted Final Budget* | 2016-2017 Requested Proposed Budget | 2016-2017 Recommended Adjustments | 2016-2017 Recommended Proposed Budget |
| Taxes | \$0 | \$0 | \$0 | \$0 | \$0 |
| Licenses, Permits, Franchises | \$0 | \$0 | \$0 | \$0 | \$0 |
| Fines, Forfeitures, Penalties | \$0 | \$0 | \$0 | \$0 | \$0 |
| Revenue from use of Assets | \$7,902 | \$11,000 | \$10,000 | \$0 | \$10,000 |
| Intergovernmental Revenue | \$0 | \$0 | \$0 | \$0 | \$0 |
| Charges for Service | \$131,150 | \$121,700 | \$140,500 | \$0 | \$140,500 |
| Miscellaneous Revenue | \$0 | \$0 | \$0 | \$0 | \$0 |
| Other Financing Sources | \$0 | \$0 | \$0 | \$0 | \$0 |
| Total Revenue | \$139,052 | \$132,700 | \$150,500 | \$0 | \$150,500 |
| Salaries and Benefits | \$0 | \$0 | \$0 | \$0 | \$0 |
| Services and Supplies | \$305,769 | \$4,500 | \$304,500 | \$0 | \$304,500 |
| Other Charges | \$79,608 | \$125,000 | \$173,550 | \$0 | \$173,550 |
| Fixed Assets | \$0 | \$0 | \$0 | \$0 | \$0 |
| Other Financing Uses | \$0 | \$0 | \$0 | \$0 | \$0 |
| Equity | \$0 | \$0 | \$0 | \$0 | \$0 |
| Intrafund | \$0 | \$0 | \$0 | \$0 | \$0 |
| Contingencies | \$0 | \$0 | \$0 | \$0 | \$0 |
| Gross Costs | \$385,377 | \$129,500 | \$478,050 | \$0 | \$478,050 |
| Fund Balance | \$246,325 | (\$3,200) | \$327,550 | \$0 | \$327,550 |
| Net County Cost | \$0 | \$0 | \$0 | \$0 | \$0 |

*Net County Cost carryover savings included in the 2015-2016 Adopted Final Budget is \$0.

PROGRAM DISCUSSION

At the proposed level of funding, the Department can complete the ongoing update to the Stanislaus County General Plan and continue work on ordinance amendments needed to implement the updated General Plan while completing state mandated annual reports.

The contract with ICF International for work on the update to the General Plan, including the Airport Land Use Compatibility Plan, has sufficient funding remaining. It is anticipated that the update will be completed in Budget Year 2016-2017.

This budget includes an \$17,800 increase in estimated revenue based on projections computed from the first eight months of actual revenue postings for Fiscal Year 2015-2016 and anticipated project trends.

This budget also includes an increase to appropriations. The increase from \$129,500 at Adopted Final Budget and \$478,050 for the Budget Year 2016-2017 Proposed Budget is largely due to a technical change related to contract encumbrances. At the end of the fiscal year, the encumbrance for the ICF International contract, which is estimated to be \$300,000, will be liquidated at fiscal year-end and re-established in Budget Year 2016-2017. This will eliminate the carry-in of prior year appropriations which affected the overall legal budget, and instead, the Department will estimate current year usage and request the appropriations as part of the Proposed Budget request in future years as well.

Appropriations are also included to be used to fund a restored Manager III position, which resides in the Planning Division budget. This position will work on a variety of General Plan Maintenance related job tasks and is anticipated to help add efficiencies to on-going General Plan maintenance needs.

STAFFING IMPACTS

Total current authorized positions— 0

RECOMMENDED PROPOSED BUDGET

It is recommended that a budget of \$478,050 be recommended for Planning – General Plan Maintenance. This budget is funded by \$150,500 in estimated department revenue and \$327,550 in department fund balance.

Total recommended authorized positions— 0

STANISLAUS COUNTY, CALIFORNIA
Budget Year 2016-2017
PUBLIC RESOURCES
Other Protection



PLANNING—SALIDA PLANNING EFFORTS

Budget Unit 178D 0025601
 Special Revenue Fund

SERVICES PROVIDED

The Salida Planning Efforts budget provides funding and guidance for the Salida Community Plan Update and conceptual land use, infrastructure, and funding strategy.

FUND/CASH BALANCE

As of July 1, 2016, Planning – Salida Planning Efforts projects the fund balance to be \$441,220, as compared to the July 1, 2015 fund balance of \$441,220.

As of July 1, 2016, the fund is projected to have a cash balance of \$441,220, as compared to the July 1, 2015 cash balance of \$441,220.

The balances for both cash and fund balance remain unchanged from the prior year. This is consistent with the strategy used by the Salida Planning Efforts fund in recent years and is a direct result of the halt to development in the plan area.

| Planning - Salida Planning Efforts | | | | | |
|---|-----------------------------|--|--|--|--|
| Classification | 2014-2015 Actual | 2015-2016 Adopted Final Budget* | 2016-2017 Requested Proposed Budget | 2016-2017 Recommended Adjustments | 2016-2017 Recommended Proposed Budget |
| Taxes | \$0 | \$0 | \$0 | \$0 | \$0 |
| Licenses, Permits, Franchises | \$0 | \$0 | \$0 | \$0 | \$0 |
| Fines, Forfeitures, Penalties | \$0 | \$0 | \$0 | \$0 | \$0 |
| Revenue from use of Assets | \$0 | \$0 | \$0 | \$0 | \$0 |
| Intergovernmental Revenue | \$0 | \$0 | \$0 | \$0 | \$0 |
| Charges for Service | \$0 | \$0 | \$0 | \$0 | \$0 |
| Miscellaneous Revenue | \$0 | \$0 | \$0 | \$0 | \$0 |
| Other Financing Sources | \$0 | \$0 | \$0 | \$0 | \$0 |
| Total Revenue | \$0 | \$0 | \$0 | \$0 | \$0 |
| Salaries and Benefits | \$0 | \$0 | \$0 | \$0 | \$0 |
| Services and Supplies | \$0 | \$0 | \$0 | \$0 | \$0 |
| Other Charges | \$0 | \$0 | \$0 | \$0 | \$0 |
| Fixed Assets | \$0 | \$0 | \$0 | \$0 | \$0 |
| Other Financing Uses | \$0 | \$0 | \$0 | \$0 | \$0 |
| Equity | \$0 | \$0 | \$0 | \$0 | \$0 |
| Intrafund | \$0 | \$0 | \$0 | \$0 | \$0 |
| Contingencies | \$0 | \$0 | \$0 | \$0 | \$0 |
| Gross Costs | \$0 | \$0 | \$0 | \$0 | \$0 |
| Fund Balance | \$0 | \$0 | \$0 | \$0 | \$0 |
| Net County Cost | \$0 | \$0 | \$0 | \$0 | \$0 |

*Net County Cost carryover savings included in the 2015-2016 Adopted Final Budget is \$0.

PROGRAM DISCUSSION

Despite improving economic conditions, it is unknown what level of activity may be required in Budget Year 2016-2017 to support development in the Salida Community Plan area. The activity will be monitored through the upcoming budget year and the Department will return to the Board of Supervisors to make necessary adjustments either through a separate Agenda Item or through one of the quarterly financial reports if necessary.

STAFFING IMPACTS

Total current authorized positions— 0

RECOMMENDED PROPOSED BUDGET

There is no recommended budget for Planning – Salida Planning Efforts. This budget, currently on hold due to economic conditions and the lack of development in the area, is traditionally funded from prior developer conditions.

Total recommended authorized positions— 0

STANISLAUS COUNTY, CALIFORNIA
Budget Year 2016-2017



PUBLIC RESOURCES
Other Protection

PLANNING—SPECIAL REVENUE GRANTS

Budget Unit 1681-1682, 1689, 1782 0025310
1683-1684, 1691-1693, 1695, 1717, 1783-1785, 178A-178C 0025450
Special Revenue Fund

SERVICES PROVIDED

Within the Special Revenue Grants budget are several grant programs, including: Community Development Block Grant (CDBG), Emergency Solutions Grant (ESG), Neighborhood Stabilization Program (NSP), Home Investment Partnership Program (HOME), California Housing and Community Development (CalHome), Community Development Block Grant-Recovery (CDBG-R), and related Program Income (PI) funds. These funds are used to provide housing rehabilitation, construction of community infrastructure, down payment assistance to income-eligible persons, public service activities; and to assist with programs partnering in the goal to end long-term homelessness. These grants also assist to implement other programs and activities as listed in the Stanislaus Urban County Consolidated Plan and Annual Action Plans. Stanislaus County is the lead agency for the Stanislaus Urban County and a participating member in the Turlock/Stanislaus County HOME Consortium. In addition to Stanislaus County, the Urban County participants include the cities of Ceres, Hughson, Newman, Oakdale, Patterson, and Waterford.

During Fiscal Year 2012-2013, Stanislaus County was awarded a Proposition 84 State grant for the Airport Neighborhood Urban Greening project. This grant provides funding for the creation of a master plan for the Airport Neighborhood. In conformance with the requirements of Proposition 84, the master plan will outline or layout projects that reduce greenhouse gas emissions and provide multiple benefits including, but not limited to, decreasing air and water pollution, reducing the consumption of natural resources and energy, increasing the reliability of local water supplies, or increasing adaptability to climate change. The County has partnered with the City of Modesto, Tuolumne River Trust, and O'Dell Engineering to process the \$350,000 grant. This project is targeted for completion in Budget Year 2016-2017.

FUND/CASH BALANCE

As of July 1, 2016, Planning – Special Revenue Grants projects the fund balance to be \$3,219,095, as compared to the July 1, 2015 fund balance of \$3,410,612. The variance is due to the use of program income received for revolving fund activities. This income must be used first prior to drawing additional original grant funds.

As of July 1, 2016, the fund is projected to have a cash balance of \$3,285,381, as compared to the July 1, 2015 cash balance of \$3,522,874. The variance is due to the use of Program Income held as fund balance prior to drawing additional original grant funds.

The difference between fund balance and cash balance is due to the effect of accounts receivable offset by accounts payable projected at fiscal year-end and the timing of when these post to the financial statements.

| Planning - Special Revenue Grants | | | | | |
|--|-----------------------------|--|--|--|--|
| Classification | 2014-2015 Actual | 2015-2016 Adopted Final Budget* | 2016-2017 Requested Proposed Budget | 2016-2017 Recommended Adjustments | 2016-2017 Recommended Proposed Budget |
| Taxes | \$0 | \$0 | \$0 | \$0 | \$0 |
| Licenses, Permits, Franchises | \$0 | \$0 | \$0 | \$0 | \$0 |
| Fines, Forfeitures, Penalties | \$0 | \$0 | \$0 | \$0 | \$0 |
| Revenue from use of Assets | \$0 | \$0 | \$550 | \$0 | \$550 |
| Intergovernmental Revenue | \$2,829,431 | \$5,191,775 | \$6,084,727 | \$0 | \$6,084,727 |
| Charges for Service | \$283,362 | \$229,306 | \$407,582 | \$0 | \$407,582 |
| Miscellaneous Revenue | \$3,179,716 | \$76,717 | \$170,870 | \$0 | \$170,870 |
| Other Financing Sources | \$0 | \$0 | \$0 | \$0 | \$0 |
| Total Revenue | \$6,292,509 | \$5,497,798 | \$6,663,729 | \$0 | \$6,663,729 |
| Salaries and Benefits | \$0 | \$0 | \$0 | \$0 | \$0 |
| Services and Supplies | \$2,537,814 | \$4,584,025 | \$9,001,139 | \$0 | \$9,001,139 |
| Other Charges | \$607,001 | \$913,773 | \$795,352 | \$0 | \$795,352 |
| Fixed Assets | \$0 | \$0 | \$0 | \$0 | \$0 |
| Other Financing Uses | \$0 | \$0 | \$0 | \$0 | \$0 |
| Equity | \$0 | \$0 | \$0 | \$0 | \$0 |
| Intrafund | \$0 | \$0 | \$0 | \$0 | \$0 |
| Contingencies | \$0 | \$0 | \$0 | \$0 | \$0 |
| Gross Costs | \$3,144,815 | \$5,497,798 | \$9,796,491 | \$0 | \$9,796,491 |
| Fund Balance | (\$3,147,694) | \$0 | \$3,132,762 | \$0 | \$3,132,762 |
| Net County Cost | \$0 | \$0 | \$0 | \$0 | \$0 |

*Net County Cost carryover savings included in the 2015-2016 Adopted Final Budget is \$0.

PROGRAM DISCUSSION

At the proposed level of funding, the Department can continue to provide necessary assistance to income eligible persons and organizations serving those persons. New funding has been allocated for the Community Development Block Grant (CDBG) and the Emergency Solutions Grant (ESG) in Budget Year 2016-2017. The original allocation for the Neighborhood Stabilization Program 3 (NSP3) has been exhausted, but program activity will continue through the re-use of Program Income (PI) funds. Neighborhood Stabilization Program 1 (NSP1) program activity will also continue this year through the re-use of PI funds and program expansion which began in Fiscal year 2014-2015 to include Dangerous Building Abatement activities. HOME funds and two separate grants awarded from the State CalHOME Program will continue to be available to assist owner-occupied housing rehabilitation assistance and down payment assistance for first time home buyers.

The Planning Department will continue to function as the lead jurisdiction for the Proposition 84 Airport Neighborhood Urban Greening Grant to create a master plan for the Airport neighborhood. In conformance with the requirements of Proposition 84, the master plan will outline or layout projects that reduce greenhouse gas emissions and provide multiple benefits including, but not limited to, decreasing air and water pollution, reducing the consumption of natural resources and energy, increasing the reliability of local water supplies, or increasing adaptability to climate change. The County has partnered with the City of Modesto, Tuolumne River Trust, and O'Dell Engineering to process the \$350,000 grant. This grant work is targeted for completion in Budget Year 2016-2017.

Staffing for the general administration of the Special Revenue programs is provided by existing Planning Department staff. While much of the program delivery administration is conducted under contract by outside staff, the Department's staff is still responsible for program monitoring and delivery of administrative activities.

In Budget Year 2016-2017 on-going discussions will continue with the Housing Authority of Stanislaus County and the City of Oakdale to identify opportunities for the development of a 3-acre NSP acquired property located in the City of Oakdale. Opportunities may include the use of NSP PI funds to assist in the development of housing serving low income (80% of the area medium income) households. While the exact timing and funding needs for project development are unknown, appropriations are included in this Proposed Budget to support project development.

The Department is projecting estimated revenue of \$6,663,729 and requesting appropriations of \$9,796,491 primarily for CDBG infrastructure projects covering all Stanislaus Urban County members. Infrastructure projects serving the unincorporated County area include future construction phases of the Airport Neighborhood sewer project, a targeted storm water solution for the Empire Community, as well as multi-year contracts with the City of Modesto, Tuolumne River Trust, and O'Dell Engineering for the Prop 84 Airport Neighborhood Urban Greening projects.

The increase from \$5,497,798 at Adopted Final Budget to \$9,796,491 at Budget Year 2016-2017 Proposed Budget is largely due to a technical change related to contract encumbrances. At the end of the fiscal year, encumbrances for multi-year contracts will be liquidated at fiscal year-end and re-established in Budget Year 2016-2017. This will eliminate the carry-in of prior year appropriations which affected the overall Legal Budget level, and instead, the Department will estimate current year usage and request the appropriations as part of the Proposed Budget request in future years as well.

STAFFING IMPACTS

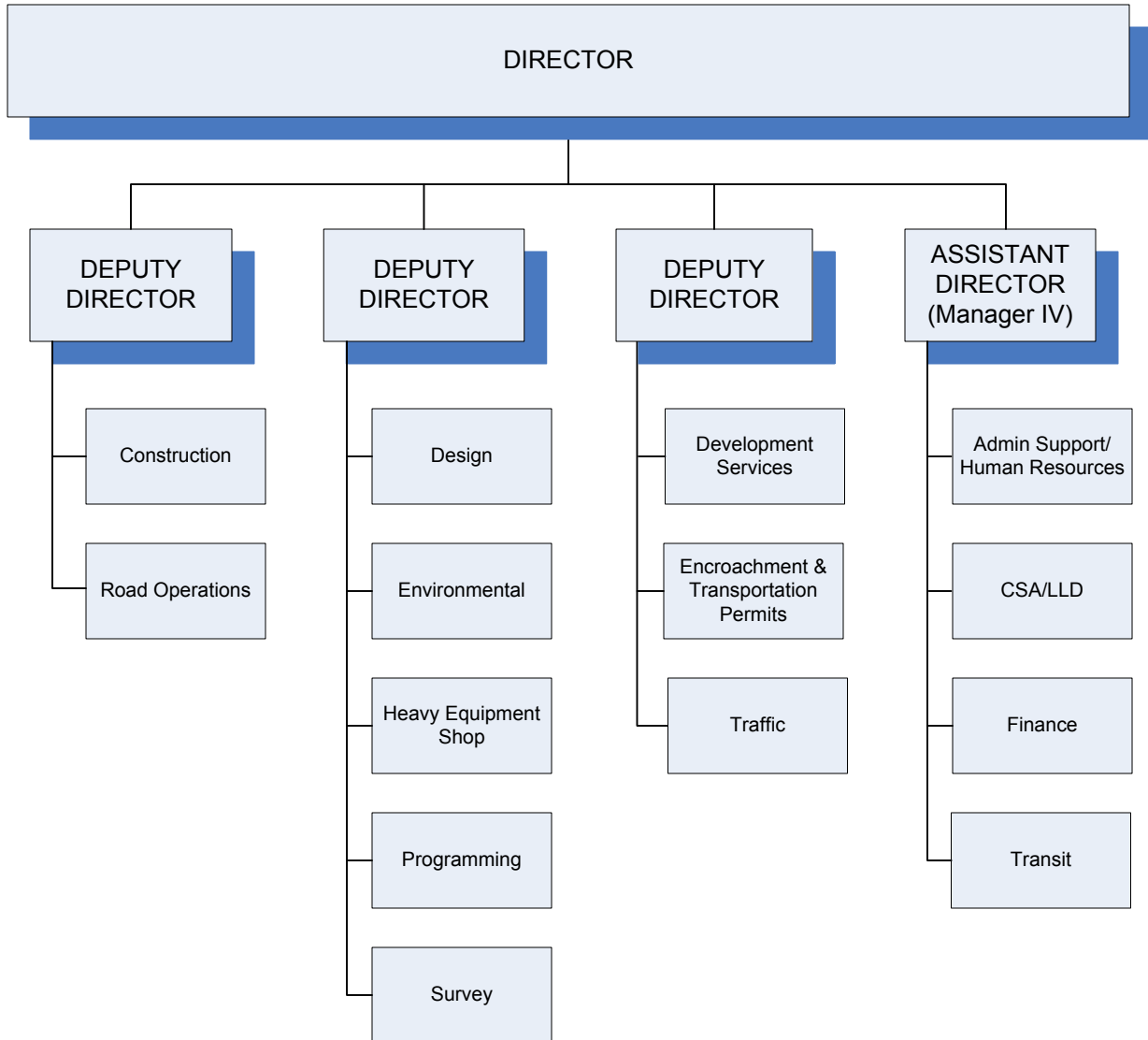
Total current authorized positions—0

RECOMMENDED PROPOSED BUDGET

It is recommended that a budget of \$9,796,491 be recommended for Planning – Special Revenue Grants. This budget is funded by \$6,663,729 in estimated department revenue and \$3,132,762 in department fund balance.

Total recommended authorized positions— 0

STANISLAUS COUNTY
PUBLIC WORKS



Revised March 2016



PUBLIC RESOURCES
Public Ways

PUBLIC WORKS
Matt Machado, Director

| BUDGET AT A GLANCE | |
|---------------------------------------|-----------------|
| Gross Costs | \$67,880,307 |
| Total Revenue | \$60,938,324 |
| Fund Balance/Retained Earnings | \$6,896,983 |
| Net County Cost | \$45,000 |
| Total Recommended Staffing | 107 |
| % Funded by Local Discretionary Funds | 0.1% |

MISSION STATEMENT

The mission of the Public Works Department is to manage and improve infrastructure through safe and efficient use of resources and assets, for the benefit of our citizens.

ACCOMPLISHMENTS AND OBJECTIVES

The Accomplishments of Fiscal Year 2015-2016 and Objectives for Budget Year 2016-2017 for the Public Works Department include:

**FISCAL YEAR 2015-2016
 ACCOMPLISHMENTS**

- ◆ Completed Kiernan Avenue/State Route 219 interchange project
- ◆ Developed the Americans with Disabilities Act Complementary Paratransit Service in the County's Service Area
- ◆ Completed the Claribel Widening Project
- ◆ Completed the Geer Road Bridge retrofit project
- ◆ Completed the Parklawn Neighborhood Sewer Project
- ◆ Completed the Central Ave and Taylor Road safety project
- ◆ Completed the Crows Landing and West Main Signalization Project

**BUDGET YEAR 2016-2017
 OBJECTIVES**

- ◆ Complete the Claribel Road and BNSF Signal Project
- ◆ Complete the Hatch Road and Santa Fe Avenue widening and signalization project
- ◆ Complete the Sperry Road reconstruction project
- ◆ Complete the St. Francis Bridge Replacement Project
- ◆ Complete the Shiells Ave Bridge Replacement Project
- ◆ Complete the McHenry Road Bridge over the Stanislaus Replacement Project

BUDGETS WITHIN THE PUBLIC WORKS DEPARTMENT INCLUDE:

- ◆ Administration
- ◆ Engineering
- ◆ Local Transit System
- ◆ Morgan Shop
- ◆ Road and Bridge

STANISLAUS COUNTY, CALIFORNIA
Budget Year 2016-2017



PUBLIC RESOURCES
Public Ways

PUBLIC WORKS—ADMINISTRATION

Budget Unit 1201 0040001
 Special Revenue Fund

SERVICES PROVIDED

The Public Works - Administration Division provides leadership, operational coordination, and policy development for all Public Works' divisions. The finance section provides budgeting, financial, and cost accounting services.

FUND/CASH BALANCE

As of July 1, 2016, this fund is projected to have a positive fund balance of \$130,382 compared to the July 1, 2015 positive balance of \$129,882. The cash balance as of July 1, 2016 is estimated to be a positive \$130,706 compared to the July 1, 2015 positive balance of \$265,169. The variance is due to the timing of payables at year end. The difference between cash and fund is due to outstanding payables.

| Public Works - Administration | | | | | |
|--------------------------------------|-----------------------------|--|--|--|--|
| Classification | 2014-2015 Actual | 2015-2016 Adopted Final Budget* | 2016-2017 Requested Proposed Budget | 2016-2017 Recommended Adjustments | 2016-2017 Recommended Proposed Budget |
| Taxes | \$0 | \$0 | \$0 | \$0 | \$0 |
| Licenses, Permits, Franchises | \$0 | \$0 | \$0 | \$0 | \$0 |
| Fines, Forfeitures, Penalties | \$0 | \$0 | \$0 | \$0 | \$0 |
| Revenue from use of Assets | \$496 | \$200 | \$250 | \$0 | \$250 |
| Intergovernmental Revenue | \$45,264 | \$35,000 | \$68,000 | \$0 | \$68,000 |
| Charges for Service | \$1,063,008 | \$1,082,648 | \$887,955 | \$0 | \$887,955 |
| Miscellaneous Revenue | \$1,167 | \$500 | \$750 | \$0 | \$750 |
| Other Financing Sources | \$1,969 | \$1,000 | \$1,000 | \$0 | \$1,000 |
| Total Revenue | \$1,111,904 | \$1,119,348 | \$957,955 | \$0 | \$957,955 |
| Salaries and Benefits | \$1,063,312 | \$1,195,878 | \$979,516 | \$0 | \$979,516 |
| Services and Supplies | \$235,611 | \$168,375 | \$125,675 | \$0 | \$125,675 |
| Other Charges | \$117,381 | \$124,326 | \$220,631 | \$0 | \$220,631 |
| Fixed Assets | \$0 | \$0 | \$0 | \$0 | \$0 |
| Other Financing Uses | \$0 | \$0 | \$0 | \$0 | \$0 |
| Equity | \$0 | \$0 | \$0 | \$0 | \$0 |
| Intrafund | (\$308,859) | (\$369,231) | (\$367,867) | \$0 | (\$367,867) |
| Contingencies | \$0 | \$0 | \$0 | \$0 | \$0 |
| Gross Costs | \$1,107,445 | \$1,119,348 | \$957,955 | \$0 | \$957,955 |
| Fund Balance | (\$4,459) | \$0 | \$0 | \$0 | \$0 |
| Net County Cost | \$0 | \$0 | \$0 | \$0 | \$0 |

*Net County Cost carryover savings included in the 2015-2016 Adopted Final Budget is \$0.

PROGRAM DISCUSSION

At the proposed level of funding, the Department can maintain the resources necessary to provide the leadership coordination, and management direction of the four major operating divisions of the Public Works Department which include: Engineering; Transit; Road and Bridge (Operations and Construction Projects); and Morgan Shop.

Beginning July 1, 2016, Geographic Information System (GIS) Central, and its two technical staff positions, will be transferred to the Strategic Business Technology (SBT) department. This transfer will align similar technologies and resources within one department, and support the county-wide system with backup staffing.

The requested budget of \$957,955 is approximately 14.4% lower than the previous year's budget of \$1,119,348. The difference is primarily due to decreased staffing and software costs related to the transfer of GIS to the Strategic Business Technology division.

STAFFING IMPACTS

Total current authorized positions— 9

The Department is requesting to add one new Manager I position due to a significant increase in ongoing personnel matters that require extensive County resources. The Manager IV is currently responsible for all matters related to human resources, budget management, oversight of the Transit Division, and special districts. A dedicated Assistant Human Resources Manager will enable the Department to offer timely and focused responses to future personnel matters under the direction of the Manager IV.

The Department is also requesting to transfer out one Manager III position and one Software Developer/Analyst III position from Public Works Administration to Strategic Business Technology to align with the transfer of the Geographic Information System (GIS) effective July 1, 2016.

The Department is further requesting to delete one unfunded Software Developer/Analyst III position dedicated to GIS.

RECOMMENDED PROPOSED BUDGET

It is recommended that a budget of \$957,955 be approved for Public Works – Administration. This budget is funded by \$957,955 in estimated department revenue.

It is recommended to add one new Manager I position, transfer out one Manager III position and one Software Developer/Analyst III position from Public Works Administration to Strategic Business Technology effective July 1, 2016, and delete one unfunded Software Developer/Analyst III position.

Total recommended authorized positions— 8

STANISLAUS COUNTY, CALIFORNIA
Budget Year 2016-2017
PUBLIC RESOURCES
Public Ways



PUBLIC WORKS—ENGINEERING

Budget Unit 1202 0040249
Special Revenue Fund

SERVICES PROVIDED

The Public Works Engineering Division provides design and construction management for various road and bridge construction and reconstruction projects. It also provides for the establishment and maintenance management of various services districts, such as landscape, lighting, and storm drains. The Survey section, which includes the office of the County Surveyor, provides services for survey mapping, abandonment, certificates, monumentation, and indexing of County survey maps. The Engineering Division also provides for review of off-site development plans, writes conditions-of-approval, supports the Stanislaus County Planning Commission, and issues encroachment and transportation permits. Additionally, staff collects and provides analysis of traffic and vehicle accident data, ensures proper programming of Federal and State funds, and develops the Capital Improvement Program for Public Works.

The office of County Surveyor functions within the Department of Public Works. The primary function of the County Surveyor's office is to protect, maintain, and perpetuate land survey monuments. The County Surveyor represents the County in boundary disputes originating in the Public Land Survey System. This work and other activities of the County Surveyor are guided by local ordinance of Stanislaus County and mandated by State laws. Some of the mandated State laws include indexing of all recorded maps, establishing and maintaining County jurisdictional boundaries, county surveys as required by court action or as part of private land disputes, and preservation of original survey monumentation.

FUND/CASH BALANCE

As of July 1, 2016, this fund is projected to have a positive fund balance of \$361,650 compared to the July 1, 2015 fund balance of \$360,427. This includes \$291,128 collected for survey monument preservation, which may be used only for this purpose.

As of July 1, 2016, cash is estimated to be \$458,000 compared to the July 1, 2015 cash balance of \$471,744. The decrease is due to due to non-reimbursable survey work. The difference between the cash and fund balance is due to outstanding payables.

| Public Works - Engineering | | | | | |
|-----------------------------------|-----------------------------|--|--|--|--|
| Classification | 2014-2015 Actual | 2015-2016 Adopted Final Budget* | 2016-2017 Requested Proposed Budget | 2016-2017 Recommended Adjustments | 2016-2017 Recommended Proposed Budget |
| Taxes | \$0 | \$0 | \$0 | \$0 | \$0 |
| Licenses, Permits, Franchises | \$0 | \$0 | \$0 | \$0 | \$0 |
| Fines, Forfeitures, Penalties | \$0 | \$0 | \$0 | \$0 | \$0 |
| Revenue from use of Assets | \$0 | \$0 | \$0 | \$0 | \$0 |
| Intergovernmental Revenue | \$39,310 | \$101,000 | \$23,000 | \$0 | \$23,000 |
| Charges for Service | \$3,694,296 | \$4,122,726 | \$4,195,393 | \$0 | \$4,195,393 |
| Miscellaneous Revenue | \$3 | \$0 | \$0 | \$0 | \$0 |
| Other Financing Sources | \$238,178 | \$350,000 | \$350,000 | \$0 | \$350,000 |
| Total Revenue | \$3,971,787 | \$4,573,726 | \$4,568,393 | \$0 | \$4,568,393 |
| Salaries and Benefits | \$3,158,566 | \$3,616,144 | \$3,702,839 | \$0 | \$3,702,839 |
| Services and Supplies | \$242,869 | \$300,450 | \$207,055 | \$0 | \$207,055 |
| Other Charges | \$317,014 | \$390,541 | \$382,882 | \$0 | \$382,882 |
| Fixed Assets | \$0 | \$0 | \$0 | \$0 | \$0 |
| Other Financing Uses | \$0 | \$0 | \$0 | \$0 | \$0 |
| Equity | \$0 | \$0 | \$0 | \$0 | \$0 |
| Intrafund | \$308,859 | \$369,231 | \$367,867 | \$0 | \$367,867 |
| Contingencies | \$0 | \$0 | \$0 | \$0 | \$0 |
| Gross Costs | \$4,027,308 | \$4,676,366 | \$4,660,643 | \$0 | \$4,660,643 |
| Fund Balance | \$10,521 | \$57,640 | \$47,250 | \$0 | \$47,250 |
| Net County Cost | \$45,000 | \$45,000 | \$45,000 | \$0 | \$45,000 |

*Net County Cost carryover savings included in the 2015-2016 Adopted Final Budget is \$0.

PROGRAM DISCUSSION

At the proposed level of funding, the Department can maintain the resources required for road and bridge project design, traffic studies, project construction management, survey, subdivision map processing, right of way, encroachment permit inspection and land development. Also, resources will be used to continue making limited improvements in the Survey Monument Preservation Program to address loss and destruction of older survey monuments. The Engineering Division is primarily funded by charges for services.

The office of County Surveyor functions within the Department of Public Works. Services provided include review of final maps, parcel maps, records of survey, corner records, certifications of correction, and legal descriptions. The office also provides public assistance such as record information research, Assessor information, deeds, road deeds, property line disputes, and access issues. The work and other activities of the County Surveyor are guided by local ordinance of Stanislaus County and mandated by State laws. Some of the mandated state laws include indexing of all recorded maps, establishing and maintaining County jurisdictional boundaries, county surveys as required by court action or as part of private land disputes, and preservation of original survey monumentation. While this work is mandated and unquestionably important and necessary, no funding source has been identified.

The majority of funding for engineering services is provided through charges to the Road Fund, which is funded by Highway Users Tax (HUTA). The use of these funds is restricted to road related purposes pursuant to California's Streets and Highways Code (sections 2101, 2150). To ensure compliance with this mandate, the Department has refined the process for identifying road related work as opposed to non-road related work using the Department's cost accounting system. This results in some survey costs being non-recoverable. In Fiscal Year 2014-2015, the Department began receiving an on-going annual County Match of \$45,000 for mandated, non-road related survey services.

The State Water Resources Control Board (State Water Board) has regulated runoff and treatment of storm water from industrial and municipal sources in California for nearly two decades. Storm water is runoff from surfaces such as rooftops, paved streets, highways or parking lots and can carry with it pollutants such as: oil, pesticides, herbicides, sediment, trash, bacteria and metals. Recent legislative changes and more stringent requirements of the permitting and enforcement processes place the responsibility for storm water management at the local level. Public Works continues to use a Personal

Services Contractor (PSC) with experience in this field to address new State mandates and supervise the local implementation, and perform a variety of tasks, including preparation of annual reports, Illicit Discharge Detection and Elimination (IDDE) Detection, grading plan review, Total Maximum Daily Load (TMDL) monitoring, construction management and post-construction management.

The requested budget of \$4,660,643 is approximately .34% lower than the previous year's budget of \$4,676,539. The decrease is primarily the result of a lower Public Works Administrative charge distributed to the Engineering division. The majority of the costs of this budget unit are recovered through charges to users. Public Works' Road & Bridge division is the major user of these services.

STAFFING IMPACTS

Total current authorized positions— 29

There are no recommended changes to the current level of staffing.

RECOMMENDED PROPOSED BUDGET

It is recommended that a budget of \$4,660,643 be approved for Public Works – Engineering. This budget is funded by \$4,568,393 in estimated department revenue, \$47,250 in departmental fund balance, and a contribution of \$45,000 from the General Fund.

Total recommended authorized positions— 29

STANISLAUS COUNTY, CALIFORNIA
Budget Year 2016-2017
PUBLIC RESOURCES
Public Ways



PUBLIC WORKS—LOCAL TRANSIT SYSTEM

Budget Unit 4001 0041510
Enterprise Fund

SERVICES PROVIDED

The Public Works Transit Division operates the County's public transportation system, Stanislaus Regional Transit ("StaRT"). StaRT provides intercity service within the County and links with city transportation systems to provide coordinated transit service for County residents. StaRT operates fixed and deviated-fixed route and demand response transit services to 16 communities in the County, inter-county service to Merced and Gustine and provides non-emergency medical transportation to Bay area medical facilities.

FUND/CASH BALANCE

As of July 1, 2016, this fund is projected to have a positive retained earnings balance of \$10.2 million compared to the July 1, 2015 positive balance of \$17.1 million. The decrease is due to the purchase of 3 fixed route, 5 paratransit and 1 commuter buses. The July 1, 2015 retained earnings balance has been decreased due to the posting of a prior period adjustment for the unfunded pension liability specific to this department, in the amount of \$321,796, in accordance with the requirements of Governmental Accounting Standards Board (GASB) Statement No. 68. This is an accounting entry for purposes of financial statement reporting and is not representative of operations of the department. Other than the GASB 68 impact, current Department business operations will have a negative contribution to retained earnings by June 30, 2016 due to the purchase of the buses. The Department anticipates using approximately \$3.8 million of retained earnings in Budget Year 2016-2017 for the purchase of fixed assets including 2 new 40-foot CNG buses and Intelligent Transportation Systems.

As of July 1, 2016, cash is estimated to be a positive \$8.1 million compared to the \$12.15 million positive balance on July 1, 2015. The decrease in cash balance is due primarily to the purchases of the buses. The difference between retained earnings and cash is due to outstanding payables and offsetting capital assets (equipment) net of depreciation of approximately \$2.5 million, and the GASB 68 prior period adjustment to retained earnings described above.

| Public Works - Local Transit System | | | | | |
|--|-----------------------------|--|--|--|--|
| Classification | 2014-2015 Actual | 2015-2016 Adopted Final Budget* | 2016-2017 Requested Proposed Budget | 2016-2017 Recommended Adjustments | 2016-2017 Recommended Proposed Budget |
| Taxes | \$4,895,581 | \$6,856,640 | \$6,609,799 | \$0 | \$6,609,799 |
| Licenses, Permits, Franchises | \$0 | \$0 | \$0 | \$0 | \$0 |
| Fines, Forfeitures, Penalties | \$0 | \$0 | \$0 | \$0 | \$0 |
| Revenue from use of Assets | \$75,875 | \$0 | \$0 | \$0 | \$0 |
| Intergovernmental Revenue | \$3,099,517 | \$1,009,467 | \$1,158,596 | \$0 | \$1,158,596 |
| Charges for Service | \$536,214 | \$607,836 | \$758,110 | \$0 | \$758,110 |
| Miscellaneous Revenue | \$3,052 | \$0 | \$0 | \$0 | \$0 |
| Other Financing Sources | \$13,550 | \$0 | \$0 | \$0 | \$0 |
| Total Revenue | \$8,623,789 | \$8,473,943 | \$8,526,505 | \$0 | \$8,526,505 |
| Salaries and Benefits | \$378,002 | \$560,231 | \$561,978 | \$0 | \$561,978 |
| Services and Supplies | \$4,492,723 | \$6,636,206 | \$5,810,491 | \$0 | \$5,810,491 |
| Other Charges | \$1,270,835 | \$1,383,729 | \$1,602,973 | \$0 | \$1,602,973 |
| Fixed Assets | | | | | |
| Buildings & Improvements | \$125,408 | \$0 | \$525,000 | \$0 | \$525,000 |
| Equipment | (\$125,408) | \$4,597,872 | \$3,825,000 | \$0 | \$3,825,000 |
| Other Financing Uses | \$0 | \$0 | \$0 | \$0 | \$0 |
| Equity | \$0 | \$0 | \$0 | \$0 | \$0 |
| Intrafund | \$0 | \$0 | \$0 | \$0 | \$0 |
| Contingencies | \$0 | \$0 | \$0 | \$0 | \$0 |
| Gross Costs | \$6,141,560 | \$13,178,038 | \$12,325,442 | \$0 | \$12,325,442 |
| Retained Earnings | (\$2,482,229) | \$4,704,095 | \$3,798,937 | \$0 | \$3,798,937 |
| Net County Cost | \$0 | \$0 | \$0 | \$0 | \$0 |

*Net County Cost carryover savings included in the 2015-2016 Adopted Final Budget is \$0.

PROGRAM DISCUSSION

At the proposed level of funding, the Department can maintain resources required for transit service operations and implementation of capital projects in the County's service area for Budget Year 2016-2017. Planned changes include enhancement and improvements to existing transit service provided throughout the communities served in the County. Improvements to Route 45-East, which serves the communities of Patterson and Turlock include adjusting and realigning the route to offer service to low income housing and schools located in the eastern part of the city. Enhancements to Route 45-East also entails adding new bus stops. Planned improvements to Route 60, which provides service to the communities of Riverbank, Oakdale and Modesto will be adjusted and rerouted to serve Crossroads Shopping Center and will add new bus stops on Oakdale Road, as well as relocating existing bus stops from Patterson Road to Oakdale Road.

Route 15 which offers service to the communities of Ceres, Keyes, Turlock and Modesto will also be improved to include adjusting service hours and schedules. Based on staff ride-along on most routes as well as comments received from the public and Storer drivers, the schedules on routes 10, 40, 45-West and 70 will be adjusted to ensure better connectivity among StaRT's routes and service provided by other county transit operators. The cost effectiveness and efficiency of the transit system will be monitored, and the division will implement marketing initiatives to improve on-time performance and productivity of all routes. Changes planned for the intercity demand response services include enhancing service to increase productivity of all trips.

In 2016, the American Disabilities Act (ADA) Complementary Paratransit service will be implemented, and will comply with the Federal Transit Administration ADA Requirements. Service will be provided to urbanized cities in the Modesto Large Urbanized Area (UZA) as well as non-urbanized communities in the County's service area.

In addition, a new commuter express bus service will connect the County to the Dublin/Pleasanton Bay Area Rapid Transit (BART) Station. The commuter service will be funded with Congestion Mitigation Air Quality (CMAQ) funding for Federal Fiscal Year (FFY) 2016-2017 and FFY 2017-2018 awarded to the County in September 2014. Transit began working on service planning activities in Fiscal Year 2015-2016 and will display the service change information on the buses and on StaRT's website. In

Budget Year 2016-2017, Transit will rebrand the transit system based on recommendations in the Strategic Marketing Plan from the marketing and branding study currently underway.

Planned capital improvement projects to be implemented in Budget Year 2016-2017 will include the designing and installation of new bus stop signage, funding park and ride usage, procuring equipment to improve bus stop facilities located in the County, and the Intelligent Transportation System (ITS) to improve customer satisfaction, promote efficiency and address organizational needs. Benefits of the ITS include vehicle locating capabilities, digital communication, Wi-Fi, announcements and message signs, computer aided schedules, customer service/information, transit passenger and fare management, and transit maintenance information. The Department will issue a Request for Proposal for the various components and determine if the project is best suited to individual contracts or integration by a single contractor. The capital spending plan also includes procuring one commuter, two fixed route and two paratransit buses to replace vehicles in the scheduled replacement program that will reach the end of their useful lives. Improvements to transit facilities include purchasing additional passenger seating facilities, enhancing safety and security of bus stops and improvements to selected bus stops to meet ADA requirements. The planned capital improvement projects and acquisitions will require the use of \$3.8 million of the \$10.2 million retained earnings balance.

STAFFING IMPACTS

Total current authorized positions— 5

There are no recommended changes to the current level of staffing.

RECOMMENDED PROPOSED BUDGET

It is recommended that a budget of \$12,325,442 be approved for Public Works – Local Transit System. This budget is funded by \$8,526,505 in estimated department revenue, and \$3,798,937 in departmental Retained Earnings.

Total recommended authorized positions— 5

STANISLAUS COUNTY, CALIFORNIA
Budget Year 2016-2017

PUBLIC RESOURCES
Public Ways



PUBLIC WORKS—MORGAN SHOP

Budget Unit 5121 0042100
Internal Service Fund

SERVICES PROVIDED

Public Works – Morgan Shop is an Internal Service Fund (ISF) operation that provides equipment and vehicles to other Public Works divisions, primarily the Road & Bridge Division. The user divisions pay a rental rate to Morgan Shop when using equipment and vehicles. In addition, Morgan Shop provides vehicle and equipment maintenance as requested to other County departments. Morgan Shop also provides Compressed Natural Gas (CNG), unleaded, and diesel fueling to County departments and CNG fueling to other local jurisdictions.

FUND/CASH BALANCE

As of July 1, 2016, this fund is projected to have a positive retained earnings balance of \$7.7 million compared to the July 1, 2015 positive balance of \$9.2 million. The decrease is due to the use of retained earnings to replace equipment, perform pre-construction site improvements and start construction of the Morgan Shop and Administration Building project in March 2016. The July 1, 2015 retained earnings balance has been decreased due to the posting of a prior period adjustment for the unfunded pension liability specific to this department, in the amount of \$622,595, in accordance with the requirements of Governmental Accounting Standards Board (GASB) Statement No. 68. This is an accounting entry for purposes of financial statement reporting and is not representative of operations of the department. Other than the GASB 68 impact, current Department business operations will have a negative contribution to retained earnings by June 30, 2016, due to the purchase of equipment and the construction project noted above.

The current operating budget reflects an increase of \$2.5 million to retained earnings, but also includes approximately \$3.1 million of the building project's financing resources which were not included in Fiscal Year 2015-2016 when the project's appropriations were approved. The Department is requesting to roll forward approximately \$7.5 million of appropriations remaining at Fiscal Year-end 2015-2016 into Budget Year 2016-2017, and utilize approximately \$2.5 million of retained earnings in Budget Year 2016-2017 to support the Maintenance Shop and Administration Building project and equipment replacement program. As part of the approved financing plan, the Department will obtain an internal borrowing of \$4 million, which will be jointly shared with the Roads division.

As of July 1, 2016, cash is estimated to be a positive \$4.0 million compared to the July 1, 2015 positive cash balance of \$4.2 million. The decrease in cash balance is due to equipment purchases. The difference between retained earnings and cash is due to non-cash items of equipment/vehicles in the amount of approximately \$5.0 million of equipment (net of depreciation) and parts inventory of approximately \$96,000, and the GASB 68 prior period adjustment to retained earnings described above.

| Public Works - Morgan Shop | | | | | |
|-----------------------------------|-----------------------------|--|--|--|--|
| Classification | 2014-2015 Actual | 2015-2016 Adopted Final Budget* | 2016-2017 Requested Proposed Budget | 2016-2017 Recommended Adjustments | 2016-2017 Recommended Proposed Budget |
| Taxes | \$0 | \$0 | \$0 | \$0 | \$0 |
| Licenses, Permits, Franchises | \$0 | \$0 | \$0 | \$0 | \$0 |
| Fines, Forfeitures, Penalties | \$0 | \$0 | \$0 | \$0 | \$0 |
| Revenue from use of Assets | \$0 | \$0 | \$0 | \$0 | \$0 |
| Intergovernmental Revenue | \$1,927 | \$114,830 | \$2,095,915 | \$0 | \$2,095,915 |
| Charges for Service | \$3,515,792 | \$3,973,530 | \$3,096,247 | \$0 | \$3,096,247 |
| Miscellaneous Revenue | \$1,567 | \$500 | \$0 | \$0 | \$0 |
| Other Financing Sources | \$0 | \$4,000 | \$1,157,824 | \$0 | \$1,157,824 |
| Total Revenue | \$3,519,286 | \$4,092,860 | \$6,349,986 | \$0 | \$6,349,986 |
| Salaries and Benefits | \$743,531 | \$873,524 | \$859,481 | \$0 | \$859,481 |
| Services and Supplies | \$1,270,081 | \$1,696,216 | \$1,205,705 | \$0 | \$1,205,705 |
| Other Charges | \$1,139,408 | \$1,721,808 | \$1,141,059 | \$0 | \$1,141,059 |
| Fixed Assets | | | | | |
| Buildings & Improvements | \$277,600 | \$550,000 | \$60,000 | \$0 | \$60,000 |
| Equipment | (\$168,893) | \$612,000 | \$580,000 | \$0 | \$580,000 |
| Other Financing Uses | \$0 | \$0 | \$0 | \$0 | \$0 |
| Equity | \$0 | \$0 | \$0 | \$0 | \$0 |
| Intrafund | \$0 | \$0 | \$0 | \$0 | \$0 |
| Contingencies | \$0 | \$0 | \$0 | \$0 | \$0 |
| Gross Costs | \$3,261,727 | \$5,453,548 | \$3,846,245 | \$0 | \$3,846,245 |
| Retained Earnings | (\$257,559) | \$1,360,688 | (\$2,503,741) | \$0 | (\$2,503,741) |
| Net County Cost | \$0 | \$0 | \$0 | \$0 | \$0 |

*Net County Cost carryover savings included in the 2015-2016 Adopted Final Budget is \$0.

PROGRAM DISCUSSION

At the proposed level of funding, the Department can maintain the resources necessary to support safe and reliable equipment and vehicles, fueled and ready for use by County departments and other local jurisdictions. This is completed through acquisition and disposal of heavy equipment and other vehicles, performing preventive maintenance and equipment/vehicle repair, and provision of fueling services. Morgan Shop's core function is to provide heavy equipment needed for road maintenance.

In January 2016, the Maintenance Shop and Administrative Building project was approved by the Board of Supervisors. The approved financing plan included grant funding from Congestion Mitigation Air Quality (CMAQ), Public Facilities Fees, the use of fund balances from the Roads and Morgan Shop divisions, and internal borrowing from the Tobacco Settlement Fund. The CMAQ grant funding and Public Facilities Fees have been included as revenue items in the 2016-2017 Proposed Budget. Appropriations for all phases of the project were added to the Morgan Shop budget during Fiscal Year 2015-2016, and the construction contract was awarded the multi-year project. The Department is requesting to roll forward approximately \$7.5 million of appropriations remaining at Fiscal Year-end 2015-2016 into Budget Year 2016-2017, and utilize approximately \$2.5 million of set aside retained earnings.

The requested Budget Year 2016-2017 Proposed Budget of \$3,846,247 for Shop operations is 29.5% lower than Fiscal Year 2015-2016. The decrease is due to lower fuel costs, reduction of the parts inventory on the shelf and a reduction of charges from the Administrative division. The division anticipates lower rental revenues from the Roads division, resulting from a decrease in fuel sales tax revenues allotted to the Roads division for road maintenance. To offset a portion of the revenue decrease, the Shop is increasing service levels to other County departments and local cities. Included in Morgan Shop's budget is an estimated \$1,200,000 in depreciation expense. Depreciation expense decreases the value of the asset (equipment) and will not impact the Department's cash balance. The budget includes \$580,000 for equipment purchases and \$60,000 for construction engineering oversight work to build the shop building project.

Included in Public Works Morgan Shop's budget is funding to purchase five F-250 trucks and a paint striper truck, which are needed to replace existing aged and depleted equipment. Replacing the equipment will assist the Roads and Bridges Division with their regular projects and to efficiently

complete road maintenance and repairs in Budget Year 2016-2017. During this budget cycle, the light duty pickups will reach approximately 200,000 miles each. Providing Public Works Road Operations with suitable transportation and equipment necessary to perform job functions supports the Department's goal of safely maintaining Stanislaus County's roadways, bridges, and storm water systems for the benefit of the community. The five F-250 trucks, which will qualify for \$100,000 funding from San Joaquin Valley Air Pollution Control District, will reduce the Morgan Shop's net cost to \$100,000 for these five trucks. A component of Public Works Morgan Shop's equipment rental rates provides for the replacement of aged and depleted equipment and accrues in fund balance. The replaced vehicles will be declared surplus and auctioned, with the proceeds returned to Morgan Shop's fund balance.

STAFFING IMPACTS

Total current authorized positions— 8

There are no recommended changes to the current level of staffing.

RECOMMENDED PROPOSED BUDGET

It is recommended that a budget of \$3,846,245 be approved for Public Works – Morgan Shop. This budget is funded by \$6,349,986 in estimated department revenue, resulting in an increase of \$2,503,741 to fund balance.

Total recommended authorized positions— 8

STANISLAUS COUNTY, CALIFORNIA
Budget Year 2016-2017



PUBLIC RESOURCES
Public Ways

PUBLIC WORKS—ROAD AND BRIDGE

Budget Unit 1101 0040399
Special Revenue Fund

SERVICES PROVIDED

The Road and Bridge Division of the Public Works Department maintain Stanislaus County's 1,510.72 mile road system and 232 bridges. This includes preventive maintenance, resurfacing roadways, and maintenance of bridges and storm water systems. Other core duties include signing and striping of the roadways, vegetation control, and emergency response.

FUND/CASH BALANCE

As of July 1, 2016, this fund is projected to have a positive fund balance of \$14.0 million compared to the July 1, 2015 positive balance of \$18.9 million. The decrease is primarily due to a decrease in revenues from Highway Users Tax (HUTA) and Local Transportation Fund (LTF). Revenues from HUTA have decreased from \$14,464,086 in Fiscal Year 2014-2015 to a projected revenue of \$11,091,304 for Fiscal Year 2015-2016. Revenues are expected to further decrease to \$10,135,702 in Budget Year 2016-2017. The Department anticipates the use of \$5.6 million of Fund Balance in Budget Year 2016-2017, of this \$1.7 million will be used for road maintenance operations and local match funding for bridge and road projects as a result of the loss in revenue.

While the fund balance appears large, approximately \$8.3 million of the projected fund balance has been obligated for existing, approved projects. In addition, the department has set aside \$3.8 million of the existing fund balance for the future construction of the Public Works Maintenance Shop and Administration building project, and has \$1.9 million remaining for operating contingencies. The balances are a compilation of Road & Bridge Operations, Road Capital Projects, and Kaiser Voluntary Funds.

As of July 1, 2016, cash is estimated to be a positive balance of \$10.5 million compared to the July 1, 2015 positive balance of \$16.4 million. The decrease is due to expenditures on the Kiernan Avenue/State Route 219 Interchange and Claribel Widening projects, and the timing of project reimbursements. The difference between the cash and fund balance is due to outstanding payables and receivables.

| Public Works - Road and Bridge | | | | | |
|---------------------------------------|-----------------------------|--|--|--|--|
| Classification | 2014-2015 Actual | 2015-2016 Adopted Final Budget* | 2016-2017 Requested Proposed Budget | 2016-2017 Recommended Adjustments | 2016-2017 Recommended Proposed Budget |
| Taxes | \$2,079,039 | \$1,800,000 | \$750,000 | \$0 | \$750,000 |
| Licenses, Permits, Franchises | \$21,702 | \$22,000 | \$22,000 | \$0 | \$22,000 |
| Fines, Forfeitures, Penalties | \$0 | \$0 | \$0 | \$0 | \$0 |
| Revenue from use of Assets | \$147,918 | \$147,700 | \$125,000 | \$0 | \$125,000 |
| Intergovernmental Revenue | \$34,135,057 | \$52,942,692 | \$34,441,714 | \$0 | \$34,441,714 |
| Charges for Service | \$132,220 | \$118,000 | \$127,500 | \$0 | \$127,500 |
| Miscellaneous Revenue | \$302,326 | \$0 | \$0 | \$0 | \$0 |
| Other Financing Sources | \$1,375,231 | \$6,944,626 | \$5,069,271 | \$0 | \$5,069,271 |
| Total Revenue | \$38,193,493 | \$61,975,018 | \$40,535,485 | \$0 | \$40,535,485 |
| Salaries and Benefits | \$4,689,417 | \$5,120,975 | \$4,696,985 | \$0 | \$4,696,985 |
| Services and Supplies | \$25,508,795 | \$51,632,598 | \$35,247,471 | \$0 | \$35,247,471 |
| Other Charges | \$7,279,648 | \$8,123,452 | \$6,145,566 | \$0 | \$6,145,566 |
| Fixed Assets | | | | | |
| Buildings & Improvements | \$473,531 | \$250,000 | \$0 | \$0 | \$0 |
| Other Financing Uses | \$173,334 | \$0 | \$0 | \$0 | \$0 |
| Equity | \$0 | \$0 | \$0 | \$0 | \$0 |
| Intrafund | \$0 | \$0 | \$0 | \$0 | \$0 |
| Contingencies | \$0 | \$0 | \$0 | \$0 | \$0 |
| Gross Costs | \$38,124,725 | \$65,127,025 | \$46,090,022 | \$0 | \$46,090,022 |
| Fund Balance | (\$68,768) | \$3,152,007 | \$5,554,537 | \$0 | \$5,554,537 |
| Net County Cost | \$0 | \$0 | \$0 | \$0 | \$0 |

*Net County Cost carryover savings included in the 2015-2016 Adopted Final Budget is \$0.

PROGRAM DISCUSSION

At the proposed level of funding, the Department is not able to maintain the County's roadway system adequately. Roads and bridges continue to deteriorate at a rate greater than is sustainable with available funds. This includes repairs, improvements, and preventive maintenance performed on an annual basis. The budget does provide for 24-hour emergency response to road hazards and weather related emergencies. Public Works Road Operations also provides maintenance of County Service Areas (CSA), storm drain systems and lighting districts. These maintenance costs are reimbursed by the respective districts.

This budget rolls up the individual budgets for Road & Bridge Operations (\$12.2 million) and Road Construction Projects (\$33.8 million) for a total of \$46 million. This is a decrease from the Fiscal Year 2015-2016 combined budget of \$65.1 million, which is the result of timing and completion of large projects.

The presented budget contains approximately \$15 million for the construction phase of the following Road Capital Projects. These include:

Construction Engineering

- ◆ Claribel Rd. at Burlington Northern Santa Fe Railway(signal)
- ◆ Hatch Rd. at Santa Fe Ave. (intersection improvements)
- ◆ McHenry Ave. Widening (Ladd to Bridge)
- ◆ Regional Surface Transportation Program (RSTP) Phase J & K (various roads)
- ◆ Shiells Rd. Bridge over CCID Main Canal
- ◆ St. Francis Ave. Bridge over MID Main Canal
- ◆ State Route 99 at Kiernan (Interchange improvements)
- ◆ Tegner Rd. Bridge over TID Lateral 5

The requested budget also provides funding for approximately \$18.8 million for the design engineering phase of the following Road Capital Projects. These include:

Design Engineering

- ◆ 7th Street Bridge over Tuolumne River
- ◆ Bridge Preventative Maintenance Program
- ◆ Airport Sewer project
- ◆ Carpenter Rd. at Whitmore Ave. (intersection improvements)
- ◆ Claribel Rd. at Roselle Ave. (intersection improvements)
- ◆ Cooperstown Rd. Bridge over Rydberg Creek
- ◆ Cooperstown Rd. Bridge over Gallup Creek
- ◆ Crows Landing Rd. Bridge over San Joaquin River
- ◆ Crows Landing Rd. at Grayson Rd. (intersection improvements)
- ◆ Faith Home Rd. Viaduct
- ◆ Geer Rd. at Santa Fe Ave. (intersection improvements)
- ◆ Geer Rd. at Whitmore Ave. (intersection improvements)
- ◆ Gilbert Rd. Bridge at TID Ceres Main Canal
- ◆ Hickman Rd. Bridge at Tuolumne River
- ◆ Keyes Rd. at Faith Home Road
- ◆ Kilburn Rd. Bridge over Orestimba Creek
- ◆ Lake Rd. (between Lampley & Denton-widen shoulders/rumble strips)
- ◆ Las Palmas Ave. Bridge over San Joaquin River
- ◆ McHenry Ave. Bridge over Stanislaus River
- ◆ Milton Rd. Bridge over Rock Creek
- ◆ River Rd. Bridge (aka Hills Ferry Bridge)
- ◆ River Rd. (between Sawyer & Cleveland-improve curve)
- ◆ Santa Fe Bridge over Tuolumne River
- ◆ Sonora Rd. Bridge over Martells Creek
- ◆ South County Corridor (Planning study-StanCOG)
- ◆ Tim Bell Rd. Bridge over Dry Creek
- ◆ Victory Rd. Bridge over Lone Tree Cr.
- ◆ West Main (SJ River to .8m west of Carpenter Rd.)

Proposed projects are outlined in Stanislaus County's Capital Improvement Plan.

The department is requesting the use of fund balance for the following projects:

- ◆ Las Palmas Avenue Bridge Project – Bridge Vulnerability Study - Original contract was \$113,854, September 16, 2014. Amount to be budgeted in Budget Year 2016-2017 \$9,406.44 (Federal amount = \$8,327.52, Local match = \$1,078.92)
- ◆ Lake Road and River Road Safety Projects – All-Inclusive Engineering Services - Original contract was \$414,105, April 29, 2014. Amount to be budgeted in Budget Year 2016-2017 \$133,434.90 (Federal amount = \$118,129.92, Local match = \$15,304.98)
- ◆ Milton Road Bridge Project - All-Inclusive Engineering Services - Original contract was \$466,366, May 6, 2014. Amount to be budgeted in Budget Year 2016-2017 \$338,030.23 (Federal amount = \$299,258.16, Local match = \$38,772.07)
- ◆ Claribel Road at BNSF Railroad Signal Project – Construction - Original contract was \$685,555, July 14, 2015. Amount to be budgeted in Budget Year 2016-2017 \$411,209.31 (Federal amount = \$364,043.60, Local match = \$47,165.71)
- ◆ River Road / Hills Ferry Bridge Project - All-Inclusive Engineering Services - Original contract was \$920,983, October 18, 2011. Amount to be budgeted in Budget Year 2016-2017 \$465,134.91 (Federal amount = \$411,783.94, Local match = \$53,350.97)
- ◆ Keyes Road at Faith Home Signal Project – Design – CMAQ Program Year is 2015-2016 – Project design and environmental cost estimate is \$300,000. Amount to be budgeted in Budget Year 2016-2017 \$300,000 (Federal amount = \$200,000, Local match = \$100,000)

- ◆ 7th Street Bridge Project - All-Inclusive Engineering Services - Original contract was \$3,320,928, April 17, 2012. Amount to be budgeted in Budget Year 2016-2017 \$1,455,005.08 (Federal amount = \$1,288,116, Other (City of Modesto) = \$83,444.54, Local match = \$83,444.54)
- ◆ Crows Landing Bridge Project - All-Inclusive Engineering Services - Original contract was \$942,760, October 19, 2010. Amount to be budgeted in Budget Year 2016-2017 \$870,348.99 (Federal amount = \$770,519.96, Local match = \$99,829.03)
- ◆ Hickman Road Bridge Project - All-Inclusive Engineering Services - Original contract was \$1,372,863, September 16, 2014. Amount to be budgeted in Budget Year 2016-2017 \$973,955.70 (Federal amount = \$862,242.98, Local match = \$111,712.72)
- ◆ Shiells Road Bridge Project – Construction – Anticipate Fall Construction Schedule due to Federal funding. Amount to be budgeted in Budget Year 2016-2017 \$1,304,939.24 (Federal amount = \$1,155,262.71, Local match = \$149,676.53)
- ◆ Public Works Roads ADA Self-Evaluation and Transition Plan – March 1, 2016 a contract was awarded to Sally Swanson Architects to provide this service. The portion of the contract that is the responsibility of Public Works is \$175,455.00. This has been budgeted for Budget Year 2016-2017.

Total local project match needed for Budget Year 2016-2017 is \$875,790.47.

This budget also provides funding for the County's Storm Water Pollution Prevention Plan/National Pollutant Discharge Elimination System permit. This is an unfunded mandate with an annual cost to Public Works of approximately \$107,795.

STAFFING IMPACTS

Total current authorized positions— 57

There are no recommended changes to the current level of staffing.

RECOMMENDED PROPOSED BUDGET

It is recommended that a budget of \$46,090,022 be approved for Public Works – Road & Bridge. This budget is funded by \$40,535,485 in estimated department revenue and \$5,554,537 in departmental fund balance.

Total recommended authorized positions— 57



Efficient Delivery of Public Services

Assessor
Auditor-Controller
Board of Supervisors
Chief Executive Office
Clerk-Recorder
County Counsel
General Services Agency
Strategic Business Technology
Treasurer-Tax Collector

Efficient Delivery of Public Services

INTRODUCTION

Efficiency is a critical element in the effective operation of government agencies and allows for the sustained provision of valuable services to the community. Stanislaus County departments provide a multitude of services to a diverse customer base. These customers expect government to be responsive to their needs and County departments



continuously work to better understand these needs and determine how best to provide the desired services. Customer feedback is a valuable source of insight in this process and encourages departments to remain focused on continuous improvement.

Providing services online has vastly improved the way the County interacts with the public. Conducting business using the internet provides a convenient point of access for many residents. Information on and access to the many resources available through County departments can be easily found online at www.stancounty.com. Improving the efficiency and accessibility of core services using this format is the result of a focus on streamlining services and enhancing quality. Electronic services and more efficient processes mean customers spend less time when conducting business with us and helps foster positive customer relationships.

- ◆ The Assessor is responsible for preparing an annual assessment roll for property tax revenues using fair, accurate, and timely property valuations;
- ◆ The Auditor-Controller safeguards the County's resources and ensures its financial integrity through fiscal monitoring and reporting;
- ◆ The Board of Supervisors provides governing, administrative, and legislative direction to County departments and determines the overall policies for Stanislaus County government;
- ◆ The Clerk of the Board maintains accurate County legislative records and provides customer access to those records;
- ◆ The Chief Executive Office provides overall leadership and management of County government, including the management of County resources, long-range financial planning, capital projects, and organizational planning;

- ◆ The Human Resources Division of the Chief Executive Office provides services to County departments, employees, and applicants, including labor relations, policy development and implementation, recruitment and selection, classification, compensation, wellness, and learning and development programs;
- ◆ The Risk Management Division of the Chief Executive Office manages the health, safety, and well-being of Stanislaus County employees through the administration of employee benefits, liability claims/insurance, disabilities management (workers' compensation), and safety;
- ◆ The Clerk-Recorder processes all documents and records related to marriage licenses, certified copies of vital statistics, document filings and recording of real property, processes passports, and conducts civil wedding ceremonies and is also responsible for conducting elections and ensuring citizens have the opportunity to exercise their right to vote;
- ◆ County Counsel serves as the principal legal counsel for the Board of Supervisors and provides legal advice to all County offices, departments, and commissions;
- ◆ The General Services Agency supports County departments through purchasing services for goods, contracts, leased property, and equipment; bulk store, delivery, mailroom, and messenger services; maintenance and operation of all building systems and equipment; and maintenance services for County vehicles;
- ◆ Strategic Business Technology supports the technology and web-based needs of County departments by providing help desk and desktop support services, email services, technology security, and County website services; and
- ◆ The Treasurer-Tax Collector collects secured and unsecured property taxes, as well as other revenue, and issues various licenses, including business licenses.

BUDGET YEAR 2016-2017 ISSUES

The 2016-2017 Recommended Proposed Budget includes \$203,857,372 in appropriations for this priority area. These expenditures are funded by a combination of \$136,932,602 in department revenue, \$65,547,356 in contributions from the General Fund, known as Net County Cost, and \$1,377,414 in fund balance/retained earnings usage.

The Assessor budget provides funding for the addition of three positions. An Account Clerk III will provide the necessary staffing to complete tasks in a timely manner, decreasing the lag time between the processing of recorded documents and the actual recording time and increasing the efficiency in providing homeowner's exemption claims to new owners. An Appraiser Technician will help complete tasks generated by a sharp increase in plantings and improvements to agricultural properties, as well as track and assess new subdivisions resulting from an uptick in housing industry activity. Additionally, an Application Specialist III will assist in digitizing assessor map books into a geodatabase, develop map layers and applications that will allow the data to be more accessible, and provide more real-time updates to the Geographical Information Systems base parcel layer. The \$183,504 cost is funded through additional net county cost.

The Auditor-Controller budget includes \$5,000 in additional net county cost contribution to fund an extra help Confidential Assistant III, which will provide the necessary support for the administrative division within the Department.

The Board of Supervisors anticipates maintaining current service and staffing levels through the use of all remaining net county cost savings earned in prior years. Additionally, as a result of increased salary and benefits costs and the full use of prior year savings, the Department requires an additional General Fund contribution of \$62,826 to fully fund currently filled, authorized positions, thereby moving to Phase II of the Net County Cost Savings program.

The Chief Executive Office – Operations and Services division anticipates maintaining current service levels for existing programs and projects the use of all (approximately \$1.3 million) remaining net county cost savings earned in prior years.

The Chief Executive Office – County Operations budget includes recommended funding for one-time costs associated with opening the new Stanislaus Veterans Center and projects in the Plant Acquisition budget. Additionally, increased appropriations in Appropriations for Contingencies are recommended to provide funding to cover the 5% vacancy rate at year-end for those departments who are successful at filling their allocation positions; funding for the initial opening of the AB 900 Phase II Public Safety Center Expansion Projects estimated for March 2017; funding for expert witnesses for the District Attorney; and funding for the Presidential election in November 2016.

The Clerk-Recorder – Elections Division anticipates a large turnout for the Presidential General Election in November 2016. Preliminary quotes by vendors project costs in excess of the Proposed Budget by approximately \$145,000. Voter participation for the June 2016 Presidential Primary will provide an indicator of the potential turnout in November. It is recommended that these costs be monitored and re-evaluated in a subsequent budget cycle to better appropriate election funding. Funds in the amount of \$150,000 have been reserved in Appropriations for Contingencies for the potential increase in costs for the Presidential Election.

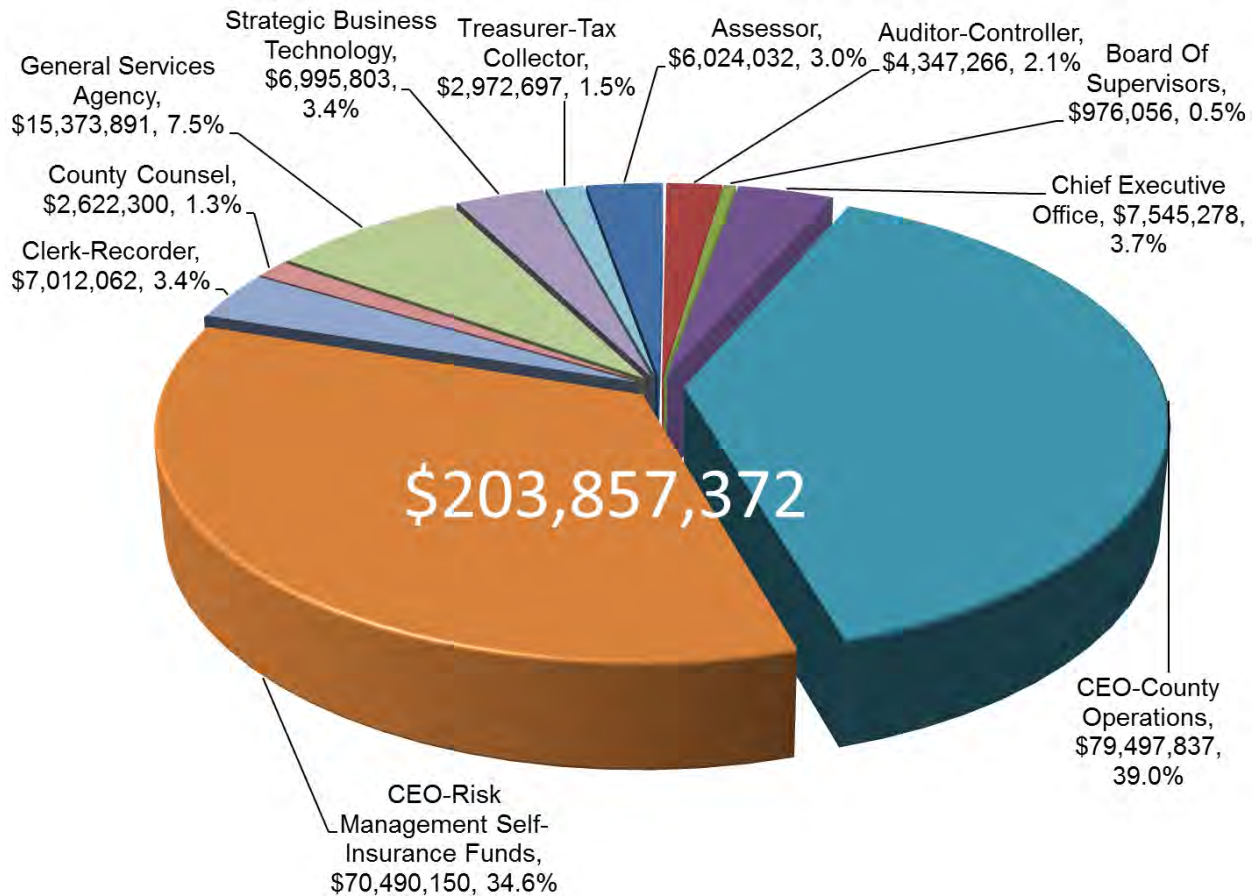
The General Services Agency is adding three new Maintenance Engineer II positions to the Facilities Maintenance division in Budget Year 2016-2017. Two positions will provide general maintenance of buildings, and the third position will provide support to the lock shop. In the Fleet Services division, fund balance will be used to purchase fleet management software that will support GPS tracking to improve vehicle utilization and tracking.

This Budget Year, the County's Geographic Information Systems (GIS) team will transfer to Strategic Business Technology (SBT) from Public Works. This transition shifted two positions and approximately \$320,000 in expenses to the SBT budget. It is anticipated this transition will strengthen both the GIS presence on the web and services to internal and external customers.



Additionally, the Department will be adding one position to help meet the demands related to software development services and external department projects.

Efficient Delivery of Public Services Recommended Appropriations Budget Year 2016-2017



Five Year Comparison of Appropriations





Efficient Delivery of Public Services

Summary of Budget Appropriations

**Recommended
2016-2017**

Page

| ASSESSOR | | | | \$6,024,032 |
|---|------|---------|---|---------------------|
| Fund | Org | | | |
| 454 | 0100 | 0012000 | Assessor | \$6,024,032 |
| AUDITOR-CONTROLLER | | | | \$4,347,266 |
| Fund | Org | | | |
| 460 | 0100 | 0013000 | Auditor-Controller | \$4,347,266 |
| BOARD OF SUPERVISORS | | | | \$976,056 |
| Fund | Org | | | |
| 465 | 0100 | 0014100 | Board of Supervisors | \$976,056 |
| CHIEF EXECUTIVE OFFICE | | | | \$7,545,278 |
| Fund | Org | | | |
| 471 | 0100 | 0015000 | Operations and Services | \$5,887,634 |
| 475 | 0100 | 0015600 | Risk Management Division | \$1,657,644 |
| CEO-COUNTY OPERATIONS | | | | \$79,497,837 |
| Fund | Org | | | |
| 477 | 0100 | 0016041 | Airport | \$180,000 |
| 479 | 0100 | 0016071 | Appropriations for Contingencies | \$14,230,864 |
| 482 | 0100 | 0016021 | Capital Improvement Financing Authority | \$140,633 |
| 484 | 0100 | 0016091 | County Facilities | \$768,076 |
| 486 | 0100 | 0016046 | Crows Landing Air Facility | \$257,535 |
| 488 | 0100 | 0016081 | Debt Service | \$11,777,492 |
| 494 | 0100 | 0016001 | Focus on Prevention | \$1,000,000 |
| 497 | 0100 | 0016401 | General Fund Contribution to Other Programs | \$6,003,091 |
| 499 | 0100 | 0016051 | General Fund Match--Vehicle License Fee | \$24,068,814 |
| 501 | 0100 | 0016061 | Mandated County Match | \$17,278,797 |
| 503 | 0100 | 0016031 | Plant Acquisition | \$3,792,535 |
| CEO-RISK MANAGEMENT SELF-INSURANCE FUNDS | | | | \$70,490,150 |
| Fund | Org | | | |
| 505 | 5101 | 0018101 | Dental Self-Insurance | \$4,300,000 |
| 507 | 5051 | 0018051 | General Liability Self-Insurance | \$4,875,150 |
| 510 | 5091 | 0018091 | Medical Self-Insurance | \$53,500,000 |
| 513 | 5093 | 0018093 | Other Employee Benefits | \$650,000 |
| 515 | 5061 | 0018061 | Professional Liability Self-Insurance | \$510,000 |
| 518 | 5071 | 0018071 | Unemployment Self-Insurance | \$620,000 |
| 520 | 5111 | 0018111 | Vision Care Self-Insurance | \$760,000 |
| 522 | 5081 | 0018081 | Workers' Compensation Self-Insurance | \$5,275,000 |



Efficient Delivery of Public Services

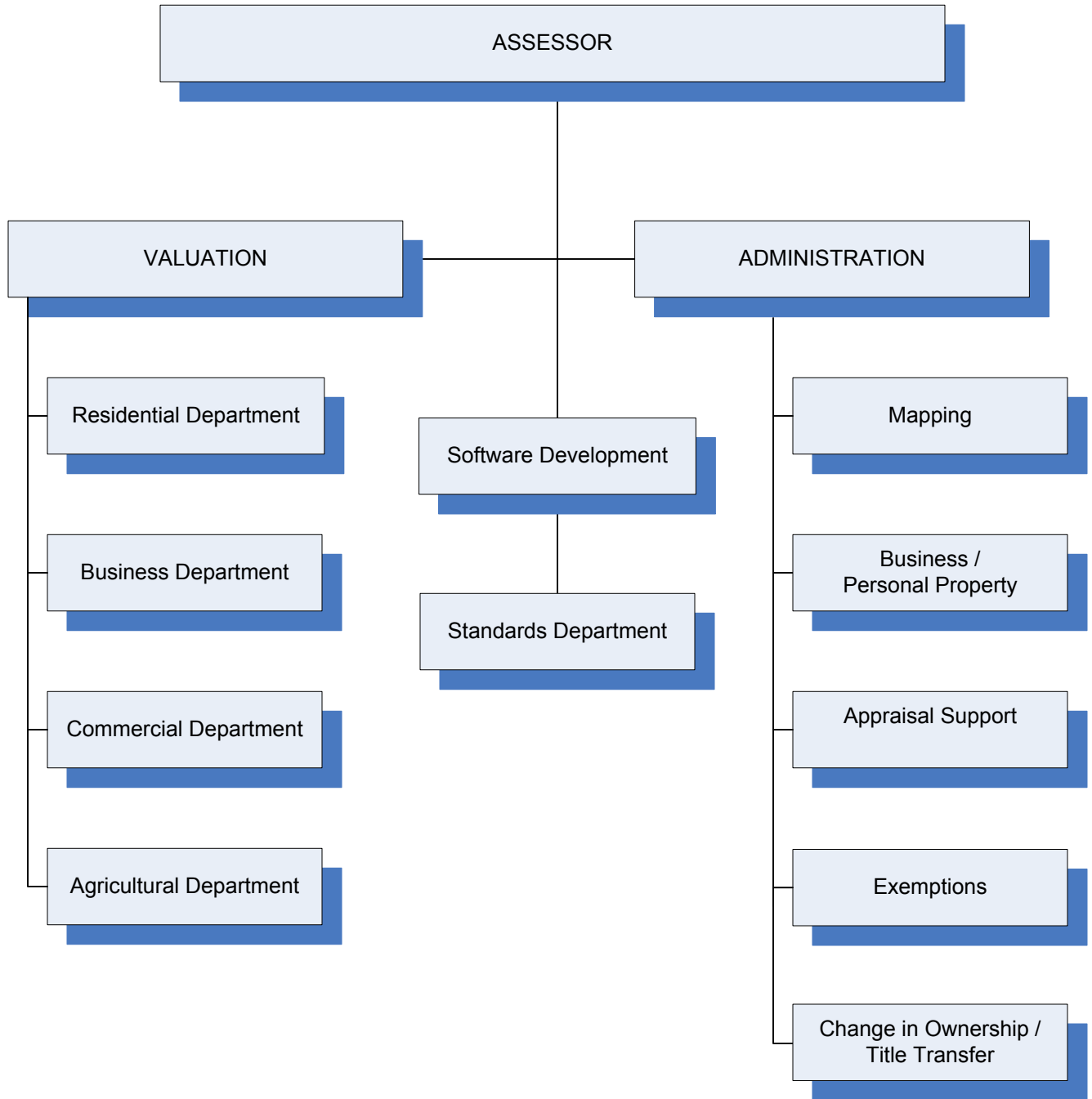
Summary of Budget Appropriations

**Recommended
2016-2017**

Page

| CLERK-RECORDER | | | | \$7,012,062 |
|--------------------------------------|------------|---------|--|----------------------|
| Fund | Org | | | |
| 527 | 0100 | 0020001 | Recorder Division | \$1,990,719 |
| 529 | 0100 | 0020299 | Elections Division | \$2,250,504 |
| 532 | 1723 | 0020500 | Modernization Trust Fund | \$2,720,839 |
| 534 | 1786 | 0020601 | Vital and Health Statistics | \$50,000 |
| COUNTY COUNSEL | | | | \$2,622,300 |
| Fund | Org | | | |
| 539 | 0100 | 0022000 | County Counsel | \$2,622,300 |
| GENERAL SERVICES AGENCY | | | | \$15,373,891 |
| Fund | Org | | | |
| 544 | 0100 | 0019010 | Administration | \$646,650 |
| 546 | 5001 | 0018210 | Central Services Division | \$1,346,800 |
| 549 | 5170 | 0018700 | Facilities Maintenance Division | \$5,873,239 |
| 552 | 5021 | 0018500 | Fleet Services Division | \$3,131,070 |
| 556 | 171A | 0016200 | 12th Street Office Building | \$46,152 |
| 558 | 5170 | 0018720 | Utilities | \$4,329,980 |
| STRATEGIC BUSINESS TECHNOLOGY | | | | \$6,995,803 |
| Fund | Org | | | |
| 563 | 5031 | 0048100 | Strategic Business Technology | \$5,796,213 |
| 567 | 5011 | 0048200 | Strategic Business Technology-Telecommunications | \$1,199,590 |
| TREASURER-TAX COLLECTOR | | | | \$2,972,697 |
| Fund | Org | | | |
| 572 | 0100 | 0030001 | Treasurer-Admin/Taxes | \$1,248,475 |
| 574 | 0100 | 0030002 | Revenue Recovery | \$1,088,200 |
| 576 | 0100 | 0030004 | Treasury Division | \$636,022 |
| TOTAL | | | | \$203,857,372 |

STANISLAUS COUNTY
ASSESSOR



Revised April 2015

STANISLAUS COUNTY, CALIFORNIA
Budget Year 2016-2017
FISCAL GENERAL SERVICES
Finance



ASSESSOR
Don Gaekle

| BUDGET AT A GLANCE | |
|---------------------------------------|--------------------|
| Gross Costs | \$6,024,032 |
| Total Revenue | \$902,500 |
| Fund Balance/Retained Earnings | \$0 |
| Net County Cost | \$5,121,532 |
| Total Recommended Staffing | 58 |
| % Funded by Local Discretionary Funds | 85.0% |

MISSION STATEMENT

The mission of the Stanislaus County Assessor's office is to produce a fair, accurate, and timely assessment roll while providing excellent customer service.

ACCOMPLISHMENTS AND OBJECTIVES

The Accomplishments of Fiscal Year 2015-2016 and Objectives for Budget Year 2016-2017 for the Assessor include:

| FISCAL YEAR 2015-2016 ACCOMPLISHMENTS | |
|--|---|
| ◆ | The Assessor has gone live with a second generation version of the Megabyte Property Tax Systems' On-line Business and Agricultural Property Statements. The Department is currently working with Megabyte and a number of other counties who utilize Megabyte to resolve post-release issues. Going forward, this will be a more robust and user-friendly format in keeping with the County's "On-line, not in line" focus. |
| ◆ | The Stanislaus County Assessor continues to be a leader in mass appraisal technology and has worked throughout the year with the Megabyte vendor to help them integrate the technology into their Appraisal Suite services. The Assessor's Residential and Information Technology divisions are currently involved in the testing and continuing improvement phase. The Assessor hopes to go live with the new integrated valuation program during the 2016-2017 Budget Year. |
| ◆ | The Department has redirected most Assessor website official forms links to access the California Assessors' Association (CAA) on-line E-forms. CAA E-forms have been developed by the Association in concert with the Board of Equalization (BOE) in order to standardize and centralize BOE approved forms. The site maintains and updates all BOE forms as well as letterhead specific to each county. |

**BUDGET YEAR 2016-2017
OBJECTIVES**

- ◆ The Assessor plans to begin using the Megabyte “Appraisal Suite” for the valuation of residential properties. This will include direct sale enrollment, an appraiser transfer analysis module, and the ability to automatically value and enroll values for the annual January 1st market valuation of properties assessed below their Proposition 13 value.
- ◆ The Department plans to implement/begin the migration of Assessor mapping from the current AutoCAD platform to the creation and maintenance of Assessor maps in the Geographic Information System (GIS) geodatabase parcel fabric, as outlined in the IT Innovations Program agenda item approved by the Board of Supervisors on March 8, 2016. This transition will improve overall efficiency of service to the public and Stanislaus County departments via the GIS system.
- ◆ Implementation will proceed on the scanning of microfilm and microfiche into searchable digital formats and the scanning of paper appraisal files as outlined in the IT Innovations Program agenda item approved on March 8, 2016 by the Board of Supervisors. This program will make resources readily available at various work stations, significantly reducing the time required to retrieve data.
- ◆ The Department is set to upgrade current Commercial-Industrial valuation databases to create interactive rather than static working copies of appraisal records in order to facilitate more efficient appraiser valuation and supervisor review processes and reduce overall cost.

STANISLAUS COUNTY, CALIFORNIA
Budget Year 2016-2017

FISCAL GENERAL SERVICES
Finance



ASSESSOR

Budget Unit 0100 0012000
General Fund

SERVICES PROVIDED

The Assessor is primarily responsible for preparing an annual assessment roll upon which property tax revenues are generated. The County, Public Schools, Cities, Redevelopment Agencies, and Special Districts all rely on this revenue for funding operations.

The assessment roll includes all tangible property in Stanislaus County unless exempted or excluded from assessment by specific laws. Tangible property includes land, land improvements, growing improvements (this refers to trees and vines), buildings, structures, aircraft, boats, and business property with some exceptions.

All property, excluding supplies, movable equipment, boats, and aircraft, are assessed based upon their market value when purchased or newly constructed. The Assessor determines the market value for the ownership changes and new construction. The supplies, movable equipment, boats, and aircraft are assessed based upon their annual market value on January 1 of each year.

The Assessor also maintains property parcel maps. These maps are available to the public in the Assessor's Office or can be viewed by visiting the specific Assessor's page on the County's web site (<http://www.stancounty.com/assessor/map-books.shtml>). The property tax assessment roll, property ownership information, and some property characteristics are also available to the public at the Assessor's Office.

| Assessor | | | | | |
|-------------------------------|-----------------------------|--|--|--|--|
| Classification | 2014-2015 Actual | 2015-2016 Adopted Final Budget* | 2016-2017 Requested Proposed Budget | 2016-2017 Recommended Adjustments | 2016-2017 Recommended Proposed Budget |
| Taxes | \$0 | \$0 | \$0 | \$0 | \$0 |
| Licenses, Permits, Franchises | \$0 | \$0 | \$0 | \$0 | \$0 |
| Fines, Forfeitures, Penalties | \$29,281 | \$12,000 | \$10,000 | \$0 | \$10,000 |
| Revenue from use of Assets | \$0 | \$0 | \$0 | \$0 | \$0 |
| Intergovernmental Revenue | \$0 | \$0 | \$0 | \$0 | \$0 |
| Charges for Service | \$888,928 | \$860,000 | \$882,500 | \$0 | \$882,500 |
| Miscellaneous Revenue | \$14,732 | \$10,500 | \$10,000 | \$0 | \$10,000 |
| Other Financing Sources | \$0 | \$0 | \$0 | \$0 | \$0 |
| Total Revenue | \$932,941 | \$882,500 | \$902,500 | \$0 | \$902,500 |
| Salaries and Benefits | \$4,696,230 | \$4,945,335 | \$5,041,207 | \$183,504 | \$5,224,711 |
| Services and Supplies | \$440,776 | \$444,314 | \$444,738 | \$0 | \$444,738 |
| Other Charges | \$315,874 | \$345,984 | \$353,358 | \$0 | \$353,358 |
| Fixed Assets | \$0 | \$0 | \$0 | \$0 | \$0 |
| Other Financing Uses | \$0 | \$0 | \$0 | \$0 | \$0 |
| Equity | \$0 | \$0 | \$0 | \$0 | \$0 |
| Intrafund | \$75 | \$1,225 | \$1,225 | \$0 | \$1,225 |
| Contingencies | \$0 | \$0 | \$0 | \$0 | \$0 |
| Gross Costs | \$5,452,955 | \$5,736,858 | \$5,840,528 | \$183,504 | \$6,024,032 |
| Fund Balance | \$0 | \$0 | \$0 | \$0 | \$0 |
| Net County Cost | \$4,520,014 | \$4,854,358 | \$4,938,028 | \$183,504 | \$5,121,532 |

*Net County Cost carryover savings included in the 2015-2016 Adopted Final Budget is \$0.

PROGRAM DISCUSSION

At the proposed level of funding, the Department will be able to maintain existing service levels to the both public and internal customers. However, timeliness and excellence in customer service goals have been progressively impacted by previous staff reductions. Current staffing levels have proven to be insufficient in supporting the Assessor's stated mission: ".....to produce a fair, accurate, and timely assessment roll while providing excellent customer service."

In 1978, Stanislaus County had less than 90,000 real estate parcels and the Assessor's staffing level included 83 full-time positions and six part-time positions. In 2015, the County had grown to roughly 162,000 parcels and the Assessor's staffing had been reduced to the budgeted level of 55 full-time positions and one part-time extra help position, down from 65 positions in the Fiscal Year 2007 - 2008 budget. Much of this staff reduction has been mitigated by the wide application of new technologies, especially in the computer assisted valuation of residential properties. Although the Assessor's office continues to improve efficiencies through technology, many of the Assessor's essential and mandated duties, such as deed processing to determine ownership changes and complex appraisal valuations, require human judgment, which cannot be automated.

The processing of recorded documents to determine changes of ownership continues to be an area of critical concern. Assessment technicians must review recorded documents to determine the transaction type and what additional action is required. Laws are complex and ever-changing, with the actions required of the Assessor varying greatly depending on whether ownership vests with individuals or with legal entities. Documents must be reviewed individually, with some taking significant time to determine whether ownership has changed, and if so, if a reappraisal is required or an exemption applies.

In order to provide the most efficient service to taxpayers and in-house customers, it is critical that the Assessor is processing the bulk of recorded transfer deeds and entering new owner information into the property tax system no more than six weeks after the recording date, ideally within two weeks to one month of the recording date. This is critical not only for internal efficiencies, such as the maintenance of correct owner information on tax bills, but also for taxpayers, title companies, and others who rely on the Assessor's information.

Due to staffing changes in the past few years, the processing of deeds has progressively lagged behind Department targets. The majority of support staff has less than one year of service in the office and change in ownership staff is now operating at approximately four months behind the recording date. This delay impacts the entire property tax system, delaying delivery of secured tax bills to new owners, causing increased incidents of delinquent tax bills, and increasing the delayed issuance of supplemental tax bills and refunds. The Assessor is currently utilizing volunteers and extra-help staff to assist in closing the gap between the recording date and the processing date. However, this staffing provides a temporary solution to an ongoing problem. The Assessor is requesting a full-time block-budget Account Clerk III to address these issues and provide stability in staffing levels.

In the last five years a sharp increase in the planting of agricultural growing improvements and the associated additions of irrigation systems and wells has resulted in a large increase in workload. In addition, the housing industry is showing signs of increased activity, which necessitates additional staff to track new construction. Staff has not been able to complete the discovery process due to time constraints, thus leading to inaccurate property assessments. Historically, the Assessor's Office has utilized Appraiser Techs to assist the Appraisers in the initial discovery process, draw new homes and additions, and review/analyze forms received. The current workload is more than the one Appraiser Tech can manage. Therefore, work is carried over to the following year, which has compounded for several years and put Appraisers further behind. In order to produce a fair and accurate assessment roll, the Department requests an additional Appraiser Tech to assist the Appraisers in the timely assessment of new construction.

The Assessor also wishes to partner with the Strategic Business Technology (SBT) - Geographic Information System (GIS) division to realize interdepartmental efficiencies and improved customer service. The Assessor has a responsibility under the law to maintain Assessor Parcel Maps of every assessment parcel in Stanislaus County. Parcel maps have been drawn using AutoCAD software for many years and maintained online as well as in-office. Historically, the Assessor has forwarded electronic map files to the Public Works GIS division under the understanding that they were being converted to ArcGIS files. However, it has actually been necessary for the maps to be redrawn in the ArcGIS program by an Applications Specialist III at Public Works because no effective conversion currently exists.

In order to affect process improvements, the Assessor would like to begin the conversion of mapping functions so that maps are prepared in the ArcGIS format and redundant work between departments can be eliminated. This process will require training and take time to fully implement, but the Department has determined this to be the most efficient long-term solution and is consistent with the practices of neighboring counties and counties across the state. To implement this conversion process, the Department is requesting the addition of an Application Specialist III to begin training in ArcGIS programming and drawing, as noted below. This position will allow the Assessor to move forward with this project while at the same time meeting the strategic planning needs as a bridge for a division likely to experience attrition within the time frame of the GIS-mapping conversion process. This request is part of the broader goal of creating efficiencies in Assessor mapping and GIS functions and in creating a more robust GIS tool by partnering with the SBT-GIS team through Assessor staff in maintenance of the GIS base map layer.

In order for the Department to perform mandated duties at their desired level of efficiency outlined above, the 2016-2017 Proposed Budget includes \$183,504 in Unfunded Requests for the addition of three new positions to the Department allocation.

STAFFING IMPACTS

Total current authorized positions— 55

The Department is requesting to restore one unfunded Account Clerk III position. This position would provide the necessary staffing to complete the mandated tasks of the Assessor's Office in a timely manner. This position would also decrease the lag time between the processing of recorded documents and the actual recording time, as well as increase the efficiency in providing homeowner's exemption claims to new owners. This position would be funded by the General Fund.

The Department is also requesting to restore one unfunded Appraiser Technician position. This position would provide the necessary staffing to complete the tasks generated by a sharp increase in the agricultural industry, which has resulted in an increase in plantings and improvements to agricultural properties. The housing industry is also showing signs of increased activity, which necessitates additional staff to track and assess new subdivisions. This position would be funded by the General Fund.

Additionally, the Department is requesting to restore one unfunded Auditor-Appraiser III position and reclassify it upward to a block-budgeted Application Specialist III. This position will assist in digitizing assessor map books into a geodatabase and develop map layers and applications that will allow the Assessor and County to view and share the large amount of data in the office. This position will also facilitate a county-wide goal of providing more real-time updates to the Geographical Information Systems base parcel layer. This position would be funded by the General Fund.

The Department is also requesting classification studies of 10 Account Clerk III positions and four Supervising Account/Administrative Clerk II positions to determine the appropriate classification based on the job duties and responsibilities.

RECOMMENDED PROPOSED BUDGET

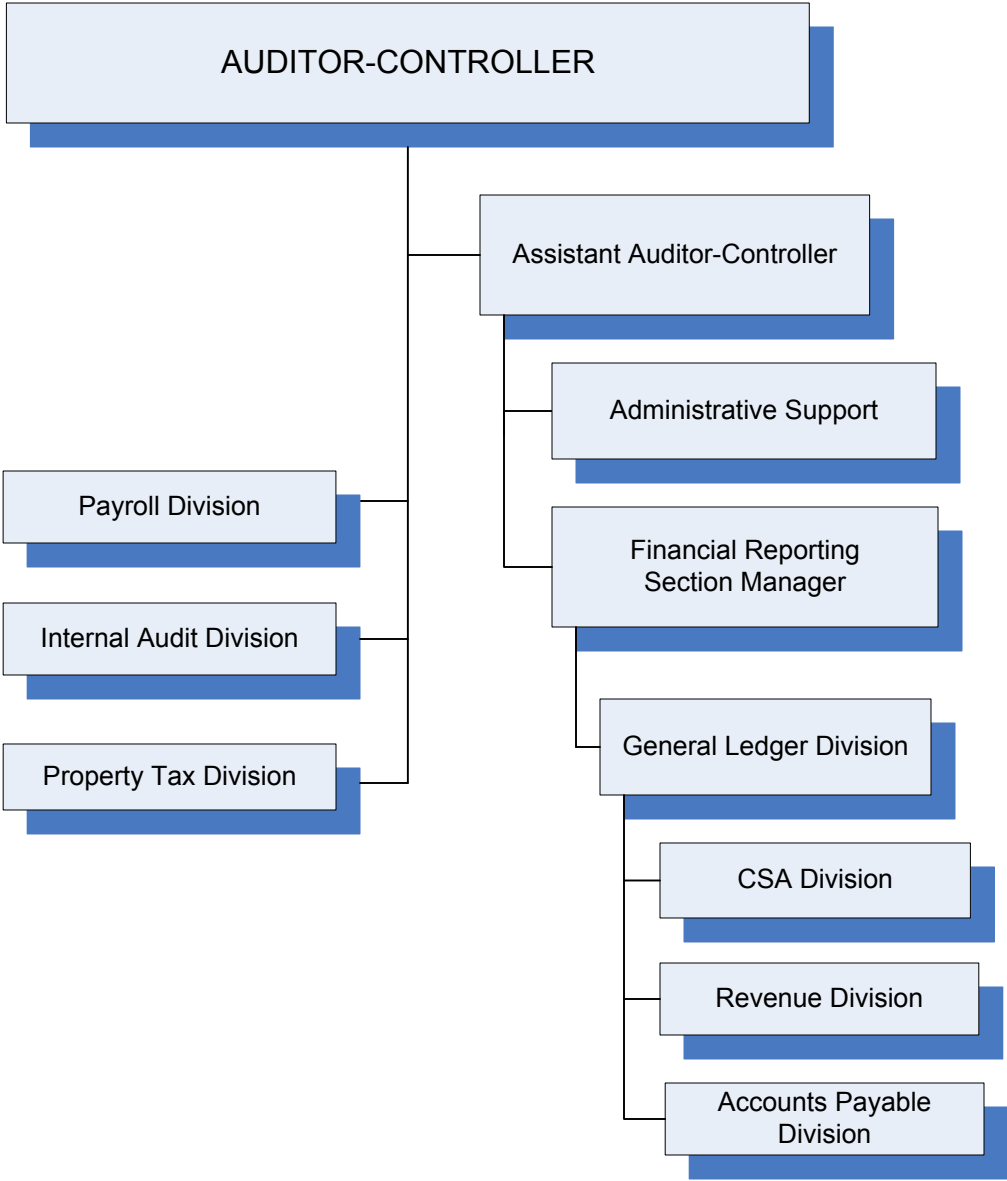
It is recommended that a budget of \$6,024,032 be approved for Assessor. This budget is funded by \$902,500 in estimated departmental revenue and a \$5,121,532 contribution from the General Fund. This includes funding from the General fund in the amount of \$183,504 for the recommended staffing adjustments noted below.

The Department requested additional appropriations in the amount of \$323,622 to cover anticipated vacation and termination cashouts, potential Cost Allocation Plan charges, and the restoration of the five percent vacancy rate applied to the Department's Zero Base Budget. Funding is not recommended at this time and these concerns will be revisited in a subsequent budget cycle should the need arise.

It is recommended to restore one unfunded Auditor-Appraiser III position and reclassify upward to a block-budgeted Application Specialist III. It is also recommended to restore one unfunded Account Clerk III position and one unfunded Appraiser Technician position. It is further recommended to conduct classification studies for the 10 Account Clerk III positions and four Supervising Account/Administrative Clerk II positions.

Total recommended authorized positions— 58

**STANISLAUS COUNTY
AUDITOR-CONTROLLER**



Revised March 2016

STANISLAUS COUNTY, CALIFORNIA
Budget Year 2016-2017
FISCAL GENERAL SERVICES
Finance



AUDITOR-CONTROLLER
Lauren Klein, CPA

| BUDGET AT A GLANCE | |
|---------------------------------------|--------------------|
| Gross Costs | \$4,347,266 |
| Total Revenue | \$3,174,073 |
| Fund Balance/Retained Earnings | \$0 |
| Net County Cost | \$1,173,193 |
| Total Recommended Staffing | 39 |
| % Funded by Local Discretionary Funds | 27.0% |

MISSION STATEMENT

Safeguard the County's resources and ensure its financial integrity through responsible fiscal monitoring and reporting.

ACCOMPLISHMENTS AND OBJECTIVES

The Accomplishments of 2015-2016 Fiscal Year and Objectives for the 2016-2017 Budget Year for the Auditor-Controller include:

**FISCAL YEAR 2015-2016
 ACCOMPLISHMENTS**

- ◆ Converted the Annual Financial Report (AFR) as of June 30, 2015 to a Comprehensive Annual Financial Report (CAFR)
- ◆ Implemented Government Accounting Standards Board (GASB) Pronouncement 68
- ◆ Continued the in-house upgrade process of the Oracle PeopleSoft version to 9.2
- ◆ Continued the in-house upgrade process of implementing the Oracle PeopleSoft Absence Management module
- ◆ Implemented the TeamMate application for use with the Internal Audit Division

**BUDGET YEAR 2016-2017
 OBJECTIVES**

- ◆ Complete the in-house upgrade process of the Oracle PeopleSoft version to 9.2
- ◆ Continue the in-house upgrade process of implementing the Oracle PeopleSoft Absence Management module
- ◆ Implement Government Accounting Standards Board (GASB) Pronouncements 73 & 74
- ◆ Revise entries in the Oracle fixed asset module to clearly identify specific assets as a whole
- ◆ Comprehensive review of the assumptions and methodologies used to prepare the annual Cost Plan

STANISLAUS COUNTY, CALIFORNIA
Budget Year 2016-2017

FISCAL GENERAL SERVICES
Finance



AUDITOR-CONTROLLER

Budget Unit 0100 0013000
General Fund

SERVICES PROVIDED

The Auditor-Controller's Office is the chief financial department for the County with core services that include the following:

- ◆ Prepare the County's Annual Comprehensive Financial Report, County Cost Plan, State Controller's Financial Report, and budget schedules;
- ◆ Review monthly financial entries for propriety and close the financial records each month, including Cost Plan allocations;
- ◆ Conduct audits for compliance with County policies and State mandates;
- ◆ Review and disburse all check and electronic payments for County vendors and service providers;
- ◆ Administer the County purchasing card transactions;
- ◆ Record all school district, special district, and County fund revenue and expenditures;
- ◆ Administer payments and reporting for the County's outstanding debt, revenue sharing agreements, Public Facility Fees, Capital Projects, and Court Collection Reporting;
- ◆ Process biweekly paychecks and deductions consistent with memorandums of understanding (MOU), State, and Federal laws;
- ◆ Provide technical and security support for Payroll, Time and Labor, Benefits Administration, Personnel, and the Training and Tracking modules;
- ◆ Apportion taxes, set tax rates, enroll direct assessments, establish bond rates, and administer the Teeter Plan and property tax agreements;
- ◆ Continue implementation and maintenance of The Dissolution Act (dissolution of California Redevelopment Agencies); and
- ◆ Prepare monthly assistance claim, disburse grants to Community Services Agency (CSA) clients, and disburse vendor payments.

| Auditor-Controller | | | | | |
|-------------------------------|-----------------------------|--|--|--|--|
| Classification | 2014-2015 Actual | 2015-2016 Adopted Final Budget* | 2016-2017 Requested Proposed Budget | 2016-2017 Recommended Adjustments | 2016-2017 Recommended Proposed Budget |
| Taxes | \$0 | \$0 | \$0 | \$0 | \$0 |
| Licenses, Permits, Franchises | \$0 | \$0 | \$0 | \$0 | \$0 |
| Fines, Forfeitures, Penalties | \$0 | \$0 | \$0 | \$0 | \$0 |
| Revenue from use of Assets | \$125,404 | \$131,160 | \$134,109 | \$0 | \$134,109 |
| Intergovernmental Revenue | \$54,872 | \$0 | \$0 | \$0 | \$0 |
| Charges for Service | \$2,467,837 | \$2,808,108 | \$2,918,264 | \$10,300 | \$2,928,564 |
| Miscellaneous Revenue | \$111,637 | \$110,500 | \$111,400 | \$0 | \$111,400 |
| Other Financing Sources | \$0 | \$0 | \$0 | \$0 | \$0 |
| Total Revenue | \$2,759,750 | \$3,049,768 | \$3,163,773 | \$10,300 | \$3,174,073 |
| Salaries and Benefits | \$3,570,908 | \$3,978,689 | \$3,947,883 | \$15,300 | \$3,963,183 |
| Services and Supplies | \$138,666 | \$129,130 | \$123,057 | \$0 | \$123,057 |
| Other Charges | \$235,099 | \$256,526 | \$260,826 | \$0 | \$260,826 |
| Fixed Assets | | | | | |
| Equipment | \$39,132 | \$0 | \$0 | \$0 | \$0 |
| Other Financing Uses | \$0 | \$0 | \$0 | \$0 | \$0 |
| Equity | \$0 | \$0 | \$0 | \$0 | \$0 |
| Intrafund | \$120 | \$200 | \$200 | \$0 | \$200 |
| Contingencies | \$0 | \$0 | \$0 | \$0 | \$0 |
| Gross Costs | \$3,983,925 | \$4,364,545 | \$4,331,966 | \$15,300 | \$4,347,266 |
| Fund Balance | \$0 | \$0 | \$0 | \$0 | \$0 |
| Net County Cost | \$1,224,175 | \$1,314,777 | \$1,168,193 | \$5,000 | \$1,173,193 |

*Net County Cost carryover savings included in the 2015-2016 Adopted Final Budget is \$213,665.

PROGRAM DISCUSSION

At the proposed level of funding, the Department can maintain responsibility for countywide financial reporting. These responsibilities include the overall accounting function; recording deposit information, vendor and welfare payments, processing payroll, and recording financial data into the financial system. Annual audited financial statements and the annual State Controller Financial Transaction Reports are also issued. The Auditor-Controller's Office is also responsible for working with the independent special districts located in Stanislaus County to ensure the districts comply with financial audit and budget requirements mandated by California Government Code. Additionally, Department responsibility includes the calculation of property tax amounts paid by taxpayers and the property tax apportionment to local government agencies that includes the County, cities, school districts and special districts. The Internal Audit division was reinstated partially in Fiscal Year 2014-15 and Fiscal Year 2015-16 with the primary goal of the audit work performed by the division to protect public assets.

The Department is requesting an extra help employee at the Confidential Assistant III level to assist the administrative division in the Department. Prior to the down-turn in the economy, the administrative division had five full-time positions assigned. Currently, the division consists of three full-time positions. The current request for an extra help employee will provide the necessary support the Department requires.

The Department continues to focus on the evaluation of processes and procedures to ensure accuracy and efficiencies. The Department will continue efforts to utilize existing applications to provide increased services and efficiencies to clients. Emphasis in recent years has been placed on restructuring the department to promote a path for succession as well as work duty back-up coverage. Department leadership promotes an attitude of continuous improvement to enhance its ability to provide quality service in an efficient manner.

STAFFING IMPACTS

Total current authorized positions— 39

There are no requested changes to the current level of staffing.

RECOMMENDED PROPOSED BUDGET

It is recommended that a budget of \$4,347,266 be approved for Auditor-Controller. This budget is funded by \$3,174,073 in estimated departmental revenue and a \$1,173,193 contribution from the General Fund. This includes funding from the General fund in the amount of \$5,000 for the recommended extra help Confidential Assistant III position.

Total recommended authorized positions— 39

STANISLAUS COUNTY, CALIFORNIA
Budget Year 2016-2017
FISCAL GENERAL SERVICES
Legislative/Administrative



BOARD OF SUPERVISORS
Dick Monteith, Chairman
William O'Brien
Vito Chiesa
Terry Withrow
Jim DeMartini

| BUDGET AT A GLANCE | |
|---------------------------------------|------------------|
| Gross Costs | \$976,056 |
| Total Revenue | \$62,691 |
| Fund Balance/Retained Earnings | \$0 |
| Net County Cost | \$913,365 |
| Total Recommended Staffing | 9 |
| % Funded by Local Discretionary Funds | 93.6% |

MISSION STATEMENT

Stanislaus County serves the public interest by promoting public health, safety, welfare and the local economy in an efficient, cost effective manner.

ACCOMPLISHMENTS AND OBJECTIVES

The Board of Supervisors will continue to guide the County and set the expectation levels for departments. The Accomplishments of 2015-2016 Fiscal Year and Objectives for the 2016-2017 Budget Year for the Board of Supervisors include:

| FISCAL YEAR 2015-2016 ACCOMPLISHMENTS | |
|--|--|
| ◆ | On October 1, 2015 the first Community Convening of the Focus on Prevention Initiative was held at the Modesto Centre Plaza. This convening focused on preventing homelessness in Stanislaus County. |
| ◆ | The Draft South County Corridor Project feasibility study was completed and presented to the Board of Supervisors by StanCOG on April 26, 2016. |
| ◆ | The Technology Innovation program was launched in 2015-2016 as a funding opportunity for County Departments to build technology enhancements for reducing customers in line. At part of the 2015-2016 Mid-Year Financial Report, 19 technology projects were approved under this program with 17 projects funded with Technology Innovation Funding, and 2 projects funded with fund balance assigned to automation. |

**BUDGET YEAR 2016-2017
OBJECTIVES**

- ◆ Focus on Prevention - Continue support for the Stewardship Council to include all four priority areas: preventing homelessness; strengthening families, investing in children and youth and reducing recidivism. Specifically, hold a second Community Convening, finalize goal metrics, continue work with the Homeless Action Council to reduce homelessness and consider support for Post Release Services to reduce recidivism that could include housing.
- ◆ Invest in Technology – Continue to evaluate enterprise solutions to improve technology infrastructure and countywide automated efficiencies in business operations.
- ◆ Enhance Public Information - Build upon the newly designed Stancounty.com website to provide information to the Public that is connected to an expanded Social Media presence to deliver our own message(s) directly to the Community.
- ◆ Stimulate Economic Development - Consider infrastructure investments in areas that will bring jobs to our Community with positive return on investment for the County.
- ◆ Advocating for Unimpaired Water Flows - Continue to monitor and aggressively lobby for Stanislaus County Irrigation Districts and residents regarding Federal and State agencies that are engaged in attempting to influence the amount of unimpeded flows on rivers in the Central Valley. The County is opposed to any law or regulation that inappropriately increases unimpaired flows or that does not appropriately address non-flow alternatives.

STANISLAUS COUNTY, CALIFORNIA
Budget Year 2016-2017
FISCAL GENERAL SERVICES
Legislative/Administrative



BOARD OF SUPERVISORS

Budget Unit 0100 0014100
 General Fund

SERVICES PROVIDED

The Board of Supervisors provides a variety of governing, administrative and legislative functions and determines the overall policy direction for Stanislaus County government. The County is divided into five supervisorial districts and each supervisor is elected within the district. Regular public Board meetings are held most Tuesdays at 9:00 a.m., except the third Tuesday of the month when the meetings are held at 6:30 p.m. The Board of Supervisors has both legislative and administrative duties and responsibilities that include adopting ordinances on a wide range of subjects, adopting resolutions for the purpose of setting policy and providing for its administration, adopting an annual budget, and holding public hearings on a variety of matters such as zoning in the unincorporated area of the County. The administrative functions include the fiscal responsibilities for effective management of County government. The Board is assisted in its administrative responsibilities by the Chief Executive Officer who is delegated broad budgetary responsibility, including recommending an annual budget to the Board, control of budget expenditures, and overseeing the general day-to-day business functions of the County.

| Board of Supervisors | | | | | |
|-------------------------------|-----------------------------|--|--|--|--|
| Classification | 2014-2015 Actual | 2015-2016 Adopted Final Budget* | 2016-2017 Requested Proposed Budget | 2016-2017 Recommended Adjustments | 2016-2017 Recommended Proposed Budget |
| Taxes | \$0 | \$0 | \$0 | \$0 | \$0 |
| Licenses, Permits, Franchises | \$0 | \$0 | \$0 | \$0 | \$0 |
| Fines, Forfeitures, Penalties | \$0 | \$0 | \$0 | \$0 | \$0 |
| Revenue from use of Assets | \$0 | \$0 | \$0 | \$0 | \$0 |
| Intergovernmental Revenue | \$0 | \$0 | \$0 | \$0 | \$0 |
| Charges for Service | \$58,455 | \$58,919 | \$62,691 | \$0 | \$62,691 |
| Miscellaneous Revenue | \$181 | \$0 | \$0 | \$0 | \$0 |
| Other Financing Sources | \$0 | \$0 | \$0 | \$0 | \$0 |
| Total Revenue | \$58,636 | \$58,919 | \$62,691 | \$0 | \$62,691 |
| Salaries and Benefits | \$769,847 | \$887,472 | \$791,650 | \$0 | \$791,650 |
| Services and Supplies | \$91,911 | \$101,324 | \$114,524 | \$0 | \$114,524 |
| Other Charges | \$56,950 | \$65,242 | \$69,882 | \$0 | \$69,882 |
| Fixed Assets | \$0 | \$0 | \$0 | \$0 | \$0 |
| Other Financing Uses | \$0 | \$0 | \$0 | \$0 | \$0 |
| Equity | \$0 | \$0 | \$0 | \$0 | \$0 |
| Intrafund | \$0 | \$0 | \$0 | \$0 | \$0 |
| Contingencies | \$0 | \$0 | \$0 | \$0 | \$0 |
| Gross Costs | \$918,708 | \$1,054,038 | \$976,056 | \$0 | \$976,056 |
| Fund Balance | \$0 | \$0 | \$0 | \$0 | \$0 |
| Net County Cost | \$860,072 | \$995,119 | \$913,365 | \$0 | \$913,365 |

*Net County Cost carryover savings included in the 2015-2016 Adopted Final Budget is \$144,580.

PROGRAM DISCUSSION

At the proposed level of funding, the Department can maintain a variety of administrative and legislative services affecting County residents. The Board is responsible for setting County policy and approving the annual County budget which fund all Departments. They provide direction as members of several local and statewide policies boards including the California State Association of Counties (CSAC), Local Agency Formation Commission (LAFCO), the Stanislaus Council of Governments (StanCOG), the San Joaquin Valley Unified Air Pollution Control District (Air Board), Agricultural Advisory Board, Stanislaus County Employee Retirement Board (StanCERA), and many others. Each Board member assists with matters for the constituents who reside within their Supervisorial District with aid of their Field Representative. There are three full time staff members who provide office and administrative functions to support the Board Division.

This Proposed Budget includes funds for the Swearing-In Event for elected County Supervisors that will occur in January of 2017, and for the costs associated with a new Board member including stationary and classes offered by the California State Association of Counties (CSAC).

The Board of Supervisors' budget funds the Special Audit which provides for the auditing services for fiscal year ending June 30, 2016. This work is performed in compliance with all Federal, State, and local laws, ordinances and codes and in a manner set forth by industry guidelines and standards. The Audit cost will increase in Budget Year 2016-2017, by \$2,300 over last fiscal year for a total cost of \$88,000. Estimated departmental revenue of \$62,691 will partially offset the cost of the audit.

The Board of Supervisors anticipates carrying forward approximately \$65,000 in net county cost savings earned in prior years, which will be fully used in Budget Year 2016-2017 for Salaries and Benefits. It is estimated that an additional \$62,826 in funds will be needed for Salaries and Benefits to balance this Proposed Budget. Therefore, in Fiscal Budget 2016-2017, the Board of Supervisors' budget will move out of the Phase I Net County Cost Program and into the Phase II Strategic Savings Program.

Stanislaus County Code Section 2.04.030 provides a procedure and formula for evaluating Board of Supervisors' compensation no later than October 1st of each year, and requires the Chief Executive Officer to report in an open public meeting any change in compensation. This annual review will occur after the close of Fiscal Year 2015-2016, and any change in base salary compensation would be effective on the first full pay period in January 2017.

STAFFING IMPACTS

Total current authorized positions— 9

The Board of Supervisors relies on Field Representatives for administrative support and representation at public events, among other duties. Historically, each of the five Supervisors was supported by a Field Representative. In April, 2011, each of the Field Representatives reduced their working hours to 30 hours per week in an effort to achieve budget efficiencies. Further reductions followed, including a reduction-in-force of one Field Representative, effective December 31, 2011. On February 28, 2012, the Board of Supervisors approved a reorganization of the Field Representatives, resulting in the current assignments of three Field Representatives working 40 hours each per week. One of the Field Representatives supports three Board members, another supports two Board members, and the third provides phone coverage and general administrative support to the Board of Supervisors and the Clerk of the Board. The demands placed on the Board of Supervisors now indicate a need to review support staff duties and requirements. It is anticipated that the review will be completed and any recommendations for change will be included in the 2016-2017 Final Budget for the Board of Supervisors' consideration.

There are no requested changes to the current level of staffing.

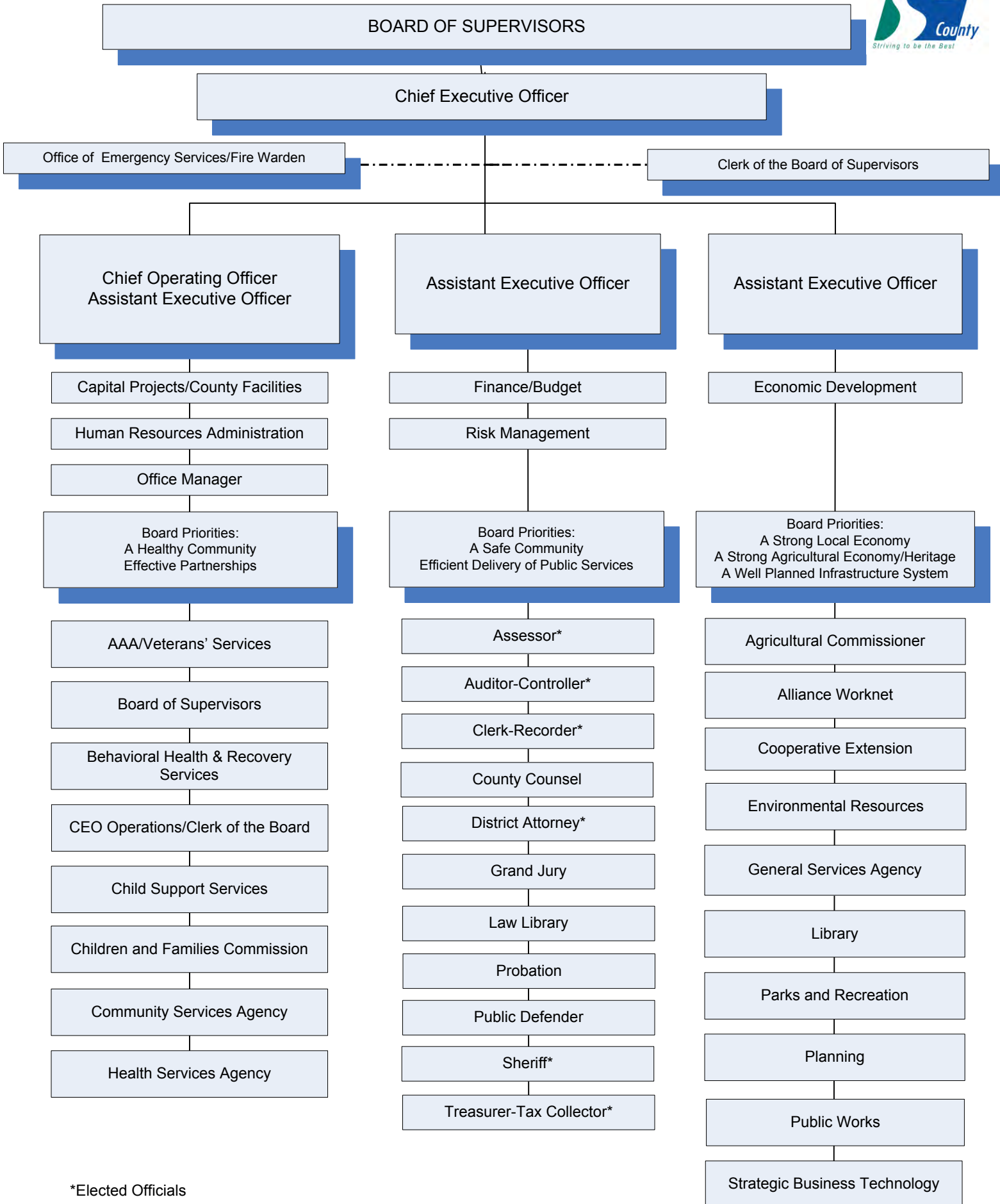
RECOMMENDED PROPOSED BUDGET

It is recommended that a budget of \$976,056 be approved for the Board of Supervisors. This budget is funded from \$62,691 is estimated department revenue and a \$913,365 contribution from the General

Fund. The Department anticipates the need of approximately \$65,000 of prior year General Fund Net County cost savings to fully fund the projected 2016-2017 Budget. The total General Fund net county cost savings will be included in the Final Budget.

Total recommended authorized positions— 9

**STANISLAUS COUNTY
CHIEF EXECUTIVE OFFICE**



*Elected Officials

STANISLAUS COUNTY, CALIFORNIA
Budget Year 2016-2017

FISCAL GENERAL SERVICES
Legislative/Administrative



CHIEF EXECUTIVE OFFICE
Stan Risen, Chief Executive Officer

| BUDGET AT A GLANCE | |
|---------------------------------------|--------------------|
| Gross Costs | \$7,545,278 |
| Total Revenue | \$3,887,864 |
| Fund Balance/Retained Earnings | \$0 |
| Net County Cost | \$3,657,414 |
| Total Recommended Staffing | 57 |
| % Funded by Local Discretionary Funds | 48.5% |

MISSION STATEMENT

The mission of the Chief Executive Office is to lead, to guide, to implement the County vision “to be the best.”

ACCOMPLISHMENTS AND OBJECTIVES

During the upcoming year, the Chief Executive Office will continue to focus on providing overall leadership and effective management of County government. The Office oversees the management of County resources; provides for the long-range financial, facilities and organizational planning; facilitates the development and implementation of the Board’s goals and outcomes; and ensures the most effective use of County personnel, money, facilities and equipment. The Accomplishments of Fiscal Year 2015-2016 and Objectives for Budget Year 2016-2017 for the Chief Executive Office—Operations and Services include:

| FISCAL YEAR 2015-2016 ACCOMPLISHMENTS | |
|--|---|
| ◆ | Received 13 th consecutive Government Finance Officers Association (GFOA) Award for Distinguished Budget Presentation |
| ◆ | In partnership with the Focus on Prevention Stewardship Council and Homeless Action Council, held Community Convening for Preventing Homelessness in October 2015 |
| ◆ | Initiated Technology Innovation program to address technology improvements in County departments for improved customer service |
| ◆ | Constructed and opened the new state-of-the-art Coroner’s facility and Day Reporting Center |
| ◆ | Established an internal Budget Leadership Forum, for succession-planning purposes and leadership development of financial managers |
| ◆ | Redesigned and stream-lined the Board Agenda Item process |
| ◆ | Expanded public information sharing through new web page, press releases and Twitter, as well as continued support for StanEmergency.com |
| ◆ | Completed Phase I Public Safety Restoration (PSR) for improved services and support for a Safe Community |

**BUDGET YEAR 2016-2017
OBJECTIVES**

- ◆ Continue a re-evaluation process around the County's Mission, Vision and Values to develop priorities and goals that will take the County to Budget Year 2020 and beyond
- ◆ Refine the County Budget as a policy document, to include return on investment and performance outcomes
- ◆ Lead the County in performance visioning and reporting of business results
- ◆ Design a two-year budget strategy for implementation in 2017-2018
- ◆ Implement Phase II of Technology Innovation to include enterprise-wide automation projects and Department projects designed to move customers on-line instead of in-line
- ◆ Strengthen the connection between County Department services and Focus on Prevention priorities and results areas
- ◆ Implement Phase II of Public Safety Restoration
- ◆ Complete construction of AB 900 Phase II Public Safety Center Expansion projects
- ◆ Lead several key business visioning and facility planning efforts for departments in A Healthy Community

BUDGETS WITHIN THE CHIEF EXECUTIVE OFFICE INCLUDE:

- ◆ Operations and Services
- ◆ Risk Management

STANISLAUS COUNTY, CALIFORNIA
Budget Year 2016-2017



FISCAL GENERAL SERVICES
Legislative/Administrative

CHIEF EXECUTIVE OFFICE—OPERATIONS AND SERVICES

Budget Unit 0100 0015000
 General Fund

SERVICES PROVIDED

The Chief Executive Office provides for the overall leadership and effective management of County government, pursuant to Board policy and the adopted budget. Specifically, the Office oversees the management of County resources; provides for the long-range financial, facility, and organizational planning; and ensures that County departments are producing services and results in accordance with the Board's goals, priorities, policies, budgets, and legal mandates; and improves management and business procedures to guarantee the most effective use of County personnel, money, facilities and equipment. This budget funds the staffing and most of the operational costs for the Human Resources, Capital Projects, Operations and Services, and Economic Development Divisions and the Clerk of the Board.

| Chief Executive Office - Operations and Services | | | | | |
|---|-----------------------------|--|--|--|--|
| Classification | 2014-2015 Actual | 2015-2016 Adopted Final Budget* | 2016-2017 Requested Proposed Budget | 2016-2017 Recommended Adjustments | 2016-2017 Recommended Proposed Budget |
| Taxes | \$0 | \$0 | \$0 | \$0 | \$0 |
| Licenses, Permits, Franchises | \$0 | \$0 | \$0 | \$0 | \$0 |
| Fines, Forfeitures, Penalties | \$0 | \$0 | \$0 | \$0 | \$0 |
| Revenue from use of Assets | \$0 | \$0 | \$0 | \$0 | \$0 |
| Intergovernmental Revenue | \$0 | \$0 | \$0 | \$0 | \$0 |
| Charges for Service | \$2,216,202 | \$2,453,852 | \$2,469,517 | \$0 | \$2,469,517 |
| Miscellaneous Revenue | \$1,041 | \$750 | \$650 | \$0 | \$650 |
| Other Financing Sources | \$0 | \$7,500 | \$25,000 | \$0 | \$25,000 |
| Total Revenue | \$2,217,243 | \$2,462,102 | \$2,495,167 | \$0 | \$2,495,167 |
| Salaries and Benefits | \$4,168,990 | \$4,308,725 | \$4,193,868 | \$0 | \$4,193,868 |
| Services and Supplies | \$893,626 | \$3,087,843 | \$1,279,095 | \$0 | \$1,279,095 |
| Other Charges | \$352,110 | \$433,292 | \$414,371 | \$0 | \$414,371 |
| Fixed Assets | \$0 | \$0 | \$0 | \$0 | \$0 |
| Other Financing Uses | \$0 | \$0 | \$0 | \$0 | \$0 |
| Equity | \$0 | \$0 | \$0 | \$0 | \$0 |
| Intrafund | \$60 | \$50 | \$300 | \$0 | \$300 |
| Contingencies | \$0 | \$0 | \$0 | \$0 | \$0 |
| Gross Costs | \$5,414,786 | \$7,829,910 | \$5,887,634 | \$0 | \$5,887,634 |
| Fund Balance | \$0 | \$0 | \$0 | \$0 | \$0 |
| Net County Cost | \$3,197,543 | \$5,367,808 | \$3,392,467 | \$0 | \$3,392,467 |

*Net County Cost carryover savings included in the 2015-2016 Adopted Final Budget is \$1,975,341.

PROGRAM DISCUSSION

At the proposed level of funding, the Department can maintain responsibility for finance, budget, debt management, human resources, departmental relations, public information, legislative and departmental training functions, Clerk of the Board, as well as capital projects, countywide leadership development, business improvement, economic and community development, and organizational performance.

The Department anticipates carrying forward approximately \$1.3 million in net county cost savings earned in prior years, and would use the full amount to balance this Proposed Budget.

STAFFING IMPACTS

Total current authorized positions— 45

There are no requested changes to the current level of staffing.

RECOMMENDED PROPOSED BUDGET

It is recommended that a budget of \$5,887,634 be approved for the Chief Executive Office – Operations and Services. This budget is funded from \$2,495,167 in estimated departmental revenue and a \$3,392,467 contribution from the General Fund. The Department anticipates the need of approximately \$1.3 million of prior year General Fund net county cost savings to fully fund the projected 2016-2017 budget. The total General Fund net county cost savings will be included in the Final Budget.

Total recommended authorized positions— 45

STANISLAUS COUNTY, CALIFORNIA
Budget Year 2016-2017
FISCAL GENERAL SERVICES
Other General



CHIEF EXECUTIVE OFFICE—RISK MANAGEMENT DIVISION

Budget Unit 0100 0015600
General Fund

MISSION STATEMENT

The mission of the Risk Management Division of the Chief Executive Office is to be an organization delivering progressive risk management services valued by County departments and customers.

ACCOMPLISHMENTS AND OBJECTIVES

During the next budget year, the CEO-Risk Management Division will continue to focus resources on providing critical services and mandated compliance programs. The Accomplishments of Fiscal Year 2015-2016 and Objectives for Budget Year 2016-2017 for the Chief Executive Office - Risk Management Division include:

**FISCAL YEAR 2015-2016
ACCOMPLISHMENTS**

- ◆ Disability Management – worked with the Chief Executive Office and Department Human Resources staff to ensure Interactive Process meetings with injured and ill employees were conducted and effectively managed
- ◆ Employee Benefits – successfully reconfigured PeopleSoft, the County's Human Resources Information System, to accurately reflect Affordable Care Act reporting requirements that comport to Internal Revenue Service guidelines, which enabled the County to meet reporting deadlines
- ◆ Liability and Insurance – in partnership with the General Services Agency and Strategic Business Technology, designed and implemented an online Contract Insurance Management System (CIMS) to allow simplified tracking and monitoring of insurance documents associated with contracts entered into by the County
- ◆ Safety – implemented the online driver policy acknowledgement for employees including auto-generated reminder notices to employees and automated monthly notices to Department Safety Representatives to assure compliance with the policy

**BUDGET YEAR 2016-2017
OBJECTIVES**

- ◆ Disability Management – work with Chief Executive Office Human Resources staff to revamp the pre-employment drug testing and physical evaluation process that comports to State and Federal legal requirements, and supports the County’s mission, vision, and core values
- ◆ Employee Benefits – evaluate, and implement if possible, a standard process for retirees, COBRA enrollees, and employees on unpaid leaves of absences to make automated payments for healthcare premium costs
- ◆ Liability and Insurance – continue to work with County Counsel and California State Association of Counties (CSAC) – Excess Insurance Authority (EIA) on implementing the County’s updated insurance requirements and contract language templates
- ◆ Safety – continue to track department training compliance, review and revise existing safety policies as appropriate, and continue to promote safety throughout the organization to maintain the County’s lower-than-average Occupational Safety and Health Administration (OSHA) incident rate

STANISLAUS COUNTY, CALIFORNIA
Budget Year 2016-2017



FISCAL GENERAL SERVICES
Other General

CHIEF EXECUTIVE OFFICE—RISK MANAGEMENT DIVISION

Budget Unit 0100 0015600
 General Fund

SERVICES PROVIDED

This budget funds personnel and administrative operations of the CEO-Risk Management Division. The Division administers nine budgets in five functional areas including Administration, Employee Benefits (medical, dental, vision, life, and unemployment insurance), Liability Claims/Insurance (general and professional liability), Disability Management (workers' compensation), and Safety.

| Chief Executive Office - Risk Management Division | | | | | |
|--|-----------------------------|--|--|--|--|
| Classification | 2014-2015 Actual | 2015-2016 Adopted Final Budget* | 2016-2017 Requested Proposed Budget | 2016-2017 Recommended Adjustments | 2016-2017 Recommended Proposed Budget |
| Taxes | \$0 | \$0 | \$0 | \$0 | \$0 |
| Licenses, Permits, Franchises | \$0 | \$0 | \$0 | \$0 | \$0 |
| Fines, Forfeitures, Penalties | \$0 | \$0 | \$0 | \$0 | \$0 |
| Revenue from use of Assets | \$0 | \$0 | \$0 | \$0 | \$0 |
| Intergovernmental Revenue | \$0 | \$0 | \$0 | \$0 | \$0 |
| Charges for Service | \$1,197,504 | \$1,266,838 | \$1,392,697 | \$0 | \$1,392,697 |
| Miscellaneous Revenue | \$336 | \$0 | \$0 | \$0 | \$0 |
| Other Financing Sources | \$0 | \$0 | \$0 | \$0 | \$0 |
| Total Revenue | \$1,197,840 | \$1,266,838 | \$1,392,697 | \$0 | \$1,392,697 |
| Salaries and Benefits | \$1,205,936 | \$1,574,689 | \$1,347,530 | \$0 | \$1,347,530 |
| Services and Supplies | \$109,827 | \$128,150 | \$225,200 | \$0 | \$225,200 |
| Other Charges | \$65,955 | \$71,416 | \$84,614 | \$0 | \$84,614 |
| Fixed Assets | \$0 | \$0 | \$0 | \$0 | \$0 |
| Other Financing Uses | \$0 | \$0 | \$0 | \$0 | \$0 |
| Equity | \$0 | \$0 | \$0 | \$0 | \$0 |
| Intrafund | \$0 | \$300 | \$300 | \$0 | \$300 |
| Contingencies | \$0 | \$0 | \$0 | \$0 | \$0 |
| Gross Costs | \$1,381,718 | \$1,774,555 | \$1,657,644 | \$0 | \$1,657,644 |
| Fund Balance | \$0 | \$0 | \$0 | \$0 | \$0 |
| Net County Cost | \$183,878 | \$507,717 | \$264,947 | \$0 | \$264,947 |

*Net County Cost carryover savings included in the 2015-2016 Adopted Final Budget is \$242,770.

PROGRAM DISCUSSION

At the proposed level of funding, the Department can maintain its core program services in workers' compensation, administration, safety training, Occupational Safety and Health Administration (OSHA) compliance, employee benefit administration, property and casualty insurance, general and auto liability insurance, medical malpractice insurance, and employee leave administration.

It is estimated that approximately \$230,000 in net county cost carryover savings will be available at the close of Fiscal Year 2015-2016. It is anticipated that \$58,000 in net county cost carryover savings from prior fiscal years will be needed to support the programs in the Risk Management Division in the 2016-2017 Budget Year, including the replacement of Automatic External Defibrillator (AED) units and increased operating costs.

The Risk Management Division's budget and corresponding departmental charges are increasing this year due to increases in operating costs and the planned purchase of 107 AED units. The AED units are planned to be purchased in June of 2017 in order to replace the existing units that will be out of warranty shortly thereafter. The new units will have an eight-year warranty.

The current AED units were leased in 2011, which cost the County approximately \$35,000 per year for four years. During Fiscal Year 2015-2016, the County expanded the program and purchased 59 additional units to address current facility needs and a new program to deploy AED units in high risk field assignments. In February 2016, the County's Safety Board approved the plan to purchase 107 new units to replace the existing units, which will cost approximately \$127,000. The \$35,000 that was previously budgeted for AED lease costs will be used to partially offset the purchase. The remaining \$92,000 will be funded by approximately \$64,000 in departmental charges and \$28,000 in net county cost carryover savings. The purchase of the AED units is one-time, and will re-occur in eight years. Ongoing, there will be costs related to the replacement of batteries and pads for the units.

STAFFING IMPACTS

Total current authorized positions— 12

There are no requested changes to the current level of staffing.

RECOMMENDED PROPOSED BUDGET

It is recommended that a budget of \$1,657,644 be approved for Chief Executive Office – Risk Management Division. This budget is funded by \$1,392,697 in estimated departmental revenue and a \$264,947 contribution from the General Fund.

Total recommended authorized positions— 12

STANISLAUS COUNTY, CALIFORNIA
Budget Year 2016-2017



FISCAL GENERAL SERVICES
Transportation Terminals

CHIEF EXECUTIVE OFFICE—AIRPORT

Budget Unit 0100 0016041
 General Fund

SERVICES PROVIDED

This Chief Executive Office – Airport budget provides funding for improvements at the Modesto City/County Airport. The revenue received from Aircraft Taxes is used to fund this budget and is transferred to the City of Modesto for improvements to the facility. Such improvements included maintenance of airplane hangars, installation of fire suppression systems and security improvements.

| Chief Executive Office - Airport | | | | | |
|---|-----------------------------|--|--|--|--|
| Classification | 2014-2015 Actual | 2015-2016 Adopted Final Budget* | 2016-2017 Requested Proposed Budget | 2016-2017 Recommended Adjustments | 2016-2017 Recommended Proposed Budget |
| Taxes | \$0 | \$0 | \$0 | \$0 | \$0 |
| Licenses, Permits, Franchises | \$0 | \$0 | \$0 | \$0 | \$0 |
| Fines, Forfeitures, Penalties | \$0 | \$0 | \$0 | \$0 | \$0 |
| Revenue from use of Assets | \$0 | \$0 | \$0 | \$0 | \$0 |
| Intergovernmental Revenue | \$0 | \$0 | \$0 | \$0 | \$0 |
| Charges for Service | \$0 | \$0 | \$0 | \$0 | \$0 |
| Miscellaneous Revenue | \$0 | \$0 | \$0 | \$0 | \$0 |
| Other Financing Sources | \$0 | \$0 | \$0 | \$0 | \$0 |
| Total Revenue | \$0 | \$0 | \$0 | \$0 | \$0 |
| Salaries and Benefits | \$0 | \$0 | \$0 | \$0 | \$0 |
| Services and Supplies | \$241,000 | \$190,000 | \$180,000 | \$0 | \$180,000 |
| Other Charges | \$0 | \$0 | \$0 | \$0 | \$0 |
| Fixed Assets | \$0 | \$0 | \$0 | \$0 | \$0 |
| Other Financing Uses | \$0 | \$0 | \$0 | \$0 | \$0 |
| Equity | \$0 | \$0 | \$0 | \$0 | \$0 |
| Intrafund | \$0 | \$0 | \$0 | \$0 | \$0 |
| Contingencies | \$0 | \$0 | \$0 | \$0 | \$0 |
| Gross Costs | \$241,000 | \$190,000 | \$180,000 | \$0 | \$180,000 |
| Fund Balance | \$0 | \$0 | \$0 | \$0 | \$0 |
| Net County Cost | \$241,000 | \$190,000 | \$180,000 | \$0 | \$180,000 |

*Net County Cost carryover savings included in the 2015-2016 Adopted Final Budget is \$0.

PROGRAM DISCUSSION

At the proposed level of funding, the City of Modesto will continue planned facility and equipment improvement projects. Revenue from Aircraft Taxes is posted once a year and is budgeted in the Discretionary Revenue budget. It is estimated that the County will receive \$180,000 in revenue for Budget Year 2016-2017. Aircraft tax revenue has been decreasing due to the number of aircraft in the county and the decreased value as the aircrafts age. Specifically, this funding will be available to use as local match in securing airline service or to fund capital improvements as approved by the Airport Advisory Board during Budget Year 2016-2017. A status report on the capital improvements completed will be provided to the Chief Executive Office within 60 days after the end of the fiscal year.

STAFFING IMPACTS

Total current authorized positions— 0

RECOMMENDED PROPOSED BUDGET

It is recommended that a budget of \$180,000 be approved for the Chief Executive Office – Airport budget. This budget is funded by an \$180,000 contribution from the General Fund.

Total recommended authorized positions— 0

STANISLAUS COUNTY, CALIFORNIA
Budget Year 2016-2017
FISCAL GENERAL SERVICES
Other General



CHIEF EXECUTIVE OFFICE—APPROPRIATIONS FOR CONTINGENCIES

Budget Unit 0100 0016071
 General Fund

SERVICES PROVIDED

The Appropriations for Contingencies budget serves as the contingency fund for Stanislaus County. Funds from Contingencies can only be transferred by a 4/5 vote of the Board of Supervisors to operating budgets for emergencies and other unanticipated expenses. As part of the 2015-2016 Adopted Final Budget, the Board of Supervisors adopted a policy to fund the base amount in the Appropriations for Contingencies budget at the minimum level of 2% of total projected General Fund revenue of the same budget year.

The chart below lists the transfers from Appropriations for Contingencies for the last five years:

| FISCAL YEAR | AMOUNT TRANSFERRED |
|--------------------|---------------------------|
| 2011-2012 | \$10,000 |
| 2012-2013 | \$1,966,747 |
| 2013-2014 | \$1,556,700 |
| 2014-2015 | \$3,472,613 |
| 2015-2016* | See Below |

*As of March 31, 2016

As of March 31, 2016, approximately \$2.7 million in funding from Appropriations for Contingencies was approved for use for critical unmet needs that occurred during the operating year. These included: \$1,232,173 for IT innovations projects; \$503,616 for termination and retirement cashouts; \$391,028 for compensated time off, equipment, software and mutual aid costs for the Sheriff; \$292,832 for overtime, litigation, witness, transcription and IT equipment costs for the District Attorney; \$186,299 for increased costs associated with the N. McHenry revenue sharing agreement with the City of Modesto; and \$55,066 for increased GIS charges and staffing costs for the Assessor.

| Chief Executive Office - Appropriations for Contingencies | | | | | |
|--|-----------------------------|--|--|--|--|
| Classification | 2014-2015 Actual | 2015-2016 Adopted Final Budget* | 2016-2017 Requested Proposed Budget | 2016-2017 Recommended Adjustments | 2016-2017 Recommended Proposed Budget |
| Taxes | \$0 | \$0 | \$0 | \$0 | \$0 |
| Licenses, Permits, Franchises | \$0 | \$0 | \$0 | \$0 | \$0 |
| Fines, Forfeitures, Penalties | \$0 | \$0 | \$0 | \$0 | \$0 |
| Revenue from use of Assets | \$0 | \$0 | \$0 | \$0 | \$0 |
| Intergovernmental Revenue | \$0 | \$0 | \$0 | \$0 | \$0 |
| Charges for Service | \$0 | \$0 | \$0 | \$0 | \$0 |
| Miscellaneous Revenue | \$0 | \$0 | \$0 | \$0 | \$0 |
| Other Financing Sources | \$0 | \$0 | \$0 | \$0 | \$0 |
| Total Revenue | \$0 | \$0 | \$0 | \$0 | \$0 |
| Salaries and Benefits | \$0 | \$0 | \$0 | \$0 | \$0 |
| Services and Supplies | \$0 | \$0 | \$0 | \$0 | \$0 |
| Other Charges | \$0 | \$0 | \$0 | \$0 | \$0 |
| Fixed Assets | \$0 | \$0 | \$0 | \$0 | \$0 |
| Other Financing Uses | \$0 | \$0 | \$0 | \$0 | \$0 |
| Equity | \$0 | \$0 | \$0 | \$0 | \$0 |
| Intrafund | \$0 | \$0 | \$0 | \$0 | \$0 |
| Contingencies | \$0 | \$8,170,864 | \$14,230,864 | \$0 | \$14,230,864 |
| Gross Costs | \$0 | \$8,170,864 | \$14,230,864 | \$0 | \$14,230,864 |
| Fund Balance | \$0 | \$0 | \$0 | \$0 | \$0 |
| Net County Cost | \$0 | \$8,170,864 | \$14,230,864 | \$0 | \$14,230,864 |

*Net County Cost carryover savings included in the 2015-2016 Adopted Final Budget is \$0.

PROGRAM DISCUSSION

At the proposed level of funding, the Department can maintain a moderate level of funding for unexpected fiscal and program exposures or emergencies which may occur as a result of changes in the economy, reductions in Federal and State revenues, or other program and community needs.

In addition to the base funding of \$5,820,864 for Appropriations for Contingencies, the proposed level of funding includes an additional \$8.4 million to provide funding for additional exposures and opportunities to be considered during Budget Year 2016-2017, to include:

- ◆ One-time termination cash-out expenses. As the County’s workforce changes through retirements and resignations, one-time expenses to cash out employee accrued benefits result often in an expense that cannot be absorbed within a department’s operating budget without a reduction in the current level of service. Departments engaged in zero-based budgeting are precluded from funding termination cash-outs at the beginning of the year and contingency funding can be accessed during the budget year, if needed, to fund these costs with Board approval. Funds are included to allow for funding of these exposures when there is no alternative other than a reduction in program levels;
- ◆ Funding for authorized salary costs greater than the Zero-Based Budget for General Fund Departments that achieve less than a 5% vacancy rate;
- ◆ Funding for required additional staffing and operations of the AB 900 Phase II Public Safety Center Expansion Projects, scheduled to be put into operation in March 2017;
- ◆ Potential costs for expert witnesses needed to support evidence presented for convictions in multi-defendant cases; and
- ◆ Funding for the 2016 Presidential General Election.

STAFFING IMPACTS

Total current authorized positions— 0

RECOMMENDED PROPOSED BUDGET

It is recommended that a budget of \$14,230,864 be approved for the Chief Executive Office – Appropriations for Contingencies. This budget is funded from a \$14,230,864 contribution from the General Fund.

Total recommended authorized positions— 0

STANISLAUS COUNTY, CALIFORNIA
Budget Year 2016-2017
FISCAL GENERAL SERVICES
Finance



CHIEF EXECUTIVE OFFICE—CAPITAL IMPROVEMENT FINANCING AUTHORITY

Budget Unit 0100 0016021
 General Fund

SERVICES PROVIDED

The Capital Improvement Financing Authority (CIFA) budget provides funding for certain financial borrowing expenses and other professional staff service costs related to County financing initiatives.

| Chief Executive Office - C.I.F.A. | | | | | |
|--|-----------------------------|--|--|--|--|
| Classification | 2014-2015 Actual | 2015-2016 Adopted Final Budget* | 2016-2017 Requested Proposed Budget | 2016-2017 Recommended Adjustments | 2016-2017 Recommended Proposed Budget |
| Taxes | \$0 | \$0 | \$0 | \$0 | \$0 |
| Licenses, Permits, Franchises | \$0 | \$0 | \$0 | \$0 | \$0 |
| Fines, Forfeitures, Penalties | \$0 | \$0 | \$0 | \$0 | \$0 |
| Revenue from use of Assets | \$0 | \$0 | \$0 | \$0 | \$0 |
| Intergovernmental Revenue | \$0 | \$0 | \$0 | \$0 | \$0 |
| Charges for Service | \$0 | \$0 | \$0 | \$0 | \$0 |
| Miscellaneous Revenue | \$0 | \$0 | \$0 | \$0 | \$0 |
| Other Financing Sources | \$0 | \$0 | \$0 | \$0 | \$0 |
| Total Revenue | \$0 | \$0 | \$0 | \$0 | \$0 |
| Salaries and Benefits | \$0 | \$0 | \$0 | \$0 | \$0 |
| Services and Supplies | \$29,565 | \$140,633 | \$140,633 | \$0 | \$140,633 |
| Other Charges | \$0 | \$0 | \$0 | \$0 | \$0 |
| Fixed Assets | \$0 | \$0 | \$0 | \$0 | \$0 |
| Other Financing Uses | \$0 | \$0 | \$0 | \$0 | \$0 |
| Equity | \$0 | \$0 | \$0 | \$0 | \$0 |
| Intrafund | \$0 | \$0 | \$0 | \$0 | \$0 |
| Contingencies | \$0 | \$0 | \$0 | \$0 | \$0 |
| Gross Costs | \$29,565 | \$140,633 | \$140,633 | \$0 | \$140,633 |
| Fund Balance | \$0 | \$0 | \$0 | \$0 | \$0 |
| Net County Cost | \$29,565 | \$140,633 | \$140,633 | \$0 | \$140,633 |

*Net County Cost carryover savings included in the 2015-2016 Adopted Final Budget is \$0.

PROGRAM DISCUSSION

At the proposed level of funding, the Department can maintain the following anticipated expenses:

- ◆ \$85,513 for arbitrage and disclosure services;
- ◆ \$35,120 for financial advisor charges related to financing initiatives and analysis; and
- ◆ \$20,000 for commercial insurance.

At the current level of funding, this budget achieves its Net County Cost by prioritizing funding for certain financial borrowing expenses and other professional staff services costs related to County financing initiatives.

STAFFING IMPACTS

Total current authorized positions— 0

RECOMMENDED PROPOSED BUDGET

It is recommended that a budget of \$140,633 be approved for the Chief Executive Office – Capital Improvement Financing Authority budget, funded from a \$140,633 contribution from the General Fund.

Total recommended authorized positions— 0

STANISLAUS COUNTY, CALIFORNIA
Budget Year 2016-2017
FISCAL GENERAL SERVICES
Property Management



CHIEF EXECUTIVE OFFICE—COUNTY FACILITIES

Budget Unit 0100 0016091
 General Fund

SERVICES PROVIDED

The County Facilities budget provides funding for minor facility improvements and costs associated with maintaining certain County property.

| Chief Executive Office - County Facilities | | | | | |
|---|-----------------------------|--|--|--|--|
| Classification | 2014-2015 Actual | 2015-2016 Adopted Final Budget* | 2016-2017 Requested Proposed Budget | 2016-2017 Recommended Adjustments | 2016-2017 Recommended Proposed Budget |
| Taxes | \$0 | \$0 | \$0 | \$0 | \$0 |
| Licenses, Permits, Franchises | \$0 | \$0 | \$0 | \$0 | \$0 |
| Fines, Forfeitures, Penalties | \$0 | \$0 | \$0 | \$0 | \$0 |
| Revenue from use of Assets | \$0 | \$5,750 | \$5,750 | \$0 | \$5,750 |
| Intergovernmental Revenue | \$0 | \$0 | \$0 | \$0 | \$0 |
| Charges for Service | \$0 | \$0 | \$0 | \$0 | \$0 |
| Miscellaneous Revenue | \$9,207 | \$0 | \$0 | \$0 | \$0 |
| Other Financing Sources | \$0 | \$0 | \$0 | \$0 | \$0 |
| Total Revenue | \$9,207 | \$5,750 | \$5,750 | \$0 | \$5,750 |
| Salaries and Benefits | \$0 | \$0 | \$0 | \$0 | \$0 |
| Services and Supplies | \$15,988 | \$3,441,332 | \$79,467 | \$0 | \$79,467 |
| Other Charges | \$568,250 | \$673,205 | \$648,609 | \$0 | \$648,609 |
| Fixed Assets | \$0 | \$0 | \$0 | \$0 | \$0 |
| Other Financing Uses | \$4,783,530 | \$0 | \$0 | \$0 | \$0 |
| Equity | \$0 | \$0 | \$0 | \$0 | \$0 |
| Intrafund | \$27,192 | \$53,539 | \$40,000 | \$0 | \$40,000 |
| Contingencies | \$0 | \$0 | \$0 | \$0 | \$0 |
| Gross Costs | \$5,394,960 | \$4,168,076 | \$768,076 | \$0 | \$768,076 |
| Fund Balance | \$0 | \$0 | \$0 | \$0 | \$0 |
| Net County Cost | \$5,385,753 | \$4,162,326 | \$762,326 | \$0 | \$762,326 |

*Net County Cost carryover savings included in the 2015-2016 Adopted Final Budget is \$0.

PROGRAM DISCUSSION

At the proposed level of funding, the Department can maintain the majority of the minor facility improvements and costs associated with maintaining certain County property, telecommunications and internet service for the United Community Center in Grayson, utilities, building and preventative maintenance associated with the Keyes Community Center, Paradise-Burbank Hall, the Law Library, Mancini Hall, 12th Street Parking Garage, and for other County facility related expenses.

At the current level of funding, this budget achieves its Net County Cost by prioritizing funding for certain facility expenses and other expenses related to minor County facilities improvements and costs associated with maintain certain County property.

STAFFING IMPACTS

Total current authorized positions— 0

RECOMMENDED PROPOSED BUDGET

It is recommended that a budget of \$768,076 be approved for the Chief Executive Office – County Facilities, funded from \$5,750 in estimated departmental revenue and a \$762,326 contribution from the General Fund.

Total recommended authorized positions— 0

STANISLAUS COUNTY, CALIFORNIA
Budget Year 2016-2017
FISCAL GENERAL SERVICES
Transportation Terminals



CHIEF EXECUTIVE OFFICE—CROWS LANDING AIR FACILITY

Budget Unit 0100 0016046
 General Fund

SERVICES PROVIDED

The Crows Landing Air Facility budget provides funding for security, general liability, and master planning of the air facility acquired from the Federal government in late 2004. The Chief Executive Office currently manages an agricultural lease agreement of approximately 1,112 acres. Lease revenue is a significant component to the progressive and on-going planning of this development project. A security contract with local law enforcement is also in place for patrol services.

| Chief Executive Office - Crows Landing Air Facility | | | | | |
|--|-----------------------------|--|--|--|--|
| Classification | 2014-2015 Actual | 2015-2016 Adopted Final Budget* | 2016-2017 Requested Proposed Budget | 2016-2017 Recommended Adjustments | 2016-2017 Recommended Proposed Budget |
| Taxes | \$0 | \$0 | \$0 | \$0 | \$0 |
| Licenses, Permits, Franchises | \$0 | \$0 | \$0 | \$0 | \$0 |
| Fines, Forfeitures, Penalties | \$0 | \$0 | \$0 | \$0 | \$0 |
| Revenue from use of Assets | \$187,131 | \$182,794 | \$177,535 | \$0 | \$177,535 |
| Intergovernmental Revenue | \$0 | \$0 | \$0 | \$0 | \$0 |
| Charges for Service | \$0 | \$0 | \$0 | \$0 | \$0 |
| Miscellaneous Revenue | \$23,705 | \$40,000 | \$80,000 | \$0 | \$80,000 |
| Other Financing Sources | \$0 | \$0 | \$0 | \$0 | \$0 |
| Total Revenue | \$210,836 | \$222,794 | \$257,535 | \$0 | \$257,535 |
| Salaries and Benefits | \$0 | \$0 | \$0 | \$0 | \$0 |
| Services and Supplies | \$323,444 | \$219,800 | \$237,495 | \$0 | \$237,495 |
| Other Charges | \$3,866 | \$2,994 | \$20,040 | \$0 | \$20,040 |
| Fixed Assets | \$0 | \$0 | \$0 | \$0 | \$0 |
| Other Financing Uses | \$0 | \$0 | \$0 | \$0 | \$0 |
| Equity | \$0 | \$0 | \$0 | \$0 | \$0 |
| Intrafund | \$0 | \$0 | \$0 | \$0 | \$0 |
| Contingencies | \$0 | \$0 | \$0 | \$0 | \$0 |
| Gross Costs | \$327,310 | \$222,794 | \$257,535 | \$0 | \$257,535 |
| Fund Balance | \$0 | \$0 | \$0 | \$0 | \$0 |
| Net County Cost | \$116,474 | \$0 | \$0 | \$0 | \$0 |

*Net County Cost carryover savings included in the 2015-2016 Adopted Final Budget is \$0.

PROGRAM DISCUSSION

At the proposed level of funding, the Chief Executive Office will continue to move forward with the Crows Landing Air Facility project. The primary emphasis of this economic development project continues to be future job creation opportunities as appropriate, based on economic conditions. The Chief Executive Office will continue to provide on-going support to the property management oversight of the farm lease and security contract. A three year farm lease between Stanislaus County and Melvin T. Wheeler and Sons was entered into in November 2010 and the initial year was dedicated to restoring the agricultural viability of the property. On May 7, 2013 the Board approved an amended and restated farm lease for a term of two years, with the option for two one-year additional renewal terms. The current agreement terminates November 9, 2017. The existing security contract with the City of Patterson is in effect through November 30, 2017.

On October 15, 2013 the Board of Supervisors approved an agreement for professional services with AECOM Technical Services, Inc. for land use, engineering, and environmental consultant services for the Crows Landing development project. The agreement will culminate in the certification of an Environmental Impact Report; Board approval of a General Plan Amendment and Rezone; approval of an Airport Layout Plan; and approval of an Airport Land Use Compatibility Plan. Under the proposed agreement, AECOM will identify potential industrial use, business use, and other aviation-compatible land uses to optimize on-site job creation opportunities. AECOM is partnering closely with County staff to identify the most appropriate land use concept based on information from master plans describing transportation and infrastructure needs. The most appropriate land use configuration/concept will serve as the basis for project description under the California Environmental Quality Act (CEQA) and is expected to be completed in December 2016.

STAFFING IMPACTS

Total current authorized positions— 0

RECOMMENDED PROPOSED BUDGET

It is recommended that a budget of \$257,535 be approved for Chief Executive Office – Crows Landing Air Facility. This budget is funded by \$257,535 in estimated department revenue.

Total recommended authorized positions— 0

STANISLAUS COUNTY, CALIFORNIA
Budget Year 2016-2017
FISCAL GENERAL SERVICES
Legislative/Administrative



CHIEF EXECUTIVE OFFICE—DEBT SERVICE

Budget Unit 0100 0016081
 General Fund

SERVICES PROVIDED

This budget provides funding for County debt obligations. Gross debt obligations for Budget Year 2016-2017 total \$11,848,927. The chart below reflects the debt service obligations for Budget Year 2016-2017, including offsetting revenue.

| Chief Executive Office - Debt Service | | | | | |
|--|-----------------------------|--|--|--|--|
| Classification | 2014-2015 Actual | 2015-2016 Adopted Final Budget* | 2016-2017 Requested Proposed Budget | 2016-2017 Recommended Adjustments | 2016-2017 Recommended Proposed Budget |
| Taxes | \$0 | \$0 | \$0 | \$0 | \$0 |
| Licenses, Permits, Franchises | \$0 | \$0 | \$0 | \$0 | \$0 |
| Fines, Forfeitures, Penalties | \$0 | \$0 | \$0 | \$0 | \$0 |
| Revenue from use of Assets | \$508,240 | \$565,060 | \$575,860 | \$0 | \$575,860 |
| Intergovernmental Revenue | \$0 | \$0 | \$0 | \$0 | \$0 |
| Charges for Service | \$1,341,027 | \$1,177,930 | \$1,177,930 | \$0 | \$1,177,930 |
| Miscellaneous Revenue | (\$5,000) | \$0 | \$0 | \$0 | \$0 |
| Other Financing Sources | \$3,278,677 | \$3,279,223 | \$3,279,551 | \$0 | \$3,279,551 |
| Total Revenue | \$5,122,944 | \$5,022,213 | \$5,033,341 | \$0 | \$5,033,341 |
| Salaries and Benefits | \$0 | \$0 | \$0 | \$0 | \$0 |
| Services and Supplies | \$0 | \$0 | \$0 | \$0 | \$0 |
| Other Charges | \$139,848 | \$0 | \$101,357 | \$0 | \$101,357 |
| Fixed Assets | \$0 | \$0 | \$0 | \$0 | \$0 |
| Other Financing Uses | \$12,051,059 | \$12,225,810 | \$11,747,570 | \$0 | \$11,747,570 |
| Equity | \$0 | \$0 | \$0 | \$0 | \$0 |
| Intrafund | (\$78,500) | \$0 | (\$71,435) | \$0 | (\$71,435) |
| Contingencies | \$0 | \$0 | \$0 | \$0 | \$0 |
| Gross Costs | \$12,112,407 | \$12,225,810 | \$11,777,492 | \$0 | \$11,777,492 |
| Fund Balance | \$0 | \$0 | \$0 | \$0 | \$0 |
| Net County Cost | \$6,989,463 | \$7,203,597 | \$6,744,151 | \$0 | \$6,744,151 |

*Net County Cost carryover savings included in the 2015-2016 Adopted Final Budget is \$0.

PROGRAM DISCUSSION

The following chart reflects the debt service obligations for the Budget Year 2016-2017 including offsetting revenue. Intrafund charges of \$71,435 will be applied to reduce the debt obligation in the Proposed Budget to \$11,777,492.

| 2016-2017 Debt Service | | | | | |
|------------------------------|--|--------------|---|-----------------------------|---------------------------|
| Certificate of Participation | Description | Pay off Date | Proposed Budget Appropriations/ Debt Obligation | Budgeted Offsetting Revenue | Total Net Debt Obligation |
| 2013 Lease Refunding | Gallo Center for the Arts | Aug 2017 | \$ 1,813,244 | \$ - | \$ 1,813,244 |
| 2013 Lease Refunding | 12th Street Office & Parking Garage | Aug 2017 | \$ 2,244,554 | \$ 948,293 | \$ 1,296,261 |
| 2013 Lease Refunding | Salida Library | Aug 2017 | \$ 978,990 | \$ 978,990 | \$ - |
| 2007 A | Community Services Facility | May 2018 | \$ 2,047,314 | \$ 1,164,010 | \$ 883,304 |
| 2007 A | Public Safety Center | May 2018 | \$ 947,830 | \$ 828,173 | \$ 119,657 |
| 2007 A | Minimum Security Facility | May 2018 | \$ 379,132 | \$ - | \$ 379,132 |
| 2007 A | Sheriff Operations Center | May 2018 | \$ 417,045 | \$ - | \$ 417,045 |
| 2007 A | Ag Center & Training Center | May 2018 | \$ 844,679 | \$ 392,493 | \$ 452,186 |
| 2012 Lease Refunding | Public Administration Center (10th Street Place) | June 2018 | \$ 1,579,861 | \$ 792,817 | \$ 787,044 |
| SubTotal | | | \$ 11,252,649 | \$ 5,104,776 | \$ 6,147,873 |
| 2006 Tobacco Endowment Fund | AB 900 Jail Construction | June 2032 | \$ 494,921 | \$ - | \$ 494,921 |
| 2006 Tobacco Endowment Fund | Coroner Re-Use of County Center III | June 2032 | \$ - | \$ - | \$ - |
| 2006 Tobacco Endowment Fund | Animal Services Facility County | June 2035 | \$ 101,357 | \$ - | \$ 101,357 |
| 2006 Tobacco Endowment Fund | Animal Services Facility City of Modesto | June 2035 | \$ - | \$ - | \$ - |
| Total | | | \$ 11,848,927 | \$ 5,104,776 | \$ 6,744,151 |

Certificates of Participation

Historically, the County of Stanislaus debt has primarily been in the form of Certificates of Participation (COP). Created in conjunction with lease agreements, which encumber County-owned property, COPs are securities issued and marketed to investors in a manner similar to tax-exempt bonds. In a COP transaction, the County enters into an agreement with a third party, the Stanislaus County Capital Improvements Financing Authority, to lease an asset (normally a building) over a specific period of time at a predetermined total cost. The asset, owned by the County and leased to the Finance Authority, is then subleased back to the County. In this transaction the Finance Authority sells certificates in order to make its total lease payment to the County at the beginning of the lease period. With that lump sum (advance) lease payment the County then builds or buys the property.

| Governmental Activities | Interest Rate % | Date of Issue | Maturity | Original Borrowing | Remaining Principal Balance to Maturity as of June 30, 2016 | 2016-2017 Debt Obligation Principal | 2016-2017 Debt Obligation Interest | Remaining Principal Balance to Maturity |
|---|-----------------|---------------|----------|--------------------|---|-------------------------------------|------------------------------------|---|
| 2007 Series A Refunding Community Services Facility, Public Safety Center, Minimum Security Facility, Sheriff Operations Center, Agricultural Center, Ray Simon Training Center | 3.65-5.75 | 2/1/2007 | 5/1/2018 | \$40,540,000 | \$7,275,000 | \$4,345,000 | \$291,000 | \$2,930,000 |
| TOTAL GOVERNMENTAL ACTIVITIES: | | | | \$40,540,000 | \$7,275,000 | \$4,345,000 | \$291,000 | \$2,639,000 |

2012 Lease Refunding

As of Fiscal Year 2012-2013, the total debt remaining on the 1998A COP was \$10,365,000 which included principal and interest to maturity on September 1, 2018. The 2012-2013 gross debt totaled \$1,761,300, which was comprised of a scheduled principal payment of \$1,280,000 and an interest payment of \$481,300. The annual gross debt service payment was offset by \$101,444 in excess interest earnings from the reserve fund invested in a Guaranteed Investment Certificates (GIC) earning 5.66% annually at that time. Accordingly, the annual net debt obligation for Fiscal Year 2012-2013 prior to the refinancing action was \$1,659,856. The annual debt service for the 1998A COP as included in the Adopted Proposed Budget for 2012-2013 was paid with revenue from Public Facilities Fees of \$748,040, Miscellaneous Rents of \$91,604, and a General Fund contribution of \$820,212.

On July 24, 2012, the Board of Supervisors approved a resolution to refinance the 1998A COP through a private placement financing with the Bank of the West, to reduce the County's annual General Fund debt service obligation. The refinancing plan was developed through a collaborative effort by the County Chief Executive Officer, the Debt Advisory Committee, the County's Financial Advisor, and outside special Bond/Tax counsel. The refinancing included the following:

- ◆ An Amended and Restated Facilities Lease/Purchase Agreement between City-County Capital Improvements Financing Authority and the Stanislaus County Capital Improvements Financing Authority;
- ◆ The Facilities Sublease with the Bank of the West;
- ◆ The Assignment Agreement by and between Stanislaus County Capital Improvements Financing Authority and the Bank of the West; and
- ◆ Supplemental Agreement between the County of Stanislaus and Bank of the West.

The refinancing action resulted in the prepayment of the 1998A COP and a new 2012 Lease Refunding Action in the form of a private placement with the Bank of the West.

Subsequent to the 1998A COP refinancing, the 2012-2013 annual gross debt service for the 2012 Lease Refunding was \$1,589,698 which included a principal payment of \$1,314,698 and an interest payment of \$275,000. This reduced debt service obligation resulted in a savings of \$70,158 in Fiscal Year 2012-2013. The following chart reflects the Budget Year 2016-2017 activity for the private placement of the 2012 Lease Refunding.

| Private Placement | Interest Rate % | Date of Issue | Maturity | Original Borrowing | Remaining Principal Balance to Maturity as of June 30, 2016 | 2016-2017 Debt Obligation Principal | 2016-2017 Debt Obligation Interest | Remaining Principal Balance to Maturity |
|---|-----------------|---------------|----------|--------------------|---|-------------------------------------|------------------------------------|---|
| 2012 Lease Refunding Public Administration Center 10th Street Place | 1.99 | 8/1/2012 | 6/1/2018 | \$8,687,050 | \$3,094,218 | \$1,531,516 | \$48,345 | \$1,562,702 |

2013 Lease Refunding

In order to create capacity in the General Fund for future exposures such as the AB900 Phase II Jail Expansion staffing costs, the Chief Executive Office met with the Debt Advisory Committee to review a debt acceleration strategy for the 2004A & 2004B Certificates of Participation (Gallo Center, 12th St. Office & Garage and Salida Library renovation). This strategy included an internal borrowing from the County Treasury and the one-time buy-down of \$4,650,000 of the debt as part of the refinancing plan. On July 16, 2013, the Board of Supervisors approved the refinancing of the 2004A & B COPs.

The following charts reflect the Budget Year 2016-2017 activity for the private placement of the 2013 Lease Refunding.

| Private Placement | Interest Rate % | Date of Issue | Maturity | Original Borrowing | Remaining Principal Balance to Maturity as of June 30, 2016 | 2016-2017 Debt Obligation Principal | 2016-2017 Debt Obligation Interest | Remaining Principal Balance to Maturity |
|--|-----------------|---------------|----------|--------------------|---|-------------------------------------|------------------------------------|---|
| 2013 Lease Refunding Gallo Center for the Arts (Formerly 2004 A COP) | 1.50 | 8/1/2013 | 8/1/2017 | \$7,034,400 | \$3,569,400 | \$1,773,000 | \$40,244 | \$1,796,400 |
| 2013 Lease Refunding - 12th Street Office & Garage (Formerly 2004B) | 1.50 | 8/1/2013 | 8/1/2017 | \$8,707,649 | \$4,418,441 | \$2,194,738 | \$49,816 | \$2,223,703 |
| 2013 Lease Refunding Nick Blom Salida Regional Library (Formerly 2004 B COP) | 1.50 | 8/1/2013 | 8/1/2017 | \$3,797,951 | \$1,927,159 | \$957,262 | \$21,728 | \$969,897 |

Tobacco Endowment Fund Debt Service

In November 1998, the Attorney's General of 46 states, including California, and the four largest United States tobacco manufactures (OPM's) entered into a master settlement agreement in resolution of cigarette-smoking related litigation. The master settlement agreement released the OPM's from past, present, and future smoking-related claims in exchange for, among other things, certain payments to be made to settling states.

The State of California and various counties, in an effort to manage/mitigate the risks associated with the receipt of the Tobacco Settlement Revenues (TSR's) opted to securitize this revenue stream. On June 6, 2000, the Board of Supervisors authorized the Chief Executive and the Debt Advisory Committee to proceed with the securitization of the County's share of the TSR's by issuing Tobacco Settlement Asset-Backed Bonds.

In March 2002 and March 2006, the County sold their interest in the TSRs and those funds were placed in the Stanislaus Tobacco Endowment Funds – Series 2002 and Series 2006. The original policy recommended that interest earnings from the endowment should be able to be spent by the County annually for purposes so long as they are commingled with the County's General Fund. However, the corpus of the investments held in the endowment funds can only be spent on capital purposes and may not be used for working capital.

In the past, the Board of Supervisors approved the use of funding from the Series 2006 Tobacco Endowment Fund for the design-build construction of the Thomas W. Mayfield Regional Animal Services Facility, and more recently for the Coroner's Project and a 10% cash match requirement for Assembly Bill 900 Phase II (AB 900) Phase II Jail Construction funding as match to the \$80 million in State lease revenue financing that will be used to construct 552 new jail beds, day reporting center, and intake, release and transportation functions at the Public Safety Center site.

The County has a discipline of repaying the Tobacco Endowment funds both principal and lost earnings as Committed Funds balance in the General Fund to ensure these funds can be preserved and are available for future major capital purposes.

Each of the 2006 Tobacco Endowment financing are outlined in detail below.

Animal Services Debt Service

On October 27, 2009, Stanislaus County entered into a Joint Powers Agency Agreement with the Cities of Modesto, Ceres, Hughson, Patterson and Waterford. The agreement outlines the process that will be followed regarding the debt service payments to repay the County over 25 years for the cost of the construction for the new animal services facility. The payment share for the County and partnering cities is based on the average intake percentage over a specific three year period. The detail of the partner's share and the payment time line is stated in the Joint Powers Agency Agreement. Intake percentages as received from the Joint Powers Agency Director for Fiscal Years 2007-2008, 2008-2009 and 2009-2010 are as follows:

| JPA Partner | 2007-2008 Intake | 2008-2009 Intake | 2009-2010 Intake | Average Percentage |
|--------------------|-----------------------------|-----------------------------|-----------------------------|-------------------------------|
| Stanislaus County | 43.2% | 37.5% | 40.9% | 40.5% |
| City of Modesto | 41% | 45.7% | 41.9% | 42.9% |
| City of Ceres | 11% | 11% | 11.2% | 11.1% |
| City of Patterson | 2.3% | 2.8% | 2.7% | 2.6% |
| City of Waterford | 1.3% | 1.7% | 2.1% | 1.7% |
| City of Hughson | 1.2% | 1.3% | 1.2% | 1.2% |

The County financed the project using funds from the County's 2006 Tobacco Endowment Fund. This financing represented the lowest cost option. Each partner's proportion of capitalized costs is fixed and will include the respective share for interest expense. Both amounts are based upon the average animal intake into the shelter for the three fiscal years as reflected in the chart above.

In a separate Memorandum of Understanding (MOU) between the County and City of Modesto related to the disposition of the Animal Services Facility at Finch Road in Modesto, California, the County and the City of Modesto established a 25 year debt service repayment schedule for the repayment to the County for the cost of construction of the new Thomas W. Mayfield Regional Animal Services Facility at Cornucopia Way. The terms include the following provisions:

The County pays 100% of the City's year one debt service costs in years one and two; 75% in year three; 50% in year four; and the County pays 25% in year five. Beginning in Budget Year 2016-2017 (year six), the City of Modesto will pay 100% of the City's debt service payment obligation.

2006 Tobacco Endowment Fund Financing Plan for AB 900 Jail Construction and Coroner Re-Use of Medical Arts Building

On December 13, 2011, the Board of Supervisors approved the financing plan through an internal borrowing from the 2006 Tobacco Endowment Fund totaling \$13.2 million to fund the \$7.0 million cash match requirement for AB 900 Phase II Jail Construction funding, and \$6.2 million for the Coroner's Re-Use of the Medical Arts Building in downtown Modesto.

The Debt Advisory Committee reviewed and approved the financing plan and recommended the terms of repayment of lost interest earnings to the 2006 Tobacco Endowment Fund include the provision that the aggregate interest rate shall not exceed 4.5% during the term of repayment. This will ensure the total interest paid will not exceed the interest cost if the debt had been issued through a private bank placement at a fixed rate of 4.5%.

The total estimated annual debt service payment over 20 years for the \$13.2 million internal borrowing was anticipated to be a maximum of \$1,037,000, including principal and lost interest earnings. The actual debt service payment will be calculated on the amount borrowed each period with that period's actual interest rate, not to exceed 4.5%.

Elimination of Debt from the 2006 Tobacco Endowment Fund for the Sheriff Coroner's Project

A significant part of the Fiscal Year 2014-2015 Budget Strategy and beyond is to continue to reduce the County's current debt obligations. Toward this goal, the Fiscal Year 2014-2015 Final Budget as adopted by the Board of Supervisors on September 16, 2014, included up to \$6.2 million in Assigned fund balance savings set aside to eliminate the debt obligation to construct the new Sheriff Coroner's Facility at County Center III. On November 4, 2014, the Board of Supervisors approved the full project budget for the construction of the new facility, which included a transfer in \$3,983,530 of Unassigned fund balance to the Sheriff Coroner's Facility Capital Project fund, and authorized the Commitment of \$1,771,470 of Assigned Other fund balance to the Capital Acquisition account for the repayment of the original cash drawn down from the 2006 Tobacco Endowment fund. As a result, there is no annual debt obligation remaining for the new Sheriff Coroner's Facility.

At Third Quarter 2015-2016, a technical adjustment necessary to record the final pay-off in the County's Oracle Financial Management System was approved. As part of the 2015-2016 year-end processing, the commitment of funds for future capital opportunities will be adjusted to the actual total repaid debt in the amount of \$1,813,382.

The total debt payment in Budget Year 2016-2017 for the AB 900 borrowing is estimated to be \$494,921, as a result of continued draws from the 2006 Tobacco Endowment Fund through this period as the project progresses through the construction phase.

STAFFING IMPACTS

Total current authorized positions— 0

RECOMMENDED PROPOSED BUDGET

It is recommended that a budget of \$11,777,492 be approved for the Chief Executive Office – Debt Service, funded by \$5,033,341 in estimated revenue from building rent, the Criminal Justice Facilities fund, and Public Facilities Fees revenue, and a \$6,744,151 contribution from the General Fund.

Total recommended authorized positions— 0

STANISLAUS COUNTY, CALIFORNIA
Budget Year 2016-2017

FISCAL GENERAL SERVICES
Other General



CHIEF EXECUTIVE OFFICE—FOCUS ON PREVENTION

Budget Unit 0100 0016001
General Fund

SERVICES PROVIDED

The Chief Executive Office – Focus on Prevention Fund was established effective July 1, 2015 to account for the County portion of the activities and services of the community initiative, Focus on Prevention, approved by the Board of Supervisors on March 31, 2015 as a ten year or longer county-wide transformation process.

The Focus on Prevention Initiative is a county-wide initiative that aims to improve the quality of life of all Stanislaus residents and families through coordinated prevention efforts that work across multiple sectors. These sectors include government; business; health; non-profit; philanthropy; education; faith; neighborhood; media; and arts, entertainment, and sports.

Focus on Prevention Initiative driven to achieve and sustain four results:

- ◆ Our **families are healthy** – physically, mentally, emotionally, and spiritually.
- ◆ Our families are supported by **strong and safe neighborhoods and communities**.
- ◆ Our children and young people are getting a **first-rate education – from cradle to career**.
- ◆ Our families are participating in and supported by a **healthy economy**.
- ◆ People who are homeless in Stanislaus County **permanently escape homelessness**.
- ◆ People who are at risk of homelessness **do not become homeless**.

Ultimately, this Initiative is about who we are as a County. One of the defining values for this effort is a simple declaration: “there is no other.” What this means is it is up to us, all of us together, to create the future we want for all of our families and communities.

| Chief Executive Office - Focus on Prevention | | | | | |
|---|-----------------------------|--|--|--|--|
| Classification | 2014-2015 Actual | 2015-2016 Adopted Final Budget* | 2016-2017 Requested Proposed Budget | 2016-2017 Recommended Adjustments | 2016-2017 Recommended Proposed Budget |
| Taxes | \$0 | \$0 | \$0 | \$0 | \$0 |
| Licenses, Permits, Franchises | \$0 | \$0 | \$0 | \$0 | \$0 |
| Fines, Forfeitures, Penalties | \$0 | \$0 | \$0 | \$0 | \$0 |
| Revenue from use of Assets | \$0 | \$0 | \$0 | \$0 | \$0 |
| Intergovernmental Revenue | \$0 | \$0 | \$0 | \$0 | \$0 |
| Charges for Service | \$16,257 | \$0 | \$0 | \$0 | \$0 |
| Miscellaneous Revenue | \$0 | \$0 | \$0 | \$0 | \$0 |
| Other Financing Sources | \$0 | \$0 | \$0 | \$0 | \$0 |
| Total Revenue | \$16,257 | \$0 | \$0 | \$0 | \$0 |
| Salaries and Benefits | \$0 | \$0 | \$0 | \$0 | \$0 |
| Services and Supplies | \$37,175 | \$1,000,000 | \$1,000,000 | \$0 | \$1,000,000 |
| Other Charges | \$0 | \$0 | \$0 | \$0 | \$0 |
| Fixed Assets | \$0 | \$0 | \$0 | \$0 | \$0 |
| Other Financing Uses | \$0 | \$0 | \$0 | \$0 | \$0 |
| Equity | \$0 | \$0 | \$0 | \$0 | \$0 |
| Intrafund | \$0 | \$0 | \$0 | \$0 | \$0 |
| Contingencies | \$0 | \$0 | \$0 | \$0 | \$0 |
| Gross Costs | \$37,175 | \$1,000,000 | \$1,000,000 | \$0 | \$1,000,000 |
| Fund Balance | \$0 | \$0 | \$0 | \$0 | \$0 |
| Net County Cost | \$20,918 | \$1,000,000 | \$1,000,000 | \$0 | \$1,000,000 |

*Net County Cost carryover savings included in the 2015-2016 Adopted Final Budget is \$0.

PROGRAM DISCUSSION

Focus on Prevention is a multi-sector collaborative process because no one sector alone can resolve the fundamental challenges confronting families and communities in our County. The ten sectors identified for participation include: government, business, non-profit, philanthropy, education, faith, health, neighborhoods, media and arts, sports and entertainment. By breaking down silos, and working together we can increase efficiency and effectiveness, learn “what works” for us, and hold ourselves mutually accountable with our community partners and stakeholders to improve the quality of life among all Stanislaus County’s residents and families. The focus is prevention, requiring that the community as a whole address root causes and not just treat symptoms.

This initiative began work on four areas critical to the quality of life in Stanislaus County: Homelessness; Strengthening Families; Investing in and Supporting Young Children; and Reducing Recidivism. Activities of Focus on Prevention have been widely supported by our city and community partners, with the City of Modesto bearing much of the costs for the first Convening on Homelessness conducted on October 1, 2015. This community partnership has extended to support ongoing activities including the newly established collaborative structures, the Stewardship Council which is providing vision for the overall prevention project, and the Homeless Action Council which is coordinating community input and action plans on homelessness prevention. While the initiative started by focusing on people who are homeless, ultimately the goal is to build a movement that supports and strengthens every family in our County.

County staff support, including costs associated with the Focus on Prevention Project Manager, Housing and Supportive Services Coordinator and logistical support for the convening(s) and Action Council has been provided through the Chief Executive Office – Operations and Services budget. The dedicated Focus on Prevention funding has been used exclusively for facilitation and coordination of the initiative, contracted to the Center for Collective Wisdom.

The Focus on Prevention has been designed in a series of phases, with Phase I covering the period of April through December of 2015 and Phase II covering the calendar year 2016. Phase II facilitation and coordination activities for Focus on Prevention, contracted with the Center for Collective Wisdom, are estimated to cost \$250,000 for the period of January 2016 through December 2016. In partnership with

the Stewardship Council, the Chief Executive Officer has requested that community partners cover \$125,000 of these costs to demonstrate that this effort is gaining buy-in and traction in the community. In this new model, contract administration for the Center for Collective Wisdom has moved to the United Way who will conduct fundraising activities and act as the fiscal agent for private contributions to the Focus on Prevention Initiative. As the Fiscal Agent, United Way has entered into the contract with the Center for Collective Wisdom for the facilitation, strategic planning, training and outcome services. The County obligation for 50% of the Center for Collective Wisdom will be fully paid out from the CEO - Focus on Prevention budget in Fiscal Year 2015-2016 with Community contributions providing support into Budget Year 2016-2017.

At the proposed level of funding, \$1 million, the annual resource commitment by the Board of Supervisors to the Focus on Prevention is maintained providing the ability for the County to remain fiscally responsive to proposals from the Stewardship Council and Homeless Action Council. It is anticipated that recommendations will be brought back to the Board of Supervisors during Budget Year 2016-2017 to implement projects and programs designed to achieve the desired results for families in our Community.

STAFFING IMPACTS

Total current authorized positions— 0

RECOMMENDED PROPOSED BUDGET

It is recommended that a budget of \$1 million be approved for the Chief Executive Office – Focus on Prevention. This budget is funded from a \$1 million contribution from the General Fund.

Total recommended authorized positions— 0

STANISLAUS COUNTY, CALIFORNIA
Budget Year 2016-2017
FISCAL GENERAL SERVICES
Other General



CHIEF EXECUTIVE OFFICE—GENERAL FUND CONTRIBUTION TO OTHER PROGRAMS

Budget Unit 0100 0016401
 General Fund

SERVICES PROVIDED

The Chief Executive Office – General Fund Contribution to Other Programs budget has been established to fund those programs for which no State or Federal mandate exists. These programs have a General Fund contribution as a result of a Board of Supervisors’ policy decision or contractual obligation. This budget also includes payments to outside agencies. These programs were previously funded through the General Fund Match and Support budget but were extracted into a separate budget for ease of accounting and reporting.

| Chief Executive Office - General Fund Contribution to Other Programs | | | | | |
|---|-----------------------------|--|--|--|--|
| Classification | 2014-2015 Actual | 2015-2016 Adopted Final Budget* | 2016-2017 Requested Proposed Budget | 2016-2017 Recommended Adjustments | 2016-2017 Recommended Proposed Budget |
| Taxes | \$0 | \$0 | \$0 | \$0 | \$0 |
| Licenses, Permits, Franchises | \$0 | \$0 | \$0 | \$0 | \$0 |
| Fines, Forfeitures, Penalties | \$0 | \$0 | \$0 | \$0 | \$0 |
| Revenue from use of Assets | \$0 | \$0 | \$0 | \$0 | \$0 |
| Intergovernmental Revenue | \$0 | \$0 | \$0 | \$0 | \$0 |
| Charges for Service | \$0 | \$0 | \$0 | \$0 | \$0 |
| Miscellaneous Revenue | \$0 | \$0 | \$0 | \$0 | \$0 |
| Other Financing Sources | \$0 | \$0 | \$0 | \$0 | \$0 |
| Total Revenue | \$0 | \$0 | \$0 | \$0 | \$0 |
| Salaries and Benefits | \$0 | \$0 | \$0 | \$0 | \$0 |
| Services and Supplies | \$0 | \$0 | \$0 | \$0 | \$0 |
| Other Charges | \$3,000,477 | \$3,764,334 | \$4,419,234 | \$0 | \$4,419,234 |
| Fixed Assets | \$0 | \$0 | \$0 | \$0 | \$0 |
| Other Financing Uses | \$18,850,625 | \$3,304,134 | \$1,452,560 | \$131,297 | \$1,583,857 |
| Equity | \$0 | \$0 | \$0 | \$0 | \$0 |
| Intrafund | \$0 | \$0 | \$0 | \$0 | \$0 |
| Contingencies | \$0 | \$0 | \$0 | \$0 | \$0 |
| Gross Costs | \$21,851,102 | \$7,068,468 | \$5,871,794 | \$131,297 | \$6,003,091 |
| Fund Balance | \$0 | \$0 | \$0 | \$0 | \$0 |
| Net County Cost | \$21,851,102 | \$7,068,468 | \$5,871,794 | \$131,297 | \$6,003,091 |

*Net County Cost carryover savings included in the 2015-2016 Adopted Final Budget is \$0.

PROGRAM DISCUSSION

At the proposed level of funding, the Department can maintain funding for programs and agencies based on contractual obligations and Board of Supervisors policy decisions. Funding for those programs that have a State or Federal requirement for local dollars as match or maintenance of effort are in the Mandated Match budget in order to receive State and Federal funding.

During the 2015-2016 Fiscal Year, the Health Services Agency long-term deficit was fully repaid, thereby reducing the General Fund Contribution to Other Programs by \$1.8 million. Other base adjustments for this budget include:

- ◆ An increase of \$654,900 to fund the N. McHenry Revenue Sharing Agreement with the City of Modesto;
- ◆ A decrease of \$31,400 for Environmental Resources' one-time costs associated with the Code Enforcement Unit; and
- ◆ A decrease of \$3,727 in estimated Court Security costs for the Sheriff.

Recommendations for the Proposed Budget include:

- ◆ An increase of \$23,027 for the District Attorney Victim Compensation to align the General Fund contribution to the correct budget;
- ◆ A decrease of \$3,328 for the District Attorney Victim Witness as a result of increased grant funds; and
- ◆ An increase of \$111,598 for Environmental Resources for one-time and on-going costs associated with Code Enforcement.

General Fund contributions for the various departments and programs supported by this budget are listed on the following chart:

Recommended Proposed Budget

| Fund/Department | 2015-2016 Adopted Final Budget | Base Adjustments | 2016-2017 Recommended Adjustments | 2016-2017 Recommended Proposed Budget |
|---|--------------------------------------|-----------------------|---|--|
| Area Agency on Aging | \$ 292,922 | \$ - | \$ - | \$ 292,922 |
| CEO Countywide Fire Services | 212,988 | - | - | \$ 212,988 |
| CEO DOJ Alcohol & Drug | 55,543 | - | - | \$ 55,543 |
| DA Real Estate Fraud | 153,115 | - | - | \$ 153,115 |
| DA Victim Compensation | - | - | 23,027 | \$ 23,027 |
| DA Victim Witness | 3,328 | - | (3,328) | \$ - |
| Environmental Resources | 103,555 | (31,400) | 111,598 | \$ 183,753 |
| GSA 12th St Office Building | 25,295 | - | - | \$ 25,295 |
| HSA Deficit Repayment | 1,816,447 | (1,816,447) | - | \$ - |
| Library | 491,810 | - | - | \$ 491,810 |
| Public Works | 45,000 | - | - | \$ 45,000 |
| Sheriff Court Security | 104,131 | (3,727) | - | \$ 100,404 |
| Stanislaus Animal Services Agency | 1,432,102 | - | - | \$ 1,432,102 |
| Law Library | 54,240 | - | - | \$ 54,240 |
| Local Area Formation Commission | 188,605 | - | - | \$ 188,605 |
| North McHenry Tax Sharing | 2,085,105 | 654,900 | - | \$ 2,740,005 |
| Stanislaus Council of Governments | 4,282 | - | - | \$ 4,282 |
| Other General Fund Contributions Total | \$ 7,068,468 | \$ (1,196,674) | \$ 131,297 | \$ 6,003,091 |

STAFFING IMPACTS

Total current authorized positions— 0

RECOMMENDED PROPOSED BUDGET

It is recommended that a budget of \$6,003,091 be approved for the Chief Executive Office – General Fund Contribution to Other Programs. This budget is funded from a \$6,003,091 contribution from the General Fund.

Total recommended authorized positions— 0

STANISLAUS COUNTY, CALIFORNIA
Budget Year 2016-2017
FISCAL GENERAL SERVICES
Other General



CHIEF EXECUTIVE OFFICE—GENERAL FUND MATCH VEHICLE LICENSE FEE

Budget Unit 0100 0016051
 General Fund

SERVICES PROVIDED

This budget receives and distributes Vehicle License Fee realignment revenue and is used to fund Stanislaus County Public Health, Mental Health and Social Service programs. This revenue constitutes forty percent (40%) of the Realignment Trust and is a major funding source for County health programs. Vehicle License Fee General Fund monies received by the County are transferred to the programs within the Realignment Trust Funds.

Public Health realignment funds are apportioned according to the following percentages set by the Board of Supervisors policy: Public Health – 72%, Environmental Resources – 17% and Clinics and Ancillary Services – 11%. As a result of the implementation of the Medi-Cal Expansion component of the Patient Protection and Affordable Care Act, and as required by Assembly Bill 85 (AB 85), there is no apportionment for the Indigent Health Care Program due to the lower level of spending required in the Medically Indigent Adult (MIA) program.

| Chief Executive Office - General Fund Match - VLF | | | | | |
|--|-----------------------------|--|--|--|--|
| Classification | 2014-2015 Actual | 2015-2016 Adopted Final Budget* | 2016-2017 Requested Proposed Budget | 2016-2017 Recommended Adjustments | 2016-2017 Recommended Proposed Budget |
| Taxes | \$0 | \$0 | \$0 | \$0 | \$0 |
| Licenses, Permits, Franchises | \$0 | \$0 | \$0 | \$0 | \$0 |
| Fines, Forfeitures, Penalties | \$0 | \$0 | \$0 | \$0 | \$0 |
| Revenue from use of Assets | \$0 | \$0 | \$0 | \$0 | \$0 |
| Intergovernmental Revenue | \$23,965,217 | \$14,247,454 | \$24,068,814 | \$0 | \$24,068,814 |
| Charges for Service | \$0 | \$0 | \$0 | \$0 | \$0 |
| Miscellaneous Revenue | \$0 | \$0 | \$0 | \$0 | \$0 |
| Other Financing Sources | \$0 | \$0 | \$0 | \$0 | \$0 |
| Total Revenue | \$23,965,217 | \$14,247,454 | \$24,068,814 | \$0 | \$24,068,814 |
| Salaries and Benefits | \$0 | \$0 | \$0 | \$0 | \$0 |
| Services and Supplies | \$0 | \$0 | \$0 | \$0 | \$0 |
| Other Charges | \$0 | \$0 | \$0 | \$0 | \$0 |
| Fixed Assets | \$0 | \$0 | \$0 | \$0 | \$0 |
| Other Financing Uses | \$23,924,005 | \$14,247,454 | \$24,068,814 | \$0 | \$24,068,814 |
| Equity | \$0 | \$0 | \$0 | \$0 | \$0 |
| Intrafund | \$0 | \$0 | \$0 | \$0 | \$0 |
| Contingencies | \$0 | \$0 | \$0 | \$0 | \$0 |
| Gross Costs | \$23,924,005 | \$14,247,454 | \$24,068,814 | \$0 | \$24,068,814 |
| Fund Balance | \$0 | \$0 | \$0 | \$0 | \$0 |
| Net County Cost | (\$41,212) | \$0 | \$0 | \$0 | \$0 |

*Net County Cost carryover savings included in the 2015-2016 Adopted Final Budget is \$0.

PROGRAM DISCUSSION

At the proposed level of funding, the Department will continue to distribute Vehicle License Fee realignment revenue in support of the health, mental health and social services programs.

As part of the enacted State Budget for Fiscal Year 2013-2014, Assembly Bill 85 (AB 85) detailed budget adjustments for health and human services. Included in AB 85 was the redirection of funds out of County health programs back to the State, as part of Health Care Reform. The State then uses the redirected funds to support social services programs administered locally, including Family Support. However, the State did not provide an allocation estimate for Family Support that projected sales tax versus Vehicle License Fee revenue. As part of the 2015-2016 Mid-Year Financial Report, an increase of \$10 million was approved to reflect the Family Support Vehicle License Fee realignment revenue. At this time, it is recommended that Vehicle License Fee estimated revenue increase by approximately \$10 million over the 2015-2016 Adopted Final Budget.

STAFFING IMPACTS

Total current authorized positions— 0

RECOMMENDED PROPOSED BUDGET

It is recommended that a budget of \$24,068,814 be approved for the Chief Executive Office – General Fund Match Vehicle License Fee. This budget is funded entirely through Vehicle License Fees collected by the State.

Total recommended authorized positions— 0

STANISLAUS COUNTY, CALIFORNIA
Budget Year 2016-2017
FISCAL GENERAL SERVICES
Other General



CHIEF EXECUTIVE OFFICE—MANDATED COUNTY MATCH

Budget Unit 0100 0016061
 General Fund

SERVICES PROVIDED

The Chief Executive Office – Mandated County Match budget contains local funds used to leverage Federal and State funding for a variety of programs and functions that have a mandated match or maintenance of effort requirement.

| Chief Executive Office - Mandated County Match | | | | | |
|---|-----------------------------|--|--|--|--|
| Classification | 2014-2015 Actual | 2015-2016 Adopted Final Budget* | 2016-2017 Requested Proposed Budget | 2016-2017 Recommended Adjustments | 2016-2017 Recommended Proposed Budget |
| Taxes | \$0 | \$0 | \$0 | \$0 | \$0 |
| Licenses, Permits, Franchises | \$0 | \$0 | \$0 | \$0 | \$0 |
| Fines, Forfeitures, Penalties | \$114 | \$0 | \$0 | \$0 | \$0 |
| Revenue from use of Assets | \$0 | \$0 | \$0 | \$0 | \$0 |
| Intergovernmental Revenue | \$0 | \$0 | \$0 | \$0 | \$0 |
| Charges for Service | \$0 | \$0 | \$0 | \$0 | \$0 |
| Miscellaneous Revenue | \$0 | \$0 | \$0 | \$0 | \$0 |
| Other Financing Sources | \$2,254,709 | \$0 | \$0 | \$0 | \$0 |
| Total Revenue | \$2,254,823 | \$0 | \$0 | \$0 | \$0 |
| Salaries and Benefits | \$0 | \$0 | \$0 | \$0 | \$0 |
| Services and Supplies | \$0 | \$0 | \$0 | \$0 | \$0 |
| Other Charges | \$0 | \$0 | \$0 | \$0 | \$0 |
| Fixed Assets | \$0 | \$0 | \$0 | \$0 | \$0 |
| Other Financing Uses | \$17,281,093 | \$18,025,276 | \$17,135,197 | \$143,600 | \$17,278,797 |
| Equity | \$0 | \$0 | \$0 | \$0 | \$0 |
| Intrafund | \$0 | \$0 | \$0 | \$0 | \$0 |
| Contingencies | \$0 | \$0 | \$0 | \$0 | \$0 |
| Gross Costs | \$17,281,093 | \$18,025,276 | \$17,135,197 | \$143,600 | \$17,278,797 |
| Fund Balance | \$14,839,648 | \$0 | \$0 | \$0 | \$0 |
| Net County Cost | \$186,622 | \$18,025,276 | \$17,135,197 | \$143,600 | \$17,278,797 |

*Net County Cost carryover savings included in the 2015-2016 Adopted Final Budget is \$0.

PROGRAM DISCUSSION

At the proposed level of funding, the Department can maintain funding for those programs that have a State or Federal requirement for local dollars as match or maintenance of effort, in order to receive State and Federal funding. Funding for those programs that receive General Fund revenue based on contractual obligations and Board of Supervisors policy decisions, and contributions to outside agencies, are in the General Fund Contribution to Other Programs budget.

Base adjustments to programs funded in the Chief Executive Office – Mandated County Match budget include a “true-up” of match funds between the Community Services Agency budgets of Public Economic Assistance, Services and Support, Public Authority Administration and Benefits, and In-Home Supportive Services Provider Wages to reflect program funding requirements, as follows:

- ◆ A decrease of \$1.6 million in the Community Services Agency's Foster Care and CalWORKs programs;
- ◆ An increase of \$421,500 in the In-Home Supportive Services wage and benefits cost;
- ◆ An increase of \$267,728 in Services and Supports;
- ◆ An increase of \$81,000 in Public Authority Benefits; and
- ◆ An increase of \$3,153 in Public Authority Administration.

Further base adjustments include a decrease of \$34,700 for one-time costs associated with Environmental Resources code enforcement activities.

It is recommended to increase Mandated Match by \$143,600 for the Community Services Agency Services and Support to fully fund costs associated with the CalFresh Waiver phase-out.

The Mandated County Match for the various departments and programs supported by the General Fund are listed on the following chart:

Mandated County Match

| Fund/Department | 2015-2016 | Base | 2016-2017 | 2016-2017 |
|------------------------------------|----------------------|---------------------|-------------------|----------------------|
| | Adopted Final | | Adjustments | Recommended |
| | Budget | Adjustments | Adjustments | Proposed Budget |
| BHRS Mental Health | \$ 825,359 | \$ - | | \$ 825,359 |
| BHRS Public Guardian | 1,155,565 | - | | \$ 1,155,565 |
| CSA General Assistance | 540,703 | - | | \$ 540,703 |
| CSA IHSS Provider Wages | 1,957,742 | 421,500 | | \$ 2,379,242 |
| CSA PA Admin | 21,128 | 3,153 | | \$ 24,281 |
| CSA PA Benefits | - | 81,000 | | \$ 81,000 |
| CSA Public Economic Asst | 3,550,578 | (1,628,760) | | \$ 1,921,818 |
| CSA Services & Support | 3,444,289 | 267,728 | 143,600 | \$ 3,855,617 |
| DER | 762,537 | (34,700) | | \$ 727,837 |
| HSA Clinics and Ancillary Services | 3,113,397 | - | | \$ 3,113,397 |
| HSA Indigent Health Care | 300,000 | - | | \$ 300,000 |
| HSA Public Health | 2,353,978 | - | | 2,353,978 |
| Mandated County Match Total | \$ 18,025,276 | \$ (890,079) | \$ 143,600 | \$ 17,278,797 |

STAFFING IMPACTS

Total current authorized positions— 0

RECOMMENDED PROPOSED BUDGET

It is recommended that a budget of \$17,278,797 be approved for the Chief Executive Office – Mandated County Match. This budget is funded from a \$17,278,797 contribution from the General Fund.

Total recommended authorized positions— 0

STANISLAUS COUNTY, CALIFORNIA
Budget Year 2016-2017



FISCAL GENERAL SERVICES
Plant Acquisition

CHIEF EXECUTIVE OFFICE—PLANT ACQUISITION

Budget Unit 0100 0016031
 General Fund

SERVICES PROVIDED

The Plant Acquisition budget provides funding for the acquisition, repair, and remodel of existing and new County facilities.

| Chief Executive Office - Plant Acquisition | | | | | |
|---|-----------------------------|--|--|--|--|
| Classification | 2014-2015 Actual | 2015-2016 Adopted Final Budget* | 2016-2017 Requested Proposed Budget | 2016-2017 Recommended Adjustments | 2016-2017 Recommended Proposed Budget |
| Taxes | \$0 | \$0 | \$0 | \$0 | \$0 |
| Licenses, Permits, Franchises | \$0 | \$0 | \$0 | \$0 | \$0 |
| Fines, Forfeitures, Penalties | \$0 | \$0 | \$0 | \$0 | \$0 |
| Revenue from use of Assets | \$0 | \$0 | \$0 | \$0 | \$0 |
| Intergovernmental Revenue | \$0 | \$0 | \$0 | \$0 | \$0 |
| Charges for Service | \$0 | \$0 | \$0 | \$0 | \$0 |
| Miscellaneous Revenue | \$350,052 | \$0 | \$0 | \$0 | \$0 |
| Other Financing Sources | \$361,053 | \$60,000 | \$0 | \$0 | \$0 |
| Total Revenue | \$711,105 | \$60,000 | \$0 | \$0 | \$0 |
| Salaries and Benefits | \$142,488 | \$65,855 | \$83,325 | \$0 | \$83,325 |
| Services and Supplies | \$1,813,948 | \$3,283,500 | \$3,159,750 | \$0 | \$3,159,750 |
| Other Charges | \$2,926 | \$3,180 | \$89,460 | \$0 | \$89,460 |
| Fixed Assets | | | | | |
| Buildings & Improvements | \$114,673 | \$0 | \$0 | \$0 | \$0 |
| Equipment | \$0 | \$0 | \$460,000 | \$0 | \$460,000 |
| Other Financing Uses | \$123,223 | \$0 | \$0 | \$0 | \$0 |
| Equity | \$0 | \$0 | \$0 | \$0 | \$0 |
| Intrafund | \$0 | \$0 | \$0 | \$0 | \$0 |
| Contingencies | \$0 | \$0 | \$0 | \$0 | \$0 |
| Gross Costs | \$2,197,258 | \$3,352,535 | \$3,792,535 | \$0 | \$3,792,535 |
| Fund Balance | \$0 | \$0 | \$0 | \$0 | \$0 |
| Net County Cost | \$1,486,153 | \$3,292,535 | \$3,792,535 | \$0 | \$3,792,535 |

*Net County Cost carryover savings included in the 2015-2016 Adopted Final Budget is \$0.

PROGRAM DISCUSSION

At the proposed level of funding, the Chief Executive office – Plant Acquisition budget provides funding of \$2 million for deferred maintenance of several of the County facilities including parking lot improvements at several of the campuses, alarm and badge system for 801 11th Street, roof repairs at the Juvenile Counseling Center, as well as several other minor maintenance projects, and \$200,000 for safety-related improvements. The use of \$500,000 in one-time funds is included for the start-up costs associated with the new Stanislaus Veterans Center. Funds are also available for code required testing, asbestos and lead costs as required for the acquisition, repair and remodeling of existing and County facilities including legal services, architectural services, geotechnical and civil services. At this level of funding, the Department prioritizes funding for the acquisition, repair and remodel of existing and new County facilities.

STAFFING IMPACTS

Total current authorized positions— 0

RECOMMENDED PROPOSED BUDGET

It is recommended that a budget of \$3,792,535 be approved for the Chief Executive Office – Plant Acquisition budget. This budget is funded from a \$3,792,535 contribution from the General Fund.

Total recommended authorized positions— 0

STANISLAUS COUNTY, CALIFORNIA
Budget Year 2016-2017

FISCAL GENERAL SERVICES
Other General



CHIEF EXECUTIVE OFFICE—RISK MANAGEMENT DIVISION
DENTAL SELF-INSURANCE

Budget Unit 5101 0018101
Internal Service Fund

SERVICES PROVIDED

The Dental Self-Insurance budget provides for dental benefits and services for approximately 3,650 full-time County employees, COBRA participants, and their families. The claims administration for the County's self-insured dental program will continue to be provided by Delta Dental.

FUND/CASH BALANCE

As of July 1, 2016, the Chief Executive Office – Risk Management Division projects the retained earnings to be \$460,000, as compared to the July 1, 2015 retained earnings balance of \$812,190. The variance is due to the planned use of retained earnings in Fiscal Year 2015-2016 when dental rates were reduced 10%. Effective January 2016, dental rates are no longer subsidized by retained earnings. In addition, a 2014-2015 year-end accounting entry increased the fund's liability for claims that were incurred but not reported or paid, and reduced the retained earnings balance.

As of July 1, 2016, the fund is projected to have a cash balance of \$820,000, as compared to the July 1, 2015 cash balance of \$1,052,969. The variance is due to the planned use of funding in Fiscal Year 2015-2016 when dental rates were reduced 10%.

The difference between retained earnings and cash balance is due to the non-cash items listed on the balance sheet, such as Accounts Payable and the liability for dental claims that have been incurred, but not reported and paid.

| Chief Executive Office - Dental Self-Insurance | | | | | |
|---|-----------------------------|--|--|--|--|
| Classification | 2014-2015 Actual | 2015-2016 Adopted Final Budget* | 2016-2017 Requested Proposed Budget | 2016-2017 Recommended Adjustments | 2016-2017 Recommended Proposed Budget |
| Taxes | \$0 | \$0 | \$0 | \$0 | \$0 |
| Licenses, Permits, Franchises | \$0 | \$0 | \$0 | \$0 | \$0 |
| Fines, Forfeitures, Penalties | \$0 | \$0 | \$0 | \$0 | \$0 |
| Revenue from use of Assets | \$7,426 | \$10,000 | \$10,000 | \$0 | \$10,000 |
| Intergovernmental Revenue | \$0 | \$0 | \$0 | \$0 | \$0 |
| Charges for Service | \$3,594,183 | \$3,778,000 | \$4,290,000 | \$0 | \$4,290,000 |
| Miscellaneous Revenue | \$0 | \$0 | \$0 | \$0 | \$0 |
| Other Financing Sources | \$0 | \$0 | \$0 | \$0 | \$0 |
| Total Revenue | \$3,601,609 | \$3,788,000 | \$4,300,000 | \$0 | \$4,300,000 |
| Salaries and Benefits | \$0 | \$0 | \$0 | \$0 | \$0 |
| Services and Supplies | \$3,872,929 | \$4,122,019 | \$4,251,438 | \$0 | \$4,251,438 |
| Other Charges | \$40,862 | \$40,981 | \$48,562 | \$0 | \$48,562 |
| Fixed Assets | \$0 | \$0 | \$0 | \$0 | \$0 |
| Other Financing Uses | \$0 | \$0 | \$0 | \$0 | \$0 |
| Equity | \$0 | \$0 | \$0 | \$0 | \$0 |
| Intrafund | \$0 | \$0 | \$0 | \$0 | \$0 |
| Contingencies | \$0 | \$0 | \$0 | \$0 | \$0 |
| Gross Costs | \$3,913,791 | \$4,163,000 | \$4,300,000 | \$0 | \$4,300,000 |
| Retained Earnings | \$312,182 | \$375,000 | \$0 | \$0 | \$0 |
| Net County Cost | \$0 | \$0 | \$0 | \$0 | \$0 |

*Net County Cost carryover savings included in the 2015-2016 Adopted Final Budget is \$0.

PROGRAM DISCUSSION

At the proposed level of funding, the Dental Self-Insurance budget will finance the payment of dental claims and claims administration through Delta Dental's Preferred Provider Organization (PPO) network. This budget is funded through revenue from County departments, employee premium cost share, and COBRA participants.

The County reached an agreement with County labor organizations for the period of January 1, 2015 – December 31, 2017, which included continuing the existing “core” dental plan and adding a new “buy up” dental plan for employees who prefer to upgrade their dental benefits to include a higher annual plan maximum per member, orthodontia for eligible dependent children (\$2,000 lifetime maximum benefit per child), and access to the Delta Premier network at a lower cost. The “buy up” plan is available to employees at a higher employee contribution. If elected, employees must remain on the “buy up” dental plan for three years to ensure that premium contributions adequately offset enhanced benefit costs.

The Dental Self-Insurance budget is supported by positions funded in the Chief Executive Office – Risk Management Division, a General Fund budget.

STAFFING IMPACTS

Total current authorized positions— 0

RECOMMENDED PROPOSED BUDGET

It is recommended that a budget of \$4,300,000 be approved for Chief Executive Office – Risk Management Division Dental Self-Insurance. This budget is funded by \$4,300,000 in estimated departmental revenue.

Total recommended authorized positions— 0

STANISLAUS COUNTY, CALIFORNIA
Budget Year 2016-2017

FISCAL GENERAL SERVICES
Other General



CHIEF EXECUTIVE OFFICE—RISK MANAGEMENT DIVISION
GENERAL LIABILITY SELF-INSURANCE

Budget Unit 5051 0018051
Internal Service Fund

SERVICES PROVIDED

The General Liability Self-Insurance budget provides for the funding of property, casualty, surety, fiduciary and excess insurance; claim losses; self-insured retention; legal defense; actuarial services and operations/general County overhead.

FUND/CASH BALANCE

As of July 1, 2016, the Chief Executive Office – Risk Management Division General Liability Self-Insurance projects the retained earnings to be \$1,500,000, as compared to the July 1, 2015 negative retained earnings balance of \$526,986. The variance is due to three factors. First, the accumulation of excess retained earnings was planned in the Fiscal Year 2015-2016 budget, representing the final year of the fund's deficit repayment plan. Second, expenditures are projected to be less than originally estimated in the 2015-2016 Final Budget, resulting in additional funding at year-end. Third, a 2014-2015 year-end accounting entry was made that decreased the fund's liability for claims that were incurred but not reported or paid, and increased the retained earnings balance.

As of July 1, 2016, the fund is projected to have a cash balance of \$4,200,000, as compared to the July 1, 2015 cash balance of \$3,507,408. The variance is due to the planned accumulation of funding in Fiscal Year 2015-2016 to pay back the retained earnings deficit and excess funding as a result of lower-than-anticipated expenditures in Fiscal Year 2015-2016.

The difference between retained earnings and cash balance is due to the non-cash items listed on the balance sheet, such as Accounts Payable and the liability for claims that have been incurred, but not reported and paid.

| Chief Executive Office - General Liability | | | | | |
|---|-----------------------------|--|--|--|--|
| Classification | 2014-2015 Actual | 2015-2016 Adopted Final Budget* | 2016-2017 Requested Proposed Budget | 2016-2017 Recommended Adjustments | 2016-2017 Recommended Proposed Budget |
| Taxes | \$0 | \$0 | \$0 | \$0 | \$0 |
| Licenses, Permits, Franchises | \$0 | \$0 | \$0 | \$0 | \$0 |
| Fines, Forfeitures, Penalties | \$0 | \$0 | \$0 | \$0 | \$0 |
| Revenue from use of Assets | \$16,013 | \$15,000 | \$20,000 | \$0 | \$20,000 |
| Intergovernmental Revenue | \$0 | \$0 | \$0 | \$0 | \$0 |
| Charges for Service | \$4,580,829 | \$5,315,725 | \$4,855,150 | \$0 | \$4,855,150 |
| Miscellaneous Revenue | \$51 | \$0 | \$0 | \$0 | \$0 |
| Other Financing Sources | \$0 | \$0 | \$0 | \$0 | \$0 |
| Total Revenue | \$4,596,893 | \$5,330,725 | \$4,875,150 | \$0 | \$4,875,150 |
| Salaries and Benefits | \$0 | \$0 | \$0 | \$0 | \$0 |
| Services and Supplies | \$2,655,877 | \$4,704,977 | \$4,647,598 | \$0 | \$4,647,598 |
| Other Charges | \$194,564 | \$175,748 | \$227,552 | \$0 | \$227,552 |
| Fixed Assets | \$0 | \$0 | \$0 | \$0 | \$0 |
| Other Financing Uses | \$0 | \$0 | \$0 | \$0 | \$0 |
| Equity | \$0 | \$0 | \$0 | \$0 | \$0 |
| Intrafund | \$0 | \$0 | \$0 | \$0 | \$0 |
| Contingencies | \$0 | \$0 | \$0 | \$0 | \$0 |
| Gross Costs | \$2,850,441 | \$4,880,725 | \$4,875,150 | \$0 | \$4,875,150 |
| Retained Earnings | (\$1,746,452) | (\$450,000) | \$0 | \$0 | \$0 |
| Net County Cost | \$0 | \$0 | \$0 | \$0 | \$0 |

*Net County Cost carryover savings included in the 2015-2016 Adopted Final Budget is \$0.

PROGRAM DISCUSSION

At the proposed level of funding, the General Liability Self-Insurance budget provides for the payment of property, aircraft, watercraft, fiduciary, and excess insurance coverage. In addition, funds are provided to pay liability and auto losses, attorney fees and costs, and settlements as well as some operational expenses. This budget is funded primarily by \$4.9 million in departmental charges and \$20,000 in interest earnings.

The basis of the auto and general liability charges includes an experience and exposure component. The experience component for both auto and general liability represents 70% of the charges and reflects seven years of loss history allocated by department. The loss history includes costs related to the defense and possible settlement of cases filed against specific departments. The exposure component of auto liability represents 30% of the charges and is based upon the number of full-time and part-time employees allocated to each department, as well as the number of miles driven in the past calendar year.

The General Liability Fund began the 2011-2012 Fiscal Year with a \$1.7 million retained earnings deficit. This was the result of actuarial reviews reporting that the liability for current and future losses was greater than the cash in the program. A deficit repayment plan was adopted in the 2012-2013 Proposed Budget that included paying back the deficit over five years in the amount of \$350,000 per year. In Fiscal Year 2013-2014, the deficit repayment was increased to \$450,000 for that year and the remaining three years of the repayment plan. At the end of Fiscal Year 2014-2015, an actuarial review resulted in a decrease in the liability for claims that have been incurred but not reported or paid, which increased the retained earnings balance and officially eliminated the deficit. Because the approval of the 2015-2016 Proposed Budget preceded the 2014-2015 year-end adjustment, the deficit repayment remained in place for 2015-2016.

This budget includes appropriations that are expected to fund insurance premiums and essential operational expenses. Excess insurance premiums are anticipated to increase by approximately \$270,000 for all General and Auto Liability programs in Budget Year 2016-2017. In addition, costs for several significant litigated cases are included in this budget; however, it is uncertain whether the amount of this funding will be sufficient for those cases during the fiscal year. This budget will be monitored closely throughout the year and returned to the Board should additional appropriations be

required. This budget reflects funding at the 85% confidence level as recommended in the August 2015 Actuarial Review of the Self-Insured Liability Program prepared by Bickmore Risk Services.

In order to mitigate risk in this program, the Risk Management Division purchases excess insurance for claims and defense costs that exceed the County's self-insured retention (similar to an insurance deductible) of \$250,000. The County pays all costs as they are incurred and then the amounts that exceed the self-insured retention are reimbursed by the insurance carrier. This funding is recorded as an offset to expenditures in the General Liability Fund.

The General Liability Self-Insurance budget is supported by positions funded in the Chief Executive Office – Risk Management Division, a General Fund budget. Litigated cases are being handled by outside defense counsel and staff in the Chief Executive Office – Risk Management Division in conjunction with County Counsel.

STAFFING IMPACTS

Total current authorized positions— 0

RECOMMENDED PROPOSED BUDGET

It is recommended that a budget of \$4,875,150 be approved for Chief Executive Office – Risk Management Division General Liability Self-Insurance. This budget is funded by \$4,875,150 in estimated departmental revenue.

Total recommended authorized positions— 0

STANISLAUS COUNTY, CALIFORNIA
Budget Year 2016-2017

FISCAL GENERAL SERVICES
Other General



CHIEF EXECUTIVE OFFICE—RISK MANAGEMENT DIVISION
MEDICAL SELF-INSURANCE

Budget Unit 5091 0018091
Internal Service Fund

SERVICES PROVIDED

The Medical Self-Insurance budget provides funding for medical insurance for approximately 3,450 participants, including full-time County employees, COBRA participants, pre-Medicare (under age 65) retirees, and their families. Depending on where participants reside, they are either enrolled in the Stanislaus County Partners in Health (SCPH) or Anthem Blue Cross plan. Within each of those plans, participants have the option of choosing a High Deductible Health Plan (HDHP) or Exclusive Provider Organization (EPO) plan. The HDHP option is accompanied by a Health Savings Account (HSA) that is funded by both Stanislaus County and employee contributions. There are approximately 175 retiree participants who pay 100% of their individual premium costs for participation in the County-sponsored medical insurance program.

FUND/CASH BALANCE

As of July 1, 2016, the Chief Executive Office – Risk Management Division Medical Self-Insurance projects the retained earnings to be \$3,000,000, as compared to the July 1, 2015 negative retained earnings balance of \$212,480. The variance is due to the planned surplus resulting from the 2015 and 2016 rate increases in addition to cost saving measures implemented in the program.

As of July 1, 2016, the fund is projected to have a cash balance of \$11,000,000, as compared to the July 1, 2015 cash balance of \$6,991,536. The variance is due to the planned surplus from rate increases and cost saving measures implemented in the program.

The difference between retained earnings and cash balance is due to the non-cash items listed on the balance sheet, such as Accounts Payable and the liability for claims that have been incurred, but not reported and paid.

| Chief Executive Office - Medical Self-Insurance | | | | | |
|--|-----------------------------|--|--|--|--|
| Classification | 2014-2015 Actual | 2015-2016 Adopted Final Budget* | 2016-2017 Requested Proposed Budget | 2016-2017 Recommended Adjustments | 2016-2017 Recommended Proposed Budget |
| Taxes | \$0 | \$0 | \$0 | \$0 | \$0 |
| Licenses, Permits, Franchises | \$0 | \$0 | \$0 | \$0 | \$0 |
| Fines, Forfeitures, Penalties | \$0 | \$0 | \$0 | \$0 | \$0 |
| Revenue from use of Assets | \$70,652 | \$15,000 | \$100,000 | \$0 | \$100,000 |
| Intergovernmental Revenue | \$0 | \$0 | \$0 | \$0 | \$0 |
| Charges for Service | \$54,749,602 | \$54,385,000 | \$56,400,000 | \$0 | \$56,400,000 |
| Miscellaneous Revenue | \$0 | \$0 | \$0 | \$0 | \$0 |
| Other Financing Sources | \$0 | \$0 | \$0 | \$0 | \$0 |
| Total Revenue | \$54,820,254 | \$54,400,000 | \$56,500,000 | \$0 | \$56,500,000 |
| Salaries and Benefits | \$0 | \$0 | \$0 | \$0 | \$0 |
| Services and Supplies | \$47,136,256 | \$52,400,000 | \$53,500,000 | \$0 | \$53,500,000 |
| Other Charges | \$0 | \$0 | \$0 | \$0 | \$0 |
| Fixed Assets | \$0 | \$0 | \$0 | \$0 | \$0 |
| Other Financing Uses | \$0 | \$0 | \$0 | \$0 | \$0 |
| Equity | \$0 | \$0 | \$0 | \$0 | \$0 |
| Intrafund | \$0 | \$0 | \$0 | \$0 | \$0 |
| Contingencies | \$0 | \$0 | \$0 | \$0 | \$0 |
| Gross Costs | \$47,136,256 | \$52,400,000 | \$53,500,000 | \$0 | \$53,500,000 |
| Retained Earnings | (\$7,683,998) | (\$2,000,000) | (\$3,000,000) | \$0 | (\$3,000,000) |
| Net County Cost | \$0 | \$0 | \$0 | \$0 | \$0 |

*Net County Cost carryover savings included in the 2015-2016 Adopted Final Budget is \$0.

PROGRAM DISCUSSION

At the proposed level of funding, the Medical Self-Insurance budget provides for the payment of all medical and pharmaceutical claims and administration costs, including stop loss insurance coverage. This budget is funded by charges to County departments and premium contributions from County employees, COBRA participants, and pre-Medicare retirees. The requested budget projects total revenue of \$56.5 million of which approximately \$48.8 million is funded by County departments, \$5.2 million from employee premium cost sharing, and \$2.4 million from early retirees and COBRA participants. Estimated revenue has been modeled using the most recent enrollment data and includes a 5% rate increase on January 1, 2017. This analysis results in a projected \$3 million surplus that will be added to the retained earnings balance to create a claims reserve margin in the program.

The County reached an agreement with labor groups for the period of January 1, 2015 – December 31, 2017, that established the medical plans that would be offered to employees and other participants and also established the premium cost sharing for each group. Two plans are now offered – Anthem Blue Cross and Stanislaus County Partners in Health (SCPH). Each plan has an Exclusive Provider Organization (EPO) option and a High Deductible Health Plan (HDHP) option. The cost sharing for employees ranges from 80% of the EPO Plan to 95% of the HDHP. In addition, the County contributed \$2,000 per year to the Employee + 1 and Family coverage options for HDHPs and \$1,200 per year for the Employee Only option for 2015. Beginning in 2016, the County is contributing \$2,100 per year to the Employee + 1 and Family coverage options for HDHPs and \$1,250 per year for the Employee Only option to match the increase in the participants' deductibles in 2016. These amounts are deposited into employees' Health Savings Accounts (HSAs), half in January and then semi-monthly beginning July 1 of the calendar year.

The agreement also included cost containment changes to the medical insurance plan configuration. In order to take advantage of local discounts and minimize out-of-area costs, participants living within the SCPH local service area were enrolled in the SCPH plan, while participants living outside the SCPH local service area were enrolled in the Anthem Blue Cross plan. The County is charging the same insurance rates for subscribers regardless of their residence status and corresponding health plan enrollment.

In order to mitigate risk in this program, the Risk Management Division purchases excess insurance for catastrophic medical and pharmaceutical claims that exceed the County's individual stop loss (ISL) deductible (currently at \$250,000). The County pays all claims as they are incurred and the amounts that exceed the deductible for the calendar year are reimbursed by the insurance carrier. This funding is recorded as an offset to expenditures in the Medical Self-Insurance Fund. As of January 2016, there were 11 catastrophic claims exceeding the ISL for calendar year 2015.

The Division will continue to monitor the performance of the self-funded medical insurance program throughout the fiscal year and may require future adjustments in expenditures and corresponding premium revenue as the new medical program and claims experience develop. In addition, an outside actuarial analysis will be performed in the fall of 2016 in order to determine the value of the claims that have been incurred but not reported and to set the rates for 2017.

The Medical Self-Insurance budget is supported by positions funded in the Chief Executive Office – Risk Management Division, a General Fund budget.

STAFFING IMPACTS

Total current authorized positions— 0

RECOMMENDED PROPOSED BUDGET

It is recommended that a budget of \$53,500,000 be approved for Chief Executive Office – Risk Management Division Medical Self-Insurance. This budget is funded by \$56,500,000 in estimated departmental revenue, resulting in an increase of \$3,000,000 to retained earnings.

Total recommended authorized positions— 0

STANISLAUS COUNTY, CALIFORNIA
Budget Year 2016-2017
FISCAL GENERAL SERVICES
Other General



CHIEF EXECUTIVE OFFICE—RISK MANAGEMENT DIVISION
OTHER EMPLOYEE BENEFITS

Budget Unit 5093 0018093
 Internal Service Fund

SERVICES PROVIDED

The Other Employee Benefits budget provides funding for employee life insurance, management long-term disability, deferred compensation, and staff costs for administering employee benefits.

FUND/CASH BALANCE

As of July 1, 2016, the Chief Executive Office – Risk Management Division Other Employee Benefits projects the retained earnings to be \$392,000, as compared to the July 1, 2015 retained earnings balance of \$395,960. There is no significant variance in retained earnings balances.

As of July 1, 2016, the fund is projected to have a cash balance of \$423,000, as compared to the July 1, 2015 cash balance of \$426,750. There is no significant variance in cash balances.

The difference between retained earnings and cash balance is due to an accounts payable balance.

| Chief Executive Office - Other Employee Benefits | | | | | |
|---|-----------------------------|--|--|--|--|
| Classification | 2014-2015 Actual | 2015-2016 Adopted Final Budget* | 2016-2017 Requested Proposed Budget | 2016-2017 Recommended Adjustments | 2016-2017 Recommended Proposed Budget |
| Taxes | \$0 | \$0 | \$0 | \$0 | \$0 |
| Licenses, Permits, Franchises | \$0 | \$0 | \$0 | \$0 | \$0 |
| Fines, Forfeitures, Penalties | \$0 | \$0 | \$0 | \$0 | \$0 |
| Revenue from use of Assets | \$3,981 | \$3,700 | \$4,000 | \$0 | \$4,000 |
| Intergovernmental Revenue | \$0 | \$0 | \$0 | \$0 | \$0 |
| Charges for Service | \$395,976 | \$402,000 | \$350,000 | \$0 | \$350,000 |
| Miscellaneous Revenue | \$96,349 | \$92,000 | \$96,000 | \$0 | \$96,000 |
| Other Financing Sources | \$0 | \$0 | \$0 | \$0 | \$0 |
| Total Revenue | \$496,306 | \$497,700 | \$450,000 | \$0 | \$450,000 |
| Salaries and Benefits | \$0 | \$0 | \$0 | \$0 | \$0 |
| Services and Supplies | \$160,829 | \$146,800 | \$351,000 | \$0 | \$351,000 |
| Other Charges | \$357,070 | \$350,900 | \$299,000 | \$0 | \$299,000 |
| Fixed Assets | \$0 | \$0 | \$0 | \$0 | \$0 |
| Other Financing Uses | \$0 | \$0 | \$0 | \$0 | \$0 |
| Equity | \$0 | \$0 | \$0 | \$0 | \$0 |
| Intrafund | \$0 | \$0 | \$0 | \$0 | \$0 |
| Contingencies | \$0 | \$0 | \$0 | \$0 | \$0 |
| Gross Costs | \$517,899 | \$497,700 | \$650,000 | \$0 | \$650,000 |
| Retained Earnings | \$21,593 | \$0 | \$200,000 | \$0 | \$200,000 |
| Net County Cost | \$0 | \$0 | \$0 | \$0 | \$0 |

*Net County Cost carryover savings included in the 2015-2016 Adopted Final Budget is \$0.

PROGRAM DISCUSSION

At the proposed level of funding, life insurance, management long-term disability, and the deferred compensation program will be provided to Stanislaus County employees. Basic life insurance is provided to all eligible employees and supplemental life insurance may be purchased at the employees' expense. Management long-term disability is a County-sponsored benefit, offered only to managers. The deferred compensation program is administered by Mass Mutual, with the oversight from a Deferred Compensation Committee consisting of County employees and an outside consultant. It is anticipated that \$96,000 in revenue will be received in Budget Year 2016-2017 from Mass Mutual as part of its administrative agreement to fund deferred compensation-related expenses.

This budget includes appropriations in the amount of \$200,000 to return funding to Deferred Compensation participants, funded by retained earnings. Returning previously-accumulated retained earnings was unanimously approved by the Deferred Compensation Committee. The retained earnings are the result of unspent investment fees paid by participants over the course of several years. County staff previously negotiated a reduced fee structure with Mass Mutual to address the issue of excess retained earnings. The motion to return retained earnings back to participants was supported because of a high-level of confidence that the new fee structure provides ample revenue to support existing program costs, and after determining the amount of funds in the retained earnings account have not been used over a sustained period of time.

This budget is funded primarily from administrative fee revenue from County departments, COBRA participants, and pre-Medicare retirees. Departments pay an administrative fee of \$2 per paycheck per employee to administer benefits and COBRA and pre-Medicare retirees pay a fee of 2% of medical premiums. These funds are used to pay Employee Benefits salaries and other related expenses.

STAFFING IMPACTS

Total current authorized positions— 0

RECOMMENDED PROPOSED BUDGET

It is recommended that a budget of \$650,000 be approved for Chief Executive Office – Risk Management Division Other Employee Benefits. This budget is funded by \$450,000 in estimated departmental revenue and the use of \$200,000 in retained earnings.

Total recommended authorized positions— 0

STANISLAUS COUNTY, CALIFORNIA
Budget Year 2016-2017
FISCAL GENERAL SERVICES
Other General



CHIEF EXECUTIVE OFFICE—RISK MANAGEMENT DIVISION
PROFESSIONAL LIABILITY INSURANCE

Budget Unit 5061 0018061
Internal Service Fund

SERVICES PROVIDED

The Professional Liability Insurance budget provides for the management of claim losses, legal defense, cost of claims administration, actuarial services, and the administration of medical malpractice insurance. Effective October 1, 2014, this budget has been renamed to Chief Executive Office – Risk Management Division Professional Liability Insurance with the transition to a fully-insured program.

FUND/CASH BALANCE

As of July 1, 2016, the Chief Executive Office – Risk Management Division Professional Liability Insurance projects the retained earnings to be \$710,000, as compared to the July 1, 2015 retained earnings balance of \$376,823. The variance is due primarily to a 2014-2015 year-end accounting entry that decreased the fund's liability for claims that were incurred but not reported or paid and increased the retained earnings balance. It is anticipated that the liability balance will diminish significantly over the next two years, as the timeframe for submitting claims against the County under the self-insured program closes in October 2017. The County will continue to work closely with its outside actuarial firm to seek recommendations on liability and retained earnings balances.

As of July 1, 2016, the fund is projected to have a cash balance of \$925,000, as compared to the July 1, 2015 cash balance of \$1,022,409. The variance is primarily due to the transfer of cash from Professional Liability to General Liability in Fiscal Year 2015-2016 to account for a claim that was paid in the wrong fund in the prior fiscal year.

The difference between retained earnings and cash balance is due to the non-cash items listed on the balance sheet, such as Accounts Payable and the liability for claims that have been incurred, but not reported and paid.

| Chief Executive Office - Professional Liability | | | | | |
|--|-----------------------------|--|--|--|--|
| Classification | 2014-2015 Actual | 2015-2016 Adopted Final Budget* | 2016-2017 Requested Proposed Budget | 2016-2017 Recommended Adjustments | 2016-2017 Recommended Proposed Budget |
| Taxes | \$0 | \$0 | \$0 | \$0 | \$0 |
| Licenses, Permits, Franchises | \$0 | \$0 | \$0 | \$0 | \$0 |
| Fines, Forfeitures, Penalties | \$0 | \$0 | \$0 | \$0 | \$0 |
| Revenue from use of Assets | \$5,911 | \$10,000 | \$10,000 | \$0 | \$10,000 |
| Intergovernmental Revenue | \$0 | \$0 | \$0 | \$0 | \$0 |
| Charges for Service | \$664,300 | \$400,000 | \$400,000 | \$0 | \$400,000 |
| Miscellaneous Revenue | \$0 | \$0 | \$0 | \$0 | \$0 |
| Other Financing Sources | \$0 | \$0 | \$0 | \$0 | \$0 |
| Total Revenue | \$670,211 | \$410,000 | \$410,000 | \$0 | \$410,000 |
| Salaries and Benefits | \$0 | \$0 | \$0 | \$0 | \$0 |
| Services and Supplies | \$572,329 | \$409,829 | \$510,170 | \$0 | \$510,170 |
| Other Charges | \$0 | \$171 | (\$170) | \$0 | (\$170) |
| Fixed Assets | \$0 | \$0 | \$0 | \$0 | \$0 |
| Other Financing Uses | \$0 | \$0 | \$0 | \$0 | \$0 |
| Equity | \$0 | \$0 | \$0 | \$0 | \$0 |
| Intrafund | \$0 | \$0 | \$0 | \$0 | \$0 |
| Contingencies | \$0 | \$0 | \$0 | \$0 | \$0 |
| Gross Costs | \$572,329 | \$410,000 | \$510,000 | \$0 | \$510,000 |
| Retained Earnings | (\$97,882) | \$0 | \$100,000 | \$0 | \$100,000 |
| Net County Cost | \$0 | \$0 | \$0 | \$0 | \$0 |

*Net County Cost carryover savings included in the 2015-2016 Adopted Final Budget is \$0.

PROGRAM DISCUSSION

At the proposed level of funding, insurance coverage is provided for the Health Services Agency (HSA), Behavioral Health and Recovery Services (BHRS), Probation, and the Sheriff. Funds are included for the defense and settlement of existing claims, as well as for the insurance premium and deductibles associated with future claims. This budget is funded by \$400,000 in departmental charges, \$10,000 in interest earnings, and \$100,000 in retained earnings.

In 1993, the County obtained insurance coverage for its Medical Malpractice Program through CSAC – Excess Insurance Authority (CSAC-EIA). CSAC-EIA offers two insurance options – one with a self-insured retention (SIR) of \$500,000 and one with a deductible of \$10,000, which is considered fully-insured. At the time, the County joined the group with the self-insured retention because it delivered services in a hospital environment. The County remained in that program through September 2014, retaining an SIR of \$500,000 for all new and existing claims.

As the renewal approached in the fall of 2014, CSAC-EIA advised the County that it would be more advantageous for the County to move to its fully-insured program with a deductible of \$10,000 since the County no longer delivers services in a hospital environment. Also, under the fully-insured program, CSAC-EIA handles the defense and settlement of all claims. The County engaged in a thorough analysis of the insurance premiums for the new program, which resulted in estimated future savings to the budget and ultimately to the departments for which the insurance is provided. The savings is realized in three key areas: 1) decreased insurance premiums, 2) eliminated third party administrator fees (these costs are included in the premium), and 3) decreased defense and settlement costs.

In the 2014-2015 Mid-Year Financial Report, approval was given to increase appropriations in that fiscal year to completely pay the tail premium which covered all claims under the self-insured program. Any new claim that is incurred and reported on or after October 1, 2014 will be covered under the new program and subject to the \$10,000 deductible. Any new claim that was incurred prior to October 1, 2014, however, will fall under the old program and will be subject to the \$500,000 SIR. It is anticipated that the timeframe for submitting claims under the old program will close on October 1, 2017. The County is working closely with its actuarial firm to maintain adequate reserves in this fund for claims that fall under both scenarios.

The basis of the professional liability charges includes an exposure and experience component. The exposure component represents 92% of the charges and is based upon the percentage of program exposure determined by the excess insurance carrier, CSAC-EIA. CSAC-EIA uses the application data submitted for medical malpractice insurance as the basis for determination of the exposure percentages. The experience component represents 8% of the charges and reflects four years of loss history allocated by department. The loss history includes costs related to the defense and possible settlement of cases filed against specific departments.

Based on the updated experience and exposure analysis, the total budget allocation for the Professional Liability Insurance fund for Budget Year 2016-2017 is as follows:

| | | |
|---|-----------------|--------------|
| Health Services Agency | \$256,577 | 64.1% |
| Sheriff | \$ 33,381 | 8.4% |
| Behavioral Health and Recovery Services | \$107,096 | 26.8% |
| Probation | \$ 2,946 | 0.7% |
| <hr/> Total | <hr/> \$400,000 | <hr/> 100.0% |

The Professional Liability Insurance budget is supported by positions funded in the Chief Executive Office – Risk Management Division, a General Fund budget.

STAFFING IMPACTS

Total current authorized positions— 0

RECOMMENDED PROPOSED BUDGET

It is recommended that a budget of \$510,000 be approved for Chief Executive Office – Risk Management Division Professional Liability Insurance. This budget is funded by \$410,000 in estimated departmental revenue and \$100,000 in retained earnings.

Total recommended authorized positions— 0

STANISLAUS COUNTY, CALIFORNIA
Budget Year 2016-2017

FISCAL GENERAL SERVICES
Other General



CHIEF EXECUTIVE OFFICE—RISK MANAGEMENT DIVISION
UNEMPLOYMENT SELF-INSURANCE

Budget Unit 5071 0018071
Internal Service Fund

SERVICES PROVIDED

The Unemployment Self-Insurance budget provides unemployment insurance for approximately 4,250 County employees including full-time, extra-help, and personal service contractors. The claims administration for this fund continues to be provided by the program's third party administrator, TALX Corporation.

FUND/CASH BALANCE

As of July 1, 2016, the Chief Executive Office – Risk Management Division Unemployment Self-Insurance projects the retained earnings to be \$500,000, as compared to the July 1, 2015 retained earnings balance of \$723,336. The variance is due to the planned use of retained earnings to offset departmental charges in Fiscal Year 2015-2016.

As of July 1, 2016, the fund is projected to have a cash balance of \$800,000, as compared to the July 1, 2015 cash balance of \$1,088,046. The variance is due to the planned use of funding to offset departmental charges in Fiscal Year 2015-2016.

The difference between retained earnings and cash balance is due to the non-cash items listed on the balance sheet, such as Accounts Payable and the liability for claims that have been incurred, but not reported and paid.

| Chief Executive Office - Unemployment Insurance | | | | | |
|--|-----------------------------|--|--|--|--|
| Classification | 2014-2015 Actual | 2015-2016 Adopted Final Budget* | 2016-2017 Requested Proposed Budget | 2016-2017 Recommended Adjustments | 2016-2017 Recommended Proposed Budget |
| Taxes | \$0 | \$0 | \$0 | \$0 | \$0 |
| Licenses, Permits, Franchises | \$0 | \$0 | \$0 | \$0 | \$0 |
| Fines, Forfeitures, Penalties | \$0 | \$0 | \$0 | \$0 | \$0 |
| Revenue from use of Assets | \$5,956 | \$10,000 | \$10,000 | \$0 | \$10,000 |
| Intergovernmental Revenue | \$0 | \$0 | \$0 | \$0 | \$0 |
| Charges for Service | \$195,600 | \$204,450 | \$210,000 | \$0 | \$210,000 |
| Miscellaneous Revenue | \$0 | \$0 | \$0 | \$0 | \$0 |
| Other Financing Sources | \$0 | \$0 | \$0 | \$0 | \$0 |
| Total Revenue | \$201,556 | \$214,450 | \$220,000 | \$0 | \$220,000 |
| Salaries and Benefits | \$0 | \$0 | \$0 | \$0 | \$0 |
| Services and Supplies | \$415,265 | \$614,402 | \$620,000 | \$0 | \$620,000 |
| Other Charges | \$43 | \$48 | \$0 | \$0 | \$0 |
| Fixed Assets | \$0 | \$0 | \$0 | \$0 | \$0 |
| Other Financing Uses | \$0 | \$0 | \$0 | \$0 | \$0 |
| Equity | \$0 | \$0 | \$0 | \$0 | \$0 |
| Intrafund | \$0 | \$0 | \$0 | \$0 | \$0 |
| Contingencies | \$0 | \$0 | \$0 | \$0 | \$0 |
| Gross Costs | \$415,308 | \$614,450 | \$620,000 | \$0 | \$620,000 |
| Retained Earnings | \$213,752 | \$400,000 | \$400,000 | \$0 | \$400,000 |
| Net County Cost | \$0 | \$0 | \$0 | \$0 | \$0 |

*Net County Cost carryover savings included in the 2015-2016 Adopted Final Budget is \$0.

PROGRAM DISCUSSION

At the proposed level of funding, four quarterly unemployment payments, projected at approximately \$150,000 per quarter, can be made to the State Employment Development Department (EDD). The Unemployment Self-Insurance budget is balanced by charging \$50 per employee to departments, \$10,000 in interest earnings, and using \$400,000 in retained earnings.

The Unemployment Self-Insurance budget is supported by positions funded in the Chief Executive Office – Risk Management Division, a General Fund budget.

STAFFING IMPACTS

Total current authorized positions— 0

RECOMMENDED PROPOSED BUDGET

It is recommended that a budget of \$620,000 be approved for Chief Executive Office – Risk Management Division Unemployment Self-Insurance. This budget is funded by \$220,000 in estimated departmental revenue and the use of \$400,000 in retained earnings.

Total recommended authorized positions— 0

STANISLAUS COUNTY, CALIFORNIA
Budget Year 2016-2017
FISCAL GENERAL SERVICES
Other General



CHIEF EXECUTIVE OFFICE—RISK MANAGEMENT DIVISION
VISION CARE SELF-INSURANCE

Budget Unit 5111 0018111
 Internal Service Fund

SERVICES PROVIDED

The Vision Care Self-Insurance Fund provides for vision benefits and services to approximately 3,600 full-time County employees and their families. Vision Service Plan (VSP) continues to administer the nationwide network of providers and processes claim payments for this fund.

FUND/CASH BALANCE

As of July 1, 2016, the Chief Executive Office – Risk Management Division Vision Care Self-Insurance projects the retained earnings to be \$150,000, as compared to the July 1, 2015 retained earnings balance of \$151,019. There is no significant variance in retained earnings balances.

As of July 1, 2016, the fund is projected to have a cash balance of \$235,000, as compared to the July 1, 2015 cash balance of \$237,369. There is no significant variance in cash balances.

The difference between retained earnings and cash balance is due to the non-cash items listed on the balance sheet, such as Accounts Payable and the liability for claims that have been incurred, but not reported and paid.

| Chief Executive Office - Vision Care Insurance | | | | | |
|---|-----------------------------|--|--|--|--|
| Classification | 2014-2015 Actual | 2015-2016 Adopted Final Budget* | 2016-2017 Requested Proposed Budget | 2016-2017 Recommended Adjustments | 2016-2017 Recommended Proposed Budget |
| Taxes | \$0 | \$0 | \$0 | \$0 | \$0 |
| Licenses, Permits, Franchises | \$0 | \$0 | \$0 | \$0 | \$0 |
| Fines, Forfeitures, Penalties | \$0 | \$0 | \$0 | \$0 | \$0 |
| Revenue from use of Assets | \$586 | \$1,000 | \$2,000 | \$0 | \$2,000 |
| Intergovernmental Revenue | \$0 | \$0 | \$0 | \$0 | \$0 |
| Charges for Service | \$525,205 | \$737,000 | \$758,000 | \$0 | \$758,000 |
| Miscellaneous Revenue | \$0 | \$0 | \$0 | \$0 | \$0 |
| Other Financing Sources | \$0 | \$0 | \$0 | \$0 | \$0 |
| Total Revenue | \$525,791 | \$738,000 | \$760,000 | \$0 | \$760,000 |
| Salaries and Benefits | \$0 | \$0 | \$0 | \$0 | \$0 |
| Services and Supplies | \$679,193 | \$717,432 | \$736,264 | \$0 | \$736,264 |
| Other Charges | \$40,373 | \$20,568 | \$23,736 | \$0 | \$23,736 |
| Fixed Assets | \$0 | \$0 | \$0 | \$0 | \$0 |
| Other Financing Uses | \$0 | \$0 | \$0 | \$0 | \$0 |
| Equity | \$0 | \$0 | \$0 | \$0 | \$0 |
| Intrafund | \$0 | \$0 | \$0 | \$0 | \$0 |
| Contingencies | \$0 | \$0 | \$0 | \$0 | \$0 |
| Gross Costs | \$719,566 | \$738,000 | \$760,000 | \$0 | \$760,000 |
| Retained Earnings | \$193,775 | \$0 | \$0 | \$0 | \$0 |
| Net County Cost | \$0 | \$0 | \$0 | \$0 | \$0 |

*Net County Cost carryover savings included in the 2015-2016 Adopted Final Budget is \$0.

PROGRAM DISCUSSION

At the proposed level of funding, the Vision Self-Insurance budget will finance the payment of vision claims and claims administration. This budget is funded through revenue from County departments, employee premium cost share, and COBRA participants who also participate in the plan. The County reached an agreement with County labor organizations for the period of January 1, 2015, through December 31, 2017, wherein vision benefits were enhanced to include greater allowances for frames and contact lenses for a \$10 exam and materials copay. The employee premium cost share remained the same at 20% of the vision rate.

The Vision Care Self-Insurance budget is supported by positions funded in the Chief Executive Office – Risk Management Division, a General Fund budget.

STAFFING IMPACTS

Total current authorized positions— 0

RECOMMENDED PROPOSED BUDGET

It is recommended that a budget of \$760,000 be approved for Chief Executive Office – Risk Management Division Vision Care Self-Insurance. This budget is funded by \$760,000 in estimated departmental revenue.

Total recommended authorized positions— 0

STANISLAUS COUNTY, CALIFORNIA
Budget Year 2016-2017

FISCAL GENERAL SERVICES
Other General



CHIEF EXECUTIVE OFFICE—RISK MANAGEMENT DIVISION
WORKERS' COMPENSATION SELF-INSURANCE

Budget Unit 5081 0018081
Internal Service Fund

SERVICES PROVIDED

The Workers' Compensation Self-Insurance budget provides Workers' Compensation benefits to injured employees who have sustained an injury/illness, which arises out of employment and in the course of employment with the County. This budget includes funding costs for claims expenses, excess insurance coverage, actuarial services, claims administration, loss control and prevention, legal defense, licensing fees, support services, and general County overhead.

FUND/CASH BALANCE

As of July 1, 2016, the Chief Executive Office – Risk Management Division Workers' Compensation Self-Insurance projects the retained earnings to be \$1,426,241, as compared to the July 1, 2015 retained earnings balance of \$2,280,903. The variance is due to the planned use of retained earnings in Fiscal Year 2015-2016 for higher-than-anticipated claims expenses and a 2014-2015 year-end accounting entry that increased the fund's liability for claims that were incurred but not reported or paid and reduced the retained earnings balance.

As of July 1, 2016, the fund is projected to have a cash balance of \$22,700,742, as compared to the July 1, 2015 cash balance of \$23,111,678. The variance is due to the planned use of funding in Fiscal Year 2015-2016 for higher-than-anticipated claims expenses.

The difference between retained earnings and cash balance is due to the non-cash items listed on the balance sheet, such as Accounts Payable and the liability for claims that have been incurred, but not reported and paid.

| Chief Executive Office - Workers' Compensation | | | | | |
|---|-----------------------------|--|--|--|--|
| Classification | 2014-2015 Actual | 2015-2016 Adopted Final Budget* | 2016-2017 Requested Proposed Budget | 2016-2017 Recommended Adjustments | 2016-2017 Recommended Proposed Budget |
| Taxes | \$0 | \$0 | \$0 | \$0 | \$0 |
| Licenses, Permits, Franchises | \$0 | \$0 | \$0 | \$0 | \$0 |
| Fines, Forfeitures, Penalties | \$0 | \$0 | \$0 | \$0 | \$0 |
| Revenue from use of Assets | \$146,662 | \$200,000 | \$220,000 | \$0 | \$220,000 |
| Intergovernmental Revenue | \$0 | \$13,000 | \$0 | \$0 | \$0 |
| Charges for Service | \$4,706,097 | \$4,690,000 | \$4,655,000 | \$0 | \$4,655,000 |
| Miscellaneous Revenue | \$785 | \$0 | \$0 | \$0 | \$0 |
| Other Financing Sources | \$0 | \$0 | \$0 | \$0 | \$0 |
| Total Revenue | \$4,853,544 | \$4,903,000 | \$4,875,000 | \$0 | \$4,875,000 |
| Salaries and Benefits | \$0 | \$0 | \$0 | \$0 | \$0 |
| Services and Supplies | \$4,519,342 | \$4,819,862 | \$5,053,770 | \$0 | \$5,053,770 |
| Other Charges | \$275,408 | \$258,138 | \$221,230 | \$0 | \$221,230 |
| Fixed Assets | \$0 | \$0 | \$0 | \$0 | \$0 |
| Other Financing Uses | \$0 | \$0 | \$0 | \$0 | \$0 |
| Equity | \$0 | \$0 | \$0 | \$0 | \$0 |
| Intrafund | \$0 | \$0 | \$0 | \$0 | \$0 |
| Contingencies | \$0 | \$0 | \$0 | \$0 | \$0 |
| Gross Costs | \$4,794,750 | \$5,078,000 | \$5,275,000 | \$0 | \$5,275,000 |
| Retained Earnings | (\$58,794) | \$175,000 | \$400,000 | \$0 | \$400,000 |
| Net County Cost | \$0 | \$0 | \$0 | \$0 | \$0 |

*Net County Cost carryover savings included in the 2015-2016 Adopted Final Budget is \$0.

PROGRAM DISCUSSION

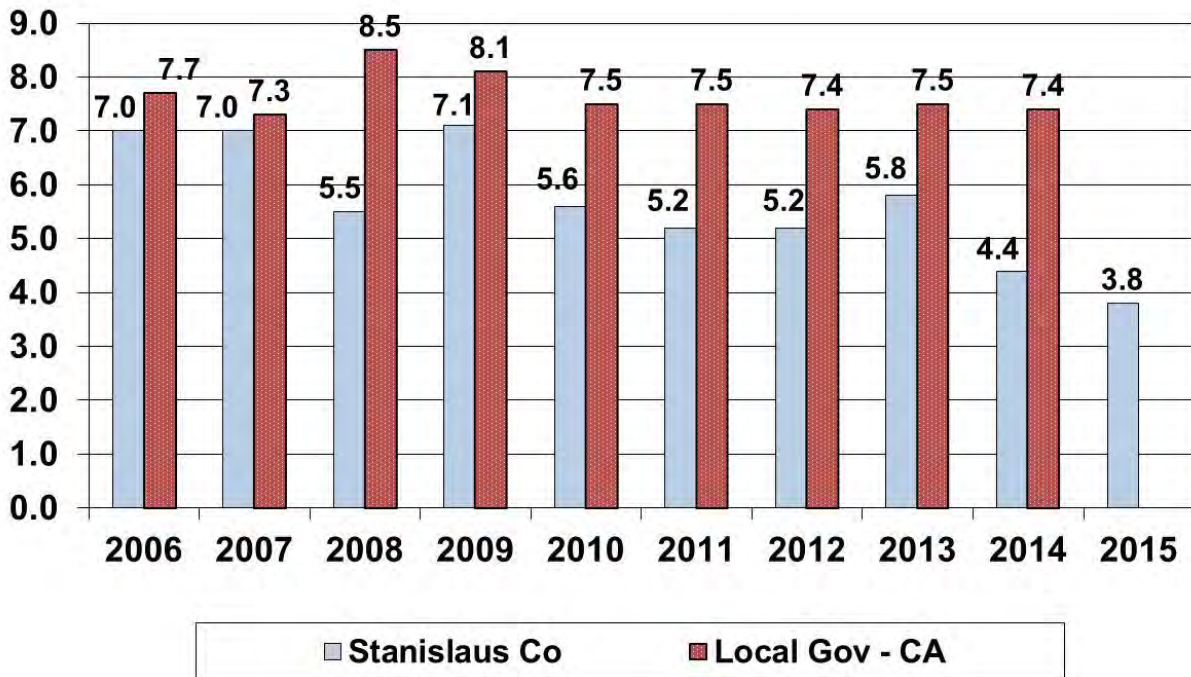
At the proposed level of funding, the Workers' Compensation Self-Insurance budget will fully fund the services provided through the Disability Management Program. The Disability Management Program includes returning injured/ill employees back to work, providing injured employees a Medical Provider Network (MPN), and providing supervisors with high level training and workshops. In addition, the CEO – Risk Management Division will continue to meet on a quarterly basis with the high cost/high risk departments to coordinate information required to bring claims to a close. Semi-annual conferences with the Division's Workers' Compensation defense attorneys and claims adjusters will continue for settlement coordination. This budget is funded by \$4.7 million in departmental charges, \$220,000 in interest earnings, and \$400,000 in retained earnings.

The basis of distribution of the workers' compensation charges includes an experience and exposure component. The experience component represents 70% of the charges and reflects ten years of loss history allocated by department. The loss history includes costs related to the defense and possible settlement of cases filed against specific departments. The exposure component represents 30% of the charges, and is based upon the number of full-time and part-time employees allocated to each department.

In order to mitigate risk in this program, the Risk Management Division purchases excess insurance for claims and defense costs that exceed the County's self-insured retention (similar to an insurance deductible) of \$500,000. The County pays all costs as they are incurred and then the amounts that exceed the self-insured retention are reimbursed by the insurance carrier. This funding is recorded as an offset to expenditures in the Workers' Compensation Self-Insurance budget.

The ongoing efforts of the County's safety program have assisted in controlling the severity and frequency of work-related injuries. The County's Occupational Safety and Health Administration (OSHA) incident rate for the County workforce has on average been 23% lower than the incident rates for comparable local governments in California, reflecting the ongoing effectiveness of the County safety program. In 2015, the County's OSHA incident rate was 3.8, representing an all-time low. The chart below shows the comparison of the OSHA incident rates for Stanislaus County and comparable local governments in the State of California.

OSHA Incident Rate



This record achievement in workplace safety is the culmination of many years of reduced trends in employee injuries and illnesses and was made possible by 15 County departments setting individual safety performance records in Fiscal Year 2014-2015. This record low accident rate contributed to savings of over \$470,000 in Fiscal Year 2014-2015 in the Workers' Compensation Budget. In sharing this performance outcome with County departments, the County Safety Board requested that a portion of the financial savings from Fiscal Year 2014-2015 be allocated for departments to implement employee recognition programs in support of workplace safety. In Fiscal Year 2015-2016, the Board of Supervisors approved an allotment of \$11 per employee (full-time and part-time) to celebrate safety, which is equivalent to the daily per diem rate for lunch as provided in the County's travel policy. Departments were given the flexibility to host recognition events or to purchase safety-related gifts, funded by savings in the Workers' Compensation Budget.

This budget reflects funding at the expected level as recommended in the August 2015 Actuarial Review of the Self-Insured Workers' Compensation Program, prepared by Bickmore Risk Services.

The Workers' Compensation Self-Insurance budget is supported by positions funded in the Chief Executive Office – Risk Management Division, a General Fund budget.

STAFFING IMPACTS

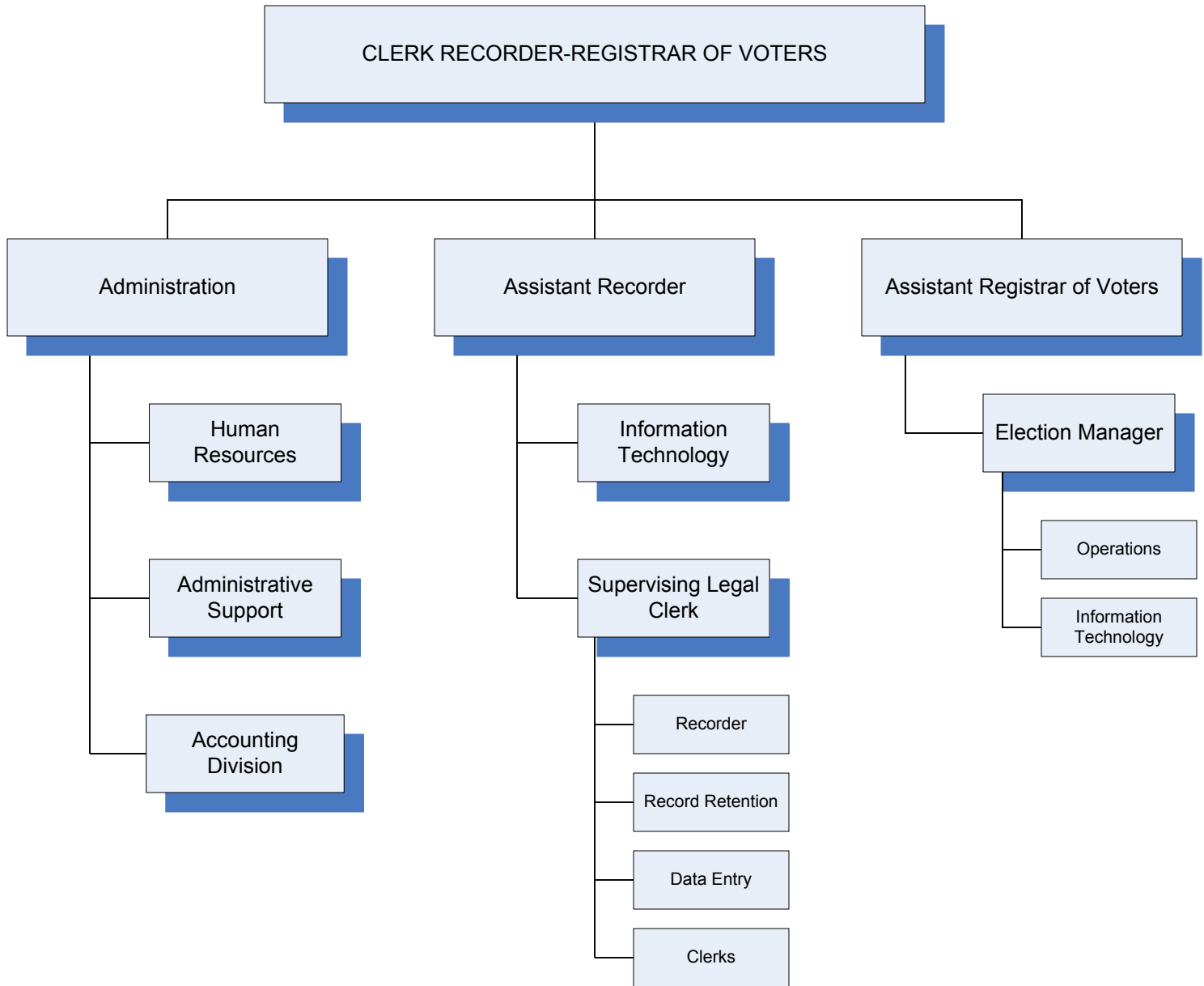
Total current authorized positions— 0

RECOMMENDED PROPOSED BUDGET

It is recommended that a budget of \$5,275,000 be approved for Chief Executive Office – Risk Management Division Workers' Compensation Self-Insurance. This budget is funded by \$4,875,000 in estimated departmental revenue and the use of \$400,000 in retained earnings.

Total recommended authorized positions— 0

STANISLAUS COUNTY
CLERK RECORDER-REGISTRAR OF VOTERS



Revised March 2006

STANISLAUS COUNTY, CALIFORNIA
Budget Year 2016-2017
FISCAL GENERAL SERVICES
Other Protection



COUNTY CLERK-RECORDER
Lee Lundrigan, Clerk-Recorder

BUDGET AT A GLANCE

| | |
|---------------------------------------|--------------------|
| Gross Costs | \$7,012,062 |
| Total Revenue | \$2,596,748 |
| Fund Balance/Retained Earnings | \$2,100,773 |
| Net County Cost | \$2,314,541 |
| Total Recommended Staffing | 45 |
| % Funded by Local Discretionary Funds | 33.0% |

MISSION STATEMENT

The County Clerk-Recorder ensures that a vital link to the past is maintained for future generations by indexing, maintaining, archiving and preserving documents of historical, commercial and legal significance; provides public access to clear and accurate County records; ensures that qualified and interested citizens are given the opportunity to exercise their right to vote in lawfully conducted elections; and conducts all manner of business related to elections.

ACCOMPLISHMENTS AND OBJECTIVES

The Accomplishments of Fiscal Year 2015-2016 and Objectives for Budget Year 2016-2017 for the County Clerk-Recorder include:

**FISCAL YEAR 2015-2016
 ACCOMPLISHMENTS**

- ◆ Successfully conducted the Consolidated District Election in November 2015
- ◆ Successfully conducted the Modesto Mayoral Run-Off Election
- ◆ Successfully conducted the Burbank Paradise Fire District Election
- ◆ Expanded preparations for the June 2016 Presidential Primary Election in order to efficiently accommodate the larger than usual turnout expected
- ◆ Official Record images from 1920 to the present have been made available for electronic viewing

**BUDGET YEAR 2016-2017
 OBJECTIVES**

- ◆ Conduct the 2016 Presidential General Election
- ◆ Implement the electronic filing system as part of the “on-line not in-line” initiative
- ◆ Place Vital Record images into electronic viewing status

BUDGETS WITHIN THE COUNTY CLERK-RECORDER’S OFFICE INCLUDE:

- ◆ Recorder Division
- ◆ Elections Division
- ◆ Modernization Trust Fund
- ◆ Vital and Health Statistics

STANISLAUS COUNTY, CALIFORNIA
Budget Year 2016-2017
FISCAL GENERAL SERVICES
Other Protection



COUNTY CLERK- RECORDER—RECORDER DIVISION

Budget Unit 0100 0020001
 General Fund

SERVICES PROVIDED

The County Clerk-Recorder's Office processes documents and records as required by law and reports all manner of business related to marriage licenses, certified copies of vital statistic records, document filings, and recordings of real property. The County Clerk-Recorder also provides passport acceptance services and conducts civil wedding ceremonies.

| Clerk-Recorder | | | | | |
|-------------------------------|-----------------------------|--|--|--|--|
| Classification | 2014-2015 Actual | 2015-2016 Adopted Final Budget* | 2016-2017 Requested Proposed Budget | 2016-2017 Recommended Adjustments | 2016-2017 Recommended Proposed Budget |
| Taxes | \$0 | \$0 | \$0 | \$0 | \$0 |
| Licenses, Permits, Franchises | \$137,332 | \$116,626 | \$110,000 | \$0 | \$110,000 |
| Fines, Forfeitures, Penalties | \$0 | \$0 | \$0 | \$0 | \$0 |
| Revenue from use of Assets | \$0 | \$0 | \$0 | \$0 | \$0 |
| Intergovernmental Revenue | \$0 | \$0 | \$0 | \$0 | \$0 |
| Charges for Service | \$1,418,475 | \$1,329,275 | \$1,320,028 | \$0 | \$1,320,028 |
| Miscellaneous Revenue | \$318,819 | \$336,254 | \$351,054 | \$0 | \$351,054 |
| Other Financing Sources | \$0 | \$0 | \$0 | \$0 | \$0 |
| Total Revenue | \$1,874,626 | \$1,782,155 | \$1,781,082 | \$0 | \$1,781,082 |
| Salaries and Benefits | \$1,461,832 | \$1,598,844 | \$1,608,333 | \$0 | \$1,608,333 |
| Services and Supplies | \$91,864 | \$80,360 | \$117,776 | \$0 | \$117,776 |
| Other Charges | \$222,710 | \$264,129 | \$264,110 | \$0 | \$264,110 |
| Fixed Assets | | | | | |
| Buildings & Improvements | \$11,371 | \$0 | \$0 | \$0 | \$0 |
| Other Financing Uses | \$0 | \$0 | \$0 | \$0 | \$0 |
| Equity | \$0 | \$0 | \$0 | \$0 | \$0 |
| Intrafund | \$163 | \$300 | \$500 | \$0 | \$500 |
| Contingencies | \$0 | \$0 | \$0 | \$0 | \$0 |
| Gross Costs | \$1,787,940 | \$1,943,633 | \$1,990,719 | \$0 | \$1,990,719 |
| Fund Balance | \$0 | \$0 | \$0 | \$0 | \$0 |
| Net County Cost | (\$86,686) | \$161,478 | \$209,637 | \$0 | \$209,637 |

*Net County Cost carryover savings included in the 2015-2016 Adopted Final Budget is \$0.

PROGRAM DISCUSSION

At the proposed level of funding, the Department can maintain all public services provided by the division. The County Clerk-Recorder's Office provides public access to clear and accurate County records that are indexed, maintained, archived, and preserved by Department staff.

The Department anticipates that an office remodel project will be completed during Budget Year 2016-2017. Part of the current capital improvement plan, a facility redesign will account for current business processes and improve the outdated components of the facility while improving the working and customer service environments. In keeping with the County's goal of continuous improvement, this project will allow the staff to serve the public more efficiently and allow easier access for the public to the services and records maintained by the Department. The project includes work on the customer counter, staff cubicles, and air conditioning modifications.

STAFFING IMPACTS

Total current authorized positions— 32

There are no requested changes to the current level of staffing.

RECOMMENDED PROPOSED BUDGET

It is recommended that a budget of \$1,990,719 be approved for Clerk-Recorder – Recorder Division. This budget is funded by \$1,781,082 in estimated departmental revenue and a \$209,637 contribution from the General Fund.

Total recommended authorized positions— 32

STANISLAUS COUNTY, CALIFORNIA
Budget Year 2016-2017



FISCAL GENERAL SERVICES
Elections

COUNTY CLERK-RECORDER—ELECTIONS DIVISION

Budget Unit 0100 0020299

General Fund

SERVICES PROVIDED

The County Clerk-Recorder – Elections Division provides Stanislaus County citizens the ability to exercise their constitutional right to vote. The Registrar of Voters registers voters, processes candidate applications and filings, and conducts elections. This includes administering Federal, State, County and local district elections within Stanislaus County and involves designing precincts, identifying polling places, recruiting election officers, maintaining voter registration records, processing vote-by-mail ballot applications, managing candidate and campaign filings, providing guidance and information pertaining to election laws, verifying petitions, interfacing with State and Federal Elections agencies, and conducting voter outreach programs.

| Clerk-Recorder - Elections | | | | | |
|-----------------------------------|-----------------------------|--|--|--|--|
| Classification | 2014-2015 Actual | 2015-2016 Adopted Final Budget* | 2016-2017 Requested Proposed Budget | 2016-2017 Recommended Adjustments | 2016-2017 Recommended Proposed Budget |
| Taxes | \$0 | \$0 | \$0 | \$0 | \$0 |
| Licenses, Permits, Franchises | \$0 | \$0 | \$0 | \$0 | \$0 |
| Fines, Forfeitures, Penalties | \$0 | \$0 | \$0 | \$0 | \$0 |
| Revenue from use of Assets | \$0 | \$0 | \$0 | \$0 | \$0 |
| Intergovernmental Revenue | \$263,776 | \$1,121,989 | \$0 | \$0 | \$0 |
| Charges for Service | \$201,346 | \$458,172 | \$145,600 | \$0 | \$145,600 |
| Miscellaneous Revenue | \$139 | \$0 | \$0 | \$0 | \$0 |
| Other Financing Sources | \$0 | \$0 | \$0 | \$0 | \$0 |
| Total Revenue | \$465,261 | \$1,580,161 | \$145,600 | \$0 | \$145,600 |
| Salaries and Benefits | \$964,097 | \$1,172,300 | \$1,094,767 | \$0 | \$1,094,767 |
| Services and Supplies | \$797,839 | \$2,667,424 | \$1,065,320 | \$0 | \$1,065,320 |
| Other Charges | \$86,463 | \$102,424 | \$89,667 | \$0 | \$89,667 |
| Fixed Assets | | | | | |
| Equipment | \$6,645 | \$0 | \$0 | \$0 | \$0 |
| Other Financing Uses | \$0 | \$0 | \$0 | \$0 | \$0 |
| Equity | \$0 | \$0 | \$0 | \$0 | \$0 |
| Intrafund | \$932 | \$1,750 | \$750 | \$0 | \$750 |
| Contingencies | \$0 | \$0 | \$0 | \$0 | \$0 |
| Gross Costs | \$1,855,976 | \$3,943,898 | \$2,250,504 | \$0 | \$2,250,504 |
| Fund Balance | \$0 | \$0 | \$0 | \$0 | \$0 |
| Net County Cost | \$1,390,715 | \$2,363,737 | \$2,104,904 | \$0 | \$2,104,904 |

*Net County Cost carryover savings included in the 2015-2016 Adopted Final Budget is \$0.

PROGRAM DISCUSSION

At the proposed level of funding, the Division can maintain normal levels of service. However, the Department has concerns that the 2016 Presidential General Election will require extensive support and funding in excess of that experienced in typical election years. A letter addressed to the Governor issued from the California Secretary of State and Chief Elections Officer has warned that recent data “suggests a surge in voter participation in both the Presidential Primary Election in June and the General Election in November.” Voter registration is on the rise and western states have experienced voter turnout that surpasses that of the 2012 primary election.

A natural consequence of increased voter registration and turnout is increased election costs. An increase in staffing resources becomes necessary to verify signatures and man additional polls. Printing costs related to the election are expected to rise as additional voter information guides must be printed, with 21 potential ballot measures increasing the number of pages in each booklet. Preliminary vendor quotes project costs in excess of the Proposed Budget by approximately \$145,000. Projections point towards an active election year and Stanislaus, like other counties statewide, looks to the Presidential Primary Election in June as an indicator of what to expect in November.

Continuous improvement in the way elections are conducted has been addressed nationwide. The 2002 Help America Vote Act (HAVA) was initiated by the United States Congress to improve the administration of elections in the United States. Two separate grants under HAVA 301 funded this process. The first grant was used to purchase the current voting equipment used in Stanislaus County to conduct elections. The second HAVA 301 grant was implemented to further support the election administration and complete the purchase of updated equipment.

In 2002 relatively few voters cast vote-by-mail ballots, so only two central count tabulator machines were purchased with the initial HAVA grant to support this function. The necessity for central count tabulators has been steadily increasing. In November 2015, 70% of the vote was cast via vote-by-mail ballot and additional central count machines are now required to replace the aging tabulators and increase the number of central count tabulators.

On January 10, 2006, when the Board of Supervisors authorized the Registrar of Voters to utilize resources received from the second Help America Vote Act of 2002 grant in the amount of \$2,438,813, the intent was to purchase additional central count tabulators. This grant provides Federal funding to help counties maintain compliance with the requirements of Section 301 of the HAVA. The initial term of the second contract was December 19, 2005 through June 30, 2007. The California Secretary of State's (SOS) decertification of most of the available voting equipment on the market resulted in several years of extending the grant between December 2010 and expiration on March 31, 2016. No voting equipment utilized in Stanislaus County was certified for purchase in California during this contract period.

The Department has made all possible purchases under the existing contract for election equipment approved by the SOS and has been supporting the development of voting equipment that would pass the certification process, producing the additional voting equipment the Division needs. At this time the second HAVA 301 grant contract has expired and has not been renewed by the SOS. For this reason the balance of \$1,076,226 has been removed from the Election Division budget.

The State Legislature has suspended the following mandates which will continue to reduce revenue:

Vote-by-Mail Ballots: With the suspension of mandates, vote-by-mail ballot submission for voters who make that request, the Elections Division will no longer be eligible to submit a claim for reimbursement for this service.

Fifteen Day Close of Voter Registration: The Elections Division will no longer be reimbursed for processing voter registration affidavits from 28 days prior to the election through 15 days before the election.

State Budget Impacts: Recently passed or pending legislation is also a cause for concern regarding the budget impact on the Department:

- ◆ **Assembly Bill 1461:** Eligible Californians will be registered when they get a license, state ID, or an address update at the DMV, unless they opt out. This will likely produce a large increase in registrations. This means an increase in election material costs, postage, polls and poll workers as well as additional computer storage needs.
- ◆ **Senate Bill 415:** Would require districts to switch to even year elections if odd year elections over the past four years have a 25% or greater reduction in voter turnout.
- ◆ **Assembly Bill 1436:** Allows voters to register up to and including Election Day. For those voters registering and voting after the 14 day cutoff prior to the election, the votes would be

cast provisionally. This would require additional staff time to research and provide a determination on those additional provisional votes.

- ◆ **Elections Code 3019:** As of January 1, 2016, vote-by-mail ballots that are returned without a signature can be signed up to eight days after the election. Prior to passage of this legislation, signatures had to be made no later than Election Day. This means that more staff time will be needed to process and verify ballots during the Election Canvass period.
- ◆ **Elections Code 2053:** As of January 1, 2016, if counties post a sample ballot pamphlet on their website, it must be made accessible for the visually impaired. For all future elections, this will increase the cost for vendor services or it is likely that overtime hours for information technology staff will be incurred.
- ◆ **Senate Bill 113:** Reduces the minimum age to submit a voter registration affidavit to 16 years of age. This will lead to additional voter registration affidavits being submitted for processing, tracking this group of registrants, then making that registration official when the person reaches 18 years of age. Labor costs associated with these changes are expected to increase.

PENDING LEGISLATION

Senate Bill 450: This pending legislation would authorize the elimination of traditional polling sites in favor of vote-by-mail elections with voting centers and drop boxes as an option to deliver ballots. Sending every voter a vote-by-mail ballot would result in roughly a 60 percent increase in vote-by-mail ballot printing and mailing. Still undecided is how many vote centers must be established in each county, how long they must be open (initial discussion is 1-2 weeks before Election Day), and how many drop boxes must be established. The new voting center sites will need high tech connections, ballot on demand machines and card stock. Additionally, computer tablet “e-books” would also most likely be necessary. Depending on the number of voting centers and how long they will be required to be available to the public and the need for “tech savvy” poll workers, the cost for operation may far exceed existing costs for polling locations.

STAFFING IMPACTS

Total current authorized positions— 13

There are no requested changes to the current level of staffing.

RECOMMENDED PROPOSED BUDGET

It is recommended that a budget of \$2,250,504 be approved for Clerk-Recorder – Elections Division. This budget is funded by \$145,600 in estimated departmental revenue and a \$2,104,904 contribution from the General Fund.

The Department anticipates a large turnout for the Presidential General Election in November and has concerns regarding associated costs. Preliminary quotes by vendors project costs in excess of the Proposed Budget by approximately \$145,000. It is recommended that actual costs be monitored and re-evaluated in a subsequent budget cycle to ensure adequate appropriation authority and funding for required election activities. Funds in the amount of \$150,000 have been reserved in Appropriations for Contingencies for the potential increase in costs for the Presidential Election.

Total recommended authorized positions— 13

STANISLAUS COUNTY, CALIFORNIA
Budget Year 2016-2017
FISCAL GENERAL SERVICES
Other Protection



COUNTY CLERK-RECORDER—MODERNIZATION TRUST FUND

Budget Unit 1723 0020500
 Special Revenue Fund

SERVICES PROVIDED

This budget uses funding provided by law to fund necessary maintenance and to upgrade electronic processing equipment within the County Clerk-Recorder’s Office. Starting in Fiscal Year 2008-2009, this fund also included the revenue and expenses associated with the implementation of the Social Security Number Truncation program.

FUND/CASH BALANCE

As of July 1, 2016, the County Clerk-Recorder – Modernization Trust Fund projects the fund balance to be \$2,361,442, as compared to the July 1, 2015 fund balance of \$2,850,054. The variance is due to two major projects funded by the Modernization Trust Fund, which includes the Film Conversion Project and the Book Restoration Project.

As of July 1, 2016, the fund is projected to have a cash balance of \$2,362,057 as compared to the July 1, 2015 cash balance of \$2,871,820. The variance is due to the Film Conversion Project and the Book Restoration Project.

The difference between fund balance and cash balance is due to Accounts Payable invoices.

| Clerk-Recorder Modernization | | | | | |
|-------------------------------------|-----------------------------|--|--|--|--|
| Classification | 2014-2015 Actual | 2015-2016 Adopted Final Budget* | 2016-2017 Requested Proposed Budget | 2016-2017 Recommended Adjustments | 2016-2017 Recommended Proposed Budget |
| Taxes | \$0 | \$0 | \$0 | \$0 | \$0 |
| Licenses, Permits, Franchises | \$0 | \$0 | \$0 | \$0 | \$0 |
| Fines, Forfeitures, Penalties | \$0 | \$0 | \$0 | \$0 | \$0 |
| Revenue from use of Assets | \$0 | \$0 | \$0 | \$0 | \$0 |
| Intergovernmental Revenue | \$0 | \$0 | \$0 | \$0 | \$0 |
| Charges for Service | \$782,121 | \$645,259 | \$631,960 | \$0 | \$631,960 |
| Miscellaneous Revenue | \$0 | \$0 | \$0 | \$0 | \$0 |
| Other Financing Sources | \$0 | \$0 | \$0 | \$0 | \$0 |
| Total Revenue | \$782,121 | \$645,259 | \$631,960 | \$0 | \$631,960 |
| Salaries and Benefits | \$563,223 | \$689,246 | \$780,376 | \$0 | \$780,376 |
| Services and Supplies | \$496,208 | \$840,465 | \$1,790,463 | \$0 | \$1,790,463 |
| Other Charges | \$0 | \$0 | \$0 | \$0 | \$0 |
| Fixed Assets | | | | | |
| Equipment | \$0 | \$150,000 | \$150,000 | \$0 | \$150,000 |
| Other Financing Uses | \$0 | \$0 | \$0 | \$0 | \$0 |
| Equity | \$0 | \$0 | \$0 | \$0 | \$0 |
| Intrafund | \$0 | \$0 | \$0 | \$0 | \$0 |
| Contingencies | \$0 | \$0 | \$0 | \$0 | \$0 |
| Gross Costs | \$1,059,431 | \$1,679,711 | \$2,720,839 | \$0 | \$2,720,839 |
| Fund Balance | \$277,310 | \$1,034,452 | \$2,088,879 | \$0 | \$2,088,879 |
| Net County Cost | \$0 | \$0 | \$0 | \$0 | \$0 |

*Net County Cost carryover savings included in the 2015-2016 Adopted Final Budget is \$0.

PROGRAM DISCUSSION

At the proposed level of funding, the Department will continue with projects currently in process. This level of funding will allow the Department to more efficiently deliver public services. As the projects are completed, the public will have easier access to County Clerk-Recorder services.

The Division will continue with the fully funded multi-year projects that are currently underway. These projects include the Film Conversion and indexing projects. In Budget Year 2016-2017, the Division will utilize an allocated percentage of existing staff salaries and extra help to manage and execute the projects.

STAFFING IMPACTS

Total current authorized positions— 0

RECOMMENDED PROPOSED BUDGET

It is recommended that a budget of \$2,720,839 be approved for Clerk-Recorder – Modernization Trust Fund. This budget is funded by \$631,960 in estimated departmental revenue and the use of \$2,088,879 in Fund Balance.

Total recommended authorized positions— 0

STANISLAUS COUNTY, CALIFORNIA
Budget Year 2016-2017
FISCAL GENERAL SERVICES
Other Protection



COUNTY CLERK-RECORDER—VITAL AND HEALTH STATISTICS

Budget Unit 1786 0020601
 Special Revenue Fund

SERVICES PROVIDED

This budget provides funding that is used for the restoration and preservation of original vital statistics documents (Birth, Death, and Marriage Certificates) showing significant deterioration, as well as the printing and management of appropriate forms permitting public access to records.

FUND/CASH BALANCE

As of July 1, 2016, the County Clerk-Recorder – Vital & Health Statistics projects the fund balance to be \$279,364, as compared to the July 1, 2015 fund balance of \$254,700. The variance is due to revenue received during Fiscal Year 2015-2016. Cash is tracking similar to fund balance.

| Clerk-Recorder - Vital & Health Statistics | | | | | |
|---|-----------------------------|--|--|--|--|
| Classification | 2014-2015 Actual | 2015-2016 Adopted Final Budget* | 2016-2017 Requested Proposed Budget | 2016-2017 Recommended Adjustments | 2016-2017 Recommended Proposed Budget |
| Taxes | \$0 | \$0 | \$0 | \$0 | \$0 |
| Licenses, Permits, Franchises | \$0 | \$0 | \$0 | \$0 | \$0 |
| Fines, Forfeitures, Penalties | \$0 | \$0 | \$0 | \$0 | \$0 |
| Revenue from use of Assets | \$0 | \$0 | \$0 | \$0 | \$0 |
| Intergovernmental Revenue | \$0 | \$0 | \$0 | \$0 | \$0 |
| Charges for Service | \$54,690 | \$54,909 | \$38,106 | \$0 | \$38,106 |
| Miscellaneous Revenue | \$0 | \$0 | \$0 | \$0 | \$0 |
| Other Financing Sources | \$0 | \$0 | \$0 | \$0 | \$0 |
| Total Revenue | \$54,690 | \$54,909 | \$38,106 | \$0 | \$38,106 |
| Salaries and Benefits | \$0 | \$0 | \$0 | \$0 | \$0 |
| Services and Supplies | \$0 | \$50,000 | \$50,000 | \$0 | \$50,000 |
| Other Charges | \$0 | \$0 | \$0 | \$0 | \$0 |
| Fixed Assets | \$0 | \$0 | \$0 | \$0 | \$0 |
| Other Financing Uses | \$0 | \$0 | \$0 | \$0 | \$0 |
| Equity | \$0 | \$0 | \$0 | \$0 | \$0 |
| Intrafund | \$0 | \$0 | \$0 | \$0 | \$0 |
| Contingencies | \$0 | \$0 | \$0 | \$0 | \$0 |
| Gross Costs | \$0 | \$50,000 | \$50,000 | \$0 | \$50,000 |
| Fund Balance | (\$54,690) | (\$4,909) | \$11,894 | \$0 | \$11,894 |
| Net County Cost | \$0 | \$0 | \$0 | \$0 | \$0 |

*Net County Cost carryover savings included in the 2015-2016 Adopted Final Budget is \$0.

PROGRAM DISCUSSION

At the proposed level of funding, the Department will continue with the Film Conversion project. Once completed, the public will enjoy easier access to County Clerk-Recorder services. This level of funding will allow the Department to efficiently deliver all public services.

STAFFING IMPACTS

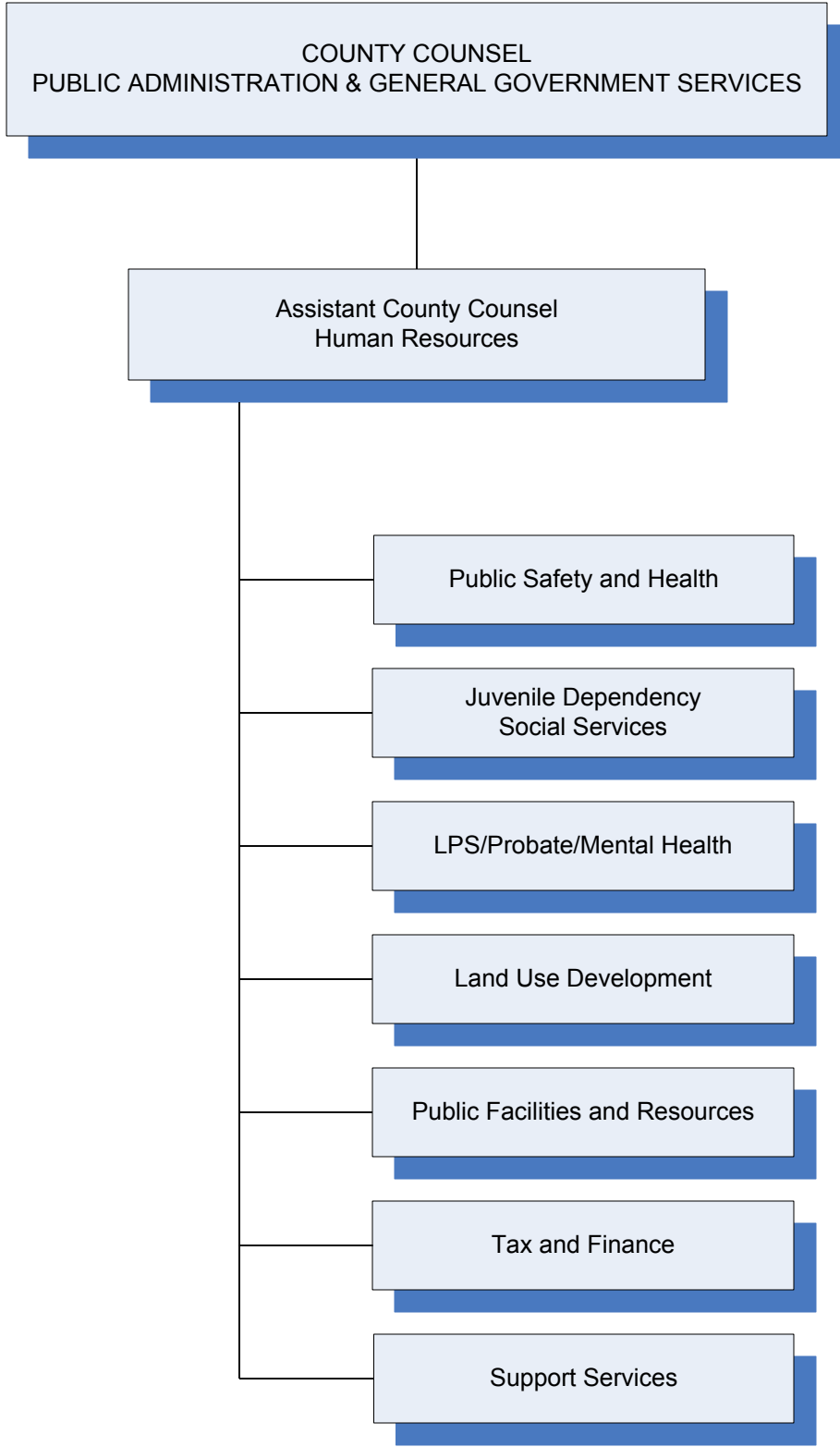
Total current authorized positions— 0

RECOMMENDED PROPOSED BUDGET

It is recommended that a budget of \$50,000 be approved for Clerk-Recorder – Vital and Health Statistics. This budget is funded by \$38,106 in estimated departmental revenue and the use of \$11,894 in fund balance.

Total recommended authorized positions— 0

**STANISLAUS COUNTY
COUNTY COUNSEL**



Revised April 2010

STANISLAUS COUNTY, CALIFORNIA
Budget Year 2016-2017

FISCAL GENERAL SERVICES
Counsel



COUNTY COUNSEL
John P. Doering, County Counsel

| BUDGET AT A GLANCE | |
|---------------------------------------|--------------------|
| Gross Costs | \$2,622,300 |
| Total Revenue | \$1,201,906 |
| Fund Balance/Retained Earnings | \$0 |
| Net County Cost | \$1,420,394 |
| Total Recommended Staffing | 14 |
| % Funded by Local Discretionary Funds | 54.2% |

MISSION STATEMENT

Legal Excellence: To provide high quality and cost-effective legal services to our clients in a timely manner consistent with the highest ethical standards.

ACCOMPLISHMENTS AND OBJECTIVES

The Office of County Counsel will continue to provide legal services and training as required. The Accomplishments of Fiscal Year 2015-2016 and Objectives for Budget Year 2016-2017 for County Counsel include:

| FISCAL YEAR 2015-2016 ACCOMPLISHMENTS | |
|--|---|
| ◆ | Provided five State mandated training sessions, open to all County managers and supervisors, on preventing workplace harassment |
| ◆ | Provided one State mandated training session on ethics to elected and appointed officials receiving reimbursement for travel expenses |
| ◆ | Achieved 100% compliance with County safety program and policies with no reportable accidents or injuries |
| ◆ | Received judgments totaling \$258,000 associated with the County's regulation of the bail bond industry |
| ◆ | Provided legal support for major revisions to the County Medical Marijuana Ordinance |
| ◆ | Provided legal support for the AB900 Public Safety Center Expansion Project |
| ◆ | Provided legal support for Housing Element update for the County General Plan |
| ◆ | Provided legal support to CEO – Risk Management Division, General Liability |
| ◆ | Assisted Stanislaus Regional 9-1-1 with Interoperative Communication Facilities Improvement Project |
| ◆ | Assisted in preparation and finalization with Solid Waste Diversion Agreement with Cities |
| ◆ | Assisted Strategic Business Technology Contract/Insurance Management System implementation |

**BUDGET YEAR 2016-2017
OBJECTIVES**

- ◆ Provide State mandated training on preventing workplace harassment and bullying
- ◆ Provide State mandated ethics training to elected and appointed officials
- ◆ Maintain compliance with County safety policies
- ◆ Enforce bail bond forfeitures
- ◆ Provide timely legal support for County programs and projects

STANISLAUS COUNTY, CALIFORNIA
Budget Year 2016-2017

FISCAL GENERAL SERVICES
Counsel



COUNTY COUNSEL

Budget Unit 0100 0022000
General Fund

SERVICES PROVIDED

The Office of County Counsel serves as principal legal counsel for the Board of Supervisors and provides legal services to all County offices, departments and commissions. The Office is responsible for legal advice on all matters that impact the overall operation of County government, which include the following:

General Legal Services – The General Legal Services Program provides general legal advice and representation to all County departments and programs including Sheriff, Zoning Enforcement, Health Services Agency, Behavioral Health and Recovery Services, Planning, Public Works, Economic Development, and Personnel. Attorneys provide a variety of services in this program area, including research and preparation of legal opinions, litigation pleadings, and preparation of contracts for providing essential government services. Attorneys also provide legal advice and services to special districts.

Administration – This program provides a minimum level of legal services as mandated by Government Code section 27640 et seq., and is limited to primary representation of the Board of Supervisors and County departments, supervision of department employees, administration of department resources, and budget preparation and monitoring for the office.

Child Welfare – The Child Welfare Program provides all court representation for the Community Services Agency in child dependency cases from detention hearings through termination of parental rights, including all appeals and petitions for extraordinary writs arising out of such matters. Attorneys meet with Social Workers to assist with case management strategy and to assist with presentation of matters to the court. Training is provided to (1) Social Workers in all aspects of providing child dependency services; (2) prospective foster parents as part of the Foster Pride Program; and (3) for community programs such as Court Appointed Special Advocate (CASA). Attorneys also analyze new legislation and provide opinions to the Department, including assistance in preparing contracts necessary for providing child dependency services.

Support Program – The Support Program provides essential technical support of the County Counsel mission by assisting attorneys in preparing necessary contracts, correspondence, and pleadings, by fulfilling payroll and accounting functions, and interacting with customers.

Collections – The Collections Program provides legal support for court filings necessary to enforce judgments and collect funds owed to the County. Required pleadings are prepared and collection matters are tracked to ensure recovery of funds.

Solid Waste – The Solid Waste Program provides general legal advice to the Environmental Resource Department concerning the Geer Road and Fink Road landfills and the Waste-to-Energy project, including defense of existing and potential claims, public records act requests, development, expansion and closure of landfills, revisions to the Service Agreement for operation of the Waste-to-Energy project, and representation of the Solid Waste-to-Energy Committee.

LAFCO – The LAFCO Program provides general legal advice to the Stanislaus County Local Agency Formation Commission (LAFCO), including representation of the Commission regarding all matters concerning the Commission. This includes matters of compliance with all applicable laws, such as the Brown Act and the Fair Political Practices Act.

Capital Projects – The Capital Projects Program handles legal issues relating to the construction process from land acquisition and project financing to post-construction issues. This includes such matters as building contracts, bonds and sureties, construction and builders' liens, tendering, and construction claims.

Bail Bonds – This program provides legal support necessary to assist in collecting on bail bonds that have been forfeited due to criminal defendants failing to appear in court as scheduled. During the last eighteen months, County Counsel, in coordination with the District Attorney's Office, has increased its effort to recover forfeited bonds. This has resulted in a substantial increase in General Fund revenue; from an average of \$35,000 per year to approximately \$350,000 per year. This program is not a mandated service and additional funding may be needed to continue this enhanced effort in the future.

| County Counsel | | | | | |
|-------------------------------|-----------------------------|--|--|--|--|
| Classification | 2014-2015 Actual | 2015-2016 Adopted Final Budget* | 2016-2017 Requested Proposed Budget | 2016-2017 Recommended Adjustments | 2016-2017 Recommended Proposed Budget |
| Taxes | \$0 | \$0 | \$0 | \$0 | \$0 |
| Licenses, Permits, Franchises | \$0 | \$0 | \$0 | \$0 | \$0 |
| Fines, Forfeitures, Penalties | \$0 | \$0 | \$0 | \$0 | \$0 |
| Revenue from use of Assets | \$0 | \$0 | \$0 | \$0 | \$0 |
| Intergovernmental Revenue | \$0 | \$0 | \$0 | \$0 | \$0 |
| Charges for Service | \$1,196,172 | \$1,172,967 | \$1,201,885 | \$0 | \$1,201,885 |
| Miscellaneous Revenue | \$10,082 | \$20 | \$21 | \$0 | \$21 |
| Other Financing Sources | \$0 | \$0 | \$0 | \$0 | \$0 |
| Total Revenue | \$1,206,254 | \$1,172,987 | \$1,201,906 | \$0 | \$1,201,906 |
| Salaries and Benefits | \$2,168,962 | \$2,140,159 | \$2,273,671 | \$0 | \$2,273,671 |
| Services and Supplies | \$128,595 | \$186,895 | \$195,095 | \$0 | \$195,095 |
| Other Charges | \$88,091 | \$125,488 | \$153,534 | \$0 | \$153,534 |
| Fixed Assets | \$0 | \$0 | \$0 | \$0 | \$0 |
| Other Financing Uses | \$0 | \$0 | \$0 | \$0 | \$0 |
| Equity | \$0 | \$0 | \$0 | \$0 | \$0 |
| Intrafund | \$0 | \$0 | \$0 | \$0 | \$0 |
| Contingencies | \$0 | \$0 | \$0 | \$0 | \$0 |
| Gross Costs | \$2,385,648 | \$2,452,542 | \$2,622,300 | \$0 | \$2,622,300 |
| Fund Balance | \$0 | \$0 | \$0 | \$0 | \$0 |
| Net County Cost | \$1,179,394 | \$1,279,555 | \$1,420,394 | \$0 | \$1,420,394 |

*Net County Cost carryover savings included in the 2015-2016 Adopted Final Budget is \$0.

PROGRAM DISCUSSION

The Office of County Counsel is required by law to provide legal services in all civil matters for County departments, institutions, boards, commissions, and districts. These services are therefore mandated. The Department also provides "preventative" legal advice to County officials and departments in all areas of operation. The Department provides training and advice in areas such as conflicts of interest as well as interpretation of union-County memoranda of understanding, salary and fringe benefit provisions, affirmative action, employment discrimination, personnel officer training, employee discipline, avoidance and transference of liability, contract guidance, bid procedures, workers' compensation, Americans with Disabilities Act (ADA) matters, Equal Employment Opportunity Commission (EEOC) procedures, and Fair Labor Standards Act (FLSA) issues. While some of these services are discretionary in the sense that the County has no legal obligation to provide them, providing these services save the County far more in reduced exposure to liability and litigation expenses and in reduced employee inefficiency.

Assembly Bill 1825 (AB 1825), which became effective in 2005, requires all California employers with 50 or more employees to provide training for supervisors and managers on the prevention of sexual harassment in the workplace. Assembly Bill 1234 (AB 1234), signed into law in 2005, requires that all local agencies that provide compensation, salary, stipend to or reimburse the expenses of members of a legislative body, must provide ethics training to local agency officials every two years. Both of these laws require that the instructors possess specified qualifications in order for the training to be certified

as meeting the legal mandate. The Office of County Counsel provides instructors who meet the statutorily-mandated qualifications.

At the proposed level of funding, the Department can maintain all mandated programs and services.

STAFFING IMPACTS

Total current authorized positions— 14

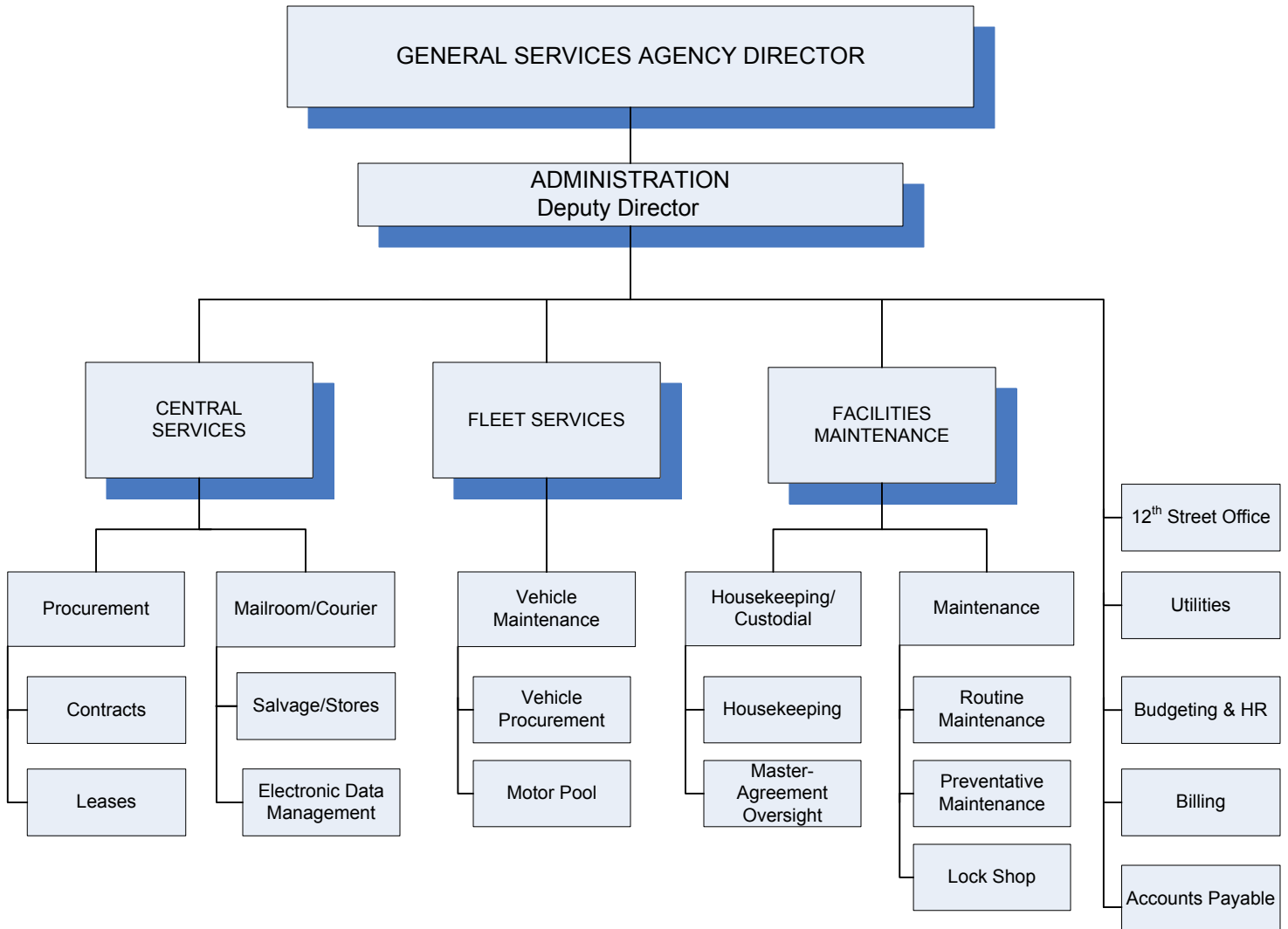
There are no requested changes to the current level of staffing.

RECOMMENDED PROPOSED BUDGET

It is recommended that a budget of \$2,622,300 be approved for County Counsel. This budget is funded by \$1,201,906 in estimated departmental revenue and a \$1,420,394 contribution from the General Fund.

Total recommended authorized positions— 14

**STANISLAUS COUNTY
GENERAL SERVICES AGENCY**



Revised May 2016

STANISLAUS COUNTY, CALIFORNIA
Budget Year 2016-2017
FISCAL GENERAL SERVICES
Other General



GENERAL SERVICES AGENCY
Keith D. Boggs, Director

BUDGET AT A GLANCE

| | |
|---------------------------------------|------------------|
| Gross Costs | \$15,373,891 |
| Total Revenue | \$15,018,067 |
| Fund Balance/Retained Earnings | <u>\$330,529</u> |
| Net County Cost | \$25,295 |
| Total Recommended Staffing | 62 |
| % Funded by Local Discretionary Funds | 0.2% |

MISSION STATEMENT

The General Services Agency is committed to providing a professional level of service and support to our customer clients in an effort to make their community contributions most accessible. Service is our middle name.

ACCOMPLISHMENTS AND OBJECTIVES

The General Services Agency (GSA) Operational Priorities are consistent with a refocused, streamlined, and customer-centric business strategy. All divisions are equally committed to core operational objectives that directly support the Board's stated efficiency priority.

The Accomplishments of Fiscal Year 2015-2016 and Objectives for Budget Year 2016-2017 for General Services Agency include:

**FISCAL YEAR 2015-2016
 ACCOMPLISHMENTS**

- ◆ Identified improvements to Fleet management software, which must be updated prior to finalization of GPS tracking software
- ◆ Completed repaving/resurfacing/restriping of asphalt at multiple County locations
- ◆ Initiated arc flash study of County electrical systems
- ◆ Completed Year 3 of the California State Storm Water Permit process for all facilities

**BUDGET YEAR 2016-2017
 OBJECTIVES**

- ◆ Complete roll out of new facility work order system, including mobile functions
- ◆ Finalize GPS tracking software implementation in Fleet Services
- ◆ Update and revise County Purchasing Policies and Procedures

BUDGETS WITHIN THE GENERAL SERVICES AGENCY INCLUDE:

- ◆ Administration
- ◆ Central Services Division
- ◆ Facilities Maintenance Division
- ◆ Fleet Services Division
- ◆ 12th Street Office Building
- ◆ Utilities

STANISLAUS COUNTY, CALIFORNIA
Budget Year 2016-2017



FISCAL GENERAL SERVICES
Other General

GENERAL SERVICES AGENCY—ADMINISTRATION

Budget Unit 0100 0019010
 General Fund

SERVICES PROVIDED

The General Services Agency (GSA) provides centralized services over a broad spectrum of support areas, including maintenance and housekeeping of County-owned facilities, contract and purchasing assistance, and vehicle maintenance services to County departments, Animal Services, and 12th Street Office Building. These activities are funded through fees that are charged to client departments and customers.

GSA – Administration Division provides oversight and direction for the Agency, which includes Central Services, Fleet Services, Utilities, and Facilities Maintenance divisions. GSA – Administration ensures that all GSA Divisions are achieving operational efficiency and exceptional service standards.

| General Services Agency - Administration | | | | | |
|---|-----------------------------|--|--|--|--|
| Classification | 2014-2015 Actual | 2015-2016 Adopted Final Budget* | 2016-2017 Requested Proposed Budget | 2016-2017 Recommended Adjustments | 2016-2017 Recommended Proposed Budget |
| Taxes | \$0 | \$0 | \$0 | \$0 | \$0 |
| Licenses, Permits, Franchises | \$0 | \$0 | \$0 | \$0 | \$0 |
| Fines, Forfeitures, Penalties | \$0 | \$0 | \$0 | \$0 | \$0 |
| Revenue from use of Assets | \$0 | \$0 | \$0 | \$0 | \$0 |
| Intergovernmental Revenue | \$0 | \$0 | \$0 | \$0 | \$0 |
| Charges for Service | \$574,744 | \$634,661 | \$646,650 | \$0 | \$646,650 |
| Miscellaneous Revenue | \$0 | \$0 | \$0 | \$0 | \$0 |
| Other Financing Sources | \$0 | \$0 | \$0 | \$0 | \$0 |
| Total Revenue | \$574,744 | \$634,661 | \$646,650 | \$0 | \$646,650 |
| Salaries and Benefits | \$541,988 | \$598,642 | \$615,090 | \$0 | \$615,090 |
| Services and Supplies | \$9,071 | \$12,611 | \$7,660 | \$0 | \$7,660 |
| Other Charges | \$22,401 | \$23,408 | \$23,900 | \$0 | \$23,900 |
| Fixed Assets | \$0 | \$0 | \$0 | \$0 | \$0 |
| Other Financing Uses | \$0 | \$0 | \$0 | \$0 | \$0 |
| Equity | \$0 | \$0 | \$0 | \$0 | \$0 |
| Intrafund | \$0 | \$0 | \$0 | \$0 | \$0 |
| Contingencies | \$0 | \$0 | \$0 | \$0 | \$0 |
| Gross Costs | \$573,460 | \$634,661 | \$646,650 | \$0 | \$646,650 |
| Fund Balance | \$0 | \$0 | \$0 | \$0 | \$0 |
| Net County Cost | (\$1,284) | \$0 | \$0 | \$0 | \$0 |

*Net County Cost carryover savings included in the 2015-2016 Adopted Final Budget is \$0.

PROGRAM DISCUSSION

At the proposed level of funding, the Division can maintain the resources necessary to provide leadership, program coordination, and management direction to the three major operating divisions of the General Services Agency. Funding will provide for human resource management and accounting services including long-range planning, budgeting, accounting, payroll, and accounts payable services for the Agency. All of these services have been identified as core services. The support functions provided by GSA - Administration eliminate duplication of effort within the department, and allow all

GSA divisions to focus their staff, and their energies, on delivering professional support services to customer departments.

In Fiscal Year 2015–2016, GSA – Administration has worked with GSA – Facilities Maintenance to identify improved work order software. The software will improve efficiency, allow customer departments to create reports and track work orders, while allowing Maintenance Engineers access to work order information in the field.

In Fiscal Year 2015–2016, GSA completed recruitments for Housekeeper/Custodians, Maintenance Engineers, and a Staff Services Coordinator. Filling vacant positions due to transfers, promotions, and retirements will remain a priority for the department in Budget Year 2016- 2017.

The submitted budget of \$646,660 is 1.9% higher than Fiscal Year 2015–2016 Adopted Final Budget. GSA – Administration processes invoices for all GSA divisions and over 1,700 utility payments, annually, for County departments, and charges GSA division costs for work performed to the appropriate departments, agencies, and/or external partners. GSA – Administration is funded entirely through charges to GSA divisions, ensuring that each division has fully recognized all costs associated with providing critical support services.

STAFFING IMPACTS

Total current authorized positions—5

The Department is requesting a classification study of one Accountant I position to ensure that work currently assigned to the position is in line with the duties of that job classification.

RECOMMENDED PROPOSED BUDGET

It is recommended that a budget of \$646,650 be approved for the General Services Agency – Administration. This budget is funded from \$646,650 in estimated department revenue.

It is recommended to conduct a classification study of the Accountant I position.

Total recommended authorized positions— 5

STANISLAUS COUNTY, CALIFORNIA
Budget Year 2016-2017
FISCAL GENERAL SERVICES
Other General



GENERAL SERVICES AGENCY—CENTRAL SERVICES DIVISION

Budget Unit 5001 0018210
Internal Service Fund

SERVICES PROVIDED

The GSA – Central Services Division is responsible for acquiring goods and services, negotiating contracts, leasing property and equipment, providing consultation on procurement needs and contract facilitation to County departments, in addition to the sale and/or disposal of surplus County property, mailroom, messenger, and salvage services. As an Internal Service Fund, the costs of these services are charged to all County departments based on the level of service provided.

FUND/CASH BALANCE

As of July 1, 2016, this fund is projected to have a negative retained earnings balance of \$456,337, as compared to the July 1, 2015 negative retained earnings balance of \$432,839. The decrease is due to the use of Fund Balance to cover the cost of internally developed insurance management software and overtime costs in Fiscal Year 2016-2017. The July 1, 2015 retained earnings balance has been decreased due to the posting of a prior period adjustment for the unfunded pension liability specific to this department, in the amount of \$625,850, in accordance with the requirements of Governmental Accounting Standards Board (GASB) Statement No. 68. This is an accounting entry for purposes of financial statement reporting and is not representative of operations of the department. Other than the GASB 68 impact, current Department business operations will have a negative contribution to retained earnings by June 30, 2016, due to the use of \$44,900 retained earnings in Budget Year 2016-2017.

As of July 1, 2016, cash is estimated to be a positive \$203,736 compared to the July 1, 2015 positive balance of \$225,138. The decrease is due to the use of cash for projects other than Fixed Assets. The difference between cash and retained earnings is due to non-cash items listed on the balance sheet, such as compensated absences, depreciation and fixed assets, and the GASB 68 prior period adjustment to retained earnings described above.

| General Services Agency - Central Services Division | | | | | |
|--|-----------------------------|--|--|--|--|
| Classification | 2014-2015 Actual | 2015-2016 Adopted Final Budget* | 2016-2017 Requested Proposed Budget | 2016-2017 Recommended Adjustments | 2016-2017 Recommended Proposed Budget |
| Taxes | \$0 | \$0 | \$0 | \$0 | \$0 |
| Licenses, Permits, Franchises | \$0 | \$0 | \$0 | \$0 | \$0 |
| Fines, Forfeitures, Penalties | \$0 | \$0 | \$0 | \$0 | \$0 |
| Revenue from use of Assets | \$0 | \$0 | \$0 | \$0 | \$0 |
| Intergovernmental Revenue | \$0 | \$0 | \$0 | \$0 | \$0 |
| Charges for Service | \$1,153,494 | \$1,290,350 | \$1,301,900 | \$0 | \$1,301,900 |
| Miscellaneous Revenue | \$203 | \$0 | \$0 | \$0 | \$0 |
| Other Financing Sources | \$1,106 | \$0 | \$0 | \$0 | \$0 |
| Total Revenue | \$1,154,803 | \$1,290,350 | \$1,301,900 | \$0 | \$1,301,900 |
| Salaries and Benefits | \$726,573 | \$927,762 | \$953,565 | \$0 | \$953,565 |
| Services and Supplies | \$86,171 | \$95,379 | \$104,610 | \$0 | \$104,610 |
| Other Charges | \$248,975 | \$267,209 | \$264,725 | \$0 | \$264,725 |
| Fixed Assets | | | | | |
| Equipment | \$0 | \$0 | \$23,900 | \$0 | \$23,900 |
| Other Financing Uses | \$0 | \$0 | \$0 | \$0 | \$0 |
| Equity | \$0 | \$0 | \$0 | \$0 | \$0 |
| Intrafund | \$0 | \$0 | \$0 | \$0 | \$0 |
| Contingencies | \$0 | \$0 | \$0 | \$0 | \$0 |
| Gross Costs | \$1,061,719 | \$1,290,350 | \$1,346,800 | \$0 | \$1,346,800 |
| Retained Earnings | (\$93,084) | \$0 | \$44,900 | \$0 | \$44,900 |
| Net County Cost | \$0 | \$0 | \$0 | \$0 | \$0 |

*Net County Cost carryover savings included in the 2015-2016 Adopted Final Budget is \$0.

PROGRAM DISCUSSION

At the proposed level of funding, the Department can maintain procurement and logistical services to all County departments. GSA – Central Services will provide support for acquiring goods and services, negotiating contracts, and leasing property and equipment for the County. In addition to these activities, staff will provide consultation on procurement needs and contract facilitation to County departments. The GSA – Central Services Division will also be responsible for the sale and/or disposal of surplus County property, and provide mailroom, messenger, and salvage services.

In Fiscal Year 2015–2016, GSA – Purchasing reviewed the management and renewal of property leases for process improvements. GSA has identified the need to improve tracking of lease terms, conditions, and expiration dates, which would allow for more productive negotiations on behalf of County departments. Currently, GSA – Purchasing oversees 74 property leases. Improvements in efficiency in the management of leases will benefit County departments by providing more timely negotiation of lease renewals and continuity of terms.

GSA – Purchasing continues to collaborate with CEO - Risk Management and County Counsel with regard to insurance contracting requirements, to conduct training for all County departments regarding legislative changes affecting the insurance industry.

Excluding use of retained earnings, the submitted budget of \$1,346,800 is 0.9% higher than Fiscal Year 2015–2016. GSA – Central Services is requesting use of \$44,900 Fund Balance to cover the cost of a new van in the mail room and \$21,000 for two purchasing projects. The in-house development of software to track leased property, including terms, conditions, and renewal dates is estimated to cost \$11,000. This software will improve the timeliness of lease negotiations and reduce the number of month-to-month leases. Due to changes in State and Federal laws, Stanislaus County Purchasing Policies and Procedures are in need of review and update. GSA – Purchasing proposes the use of \$10,000 retained earnings for a consultant to review the Stanislaus County Purchasing Policies and Procedures in total, and recommend improvements to bring the policies and procedures to a benchmark-able standard.

The GSA – Central Services Division has a total fleet of five vehicles; of those, three meet the minimum age and/or mileage requirements to be considered for replacement under the Fleet Purchasing Policy. In cooperation with Fleet Services, the Department is requesting to replace one vehicle in Budget Year 2016-2017. The vehicle is used by the Mail Room to transport mail, internal and external, between the US Post Office and County departments. This vehicle will be replaced with a similar vehicle and options as necessary for the vehicle-operating environment. The cost of the vehicle is estimated to total \$23,900 and will be funded with the use of retained earnings.

STAFFING IMPACTS

Total current authorized positions— 11

There are no requested changes to the current level of staffing.

RECOMMENDED PROPOSED BUDGET

It is recommended that a budget of \$1,346,800 be approved for the General Services Agency – Central Services Division. This budget is funded from \$1,301,900 in estimated department revenue and \$44,900 in departmental retained earnings.

Total recommended authorized positions— 11

STANISLAUS COUNTY, CALIFORNIA
Budget Year 2016-2017
FISCAL GENERAL SERVICES
Property Management



GENERAL SERVICES AGENCY—FACILITIES MAINTENANCE DIVISION

Budget Unit 5170 0018700
Internal Service Fund

SERVICES PROVIDED

The General Services Agency (GSA) – Facilities Maintenance Division is comprised of two main programs, Maintenance Services and Custodial Services.

The Maintenance Services unit maintains and operates building systems and equipment for 1.96 million square feet of County-owned facilities, while the Custodial Services unit ensures that County-owned facilities within the County core service area are maintained to a professional standard for all users to work and interact with customers in a safe and healthy environment. Additionally, GSA – Facilities Maintenance Division administers contract custodial services for County facilities outside the core service area. In addition to providing lock shop and preventative maintenance services, the Division provides safety remediation and Americans with Disabilities Act (ADA) access ramps for trailers and other County facilities.

GSA – Facilities Maintenance is an Internal Service Fund, charging out costs associated with providing maintenance and custodial services to County departments.

FUND/CASH BALANCE

As of July 1, 2016, this fund is projected to have a negative retained earnings of \$469,594 compared to the July 1, 2015 negative balance of \$276,244. The decrease is due to the use of Fund Balance for vehicles, Storm Water consultant, and other projects in Fiscal Year 2015-2016. The July 1, 2015 retained earnings balance has been decreased due to the posting of a prior period adjustment for the unfunded pension liability specific to this department, in the amount of \$1,675,758, in accordance with the requirements of Governmental Accounting Standards Board (GASB) Statement No. 68. This is an accounting entry for purposes of financial statement reporting and is not representative of operations of the department. Other than the GASB 68 impact, current Department business operations will have a negative contribution to retained earnings by June 30, 2016, due to the use of \$193,350 retained earnings in Budget Year 2016-2017.

As of July 1, 2016, cash is estimated to be a positive balance of \$1,936,564 compared to the July 1, 2015 cash balance of \$2,014,583. The decrease is due to the use of cash for projects other than Fixed Assets. The difference between cash and retained earnings is due to non-cash items listed on the balance sheet, such as compensated absences, depreciation and fixed assets, and the GASB 68 prior period adjustment to retained earning described above.

| General Services Agency - Facilities Maintenance Division | | | | | |
|--|-----------------------------|--|--|--|--|
| Classification | 2014-2015 Actual | 2015-2016 Adopted Final Budget* | 2016-2017 Requested Proposed Budget | 2016-2017 Recommended Adjustments | 2016-2017 Recommended Proposed Budget |
| Taxes | \$0 | \$0 | \$0 | \$0 | \$0 |
| Licenses, Permits, Franchises | \$0 | \$0 | \$0 | \$0 | \$0 |
| Fines, Forfeitures, Penalties | \$0 | \$0 | \$0 | \$0 | \$0 |
| Revenue from use of Assets | \$12,744 | \$14,592 | \$13,000 | \$0 | \$13,000 |
| Intergovernmental Revenue | \$0 | \$0 | \$0 | \$0 | \$0 |
| Charges for Service | \$4,448,166 | \$5,172,778 | \$5,666,889 | \$0 | \$5,666,889 |
| Miscellaneous Revenue | \$4,915 | \$0 | \$0 | \$0 | \$0 |
| Other Financing Sources | \$126,591 | \$0 | \$0 | \$0 | \$0 |
| Total Revenue | \$4,592,416 | \$5,187,370 | \$5,679,889 | \$0 | \$5,679,889 |
| Salaries and Benefits | \$2,137,171 | \$2,860,865 | \$3,151,477 | \$0 | \$3,151,477 |
| Services and Supplies | \$1,707,226 | \$1,725,614 | \$1,843,620 | \$0 | \$1,843,620 |
| Other Charges | \$584,949 | \$662,632 | \$758,742 | \$0 | \$758,742 |
| Fixed Assets | | | | | |
| Equipment | \$114,505 | \$204,450 | \$119,400 | \$0 | \$119,400 |
| Other Financing Uses | \$0 | \$0 | \$0 | \$0 | \$0 |
| Equity | \$0 | \$0 | \$0 | \$0 | \$0 |
| Intrafund | \$0 | \$0 | \$0 | \$0 | \$0 |
| Contingencies | \$0 | \$0 | \$0 | \$0 | \$0 |
| Gross Costs | \$4,543,851 | \$5,453,561 | \$5,873,239 | \$0 | \$5,873,239 |
| Retained Earnings | (\$48,565) | \$266,191 | \$193,350 | \$0 | \$193,350 |
| Net County Cost | \$0 | \$0 | \$0 | \$0 | \$0 |

*Net County Cost carryover savings included in the 2015-2016 Adopted Final Budget is \$0.

PROGRAM DISCUSSION

At the proposed level of funding, the Department can provide those services identified as core to the division and organization. GSA – Facilities Maintenance will maintain building systems and equipment for County-owned facilities, while the Custodial unit will ensure that County-owned facilities within the County core are a healthy location to work and interact with County customers.

GSA – Facilities Maintenance Division has adapted, and continues to incorporate efficiency measures, including the use of master agreements to standardize products and reduce time spent negotiating contracts, as a best practice operational protocol. All efficiency savings are ultimately passed through to the County departments which GSA – Facilities Maintenance supports.

GSA – Facilities Maintenance works with the Chief Executive Office and GSA – Purchasing to manage projects in the Deferred Maintenance program. This program identifies projects needed to maintain the long-term value of County buildings. In Fiscal Year 2015–2016, the Deferred Maintenance program completed among other projects, improvements to the Library portico, asphalt repairs, parking lot resurfacing and restriping at multiple County locations, and has initiated a multi-year arc flash study. The Deferred Maintenance working group has developed a three-year plan to complete multiple projects countywide. If approved, the Deferred Maintenance program will continue the arc flash study and modernize additional elevators, and remove dry rot at Behavioral Health and Recovery Services, among other projects in Budget Year 2016–2017.

GSA – Facilities Maintenance is working with Public Works, Parks, and an external consultant to complete the California State Storm Water Permitting process (MS4 Permit). In Fiscal Year 2015–2016, year three of the multi-year process was completed. Year three included additional staff training to identify storm water issues and re-assessment of County sites. In Budget Year 2016–2017, the focus will be on internal education and development of training materials.

Excluding the use of retained earnings, the submitted budget of \$5,873,239 is 4.4% higher than Fiscal Year 2015–2016. The Budget Year 2016–2017 budget includes funding for three additional Maintenance Engineer II positions, bringing total Maintenance Engineers to 21. Stanislaus County currently occupies in excess of 1.96 million square feet of space, for an average of 109,000 square feet

per Maintenance Engineer. With the addition of new square footage, Coroner's Office, Day Reporting Center, and Public Safety Center Units 1 and 2, it is important to hire and train staff to maintain the new areas. Additionally, the County has increased use of proximity cards for security purposes. An additional Maintenance Engineer II in the lock shop will allow for more timely management of the over 400 electronic locks currently in use in Stanislaus County facilities.

The GSA – Facilities Maintenance Division is requesting use of \$193,350 of retained earnings. Of that, \$119,400 is requested for replacement vehicles, \$9,620 to fund an internship program with Modesto Junior College, \$54,330 for the GSA share of cost with the California State Storm Water Permit consultation, and \$10,000 to fund vacation cash outs, which will reduce County liabilities.

The GSA – Facilities Maintenance Division has a total fleet of 24 vehicles; of those, eight meet the minimum age and/or mileage requirements to be considered for replacement under the Fleet Purchasing Policy. In cooperation with Fleet Services, the Department is requesting to replace four vehicles in Budget Year 2016-2017. These vehicles are used by Maintenance Engineers to transport tools, equipment, and supplies between job sites. These vehicles will be replaced with similar vehicles and options that are necessary for the vehicle-operating environment. The cost of the vehicles is estimated to total \$119,400 and will be funded with the use of retained earnings.

STAFFING IMPACTS

Total current authorized positions— 33

The Department is requesting to add three new block-budgeted Maintenance Engineer II positions in the Facilities Maintenance Division. Two of the positions will provide general maintenance of buildings, and the other position will provide support to the lock shop. The addition of the two positions will also decrease wait times for departments with maintenance requests. The addition of a position for the lock shop will allow for more timely management of over 400 electronic locks currently in use in Stanislaus County facilities. The positions will be funded through the Internal Service Fund.

RECOMMENDED PROPOSED BUDGET

It is recommended that a budget of \$5,873,239 be approved for General Services Agency – Facilities Maintenance Division. This budget is funded by \$5,679,889 in estimated department revenue and \$193,350 in departmental retained earnings.

It is recommended to add three new block-budgeted Maintenance Engineer II positions in the Facilities Maintenance Division.

Total recommended authorized positions— 36

STANISLAUS COUNTY, CALIFORNIA
Budget Year 2016-2017

FISCAL GENERAL SERVICES
Other General



GENERAL SERVICES AGENCY—FLEET SERVICES DIVISION

Budget Unit 5021 0018500
Internal Service Fund

SERVICES PROVIDED

The General Services Agency (GSA) – Fleet Services Division provides preventative and prescriptive maintenance for over 948 County vehicles and other pieces of specialized equipment. GSA – Fleet Services provides full vehicle maintenance services, including assistance with vehicle acquisition, vehicle registration, preventative maintenance, accident management, vehicle repair, motor pool services, and salvage/auction. Fleet Services complies with State and Federal regulatory requirements including vehicle smog inspection, OSHA vehicle safety standards, and EPA hazardous waste standards.

FUND/CASH BALANCE

As of July 1, 2016, this fund is projected to have a positive retained earnings balance of \$674,952 compared to the July 1, 2015 positive balance of \$653,897. The increase is due to higher than anticipated increase in Motor Pool Revenue, which was offset by the replacement of the swamp cooler and an awning to reduce the impact of metal salvage on ground water. The July 1, 2015 retained earnings balance has been decreased due to the posting of a prior period adjustment for the unfunded pension liability specific to this department, in the amount of \$632,210, in accordance with the requirements of Governmental Accounting Standards Board (GASB) Statement No. 68. This is an accounting entry for purposes of financial statement reporting and is not representative of operations of the department. Other than the GASB 68 impact, current Department business operations will have a negative contribution to retained earnings by June 30, 2016, due to the use of \$92,279 in retained earnings for fleet management software and one replacement vehicle.

As of July 1, 2016, the fund is projected to have a cash balance of \$856,000, as compared to the July 1, 2015 cash balance of \$856,253. The difference between cash and retained earnings is due to non-cash items listed on the balance sheet, such as compensated absences, depreciation and fixed assets, and the GASB 68 prior period adjustment to retained earning described above.

| General Services Agency - Fleet Services Division | | | | | |
|--|-----------------------------|--|--|--|--|
| Classification | 2014-2015 Actual | 2015-2016 Adopted Final Budget* | 2016-2017 Requested Proposed Budget | 2016-2017 Recommended Adjustments | 2016-2017 Recommended Proposed Budget |
| Taxes | \$0 | \$0 | \$0 | \$0 | \$0 |
| Licenses, Permits, Franchises | \$0 | \$0 | \$0 | \$0 | \$0 |
| Fines, Forfeitures, Penalties | \$0 | \$0 | \$0 | \$0 | \$0 |
| Revenue from use of Assets | \$0 | \$0 | \$0 | \$0 | \$0 |
| Intergovernmental Revenue | \$0 | \$0 | \$0 | \$0 | \$0 |
| Charges for Service | \$2,826,230 | \$2,790,626 | \$3,038,791 | \$0 | \$3,038,791 |
| Miscellaneous Revenue | \$21,377 | \$0 | \$0 | \$0 | \$0 |
| Other Financing Sources | \$13,598 | \$0 | \$0 | \$0 | \$0 |
| Total Revenue | \$2,861,205 | \$2,790,626 | \$3,038,791 | \$0 | \$3,038,791 |
| Salaries and Benefits | \$764,597 | \$851,691 | \$961,313 | \$0 | \$961,313 |
| Services and Supplies | \$1,573,537 | \$1,652,775 | \$1,880,930 | \$0 | \$1,880,930 |
| Other Charges | \$234,702 | \$227,716 | \$259,126 | \$0 | \$259,126 |
| Fixed Assets | | | | | |
| Equipment | \$74,831 | \$27,000 | \$29,701 | \$0 | \$29,701 |
| Other Financing Uses | \$0 | \$0 | \$0 | \$0 | \$0 |
| Equity | \$0 | \$0 | \$0 | \$0 | \$0 |
| Intrafund | \$0 | \$0 | \$0 | \$0 | \$0 |
| Contingencies | \$0 | \$0 | \$0 | \$0 | \$0 |
| Gross Costs | \$2,647,667 | \$2,759,182 | \$3,131,070 | \$0 | \$3,131,070 |
| Retained Earnings | (\$213,538) | (\$31,444) | \$92,279 | \$0 | \$92,279 |
| Net County Cost | \$0 | \$0 | \$0 | \$0 | \$0 |

*Net County Cost carryover savings included in the 2015-2016 Adopted Final Budget is \$0.

PROGRAM DISCUSSION

At the proposed level of funding, the Department can perform necessary vehicle preventative maintenance and repairs, as well as provide assistance with vehicle purchase; registration; emissions; surplus/salvage of vehicles; vehicle accidents; undercover plates and registration; and maintain the County fuel Cardlock program, all of which have been identified as core services within the division.

GSA – Fleet Services continues to work towards sustainable practices. GSA – Fleet Services ensures that Stanislaus County vehicles are properly maintained and compliant with emissions standards, removing non-compliant vehicles from service. Motor oil and other hazardous chemicals are handled in an environmentally sensitive manner, and the Division utilizes green or eco-friendly materials whenever possible and economically prudent.

In Budget Year 2016-2017, GSA – Fleet Services will continue to develop an improved GPS-based method of tracking vehicle mileage and utilization. This project is anticipated to take several fiscal cycles to move from pilot to program.

Excluding the use of retained earnings, the submitted budget of \$3,131,070 is 8.6% higher than Fiscal Year 2015–2016, due to the addition of a new Administrative Clerk I position, projected increases in gasoline costs, and increased costs for parts.

GSA – Fleet Services is requesting the use of retained earnings for fleet management software. Current fleet software is unable to support GPS tracking, a project currently in development for improved vehicle utilization and tracking. The new software will be shared with the Public Works Department in order to limit redundancies and maintain an accurate countywide inventory of vehicles and equipment.

The GSA – Fleet Services Division has a total fleet of seven vehicles; of those five meet the minimum age and/or mileage requirements to be considered for replacement under the Fleet Purchasing Policy. In cooperation with General Services Agency Fleet Services, the Department is requesting to replace one vehicle in Budget Year 2016-2017. This vehicle is used by Fleet Services to purchase parts, pick up staff when vehicles have encountered problems, and transport mechanics to stranded vehicles. This vehicle will be replaced with a similar vehicle and options as necessary for the vehicle-operating environment. The cost of the vehicle is estimated to total \$29,700 and will be funded with the use of Retained Earnings.

COUNTYWIDE VEHICLE PROCUREMENT

In accordance with the County of Stanislaus General Service Agency Fleet Services Policy as approved by the Stanislaus County Board of Supervisors on March 12, 2013, departments have submitted requests for vehicles to the GSA Fleet Manager for approval.

The following vehicles have been approved for submission to the Board of Supervisors. Of the 96 vehicles requested, 18 are new/additional, and 78 vehicles are new/replacement of current vehicles. The 78 vehicles that are being replaced will be stripped of economically feasible parts and sent to salvage.

STANISLAUS COUNTY GENERAL SERVICES AGENCY - FLEET SERVICES DIVISION REPLACEMENT VEHICLE STRATEGY BUDGET YEAR 2016 - 2017

| Department | Vehicle Type | Replacement Vehicles | New Vehicles | Total Quantity |
|---------------------------|--------------------------|----------------------|--------------|----------------|
| Agriculture Commissioner | Compact or 1/2 Pickup | 6 | 2 | 8 |
| Animal Services (SASA) | Hybrid Utility Vehicle | 1 | 0 | 1 |
| BHRS | 4dr Sedan | 1 | 1 | 2 |
| | Mini Passenger Van | 2 | 0 | 2 |
| Community Services Agency | 4dr Sedan | 2 | 2 | 4 |
| | Mini Passenger Van | 2 | 0 | 2 |
| Cooperative Extension | 1/2 Pickup | 1 | 0 | 1 |
| District Attorney | 4dr Sedan | 5 | 1 | 6 |
| Environmental Resources | Hybrid Utility Vehicle | 1 | 0 | 1 |
| | 4dr Sedan | 0 | 1 | 1 |
| | Compact or 1/2 Pickup | 4 | 1 | 5 |
| | 1/2 Ton Ext., Lift Gate | 0 | 1 | 1 |
| | 3/4 Ton 4x4 Extended | 2 | 0 | 2 |
| GSA | 3/4 Ton 4x4 Crew Cab | 1 | 0 | 1 |
| | Compact or 1/2 Pickup | 1 | 0 | 1 |
| | 3/4 Ton 4x4 Utility | 1 | 0 | 1 |
| | Cargo Van | 1 | 0 | 1 |
| | Cargo Van with Lift Gate | 2 | 0 | 2 |
| Health Services Agency | Mini Cargo Van | 1 | 0 | 1 |
| OES | 1/2 Ton 4x4 Crew Cab | 1 | 0 | 1 |
| Parks | 3/4 Ton 4x4 Crew Cab | 5 | 2 | 7 |
| Probation | Patrol Vehicle | 5 | 0 | 5 |
| | 4dr Sedan | 2 | 2 | 4 |
| Public Defender | 4dr Sedan | 0 | 2 | 2 |
| SBT | Mini Cargo Van | 1 | 0 | 1 |
| Sheriff | 4dr Sedan | 4 | 0 | 4 |
| | Patrol Vehicle | 16 | 0 | 16 |
| | Hybrid Utility Vehicle | 2 | 0 | 2 |
| | 1/2 Pickup Crew Cab | 1 | 0 | 1 |
| | 3/4 Ton 4x4 Crew Cab | 4 | 0 | 4 |
| | SUV Utility | 2 | 3 | 5 |
| | Inmate Transport | 1 | 0 | 1 |
| Total | | 78 | 18 | 96 |

STAFFING IMPACTS

Total current authorized positions— 9

The Department is requesting to add one block-budgeted Administrative Clerk II position. Due to the reduction of positions during Fiscal Year 2009 – 2010 the Department has used temporary staffing to provide clerical support and is now requesting to add a full-time Administrative Clerk II to support vehicle registration, fixed asset entry, and schedule routine maintenance. With the addition of an Administrative Clerk, it is anticipated that DMV deadlines will be met, accident recovery revenue will be deposited timely, and requests for motor pool vehicles will be responded to in a timely manner.

RECOMMENDED PROPOSED BUDGET

It is recommended that a budget of \$3,131,070 be approved for General Services Agency – Fleet Services Division. This budget is funded by \$3,038,791 in estimated department revenue and the use of \$92,279 in departmental retained earnings.

It is recommended to add one new block-budgeted Administrative Clerk II position.

Total recommended authorized positions— 10

STANISLAUS COUNTY, CALIFORNIA
Budget Year 2016-2017
FISCAL GENERAL SERVICES
Other General



GENERAL SERVICES AGENCY—12TH STREET OFFICE BUILDING

Budget Unit 171A 0016200
 Special Revenue Fund

SERVICES PROVIDED

The 12th Street Office Building is owned jointly by Stanislaus County, Stanislaus County Employees Retirement Association (StanCERA), and a private developer, Westland Development Corporation. The facility was completed and opened in 2006.

The General Services Agency (GSA) – 12th Street Office budget is managed by the GSA – Administration Division. This budget was established to process and distribute operational costs associated with the 12th Street Office Building Condominium Association. Those costs include utilities, maintenance, custodial, and other ongoing costs of the building.

FUND/CASH BALANCE

As of July 1, 2016, a zero fund balance compared to the July 1, 2015 fund balance of \$6,720.24. The decrease is due to the approved use of funds in Fiscal Year 2015-2016 to offset expenditures, as approved by the Condominium Association and Board of Supervisors. Cash is tracking similar to fund balance.

| General Services Agency - 12th Street - Office Building | | | | | |
|--|-----------------------------|--|--|--|--|
| Classification | 2014-2015 Actual | 2015-2016 Adopted Final Budget* | 2016-2017 Requested Proposed Budget | 2016-2017 Recommended Adjustments | 2016-2017 Recommended Proposed Budget |
| Taxes | \$0 | \$0 | \$0 | \$0 | \$0 |
| Licenses, Permits, Franchises | \$0 | \$0 | \$0 | \$0 | \$0 |
| Fines, Forfeitures, Penalties | \$0 | \$0 | \$0 | \$0 | \$0 |
| Revenue from use of Assets | \$0 | \$0 | \$0 | \$0 | \$0 |
| Intergovernmental Revenue | \$0 | \$0 | \$0 | \$0 | \$0 |
| Charges for Service | \$11,767 | \$20,857 | \$20,857 | \$0 | \$20,857 |
| Miscellaneous Revenue | \$0 | \$0 | \$0 | \$0 | \$0 |
| Other Financing Sources | \$0 | \$0 | \$0 | \$0 | \$0 |
| Total Revenue | \$11,767 | \$20,857 | \$20,857 | \$0 | \$20,857 |
| Salaries and Benefits | \$0 | \$0 | \$0 | \$0 | \$0 |
| Services and Supplies | \$16,780 | \$14,949 | \$14,949 | \$0 | \$14,949 |
| Other Charges | \$17,206 | \$31,203 | \$31,203 | \$0 | \$31,203 |
| Fixed Assets | \$0 | \$0 | \$0 | \$0 | \$0 |
| Other Financing Uses | \$0 | \$0 | \$0 | \$0 | \$0 |
| Equity | \$0 | \$0 | \$0 | \$0 | \$0 |
| Intrafund | \$0 | \$0 | \$0 | \$0 | \$0 |
| Contingencies | \$0 | \$0 | \$0 | \$0 | \$0 |
| Gross Costs | \$33,986 | \$46,152 | \$46,152 | \$0 | \$46,152 |
| Fund Balance | \$13,672 | \$0 | \$0 | \$0 | \$0 |
| Net County Cost | \$8,547 | \$25,295 | \$25,295 | \$0 | \$25,295 |

*Net County Cost carryover savings included in the 2015-2016 Adopted Final Budget is \$0.

PROGRAM DISCUSSION

At the proposed level of funding, the Department can maintain normal expenses associated with the 12th Street Office Building. The budget includes appropriations for the 12th Street Condominium Association, which is comprised of the County, StanCERA, and Westland Development Company as approved by the Board of Supervisors on July 11, 2006.

The submitted budget of \$46,152 is a slight decrease from Fiscal Year 2015–2016, due to a stabilization of maintenance costs. Included in this budget are UL Safety inspections, pigeon remediation expenses, and recognition of increased insurance costs.

STAFFING IMPACTS

Total current authorized positions— 0

RECOMMENDED PROPOSED BUDGET

It is recommended that a budget of \$46,152 be approved for General Services Agency – 12th Street Office Building. This budget is funded by \$20,857 in estimated department revenue, and a contribution of \$25,295 from the General Fund.

Total recommended authorized positions—0

STANISLAUS COUNTY, CALIFORNIA
Budget Year 2016-2017
FISCAL GENERAL SERVICES
Property Management



GENERAL SERVICES AGENCY—UTILITIES

Budget Unit 5170 0018720
 Internal Service Fund

SERVICES PROVIDED

General Services Agency (GSA) – Utilities, which is managed through GSA – Administration, processes utility payments on behalf of County departments, and monitors changes in utility rates for the County.

FUND/CASH BALANCE

As of July 1, 2016, this fund is projected to have a zero retained earnings balance compared to the July 1, 2015 zero balance. GSA – Utilities is a pass-through budget, billing out only for expenses incurred, and included in the GSA – Facilities Maintenance fund.

| General Services Agency - Utilities | | | | | |
|--|-----------------------------|--|--|--|--|
| Classification | 2014-2015 Actual | 2015-2016 Adopted Final Budget* | 2016-2017 Requested Proposed Budget | 2016-2017 Recommended Adjustments | 2016-2017 Recommended Proposed Budget |
| Taxes | \$0 | \$0 | \$0 | \$0 | \$0 |
| Licenses, Permits, Franchises | \$0 | \$0 | \$0 | \$0 | \$0 |
| Fines, Forfeitures, Penalties | \$0 | \$0 | \$0 | \$0 | \$0 |
| Revenue from use of Assets | \$0 | \$0 | \$0 | \$0 | \$0 |
| Intergovernmental Revenue | \$0 | \$0 | \$0 | \$0 | \$0 |
| Charges for Service | \$4,144,606 | \$4,271,658 | \$4,329,980 | \$0 | \$4,329,980 |
| Miscellaneous Revenue | \$0 | \$0 | \$0 | \$0 | \$0 |
| Other Financing Sources | \$0 | \$0 | \$0 | \$0 | \$0 |
| Total Revenue | \$4,144,606 | \$4,271,658 | \$4,329,980 | \$0 | \$4,329,980 |
| Salaries and Benefits | \$0 | \$0 | \$0 | \$0 | \$0 |
| Services and Supplies | \$4,138,740 | \$4,263,984 | \$4,323,490 | \$0 | \$4,323,490 |
| Other Charges | \$5,866 | \$7,674 | \$6,490 | \$0 | \$6,490 |
| Fixed Assets | \$0 | \$0 | \$0 | \$0 | \$0 |
| Other Financing Uses | \$0 | \$0 | \$0 | \$0 | \$0 |
| Equity | \$0 | \$0 | \$0 | \$0 | \$0 |
| Intrafund | \$0 | \$0 | \$0 | \$0 | \$0 |
| Contingencies | \$0 | \$0 | \$0 | \$0 | \$0 |
| Gross Costs | \$4,144,606 | \$4,271,658 | \$4,329,980 | \$0 | \$4,329,980 |
| Retained Earnings | \$0 | \$0 | \$0 | \$0 | \$0 |
| Net County Cost | \$0 | \$0 | \$0 | \$0 | \$0 |

*Net County Cost carryover savings included in the 2015-2016 Adopted Final Budget is \$0.

PROGRAM DISCUSSION

At the proposed level of funding GSA – Utilities will be maintained by the GSA – Administration Division and payments will be made on behalf of County departments and Joint Powers Agreements (JPA). The submitted budget of \$4,329,980 is 1.4% higher than Fiscal Year 2015–2016. Only actual invoices are paid and any savings will be passed on to departments.

Utility costs are highly seasonal, and continue to be volatile. Fluctuations in payments may be due to market forces, weather, changes in technology, and/or usage. GSA monitors utility payments on a monthly basis, and reports any unanticipated changes to the Chief Executive Office.

STAFFING IMPACTS

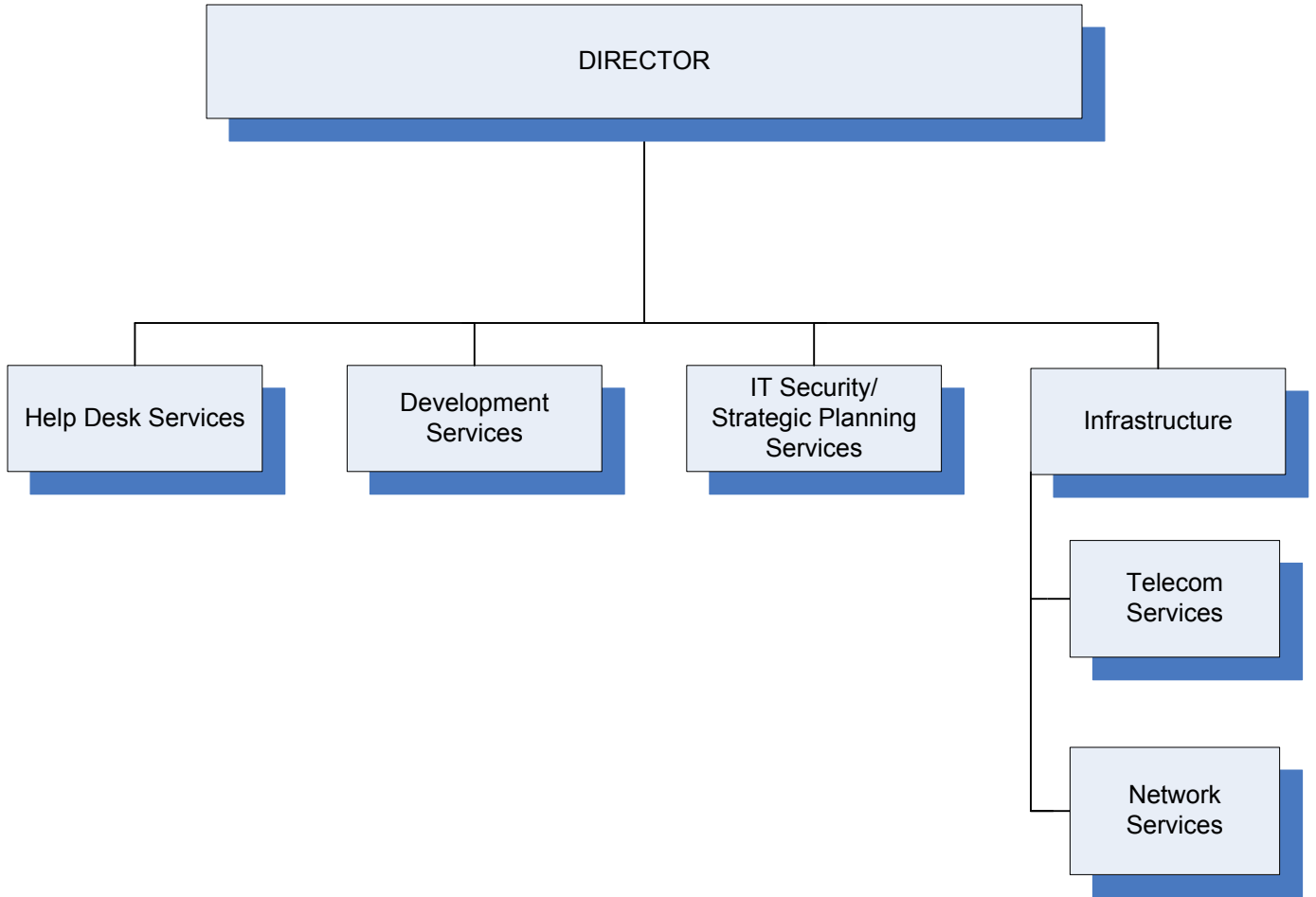
Total current authorized positions— 0

RECOMMENDED PROPOSED BUDGET

It is recommended that a budget of \$4,329,980 be approved for General Services Agency – Utilities Division. This budget is funded by \$4,329,980 in estimated department revenue.

Total recommended authorized positions—0

**STANISLAUS COUNTY
STRATEGIC BUSINESS TECHNOLOGY**



Revised March 2012



STRATEGIC BUSINESS TECHNOLOGY
Mike Baliel, Interim Director

BUDGET AT A GLANCE

| | |
|---------------------------------------|-------------|
| Gross Costs | \$6,995,803 |
| Total Revenue | \$6,149,691 |
| Fund Balance/Retained Earnings | \$846,112 |
| Net County Cost | \$0 |
| Total Recommended Staffing | 28 |
| % Funded by Local Discretionary Funds | 0.0% |

MISSION STATEMENT

The mission of the Strategic Business Technology (SBT) Department is to provide a positive impact on County and community stakeholders by delivering business critical systems and infrastructure. SBT is committed to providing a high standard of technical leadership and direction while connecting the processes and communication relationships throughout Stanislaus County. SBT strives to build and enhance high performance and cost effective web-based products while maximizing customer service and technical capability and evaluating and integrating potential technologies and tools that will meet the future needs of the Stanislaus County information technology architectural vision.

ACCOMPLISHMENTS AND OBJECTIVES

The Accomplishments of Fiscal Year 2015-2016 and Objectives for Budget Year 2016-2017 for the Strategic Business Technology Department include:

**FISCAL YEAR 2015-2016
 ACCOMPLISHMENTS**

- ◆ Infrastructure Upgrade – 1010 10th Street Place Infrastructure Upgrade was completed allowing for improved connectivity and paves the way for the implementation of Voice over Internet Protocol (VoIP).
- ◆ County Web Site Redesign – Was implemented with improved functionality including the ability to work on mobile devices. Began design and development of Stanislaus County Website Phase II which includes a feature that allows for each customer to customize their own home page to quickly navigate to those websites that are of personal interest. Allows them to add favorites, see latest announcements and improve overall social media experience.
- ◆ Connectivity Wide Area Networks – Developed a strategy for improved connectivity countywide and business continuity. Added AT&T Switch Ethernet (ASE) connectivity at County Center III. Began the conversion from AT&T Customized Switched Metro Ethernet Service (CSME) to AT&T Switch Ethernet (ASE) connectivity. The conversions will allow for improved connectivity at higher bandwidths at a lower cost.
- ◆ Mobile Management Solution – Enterprise Level Countywide Solution; allows the ability to easily manage mobile devices and push out mobile applications.
- ◆ Email – Active Directory – Completed an assessment of Enterprise level County Email Solution which would allow for one email platform being used countywide; the solution would include unifying all Active Directories across the County which would enable improved authentication to diverse systems, and tighten security for administrators.

**BUDGET YEAR 2016-2017
OBJECTIVES**

- ◆ Geographic Information Services (GIS) – Work closely with GIS internal and external customers to develop a GIS Strategic Plan. Update the GIS website to incorporate features and functionality that will accommodate the customer’s needs. Develop and implement a new billing methodology for Proposed Budget 2017-2018 CAP cost.
- ◆ Oracle Financial System to version 12.2 – Upgrade will be completed using County Staff. Implement online patching ability for the application to eliminate down time.
- ◆ Connectivity Wide Area Networks – Complete the conversion from AT&T Customized Switched Metro Ethernet Service (CSME) to AT&T Switch Ethernet (ASE) connectivity. These conversions for existing sites will allow for improved connectivity at higher bandwidth and lower cost.
- ◆ Countywide Voice over Internet Protocol (VoIP) – Server infrastructure will be upgraded and upon completion SBT will begin implementing the strategy for 10th Street Place VoIP.
- ◆ Innovation Projects – Development and implementation of the Probation Mobile ICJIS; Probation E-Payments; Animal Services Customer Portal; and Public Defender Electronic Document Management solution projects.

BUDGETS WITHIN STRATEGIC BUSINESS TECHNOLOGY INCLUDE:

- ◆ Strategic Business Technology
- ◆ Strategic Business Technology--Telecommunications

STANISLAUS COUNTY, CALIFORNIA
Budget Year 2016-2017

FISCAL GENERAL SERVICES
Other General



STRATEGIC BUSINESS TECHNOLOGY

Budget Unit 5031 0048100
Internal Service Fund

Help Desk & Desktop Support Services

Strategic Business Technology (SBT) provides a variety of desktop support to County departments based on the customer's technical resources, including proactive patch management for virus protection and system integrity. A Customer Support Center is available for the benefit of customers from 7:30 AM to 5:00 PM Monday through Friday, except legal holidays and County specified closure days. Technical support can be provided for any one of the services provided to customers of Strategic Business Technology.

Financial Applications

The Financial Application Support Group maintains the Oracle applications used by County departments. Applications included are the Oracle Financial Management System (FMS) and the PeopleSoft Human Resource Management System (HRMS). In addition, the group provides database administration services for the Oracle database system, as well as supporting add-on modules and data integration between applications.

E-Mail Hosting Services

Strategic Business Technology provides a highly available, secure e-mail system for Stanislaus County departments. Strategic Business Technology's e-mail system enables County staff to communicate with one another as well as with the rest of the world via the Internet.

Local Area and Wide Area Network Support

Strategic Business Technology maintains the systems that allow customers to connect to countywide applications and intercommunicate with other Strategic Business Technology customers and external entities such as the State of California. Strategic Business Technology provides a Local Area Network (LAN) service on behalf of many County departments. This service provides management of necessary network equipment such as routers, switches, and security systems. This service also provides electronic data printing hosting services. Engineers are on-call to support networks and servers 24 hours a day, 365 days a year.

Information Security

Information security services include providing security direction and support to County departments. Strategic Business Technology provides proactive monitoring and vulnerability assessment of network equipment, file servers and desktop personal computers.

County Website

Strategic Business Technology, working with County departments and divisions, focuses on opportunities to realize the benefits of emerging Internet technologies to extend the ability of government to provide information and services to County residents, businesses, civic groups, and other interested parties. Strategic Business Technology provides content updates for departments as well as the development of new Web sites.

Web Application Development & Support

Development services are offered by Strategic Business Technology in the areas of system integration, electronic document management (EDM), E-Government (on-line) applications and development, and installed software support. Strategic Business Technology provides full database administration services for Oracle, SQL, and MySQL.

FUND/CASH BALANCE

As of July 1, 2016, this fund is projected to have a positive retained earnings balance of \$271,108 compared to the July 1, 2015 retained earnings balance of \$436,879. The decrease is due to the utilization of retained earnings for major infrastructure improvements, increased data storage, backup site storage solution, and the upgrades to primary network switches during Fiscal Year 2015-2016.

The July 1, 2015 retained earnings balance has been decreased due to the posting of a prior period adjustment for the unfunded pension liability specific to this department, in the amount of \$2,270,746, in accordance with the requirements of Governmental Accounting Standards Board (GASB) Statement 68. This is an accounting entry for purposes of financial statement reporting and is not representative of operations of the Department. Other than the GASB 68 impact, current Department business operations will have a positive contribution to retained earnings by June 30, 2016. The Department anticipates using \$590,686 of retained earnings in Budget Year 2016-2017 to support the purchase of fixed asset computer equipment to increase storage capacity, server replacements, upgrade several enterprise level switches, replace the APC Batteries for equipment located in the SBT Data Center, and purchase DMZ Switch Software and APC Struxureware Datacenter Management Software. Additionally, retained earnings will be used to balance a portion of the operations budget and \$40,000 is being used from the Human Resources Management System (HRMS) Project fund.

As of July 1, 2016, this fund is projected to have a positive cash balance of \$2,874,815 compared to the July 1, 2015 positive cash balance of \$2,455,324. The change in cash balance is due to additional unanticipated project revenue and new service level agreements put in place.

The difference between retained earnings and cash is due to the GASB 68 prior period adjustment to retained earnings and capital assets (equipment) that have not been fully depreciated.

| Strategic Business Technology | | | | | |
|--------------------------------------|-----------------------------|--|--|--|--|
| Classification | 2014-2015 Actual | 2015-2016 Adopted Final Budget* | 2016-2017 Requested Proposed Budget | 2016-2017 Recommended Adjustments | 2016-2017 Recommended Proposed Budget |
| Taxes | \$0 | \$0 | \$0 | \$0 | \$0 |
| Licenses, Permits, Franchises | \$0 | \$0 | \$0 | \$0 | \$0 |
| Fines, Forfeitures, Penalties | \$0 | \$0 | \$0 | \$0 | \$0 |
| Revenue from use of Assets | \$0 | \$0 | \$0 | \$0 | \$0 |
| Intergovernmental Revenue | \$0 | \$0 | \$0 | \$0 | \$0 |
| Charges for Service | \$4,274,562 | \$4,475,360 | \$5,205,527 | \$0 | \$5,205,527 |
| Miscellaneous Revenue | \$34 | \$0 | \$0 | \$0 | \$0 |
| Other Financing Sources | (\$1,201) | \$0 | \$0 | \$0 | \$0 |
| Total Revenue | \$4,273,395 | \$4,475,360 | \$5,205,527 | \$0 | \$5,205,527 |
| Salaries and Benefits | \$2,480,629 | \$2,980,317 | \$3,562,503 | \$0 | \$3,562,503 |
| Services and Supplies | \$1,129,009 | \$1,356,219 | \$1,464,233 | \$0 | \$1,464,233 |
| Other Charges | \$288,639 | \$430,372 | \$469,901 | \$0 | \$469,901 |
| Fixed Assets | | | | | |
| Equipment | \$53,939 | \$495,750 | \$299,576 | \$0 | \$299,576 |
| Other Financing Uses | \$0 | \$0 | \$0 | \$0 | \$0 |
| Equity | \$0 | \$0 | \$0 | \$0 | \$0 |
| Intrafund | \$0 | \$0 | \$0 | \$0 | \$0 |
| Contingencies | \$0 | \$0 | \$0 | \$0 | \$0 |
| Gross Costs | \$3,952,216 | \$5,262,658 | \$5,796,213 | \$0 | \$5,796,213 |
| Retained Earnings | (\$321,179) | \$787,298 | \$590,686 | \$0 | \$590,686 |
| Net County Cost | \$0 | \$0 | \$0 | \$0 | \$0 |

*Net County Cost carryover savings included in the 2015-2016 Adopted Final Budget is \$0.

PROGRAM DISCUSSION

At the proposed level of funding, the Department can maintain and will continue to provide the following services: Help Desk & Desktop Support Services, Financial Applications, E-Mail Hosting Services, Local Area and Wide Area Network Support, Information Security, County Website, and Web Application Development & Support.

Budget Year 2016-2017 is comprised of charges to departments in the amount of \$4,353,599, projects and other revenue in the amount of \$851,928, and the use of departmental retained earnings in the amount of \$590,686. Fixed Assets is budgeted at \$299,576 to replace servers, computer equipment, business continuity infrastructure, switches, and computer software.

Strategic Business Technology has been able to use retained earnings in the past several years to pay for major system upgrades and to keep Cost Allocation Plan (CAP) charges reasonable to departments. However, the Department will need to reduce its reliability on fund balance to offset the cost of operations in future budget years starting in Budget Year 2017-2018.

County business processes have become more dependent upon information technology systems. As such, every information technology system should have some process for data recovery from a critical failure as part of a Business Continuity Plan. Strategic Business Technology will continue to support the Business Continuity Strategy, focusing on the need to ensure minimal disruption of service delivery for critical systems.

In Budget Year 2016-2017, Strategic Business Technology will focus on the County's business continuity, increasing data storage, building customer focused applications for online services, moving to a cloud search provider for improved website search capability and improving the Countywide Active Directory structure to help pave the way to move towards one email platform. Strategic Business Technology will continue to focus on the maintenance and connectivity of the mission critical County core network equipment and applications. Network infrastructure will be upgraded and enhanced, Business Continuity improvements will be made at the 801 11th Street datacenter location and 251 Hackett. Data encryption will be added to the County's perimeter network (also known as a DMZ) to improve overall security. All will provide improved efficiencies and lessen down time for the customer.

The County currently uses the GroupWise email environment by Novell and various Cloud solutions. It is important that the County continues its efforts to research emerging technologies, including cloud computing, management of mobile devices, and new program offerings. The County IT Managers Group completed an assessment on the current email platforms being used and developed a list of requirements during Fiscal Year 2015-2016. During Budget Year 2016-2017, a Request for Proposals (RFP) should be completed to determine the next step required to move to one platform and make a selection.

The Department continues to focus on finding ways to be more efficient. Staff will continue to research and leverage, when appropriate, less expensive applications and Open Source tools and technologies to offset the rising cost of packaged solutions. Complete testing of less expensive products is important to ensure that additional costs in County staff time or hardware are not required to manage or house a less expensive application. The Department will continue to cross train staff in order to provide a tiered level of support for all applications, and will leverage remote access to reduce travel cost and the time it takes to resolve an issue and assist the customer by an on-site visit.

Oracle has major upgrade releases every three years for its PeopleSoft and Financial Management Systems application. During Budget Year 2016-2017 work will occur on completing the next upgrade for both applications. In addition, both Oracle databases will be upgraded as part of the upgrade process. Included in the budget is \$40,000, funded by the HRMS fund, for the upgrade, which will be completed by County staff. However, there may be an additional need for funds in the amount of \$75,000 to cover consulting services during Budget Year 2016-2017 to assist County staff in the planned upgrade of the PeopleSoft System. These services will be for contingency purposes only. If it is determined that consulting services are needed, a request for additional appropriations will be made in a future budget cycle.

In Budget Year 2016-2017, the County's Geographic Information System (GIS) Central team will be moving to Strategic Business Technology from Public Works. As part of this transition, Strategic Business Technology will be focusing on strengthening both the GIS presence on the web and services to internal and external customers. This transition has shifted \$319,809 in expenses to the Strategic Business Technology budget and removed them from Public Works. These costs include two full time employees and GIS software licensing.

As the County has continued to focus on efficient internal operations and enhanced customer experiences through the Technology Innovation initiative "On Line – not – In Line," Strategic Business Technology software development and support activities, along with new projects, have continued to increase steadily. In Budget Year 2016-2017, the Department is requesting the addition of one new software development position and the reclassification of three existing positions. The new position along with the reclassifications will help Strategic Business Technology meet the increasing demand for software development services and assist in the transition of GIS from Public Works.

STAFFING IMPACTS

Total current authorized positions — 23

The Department is requesting to add one new Software Developer/Analyst III position. As the County continues to focus on efficient internal operations and enhanced customer experiences through the Technology Innovation initiative, the demand for software development services and support activities continues to grow.

In addition, the Department is requesting a reclassification study of one Application Specialist III position, one Software Developer II position, and one Systems Engineer II position. As we become ever more dependent on information technology systems it is important that the Department has the ability to cross train staff and provide a tiered level of support for all applications and systems.

Additionally, the Department is requesting to transfer in one Manager III position and one Software Developer/Analyst III position from Public Works Administration to align with the transfer of the Geographic Information System (GIS) effective July 1, 2016.

Further, the Department is requesting to reclassify the Manager III position transferred in from Public Works Administration to align the duties of the position with the correct classification. The reclassification would be effective the beginning of the first full pay period following July 1, 2016.

RECOMMENDED PROPOSED BUDGET

It is recommended that a budget of \$5,796,213 be approved for Strategic Business Technology. This budget is funded from \$5,205,527 in estimated department revenue and \$590,686 in departmental retained earnings.

It is recommended to add one Software Developer/Analyst III position. It is also recommended to transfer in one Manager III position and one Software Developer/Analyst III position from Public Works Administration effective July 1, 2016, and reclassify upward the Manager III position to Sr. Software Developer/Analyst effective the beginning of the first full pay period following July 1, 2016. In addition, it is recommended to study the Application Specialist III position, Software Developer II position and Systems Engineer II position.

Total recommended authorized positions— 26

STANISLAUS COUNTY, CALIFORNIA
Budget Year 2016-2017

FISCAL GENERAL SERVICES
Other General



STRATEGIC BUSINESS TECHNOLOGY—TELECOMMUNICATIONS

Budget Unit 5011 0048200
Internal Service Fund

SERVICES PROVIDED

Strategic Business Technology (SBT) Telecommunications serves as the primary support team for the Countywide Voice over Internet Protocol (VoIP) and NEC Private Branch Exchange (PBX's) telecommunication systems. SBT - Telecommunications will continue in its capacity as the lead County agency in the implementation of Voice over Internet Protocol telephony systems. Directly and indirectly, SBT Telecommunications Division provides technical and customer assistance to all County departments for their telecommunications and data infrastructure lines.

Telecommunications trained technicians maintain the primary Voice over Internet Protocol telephony system and all of the NEC Private Branch Exchange telecommunication systems owned by the County. Technology staff works closely with each customer when moves, adds, changes, and deletions are needed for the Voice over Internet Protocol, Private Branch Exchange, and even Centrex Services. In addition, SBT Telecommunications provides assistance to the Chief Executive Office Capital Projects Division and other departments who need assistance in the planning and implementation of telecommunication and data infrastructure project plans and build outs.

FUND/CASH BALANCE

As of July 1, 2016, Strategic Business Technology - Telecommunications projects the positive retained earnings to be \$440,023, as compared to the July 1, 2015 retained earnings balance of \$825,685. The variance is due to the utilization of retained earnings for a major infrastructure upgrade at Tenth Street Place and to balance the operations budget in Fiscal Year 2015-2016.

The July 1, 2015 retained earnings balance has been decreased due to the posting of a prior period adjustment for the unfunded pension liability specific to this department, in the amount of \$223,966, in accordance with the requirements of Governmental Accounting Standards Board (GASB) Statement 68. This is an accounting entry for purposes of financial statement reporting and is not representative of operations of the Department. Other than the GASB 68 impact, current Department business operations will have a negative contribution to retained earnings by June 30, 2016. The Department anticipates using \$255,426 of retained earnings in Budget Year 2016-2017 to upgrade the County's current VoIP telephony and voicemail systems in the amount of \$147,006. The remaining amount of \$108,420 will be used to balance the operations budget.

As of July 1, 2016, the fund is projected to have a positive cash balance of \$685,311 as compared to the July 1, 2015 cash balance of \$870,305. The change in cash balance is due to a major infrastructure upgrade at Tenth Street Place and to balance the operations budget in Fiscal Year 2015-2016.

The difference between retained earnings and cash is due to the GASB 68 prior period adjustment to retained earnings and capital assets (equipment) that have not been fully depreciated.

| S.B.T. - Telecommunications | | | | | |
|------------------------------------|-----------------------------|--|--|--|--|
| Classification | 2014-2015 Actual | 2015-2016 Adopted Final Budget* | 2016-2017 Requested Proposed Budget | 2016-2017 Recommended Adjustments | 2016-2017 Recommended Proposed Budget |
| Taxes | \$0 | \$0 | \$0 | \$0 | \$0 |
| Licenses, Permits, Franchises | \$0 | \$0 | \$0 | \$0 | \$0 |
| Fines, Forfeitures, Penalties | \$0 | \$0 | \$0 | \$0 | \$0 |
| Revenue from use of Assets | \$0 | \$0 | \$0 | \$0 | \$0 |
| Intergovernmental Revenue | \$0 | \$0 | \$0 | \$0 | \$0 |
| Charges for Service | \$847,912 | \$860,359 | \$944,164 | \$0 | \$944,164 |
| Miscellaneous Revenue | \$0 | \$0 | \$0 | \$0 | \$0 |
| Other Financing Sources | (\$3,767) | \$0 | \$0 | \$0 | \$0 |
| Total Revenue | \$844,145 | \$860,359 | \$944,164 | \$0 | \$944,164 |
| Salaries and Benefits | \$241,411 | \$282,439 | \$319,434 | \$0 | \$319,434 |
| Services and Supplies | \$354,132 | \$521,369 | \$532,423 | \$0 | \$532,423 |
| Other Charges | \$189,560 | \$218,306 | \$232,733 | \$0 | \$232,733 |
| Fixed Assets | | | | | |
| Equipment | \$13,480 | \$90,000 | \$115,000 | \$0 | \$115,000 |
| Other Financing Uses | \$0 | \$0 | \$0 | \$0 | \$0 |
| Equity | \$0 | \$0 | \$0 | \$0 | \$0 |
| Intrafund | \$0 | \$0 | \$0 | \$0 | \$0 |
| Contingencies | \$0 | \$0 | \$0 | \$0 | \$0 |
| Gross Costs | \$798,583 | \$1,112,114 | \$1,199,590 | \$0 | \$1,199,590 |
| Retained Earnings | (\$45,562) | \$251,755 | \$255,426 | \$0 | \$255,426 |
| Net County Cost | \$0 | \$0 | \$0 | \$0 | \$0 |

*Net County Cost carryover savings included in the 2015-2016 Adopted Final Budget is \$0.

PROGRAM DISCUSSION

At the proposed level of funding, the Department can maintain the technical and customer assistance to all County departments for the Voice over Internet Protocol (VoIP) telephony system, Private Branch Exchange landline telecommunications, and data infrastructure lines.

In Fiscal Year 2010-2011, SBT - Telecommunications had reduced monthly flat rate charges by over 35% and reduced expenditure by approximately 20%, using retained earnings to cover operating costs. Until Fiscal Year 2013-2014, the monthly flat rates had remained reduced at the Fiscal Year 2010-2011 rate. Beginning in Fiscal Years 2013-2014, monthly flat rates increased 5% annually. In Budget Year 2016-2017, SBT - Telecommunications will again increase the monthly flat rates by 5%. As operating costs continue to rise, future budget years may also include increases to the monthly flat rates to eliminate the Department's dependency on retained earnings.

In Budget Year 2016-2017, SBT - Telecommunications will use \$255,426 in retained earnings. Of this amount, \$147,006 will go towards upgrading the County's current VoIP telephony and voicemail systems, such as a system upgrade to the Cisco Call Manager and Call Center Systems, Cisco gateway router for Tenth Street Place and upgrades to the VoIP infrastructure. The remainder will go towards balancing the operations budget, such as retirement cashouts, consulting services for the Asterisks voicemail system upgrade and a new Ford Transit Connect mini cargo van.

SBT - Telecommunications has a total of two vehicles; both meet the minimum age and mileage requirements to be considered for replacement under the Fleet Services Policy. In cooperation with the General Services Agency Fleet Services, the Department is requesting to replace one vehicle identified for replacement consideration in Budget Year 2016-2017. This vehicle is used for Telecom Engineers to service phones throughout the County and will be replaced with a similar vehicle and options that are necessary for the environment in which the vehicle operates. The cost of the vehicle is estimated at \$25,000.

In Fiscal Year 2015-2016, SBT-Telecommunications continued to partner with the Community Services Agency and Behavioral Health and Recovery Services in the departments' conversions to VoIP. Behavioral Health and Recovery Services phased VoIP deployments will continue into Budget Year

2016-2017. At the close of Fiscal Year 2015-2016, the total number of County customers on the new VoIP telephony system is almost 3,300.

SBT - Telecommunications will continue to work diligently to maintain reduced expenditures as appropriate. Stanislaus County is currently utilizing the State of California's master agreement for California Integrated Telecommunications Network III services (CalNet3). These agreements provide the County significant cost savings in some areas such as long distance/local call rates and other telecommunication and network services (e.g. point-to-point T1s, private rate interfaces (PRI), internet, etc.).

Additionally, SBT - Telecommunications continues to use an open source voicemail system, which has saved considerable expense in both one-time licensing costs and annual software renewals for the VoIP telephony system. The features of the voicemail system were also flexible enough to provide service to County Private Branch Exchange customers that had voicemail boxes on the County's old voicemail system.

There remains only one legacy Private Branch Exchange system, which is located at Tenth Street Place. In Fiscal Year 2014-2015, SBT - Telecommunications began implementing major system upgrades to the network infrastructure at Tenth Street Place to allow the facility to become ready for a VoIP telephony system. The infrastructure switch upgrade was completed in Fiscal Year 2015-2016. In Budget Year 2016-2017, SBT - Telecommunications will continue to make improvements to the facility (gateway router) and develop a plan for a VoIP deployment.

STAFFING IMPACTS

Total current authorized positions— 2

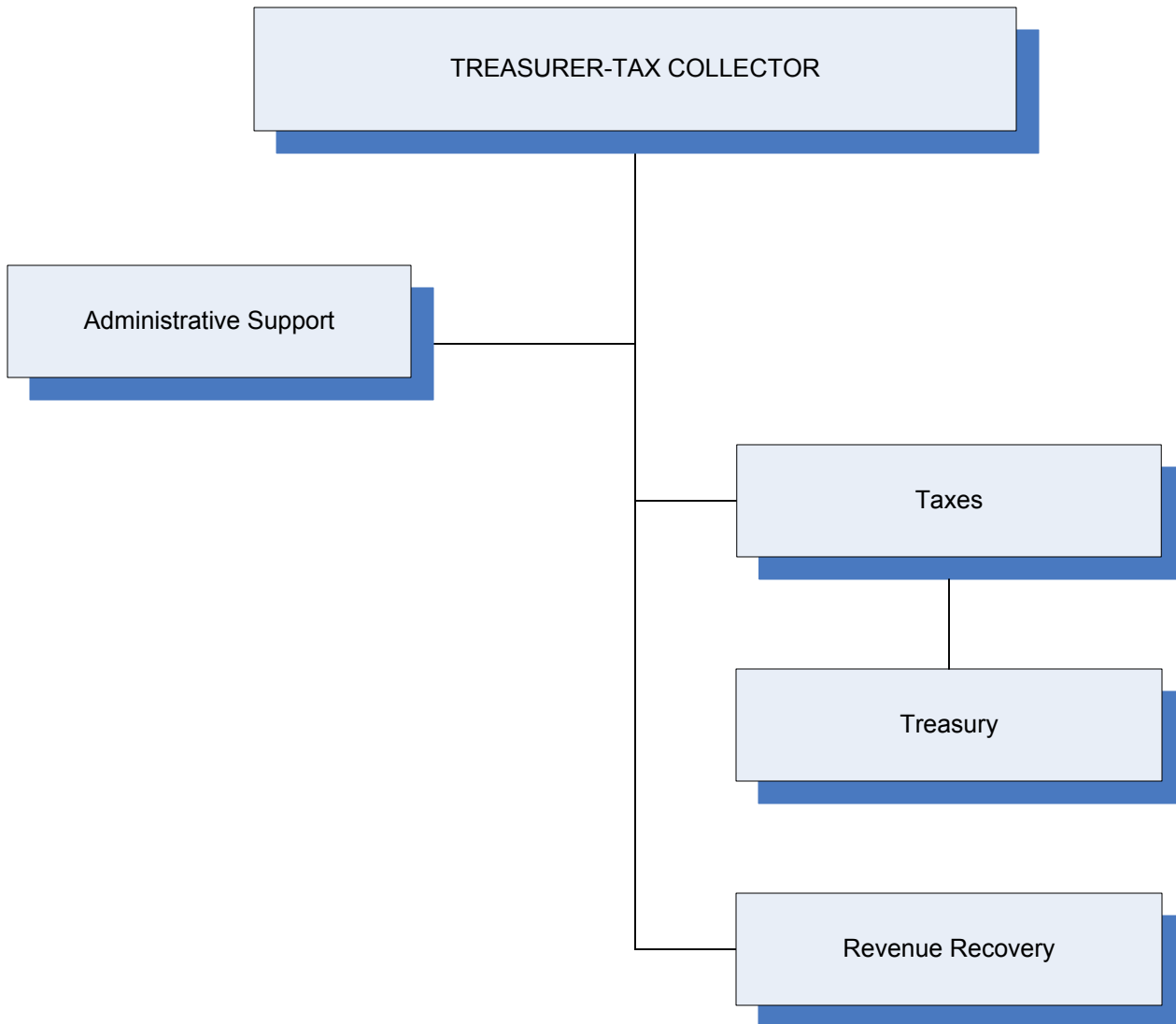
There are no requested changes to the current level of staffing.

RECOMMENDED PROPOSED BUDGET

It is recommended that a budget of \$1,199,590 be approved for SBT - Telecommunications. This budget is funded from \$944,164 in estimated department revenue and \$255,426 in departmental retained earnings.

Total recommended authorized positions— 2

STANISLAUS COUNTY
TREASURER-TAX COLLECTOR



Revised April 2015

STANISLAUS COUNTY, CALIFORNIA
Budget Year 2016-2017
FISCAL GENERAL SERVICES
Finance



TREASURER—TAX COLLECTOR
Gordon Ford, Treasurer and
Tax Collector

BUDGET AT A GLANCE

| | |
|---------------------------------------|------------------|
| Gross Costs | \$2,972,697 |
| Total Revenue | \$2,183,472 |
| Fund Balance/Retained Earnings | \$0 |
| Net County Cost | \$789,225 |
| Total Recommended Staffing | 33 |
| % Funded by Local Discretionary Funds | 26.5% |

MISSION STATEMENT

To serve the citizens of Stanislaus County by collecting property tax and other revenues to help a variety of public agencies meet their financial goals.

ACCOMPLISHMENTS AND OBJECTIVES

The Accomplishments of Fiscal Year 2015-2016 and Objectives for Budget Year 2016-2017 for the Treasurer-Tax Collector include:

**FISCAL YEAR 2015-2016
 ACCOMPLISHMENTS**

- ◆ Contracted with a new provider for electronic payments that post in real time
- ◆ Changed annual tax bill to emphasize due date over delinquent date resulting in earlier tax payments
- ◆ Completed basic Revenue Recovery training for new hires
- ◆ Located over 50,000 new addresses for debtors utilizing additional skip tracing tools and dedicated staff time in Revenue Recovery
- ◆ Continued process of database cleanup by identifying correct status code usage and assignment and applying to accounts in Revenue Recovery Columbia Ultimate Business Systems (CUBS) Database

**BUDGET YEAR 2016-2017
 OBJECTIVES**

- ◆ Facilitate a means to notify new owners of secured tax bills in a more timely manner
- ◆ Take pre-emptive steps in contacting delinquent tax sale property owners in order to reduce the number of properties going to tax sale
- ◆ Enhance collection measures to reduce the current unsecured property tax delinquency rate
- ◆ Continue skip tracing project in Revenue Recovery to include an additional 50,000 accounts
- ◆ Enhance Revenue Recovery staff's technical capabilities through training and increased knowledge of system functions to improve operational efficiencies

BUDGETS WITHIN THE TREASURER—TAX COLLECTOR INCLUDE:

- ◆ Admin/Taxes
- ◆ Revenue Recovery
- ◆ Treasury Division

STANISLAUS COUNTY, CALIFORNIA
Budget Year 2016-2017



FISCAL GENERAL SERVICES
Finance

TREASURER—ADMIN/TAXES

Budget Unit 0100 0030001
 General Fund

SERVICES PROVIDED

The Treasurer-Tax Collector Division collects secured and unsecured property taxes along with other revenues to help a variety of public agencies meet their financial goals. The Department also issues business licenses, firearm dealer's licenses, dance hall permits, scrap metal dealer licenses, and various other permits.

| Treasurer - Admin/Taxes | | | | | |
|--------------------------------|-----------------------------|--|--|--|--|
| Classification | 2014-2015 Actual | 2015-2016 Adopted Final Budget* | 2016-2017 Requested Proposed Budget | 2016-2017 Recommended Adjustments | 2016-2017 Recommended Proposed Budget |
| Taxes | \$0 | \$0 | \$0 | \$0 | \$0 |
| Licenses, Permits, Franchises | \$59,083 | \$58,500 | \$60,000 | \$0 | \$60,000 |
| Fines, Forfeitures, Penalties | \$45,050 | \$50,000 | \$50,000 | \$0 | \$50,000 |
| Revenue from use of Assets | \$12,457 | \$10,000 | \$10,000 | \$0 | \$10,000 |
| Intergovernmental Revenue | \$0 | \$0 | \$0 | \$0 | \$0 |
| Charges for Service | \$312,742 | \$302,500 | \$305,500 | \$0 | \$305,500 |
| Miscellaneous Revenue | \$32,502 | \$36,250 | \$33,750 | \$0 | \$33,750 |
| Other Financing Sources | \$0 | \$0 | \$0 | \$0 | \$0 |
| Total Revenue | \$461,834 | \$457,250 | \$459,250 | \$0 | \$459,250 |
| Salaries and Benefits | \$1,015,910 | \$1,450,999 | \$908,687 | \$0 | \$908,687 |
| Services and Supplies | \$176,676 | \$222,123 | \$222,208 | \$0 | \$222,208 |
| Other Charges | \$126,119 | \$131,477 | \$137,580 | \$0 | \$137,580 |
| Fixed Assets | \$0 | \$0 | \$0 | \$0 | \$0 |
| Other Financing Uses | \$0 | \$0 | \$0 | \$0 | \$0 |
| Equity | \$0 | \$0 | \$0 | \$0 | \$0 |
| Intrafund | (\$48,641) | \$25,420 | (\$20,000) | \$0 | (\$20,000) |
| Contingencies | \$0 | \$0 | \$0 | \$0 | \$0 |
| Gross Costs | \$1,270,064 | \$1,830,019 | \$1,248,475 | \$0 | \$1,248,475 |
| Fund Balance | \$0 | \$0 | \$0 | \$0 | \$0 |
| Net County Cost | \$808,230 | \$1,372,769 | \$789,225 | \$0 | \$789,225 |

*Net County Cost carryover savings included in the 2015-2016 Adopted Final Budget is \$583,544.

PROGRAM DISCUSSION

At the proposed level of funding, the Department can maintain current service levels; however, the Department will seek opportunities to improve customer access and increase efficiencies by relying upon Net County Cost Savings if necessary.

STAFFING IMPACTS

Total current authorized positions— 11

There are no requested changes to the current level of staffing.

RECOMMENDED PROPOSED BUDGET

It is recommended that a budget of \$1,248,475 be approved for Treasurer-Tax Collector Division. This budget is funded by \$459,250 in estimated departmental revenue and a \$789,225 contribution from the General Fund.

Total recommended authorized positions— 11

STANISLAUS COUNTY, CALIFORNIA
Budget Year 2016-2017
FISCAL GENERAL SERVICES
Finance



TREASURER—REVENUE RECOVERY

Budget Unit 0100 0030002
 General Fund

SERVICES PROVIDED

The Revenue Recovery Division provides a centralized collection, billing and debt resolution service to all County departments and interagency participants. The division utilizes well-qualified, knowledgeable staff to collect on outstanding debts using professional collection and billing services for the resolution of debts owed to the County and other partnering agencies. The Revenue Recovery clients consist of over 20 County departments, several city agencies and the Superior Courts of Stanislaus County.

There are four major collection programs within the Revenue Recovery Division consisting of the Courts, Health Services Agency, Unsecured Tax, and Other Miscellaneous Department collections.

| Treasurer - Revenue Recovery | | | | | |
|-------------------------------------|-----------------------------|--|--|--|--|
| Classification | 2014-2015 Actual | 2015-2016 Adopted Final Budget* | 2016-2017 Requested Proposed Budget | 2016-2017 Recommended Adjustments | 2016-2017 Recommended Proposed Budget |
| Taxes | \$0 | \$0 | \$0 | \$0 | \$0 |
| Licenses, Permits, Franchises | \$0 | \$0 | \$0 | \$0 | \$0 |
| Fines, Forfeitures, Penalties | \$8,660 | \$13,123 | \$5,000 | \$0 | \$5,000 |
| Revenue from use of Assets | \$3,083 | \$5,000 | \$3,000 | \$0 | \$3,000 |
| Intergovernmental Revenue | \$0 | \$0 | \$0 | \$0 | \$0 |
| Charges for Service | \$930,325 | \$976,650 | \$1,076,325 | \$0 | \$1,076,325 |
| Miscellaneous Revenue | \$42,912 | \$41,800 | \$3,875 | \$0 | \$3,875 |
| Other Financing Sources | \$0 | \$0 | \$0 | \$0 | \$0 |
| Total Revenue | \$984,980 | \$1,036,573 | \$1,088,200 | \$0 | \$1,088,200 |
| Salaries and Benefits | \$1,212,634 | \$1,357,272 | \$1,384,770 | \$0 | \$1,384,770 |
| Services and Supplies | \$204,203 | \$228,486 | \$234,108 | \$0 | \$234,108 |
| Other Charges | \$97,734 | \$110,315 | \$122,822 | \$0 | \$122,822 |
| Fixed Assets | | | | | |
| Equipment | \$0 | \$3,000 | \$5,000 | \$0 | \$5,000 |
| Other Financing Uses | \$0 | \$0 | \$0 | \$0 | \$0 |
| Equity | \$0 | \$0 | \$0 | \$0 | \$0 |
| Intrafund | (\$538,475) | (\$662,500) | (\$658,500) | \$0 | (\$658,500) |
| Contingencies | \$0 | \$0 | \$0 | \$0 | \$0 |
| Gross Costs | \$976,096 | \$1,036,573 | \$1,088,200 | \$0 | \$1,088,200 |
| Fund Balance | \$0 | \$0 | \$0 | \$0 | \$0 |
| Net County Cost | (\$8,884) | \$0 | \$0 | \$0 | \$0 |

*Net County Cost carryover savings included in the 2015-2016 Adopted Final Budget is \$0.

PROGRAM DISCUSSION

At the proposed level of funding, the Division can maintain operations and continue to pursue collections against businesses and individuals with outstanding debts with County departments, Superior Court and various cities for which Revenue Recovery collects. The Department will continue enhanced collection methods and the removal of uncollectible accounts.

The State of California requires the County to maintain activities as listed in Penal Code 1463.007 to continue collection for the Court system. The Treasurer-Revenue Recovery Division meets the following categories:

- ◆ Telephone contact with delinquent debtors to apprise them of their failure to meet payment obligations;
- ◆ Issuance of warning letters to advise delinquent debtors of an outstanding obligation;
- ◆ Access to Employment Development Department employment and wage information;
- ◆ The generation of monthly delinquent reports;
- ◆ Participation in the Franchise Tax Board's tax intercept program;
- ◆ The use of wage and bank account garnishments and issuance of abstracts;
- ◆ The imposition of liens on real property and proceeds from the sale of real property held by a title company, lien releases, and title searches;
- ◆ The filing of objections to the inclusion of outstanding fines and forfeitures in bankruptcy proceedings;
- ◆ The capability to accept credit cards;
- ◆ The use of Department of Motor Vehicle information to locate delinquent debtors;
- ◆ The use of skip tracing resources or services to locate delinquent debtors; and
- ◆ Participation in the Franchise Tax Board's Court-Ordered Debt Collections Program.

The Revenue Recovery Division provides collection services to various County departments and disperses the associated costs respectively. Many of these departments rely on the revenue generated through the collection process and include these projected figures into their budgets. While Revenue Recovery has experienced many challenges and has seen a decline in revenue in recent years, it has continued to maintain a return on investment of approximately \$7 for each \$1 spent. With recent technology upgrades, completion of staff training, and an improvement in the overall economy, the Division is seeing the revenue stream begin to show signs of recovery.

STAFFING IMPACTS

Total current authorized positions— 18

There are no requested changes to the current level of staffing.

RECOMMENDED PROPOSED BUDGET

It is recommended that a budget of \$1,088,200 be approved for Treasurer-Revenue Recovery Division. This budget is funded by \$1,088,200 in estimated departmental revenue.

Total recommended authorized positions— 18

STANISLAUS COUNTY, CALIFORNIA
Budget Year 2016-2017
FISCAL GENERAL SERVICES
Finance



TREASURER—TREASURY DIVISION

Budget Unit 0100 0030004
 General Fund

SERVICES PROVIDED

The Treasury Division takes in deposits from all County departments and agencies, ensures that all checks issued by County departments and agencies have been paid correctly by the bank, works with County departments to process credit card payments, handles Modesto City Schools cafeteria deposits, ensures that there are adequate funds available to cover liquidity needs and invests temporarily idle cash, handles forged warrant claims from departments and recovers the money, maintains tobacco endowment funds, receives absent heir funds and processes claims, and provides copies of warrants and checks to departments.

| Treasurer - Treasury | | | | | |
|-------------------------------|-----------------------------|--|--|--|--|
| Classification | 2014-2015 Actual | 2015-2016 Adopted Final Budget* | 2016-2017 Requested Proposed Budget | 2016-2017 Recommended Adjustments | 2016-2017 Recommended Proposed Budget |
| Taxes | \$0 | \$0 | \$0 | \$0 | \$0 |
| Licenses, Permits, Franchises | \$0 | \$0 | \$0 | \$0 | \$0 |
| Fines, Forfeitures, Penalties | \$0 | \$0 | \$0 | \$0 | \$0 |
| Revenue from use of Assets | \$530,064 | \$580,415 | \$625,522 | \$0 | \$625,522 |
| Intergovernmental Revenue | \$11,290 | \$0 | \$0 | \$0 | \$0 |
| Charges for Service | \$0 | \$0 | \$0 | \$0 | \$0 |
| Miscellaneous Revenue | \$135 | \$0 | \$0 | \$0 | \$0 |
| Other Financing Sources | \$9,281 | \$10,500 | \$10,500 | \$0 | \$10,500 |
| Total Revenue | \$550,770 | \$590,915 | \$636,022 | \$0 | \$636,022 |
| Salaries and Benefits | \$299,076 | \$315,614 | \$347,980 | \$0 | \$347,980 |
| Services and Supplies | \$75,891 | \$131,010 | \$134,375 | \$0 | \$134,375 |
| Other Charges | \$35,174 | \$29,291 | \$38,667 | \$0 | \$38,667 |
| Fixed Assets | \$0 | \$0 | \$0 | \$0 | \$0 |
| Other Financing Uses | \$0 | \$0 | \$0 | \$0 | \$0 |
| Equity | \$0 | \$0 | \$0 | \$0 | \$0 |
| Intrafund | \$115,000 | \$115,000 | \$115,000 | \$0 | \$115,000 |
| Contingencies | \$0 | \$0 | \$0 | \$0 | \$0 |
| Gross Costs | \$525,141 | \$590,915 | \$636,022 | \$0 | \$636,022 |
| Fund Balance | \$0 | \$0 | \$0 | \$0 | \$0 |
| Net County Cost | (\$25,629) | \$0 | \$0 | \$0 | \$0 |

*Net County Cost carryover savings included in the 2015-2016 Adopted Final Budget is \$0.

PROGRAM DISCUSSION

At the proposed level of funding, the Department can maintain receipts and disbursements pursuant to Government Code 27000. The Treasury Division can continue to assist other departments with implementing E-payments and transitioning into EMV chip card technology for over the counter credit card payments. EMV, which stands for Europay, MasterCard and Visa, is a global standard for cards equipped with computer chips and the technology used to authenticate chip-card transactions.

STAFFING IMPACTS

Total current authorized positions— 4

There are no requested changes to the current level of staffing.

RECOMMENDED PROPOSED BUDGET

It is recommended that a budget of \$636,022 be approved for Treasurer-Treasury Division. This budget is funded by \$636,022 in estimated departmental revenue.

Total recommended authorized positions— 4



Staffing Reports

Allocation List—Three Year Comparison
Department Position Allocation Report
Unfunded Vacant Positions

STANISLAUS COUNTY STAFFING SUMMARY

Allocation List - Three Year Comparison

| Department | Final Budget 2014-2015 | Final Budget 2015-2016 | Proposed Budget 2016-2017 |
|--|---------------------------|---------------------------|------------------------------|
| Agricultural Commissioner | 35 | 37 | 37 |
| Alliance WorkNet | 90 | 90 | 90 |
| Animal Services | 31 | 31 | 31 |
| Area Agency on Aging | 14 | 17 | 17 |
| Assessor | 54 | 55 | 58 |
| Auditor Controller | 40 | 38 | 39 |
| Behavioral Health & Recovery Services (BHRS) | 246 | 265 | 272 |
| BHRS - Alcohol & Drug Program | 24 | 25 | 29 |
| BHRS - Managed Care | 8 | 8 | 9 |
| BHRS - Mental Health Services Act | 68 | 104 | 108 |
| BHRS - Public Guardian | 10 | 10 | 10 |
| BHRS - Stanislaus Recovery Center | 26 | 27 | 27 |
| Board of Supervisors | 9 | 9 | 9 |
| Chief Executive Office - County Fire Service Fund | 5 | 7 | 7 |
| Chief Executive Office - Office of Emergency Svcs/Fire Warden | 6 | 6 | 7 |
| Chief Executive Office - Operations and Services | 40 | 43 | 45 |
| Chief Executive Office - Risk Management Division | 12 | 13 | 12 |
| Child Support Services | 162 | 162 | 161 |
| Children & Families Commission | 5 | 5 | 5 |
| Clerk-Recorder - Elections Division | 13 | 13 | 13 |
| Clerk-Recorder - Recorder Division | 32 | 32 | 32 |
| Community Services Agency - Service & Support | 1,036 | 1,068 | 1,081 |
| Cooperative Extension | 4 | 4 | 4 |
| County Counsel | 14 | 14 | 14 |
| District Attorney - Automobile Insurance Fraud Prosecution | 2 | 2 | 2 |
| District Attorney - Criminal Division | 114 | 118 | 121 |
| District Attorney - Impaired Driver Vert Prosecution Program | 2 | 2 | 2 |
| District Attorney - Real Estate Fraud Prosecution | 2 | 2 | 2 |
| District Attorney - Unserved/Underserved Victims Ad & Outreach | 1 | 1 | 1 |
| District Attorney - Victims Compensation & Govt Claims | 1 | 1 | 1 |
| District Attorney - Victim Services Program | 6 | 5 | 5 |
| Environmental Resources | 68 | 76 | 79 |
| Environmental Resources - Fink Road Landfill | 14 | 14 | 15 |
| General Services Agency - Administration | 5 | 5 | 5 |
| General Services Agency - Central Services | 11 | 11 | 11 |
| General Services Agency - Facilities Maintenance | 33 | 33 | 36 |
| General Services Agency - Fleet Services | 10 | 9 | 10 |
| Health Services Agency - Administration | 83 | 82 | 88 |
| Health Services Agency - Clinics & Ancillary Services | 199 | 204 | 208 |
| Health Services Agency - Indigent Health Care | 5 | 0 | 0 |
| Health Services Agency - Public Health | 174 | 184 | 186 |
| Law Library | 2 | 2 | 2 |
| Library | 71 | 73 | 74 |
| Local Agency Formation Commission | 3 | 3 | 3 |

STANISLAUS COUNTY STAFFING SUMMARY

Allocation List - Three Year Comparison

| Department | Final Budget 2014-2015 | Final Budget 2015-2016 | Proposed Budget 2016-2017 |
|---|---------------------------|---------------------------|------------------------------|
| Parks & Recreation | 20 | 26 | 26 |
| Planning | 14 | 16 | 17 |
| Planning - Building Permits | 17 | 17 | 17 |
| Probation - Administration | 18 | 20 | 20 |
| Probation - Community Corrections Partnership | 31 | 31 | 31 |
| Probation - Field Services | 101 | 102 | 108 |
| Probation - Institutional Services | 59 | 59 | 59 |
| Probation - Juvenile Commitment Facility | 38 | 38 | 38 |
| Probation - Juvenile Justice Crime Prevention Act | 11 | 15 | 15 |
| Probation - Youthful Offender Block Grant | 1 | 8 | 15 |
| Public Defender | 38 | 45 | 45 |
| Public Works - Administration | 10 | 9 | 8 |
| Public Works - Engineering | 28 | 29 | 29 |
| Public Works - Local Transit System | 4 | 5 | 5 |
| Public Works - Morgan Shop | 8 | 8 | 8 |
| Public Works - Road & Bridge | 57 | 57 | 57 |
| Retirement | 13 | 13 | 15 |
| Sheriff Administration | 36 | 81 | 83 |
| Sheriff Cal ID Program | 1 | 1 | 1 |
| Sheriff CAL-MMET | 3 | 4 | 4 |
| Sheriff Contract Cities | 64 | 64 | 67 |
| Sheriff Court Security | 39 | 39 | 39 |
| Sheriff Detention | 286 | 290 | 292 |
| Sheriff Jail Commissary/Inmate Welfare | 3 | 3 | 3 |
| Sheriff Operations | 167 | 140 | 147 |
| Sheriff Vehicle Theft Unit | 1 | 1 | 1 |
| Stanislaus Regional 911 | 59 | 59 | 59 |
| Strategic Business Technology | 22 | 22 | 26 |
| Strategic Business Tech - Telecommunications | 2 | 2 | 2 |
| Treasurer - Admin/Taxes | 11 | 11 | 11 |
| Treasurer - Revenue Recovery | 18 | 18 | 18 |
| Treasurer - Treasury | 4 | 4 | 4 |
| Veterans Services | 4 | 5 | 5 |
| Total Staffing | 3,978 | 4,152 | 4,243 |

STANISLAUS COUNTY
DEPARTMENT POSITION ALLOCATION REPORT
As of July 9, 2016

| | STEP 1 MIN --- | STEP 2 --- | STEP 3 MID FLAT | STEP 4 --- | STEP 5 MAX --- |
|--------------------------------------|----------------------|---------------|-----------------------|---------------|----------------------|
| AGING & VETERANS SERVICES | | | | | |
| AREA AGENCY ON AGING | | | | | |
| 1 Dir Area Agency On Aging | 44.38 | --- | 55.47 | --- | 66.56 |
| 2 Manager II | 27.72 | --- | 34.65 | --- | 41.58 |
| 1 Manager I | 24.70 | --- | 30.87 | --- | 37.04 |
| 1 Confidential Assistant III | 17.41 | --- | 21.76 | --- | 26.11 |
| 1 MH Clinician II | 29.56 | 31.04 | 32.59 | 34.22 | 35.93 |
| 1 Staff Serv Coordinator | 29.49 | 30.96 | 32.51 | 34.14 | 35.85 |
| 1 Social Worker IV | 26.60 | 27.93 | 29.33 | 30.80 | 32.34 |
| 1 Staff Serv Analyst | 24.29 | 25.50 | 26.78 | 28.12 | 29.53 |
| 2 Social Worker III | 23.82 | 25.01 | 26.26 | 27.57 | 28.95 |
| 1 Social Worker II | 21.14 | 22.20 | 23.31 | 24.48 | 25.70 |
| 1 Accountant I | 20.47 | 21.49 | 22.56 | 23.69 | 24.87 |
| 1 Staff Serv Tech | 19.24 | 20.20 | 21.21 | 22.27 | 23.38 |
| 1 Account Clerk III | 17.47 | 18.34 | 19.26 | 20.22 | 21.23 |
| 1 Community Health Work III | 17.29 | 18.15 | 19.06 | 20.01 | 21.01 |
| 1 Dir Of Volunteer Serv | 16.55 | 17.38 | 18.25 | 19.16 | 20.12 |
| 17 * BUDGET UNIT TOTAL * | | | | | |
| VETERANS SERVICES | | | | | |
| 1 Manager I | 24.70 | --- | 30.87 | --- | 37.04 |
| 3 Veterans Serv Rep | 19.74 | 20.73 | 21.77 | 22.86 | 24.00 |
| 1 Admin Clerk III | 16.75 | 17.59 | 18.47 | 19.39 | 20.36 |
| 5 * BUDGET UNIT TOTAL * | | | | | |
| 22 ** DEPARTMENT TOTAL ** | | | | | |
| AGRICULTURAL COMMISSIONER | | | | | |
| AGRICULTURAL COMMISSIONER | | | | | |
| 1 County Agri Comm & Sealer | 44.38 | --- | 55.47 | --- | 66.56 |
| 1 Asst Ag Commissioner | 35.43 | --- | 44.29 | --- | 53.15 |
| 4 Deputy Ag Com/Sealer | 27.72 | --- | 34.65 | --- | 41.58 |
| 1 Confidential Assistant IV | 20.90 | --- | 26.13 | --- | 31.36 |
| 1 Confidential Assistant III | 17.41 | --- | 21.76 | --- | 26.11 |
| 1 Software Developer/Analyst III | 33.56 | 35.24 | 37.00 | 38.85 | 40.79 |
| 1 Software Developer II | 29.01 | 30.46 | 31.98 | 33.58 | 35.26 |
| 21 Ag/Weights&Meas Insp III | 24.66 | 25.89 | 27.18 | 28.54 | 29.97 |
| 1 Application Specialist II | 24.61 | 25.84 | 27.13 | 28.49 | 29.91 |
| 1 Staff Serv Tech | 19.24 | 20.20 | 21.21 | 22.27 | 23.38 |
| 1 Accounting Tech | 19.17 | 20.13 | 21.14 | 22.20 | 23.31 |
| 2 Agricultural Assistant II | 16.70 | 17.54 | 18.42 | 19.34 | 20.31 |
| 1 Account Clerk II | 15.46 | 16.23 | 17.04 | 17.89 | 18.78 |
| 37 * BUDGET UNIT TOTAL * | | | | | |
| 37 ** DEPARTMENT TOTAL ** | | | | | |

STANISLAUS COUNTY
DEPARTMENT POSITION ALLOCATION REPORT
As of July 9, 2016

| | | STEP 1 | STEP 2 | STEP 3 | STEP 4 | STEP 5 |
|-------------------------|--------------------------------|--------|--------|--------|--------|--------|
| | | MIN | --- | MID | --- | MAX |
| | | --- | --- | FLAT | --- | --- |
| ALLIANCE WORKNET | | | | | | |
| ALLIANCE WORKNET | | | | | | |
| 1 | Alliance Worknet Director | 44.38 | --- | 55.47 | --- | 66.56 |
| 4 | Manager III | 31.34 | --- | 39.18 | --- | 47.02 |
| 1 | Confidential Assistant III | 17.41 | --- | 21.76 | --- | 26.11 |
| 1 | Confidential Assistant II | 15.44 | --- | 19.30 | --- | 23.16 |
| 1 | Sr Systems Engineer | 38.83 | 40.77 | 42.81 | 44.95 | 47.20 |
| 1 | Systems Engineer II | 33.56 | 35.24 | 37.00 | 38.85 | 40.79 |
| 1 | Software Developer/Analyst III | 33.56 | 35.24 | 37.00 | 38.85 | 40.79 |
| 1 | Staff Serv Coordinator | 29.49 | 30.96 | 32.51 | 34.14 | 35.85 |
| 1 | Software Developer II | 29.01 | 30.46 | 31.98 | 33.58 | 35.26 |
| 1 | Accountant III | 28.76 | 30.20 | 31.71 | 33.30 | 34.97 |
| 6 | Family Services Supervisor | 26.31 | 27.63 | 29.01 | 30.46 | 31.98 |
| 1 | Application Specialist II | 24.61 | 25.84 | 27.13 | 28.49 | 29.91 |
| 6 | Staff Serv Analyst | 24.29 | 25.50 | 26.78 | 28.12 | 29.53 |
| 3 | Family Services Specialist IV | 22.40 | 23.52 | 24.70 | 25.94 | 27.24 |
| 1 | Accountant I | 20.47 | 21.49 | 22.56 | 23.69 | 24.87 |
| 48 | Family Services Specialist III | 20.34 | 21.36 | 22.43 | 23.55 | 24.73 |
| 3 | Accounting Tech | 19.17 | 20.13 | 21.14 | 22.20 | 23.31 |
| 1 | Account Clerk III | 17.47 | 18.34 | 19.26 | 20.22 | 21.23 |
| 1 | Admin Clerk III | 16.75 | 17.59 | 18.47 | 19.39 | 20.36 |
| 7 | Admin Clerk II | 14.82 | 15.56 | 16.34 | 17.16 | 18.02 |
| 90 | * BUDGET UNIT TOTAL * | | | | | |
| 90 | ** DEPARTMENT TOTAL ** | | | | | |

ANIMAL SERVICES

| | | | | | | |
|------------------------|---------------------------|-------|-------|-------|-------|-------|
| ANIMAL SERVICES | | | | | | |
| 1 | Dir of Animal Services | 44.38 | --- | 55.47 | --- | 66.56 |
| 1 | County Veterinarian | 54.38 | --- | 67.97 | --- | 81.56 |
| 1 | Manager II | 27.72 | --- | 34.65 | --- | 41.58 |
| 1 | Confidential Assistant IV | 20.90 | --- | 26.13 | --- | 31.36 |
| 1 | Supv Acct Admin Clerk II | 22.10 | 23.21 | 24.37 | 25.59 | 26.87 |
| 4 | Animal Svc Oper Supv | 20.06 | 21.06 | 22.11 | 23.22 | 24.38 |
| 6 | Animal Serv Offcr II | 17.70 | 18.59 | 19.52 | 20.50 | 21.53 |
| 2 | Animal Care Spec III | 17.47 | 18.34 | 19.26 | 20.22 | 21.23 |
| 4 | Admin Clerk III | 16.75 | 17.59 | 18.47 | 19.39 | 20.36 |
| 10 | Animal Care Spec II | 16.10 | 16.91 | 17.76 | 18.65 | 19.58 |
| 31 | * BUDGET UNIT TOTAL * | | | | | |
| 31 | ** DEPARTMENT TOTAL ** | | | | | |

ASSESSOR

| | | | | | | |
|-----------------|------------|-------|-----|-------|-----|-------|
| ASSESSOR | | | | | | |
| 1 | Assessor | --- | --- | 76.22 | --- | --- |
| 2 | Manager IV | 35.43 | --- | 44.29 | --- | 53.15 |

STANISLAUS COUNTY
DEPARTMENT POSITION ALLOCATION REPORT
As of July 9, 2016

| STEP 1 | STEP 2 | STEP 3 | STEP 4 | STEP 5 |
|--------|--------|--------|--------|--------|
| MIN | --- | MID | --- | MAX |
| --- | --- | FLAT | --- | --- |

ASSESSOR (Continued)

ASSESSOR (Continued)

| | | | | | | |
|----|--------------------------------|-------|-------|-------|-------|-------|
| 1 | Confidential Assistant IV | 20.90 | --- | 26.13 | --- | 31.36 |
| 1 | Sr Software Developer/Analyst | 38.83 | 40.77 | 42.81 | 44.95 | 47.20 |
| 1 | Software Developer/Analyst III | 33.56 | 35.24 | 37.00 | 38.85 | 40.79 |
| 1 | Supv Auditor Appraiser | 32.57 | 34.20 | 35.91 | 37.71 | 39.60 |
| 4 | Supv Appraiser | 31.04 | 32.59 | 34.22 | 35.93 | 37.73 |
| 2 | Sr Auditor-Appraiser | 29.56 | 31.04 | 32.59 | 34.22 | 35.93 |
| 2 | Application Specialist III | 29.01 | 30.46 | 31.98 | 33.58 | 35.26 |
| 7 | Sr Appraiser | 28.18 | 29.59 | 31.07 | 32.62 | 34.25 |
| 4 | Auditor-Appraiser III | 26.85 | 28.19 | 29.60 | 31.08 | 32.63 |
| 14 | Appraiser III | 25.61 | 26.89 | 28.23 | 29.64 | 31.12 |
| 1 | Cadastral Supervisor | 25.19 | 26.45 | 27.77 | 29.16 | 30.62 |
| 4 | Supv Acct Admin Clerk II | 22.10 | 23.21 | 24.37 | 25.59 | 26.87 |
| 1 | Cadastral Technician II | 20.80 | 21.84 | 22.93 | 24.08 | 25.28 |
| 2 | Appraiser Tech | 17.57 | 18.45 | 19.37 | 20.34 | 21.36 |
| 9 | Account Clerk III | 17.47 | 18.34 | 19.26 | 20.22 | 21.23 |
| 1 | Admin Clerk II | 14.82 | 15.56 | 16.34 | 17.16 | 18.02 |

58 * BUDGET UNIT TOTAL *

58 ** DEPARTMENT TOTAL **

AUDITOR CONTROLLER

AUDITOR CONTROLLER

| | | | | | | |
|---|--------------------------------|-------|-------|-------|-------|-------|
| 1 | Auditor-Controller | --- | --- | 76.22 | --- | --- |
| 1 | Asst Auditor Controller | 39.38 | --- | 49.22 | --- | 59.06 |
| 4 | Manager IV | 35.43 | --- | 44.29 | --- | 53.15 |
| 3 | Manager II | 27.72 | --- | 34.65 | --- | 41.58 |
| 1 | Confidential Assistant V | 24.90 | --- | 31.13 | --- | 37.36 |
| 2 | Confidential Assistant IV | 20.90 | --- | 26.13 | --- | 31.36 |
| 4 | Confidential Assistant III | 17.41 | --- | 21.76 | --- | 26.11 |
| 1 | Sr Software Developer/Analyst | 38.83 | 40.77 | 42.81 | 44.95 | 47.20 |
| 1 | Software Developer/Analyst III | 33.56 | 35.24 | 37.00 | 38.85 | 40.79 |
| 1 | Sr Application Specialist | 33.56 | 35.24 | 37.00 | 38.85 | 40.79 |
| 8 | Accountant III | 28.76 | 30.20 | 31.71 | 33.30 | 34.97 |
| 3 | Accountant II | 26.17 | 27.48 | 28.85 | 30.29 | 31.80 |
| 1 | Accountant I | 20.47 | 21.49 | 22.56 | 23.69 | 24.87 |
| 5 | Accounting Tech | 19.17 | 20.13 | 21.14 | 22.20 | 23.31 |
| 3 | Account Clerk III | 17.47 | 18.34 | 19.26 | 20.22 | 21.23 |

39 * BUDGET UNIT TOTAL *

39 ** DEPARTMENT TOTAL **

STANISLAUS COUNTY
DEPARTMENT POSITION ALLOCATION REPORT
As of July 9, 2016

| | STEP 1 MIN --- | STEP 2 --- | STEP 3 MID FLAT | STEP 4 --- | STEP 5 MAX --- |
|--|-----------------------|---------------|-----------------------|---------------|----------------------|
| BEHAVIORAL HEALTH & RECOV SVS | | | | | |
| ALCOHOL & DRUG PROGRAM | | | | | |
| 1 | 35.43 | --- | 44.29 | --- | 53.15 |
| 2 | 29.49 | 30.96 | 32.51 | 34.14 | 35.85 |
| 1 | 24.29 | 25.50 | 26.78 | 28.12 | 29.53 |
| 20 | 22.55 | 23.68 | 24.86 | 26.10 | 27.41 |
| 3 | 16.91 | 17.76 | 18.65 | 19.58 | 20.56 |
| 2 | 16.75 | 17.59 | 18.47 | 19.39 | 20.36 |
| 29 | * BUDGET UNIT TOTAL * | | | | |

| | | | | | |
|--|-----------------------|-------|--------|--------|--------|
| BEHAVIORAL HEALTH & RECOV SVS | | | | | |
| 1 | 62.27 | --- | 77.84 | --- | 93.41 |
| 1 | 95.30 | --- | 119.13 | --- | 142.96 |
| 1 | 44.38 | --- | 55.47 | --- | 66.56 |
| 1 | 39.38 | --- | 49.22 | --- | 59.06 |
| 4 | 35.43 | --- | 44.29 | --- | 53.15 |
| 6 | 31.34 | --- | 39.18 | --- | 47.02 |
| 5 | 27.72 | --- | 34.65 | --- | 41.58 |
| 1 | 24.70 | --- | 30.87 | --- | 37.04 |
| 2 | 20.90 | --- | 26.13 | --- | 31.36 |
| 6 | 17.41 | --- | 21.76 | --- | 26.11 |
| 9 | 86.95 | 91.30 | 95.87 | 100.66 | 105.69 |
| 1 | 48.94 | 51.39 | 53.96 | 56.66 | 59.49 |
| 1 | 38.83 | 40.77 | 42.81 | 44.95 | 47.20 |
| 1 | 38.83 | 40.77 | 42.81 | 44.95 | 47.20 |
| 2 | 34.73 | 36.47 | 38.29 | 40.20 | 42.21 |
| 14 | 33.57 | 35.25 | 37.00 | 38.86 | 40.80 |
| 2 | 33.56 | 35.24 | 37.00 | 38.85 | 40.79 |
| 1 | 33.56 | 35.24 | 37.00 | 38.85 | 40.79 |
| 82 | 29.56 | 31.04 | 32.59 | 34.22 | 35.93 |
| 2 | 29.49 | 30.96 | 32.51 | 34.14 | 35.85 |
| 4 | 28.76 | 30.20 | 31.71 | 33.30 | 34.97 |
| 1 | 25.19 | 26.45 | 27.77 | 29.16 | 30.62 |
| 5 | 24.61 | 25.84 | 27.13 | 28.49 | 29.91 |
| 4 | 24.44 | 25.66 | 26.94 | 28.29 | 29.70 |
| 7 | 24.29 | 25.50 | 26.78 | 28.12 | 29.53 |
| 44 | 22.55 | 23.68 | 24.86 | 26.10 | 27.41 |
| 6 | 22.55 | 23.68 | 24.86 | 26.10 | 27.41 |
| 1 | 19.24 | 20.20 | 21.21 | 22.27 | 23.38 |
| 5 | 19.17 | 20.13 | 21.14 | 22.20 | 23.31 |
| 2 | 18.45 | 19.37 | 20.34 | 21.36 | 22.43 |
| 6 | 17.47 | 18.34 | 19.26 | 20.22 | 21.23 |
| 3 | 16.96 | 17.81 | 18.70 | 19.64 | 20.62 |
| 10 | 16.91 | 17.76 | 18.65 | 19.58 | 20.56 |
| 18 | 16.75 | 17.59 | 18.47 | 19.39 | 20.36 |
| 8 | 14.82 | 15.56 | 16.34 | 17.16 | 18.02 |
| 5 | 14.46 | 15.18 | 15.94 | 16.74 | 17.58 |
| 272 | * BUDGET UNIT TOTAL * | | | | |

STANISLAUS COUNTY
DEPARTMENT POSITION ALLOCATION REPORT
As of July 9, 2016

| STEP 1 | STEP 2 | STEP 3 | STEP 4 | STEP 5 |
|--------|--------|--------|--------|--------|
| MIN | --- | MID | --- | MAX |
| --- | --- | FLAT | --- | --- |

BEHAVIORAL HEALTH & RECOV SVS (Continued)

MANAGED CARE

| | | | | | | |
|-------|-----------------------|-------|-------|-------|-------|-------|
| 2 | Psychiatric Nurse II | 33.57 | 35.25 | 37.00 | 38.86 | 40.80 |
| 2 | MH Clinician II | 29.56 | 31.04 | 32.59 | 34.22 | 35.93 |
| 1 | Staff Serv Tech | 19.24 | 20.20 | 21.21 | 22.27 | 23.38 |
| 2 | Clinical Serv Tech II | 16.91 | 17.76 | 18.65 | 19.58 | 20.56 |
| 1 | Admin Clerk III | 16.75 | 17.59 | 18.47 | 19.39 | 20.36 |
| 1 | Admin Clerk II | 14.82 | 15.56 | 16.34 | 17.16 | 18.02 |
| <hr/> | | | | | | |
| 9 | * BUDGET UNIT TOTAL * | | | | | |

MENTAL HEALTH SERVICES ACT

| | | | | | | |
|-------|--------------------------------|-------|-------|-------|-------|-------|
| 2 | Manager IV | 35.43 | --- | 44.29 | --- | 53.15 |
| 1 | Manager III | 31.34 | --- | 39.18 | --- | 47.02 |
| 3 | Manager II | 27.72 | --- | 34.65 | --- | 41.58 |
| 4 | Psychiatric Nurse II | 33.57 | 35.25 | 37.00 | 38.86 | 40.80 |
| 2 | Systems Engineer II | 33.56 | 35.24 | 37.00 | 38.85 | 40.79 |
| 1 | Software Developer/Analyst III | 33.56 | 35.24 | 37.00 | 38.85 | 40.79 |
| 16 | MH Clinician II | 29.56 | 31.04 | 32.59 | 34.22 | 35.93 |
| 2 | Staff Serv Coordinator | 29.49 | 30.96 | 32.51 | 34.14 | 35.85 |
| 1 | Software Developer II | 29.01 | 30.46 | 31.98 | 33.58 | 35.26 |
| 2 | Staff Serv Analyst | 24.29 | 25.50 | 26.78 | 28.12 | 29.53 |
| 29 | Behavioral Health Splst. II | 22.55 | 23.68 | 24.86 | 26.10 | 27.41 |
| 7 | Behavioral Health Advocate | 22.55 | 23.68 | 24.86 | 26.10 | 27.41 |
| 24 | Clinical Serv Tech II | 16.91 | 17.76 | 18.65 | 19.58 | 20.56 |
| 11 | Admin Clerk III | 16.75 | 17.59 | 18.47 | 19.39 | 20.36 |
| 1 | Dir Of Volunteer Serv | 16.55 | 17.38 | 18.25 | 19.16 | 20.12 |
| 2 | Admin Clerk II | 14.82 | 15.56 | 16.34 | 17.16 | 18.02 |
| <hr/> | | | | | | |
| 108 | * BUDGET UNIT TOTAL * | | | | | |

PUBLIC GUARDIAN

| | | | | | | |
|-------|---------------------------|-------|-------|-------|-------|-------|
| 1 | Manager II | 27.72 | --- | 34.65 | --- | 41.58 |
| 3 | Deputy Public Guardian II | 21.97 | 23.07 | 24.22 | 25.43 | 26.70 |
| 3 | Account Clerk III | 17.47 | 18.34 | 19.26 | 20.22 | 21.23 |
| 1 | Admin Clerk III | 16.75 | 17.59 | 18.47 | 19.39 | 20.36 |
| 2 | Stock/Delivery Clerk II | 14.46 | 15.18 | 15.94 | 16.74 | 17.58 |
| <hr/> | | | | | | |
| 10 | * BUDGET UNIT TOTAL * | | | | | |

STANISLAUS RECOVERY CENTER

| | | | | | | |
|-------|-----------------------------|-------|-------|-------|-------|-------|
| 1 | Manager III | 31.34 | --- | 39.18 | --- | 47.02 |
| 2 | MH Clinician II | 29.56 | 31.04 | 32.59 | 34.22 | 35.93 |
| 9 | Behavioral Health Splst. II | 22.55 | 23.68 | 24.86 | 26.10 | 27.41 |
| 12 | Clinical Serv Tech II | 16.91 | 17.76 | 18.65 | 19.58 | 20.56 |
| 1 | Admin Clerk III | 16.75 | 17.59 | 18.47 | 19.39 | 20.36 |
| 1 | Admin Clerk II | 14.82 | 15.56 | 16.34 | 17.16 | 18.02 |
| 1 | Asst Cook II | 12.81 | 13.45 | 14.12 | 14.83 | 15.57 |
| <hr/> | | | | | | |
| 27 | * BUDGET UNIT TOTAL * | | | | | |

STANISLAUS COUNTY
DEPARTMENT POSITION ALLOCATION REPORT
As of July 9, 2016

| STEP 1 | STEP 2 | STEP 3 | STEP 4 | STEP 5 |
|--------|--------|--------|--------|--------|
| MIN | --- | MID | --- | MAX |
| --- | --- | FLAT | --- | --- |

BEHAVIORAL HEALTH & RECOV SVS (Continued)

455 **** DEPARTMENT TOTAL ****

BOARD OF SUPERVISORS

BOARD OF SUPERVISORS

| | | | | | | |
|---|----------------------------|-------|-----|-------|-----|-------|
| 1 | Chairman Bd of Supervisor | --- | --- | 40.65 | --- | --- |
| 4 | Supervisor | --- | --- | 36.31 | --- | --- |
| 4 | Confidential Assistant III | 17.41 | --- | 21.76 | --- | 26.11 |

9 * BUDGET UNIT TOTAL *

9 **** DEPARTMENT TOTAL ****

CHIEF EXECUTIVE OFFICE

COUNTY FIRE SERVICE FUND

| | | | | | | |
|---|--------------------------------|-------|-------|-------|-------|-------|
| 1 | Deputy Fire Warden/Dep Dir OES | 35.43 | --- | 44.29 | --- | 53.15 |
| 1 | Manager III - Safety | 31.34 | --- | 39.18 | --- | 47.02 |
| 1 | Sr Systems Engineer | 38.83 | 40.77 | 42.81 | 44.95 | 47.20 |
| 1 | Fire Prevention Specialist III | 25.93 | 27.23 | 28.59 | 30.02 | 31.52 |
| 2 | Fire Prevention Specialist II | 23.57 | 24.75 | 25.99 | 27.29 | 28.65 |
| 1 | Admin Clerk III | 16.75 | 17.59 | 18.47 | 19.39 | 20.36 |

7 * BUDGET UNIT TOTAL *

OES/FIRE WARDEN

| | | | | | | |
|---|--------------------------------|-------|-------|-------|-------|-------|
| 1 | Fire Warden/Asst Dir-OES | 44.38 | --- | 55.47 | --- | 66.56 |
| 1 | Deputy Fire Warden/Dep Dir OES | 35.43 | --- | 44.29 | --- | 53.15 |
| 2 | Manager III | 31.34 | --- | 39.18 | --- | 47.02 |
| 1 | Confidential Assistant IV | 20.90 | --- | 26.13 | --- | 31.36 |
| 1 | Staff Serv Coordinator | 29.49 | 30.96 | 32.51 | 34.14 | 35.85 |
| 1 | Account Clerk III | 17.47 | 18.34 | 19.26 | 20.22 | 21.23 |

7 * BUDGET UNIT TOTAL *

OPERATIONS AND SERVICES

| | | | | | | |
|----|------------------------------|-------|-----|--------|-----|-------|
| 1 | Chief Exec Officer | --- | --- | 123.95 | --- | --- |
| 1 | Asst Exec Offcr/Chief Op Off | 65.38 | --- | 81.73 | --- | 98.08 |
| 2 | Asst Executive Officer | 62.27 | --- | 77.84 | --- | 93.41 |
| 3 | Deputy Exec Officer | 44.38 | --- | 55.47 | --- | 66.56 |
| 11 | Manager IV | 35.43 | --- | 44.29 | --- | 53.15 |
| 10 | Manager III | 31.34 | --- | 39.18 | --- | 47.02 |
| 1 | Manager I | 24.70 | --- | 30.87 | --- | 37.04 |
| 1 | Confidential Assistant V | 24.90 | --- | 31.13 | --- | 37.36 |
| 9 | Confidential Assistant IV | 20.90 | --- | 26.13 | --- | 31.36 |
| 6 | Confidential Assistant III | 17.41 | --- | 21.76 | --- | 26.11 |

STANISLAUS COUNTY
DEPARTMENT POSITION ALLOCATION REPORT
As of July 9, 2016

| STEP 1 | STEP 2 | STEP 3 | STEP 4 | STEP 5 |
|--------|--------|--------|--------|--------|
| MIN | --- | MID | --- | MAX |
| --- | --- | FLAT | --- | --- |

CHIEF EXECUTIVE OFFICE (Continued)

OPERATIONS AND SERVICES (Continued)

| | | | | | | |
|------------------------|----------------------------|-------|-----|-------|-----|-------|
| 45 | * BUDGET UNIT TOTAL * | | | | | |
| RISK MANAGEMENT | | | | | | |
| 4 | Manager III | 31.34 | --- | 39.18 | --- | 47.02 |
| 1 | Confidential Assistant V | 24.90 | --- | 31.13 | --- | 37.36 |
| 3 | Confidential Assistant IV | 20.90 | --- | 26.13 | --- | 31.36 |
| 4 | Confidential Assistant III | 17.41 | --- | 21.76 | --- | 26.11 |
| 12 | * BUDGET UNIT TOTAL * | | | | | |
| <hr/> | | | | | | |
| 71 | ** DEPARTMENT TOTAL ** | | | | | |

CHILD SUPPORT SERVICES

CHILD SUPPORT SERVICES

| | | | | | | |
|-------|-------------------------------|-------|-------|-------|-------|-------|
| 1 | Dir of Child Support Services | 50.82 | --- | 63.52 | --- | 76.22 |
| 1 | Chief Attorney | 47.48 | --- | 59.35 | --- | 71.22 |
| 1 | Asst Director | 39.38 | --- | 49.22 | --- | 59.06 |
| 2 | Manager III | 31.34 | --- | 39.18 | --- | 47.02 |
| 6 | Manager II | 27.72 | --- | 34.65 | --- | 41.58 |
| 1 | Confidential Assistant IV | 20.90 | --- | 26.13 | --- | 31.36 |
| 2 | Confidential Assistant III | 17.41 | --- | 21.76 | --- | 26.11 |
| 5 | Attorney V | 50.38 | 52.90 | 55.55 | 58.33 | 61.25 |
| 1 | Sr Systems Engineer | 38.83 | 40.77 | 42.81 | 44.95 | 47.20 |
| 2 | Systems Engineer II | 33.56 | 35.24 | 37.00 | 38.85 | 40.79 |
| 2 | Application Specialist III | 29.01 | 30.46 | 31.98 | 33.58 | 35.26 |
| 1 | Accountant II | 26.17 | 27.48 | 28.85 | 30.29 | 31.80 |
| 1 | Application Specialist II | 24.61 | 25.84 | 27.13 | 28.49 | 29.91 |
| 2 | Staff Serv Analyst | 24.29 | 25.50 | 26.78 | 28.12 | 29.53 |
| 11 | Child Support Supervisor | 23.52 | 24.70 | 25.94 | 27.24 | 28.60 |
| 1 | Accounting Supv | 23.24 | 24.40 | 25.62 | 26.90 | 28.25 |
| 2 | Supv Legal Clerk II | 22.10 | 23.21 | 24.37 | 25.59 | 26.87 |
| 71 | Child Support Offcr II | 19.52 | 20.50 | 21.53 | 22.61 | 23.74 |
| 6 | Accounting Tech | 19.17 | 20.13 | 21.14 | 22.20 | 23.31 |
| 13 | Legal Clerk IV | 18.28 | 19.19 | 20.15 | 21.16 | 22.22 |
| 10 | Account Clerk III | 17.47 | 18.34 | 19.26 | 20.22 | 21.23 |
| 10 | Legal Clerk III | 16.75 | 17.59 | 18.47 | 19.39 | 20.36 |
| 8 | Admin Clerk II | 14.82 | 15.56 | 16.34 | 17.16 | 18.02 |
| 1 | Admin Clerk I | 14.34 | 15.06 | 15.81 | 16.60 | 17.43 |
| 161 | * BUDGET UNIT TOTAL * | | | | | |
| <hr/> | | | | | | |
| 161 | ** DEPARTMENT TOTAL ** | | | | | |

STANISLAUS COUNTY
DEPARTMENT POSITION ALLOCATION REPORT
As of July 9, 2016

| STEP 1 | STEP 2 | STEP 3 | STEP 4 | STEP 5 |
|--------|--------|--------|--------|--------|
| MIN | --- | MID | --- | MAX |
| --- | --- | FLAT | --- | --- |

CHILDREN & FAMILIES COMM

CHILDREN & FAMILIES COMM

| | | | | | | |
|-------|---------------------------|-------|-------|-------|-------|-------|
| 1 | Executive Director - CFC | 44.38 | --- | 55.47 | --- | 66.56 |
| 1 | Confidential Assistant IV | 20.90 | --- | 26.13 | --- | 31.36 |
| 1 | Staff Serv Coordinator | 29.49 | 30.96 | 32.51 | 34.14 | 35.85 |
| 1 | Accountant II | 26.17 | 27.48 | 28.85 | 30.29 | 31.80 |
| 1 | Account Clerk III | 17.47 | 18.34 | 19.26 | 20.22 | 21.23 |
| <hr/> | | | | | | |
| 5 | * BUDGET UNIT TOTAL * | | | | | |
| <hr/> | | | | | | |
| 5 | ** DEPARTMENT TOTAL ** | | | | | |

CLERK/RECORDER

ELECTIONS DIVISION

| | | | | | | |
|-------|---------------------------|-------|-------|-------|-------|-------|
| 1 | Manager III | 31.34 | --- | 39.18 | --- | 47.02 |
| 2 | Manager II | 27.72 | --- | 34.65 | --- | 41.58 |
| 1 | Systems Engineer II | 33.56 | 35.24 | 37.00 | 38.85 | 40.79 |
| 1 | Application Specialist II | 24.61 | 25.84 | 27.13 | 28.49 | 29.91 |
| 1 | Staff Serv Analyst | 24.29 | 25.50 | 26.78 | 28.12 | 29.53 |
| 2 | Staff Serv Tech | 19.24 | 20.20 | 21.21 | 22.27 | 23.38 |
| 1 | Storekeeper II | 18.34 | 19.26 | 20.22 | 21.23 | 22.29 |
| 4 | Legal Clerk III | 16.75 | 17.59 | 18.47 | 19.39 | 20.36 |
| <hr/> | | | | | | |
| 13 | * BUDGET UNIT TOTAL * | | | | | |

RECORDER DIVISION

| | | | | | | |
|-------|----------------------------|-------|-------|-------|-------|-------|
| 1 | County Clerk-Recorder | --- | --- | 66.56 | --- | --- |
| 1 | Manager III | 31.34 | --- | 39.18 | --- | 47.02 |
| 1 | Manager II | 27.72 | --- | 34.65 | --- | 41.58 |
| 1 | Confidential Assistant IV | 20.90 | --- | 26.13 | --- | 31.36 |
| 1 | Confidential Assistant II | 15.44 | --- | 19.30 | --- | 23.16 |
| 1 | Sr Systems Engineer | 38.83 | 40.77 | 42.81 | 44.95 | 47.20 |
| 1 | Application Specialist III | 29.01 | 30.46 | 31.98 | 33.58 | 35.26 |
| 1 | Accountant II | 26.17 | 27.48 | 28.85 | 30.29 | 31.80 |
| 2 | Supv Legal Clerk II | 22.10 | 23.21 | 24.37 | 25.59 | 26.87 |
| 4 | Legal Clerk IV | 18.28 | 19.19 | 20.15 | 21.16 | 22.22 |
| 1 | Account Clerk III | 17.47 | 18.34 | 19.26 | 20.22 | 21.23 |
| 17 | Legal Clerk III | 16.75 | 17.59 | 18.47 | 19.39 | 20.36 |
| <hr/> | | | | | | |
| 32 | * BUDGET UNIT TOTAL * | | | | | |
| <hr/> | | | | | | |
| 45 | ** DEPARTMENT TOTAL ** | | | | | |

COMMUNITY SERVICES AGENCY

SERVICE & SUPPORT

| | | | | | | |
|---|-------------------------------|-------|-----|-------|-----|-------|
| 1 | Dir of Community Servs Agency | 62.27 | --- | 77.84 | --- | 93.41 |
| 3 | Asst Director | 39.38 | --- | 49.22 | --- | 59.06 |
| 8 | Manager IV | 35.43 | --- | 44.29 | --- | 53.15 |

STANISLAUS COUNTY
DEPARTMENT POSITION ALLOCATION REPORT
As of July 9, 2016

| STEP 1 | STEP 2 | STEP 3 | STEP 4 | STEP 5 |
|--------|--------|--------|--------|--------|
| MIN | --- | MID | --- | MAX |
| --- | --- | FLAT | --- | --- |

COMMUNITY SERVICES AGENCY (Continued)

SERVICE & SUPPORT (Continued)

| | | | | | |
|------------------------------------|-------|-------|-------|-------|-------|
| 17 Manager III | 31.34 | --- | 39.18 | --- | 47.02 |
| 6 Manager II | 27.72 | --- | 34.65 | --- | 41.58 |
| 2 Manager I | 24.70 | --- | 30.87 | --- | 37.04 |
| 1 Confidential Assistant V | 24.90 | --- | 31.13 | --- | 37.36 |
| 1 Confidential Assistant IV | 20.90 | --- | 26.13 | --- | 31.36 |
| 9 Confidential Assistant III | 17.41 | --- | 21.76 | --- | 26.11 |
| 2 Confidential Assistant II | 15.44 | --- | 19.30 | --- | 23.16 |
| 1 Sr Systems Engineer | 38.83 | 40.77 | 42.81 | 44.95 | 47.20 |
| 2 Sr Software Developer/Analyst | 38.83 | 40.77 | 42.81 | 44.95 | 47.20 |
| 6 Systems Engineer II | 33.56 | 35.24 | 37.00 | 38.85 | 40.79 |
| 8 Software Developer/Analyst III | 33.56 | 35.24 | 37.00 | 38.85 | 40.79 |
| 1 Sr Application Specialist | 33.56 | 35.24 | 37.00 | 38.85 | 40.79 |
| 27 Social Worker Supv II | 30.73 | 32.27 | 33.88 | 35.57 | 37.35 |
| 3 Special Investigator III | 29.82 | 31.31 | 32.88 | 34.52 | 36.25 |
| 1 Staff Serv Coordinator | 29.49 | 30.96 | 32.51 | 34.14 | 35.85 |
| 10 Application Specialist III | 29.01 | 30.46 | 31.98 | 33.58 | 35.26 |
| 8 Accountant III | 28.76 | 30.20 | 31.71 | 33.30 | 34.97 |
| 113 Social Worker V | 27.94 | 29.34 | 30.81 | 32.35 | 33.97 |
| 60 Family Services Supervisor | 26.31 | 27.63 | 29.01 | 30.46 | 31.98 |
| 10 Special Investigator II | 26.26 | 27.57 | 28.95 | 30.40 | 31.92 |
| 6 Accountant II | 26.17 | 27.48 | 28.85 | 30.29 | 31.80 |
| 4 Application Specialist II | 24.61 | 25.84 | 27.13 | 28.49 | 29.91 |
| 4 Staff Serv Analyst | 24.29 | 25.50 | 26.78 | 28.12 | 29.53 |
| 34 Social Worker III | 23.82 | 25.01 | 26.26 | 27.57 | 28.95 |
| 4 Accounting Supv | 23.24 | 24.40 | 25.62 | 26.90 | 28.25 |
| 1 Buyer | 22.51 | 23.64 | 24.82 | 26.06 | 27.36 |
| 23 Family Services Specialist IV | 22.40 | 23.52 | 24.70 | 25.94 | 27.24 |
| 1 Supv Legal Clerk II | 22.10 | 23.21 | 24.37 | 25.59 | 26.87 |
| 11 Supv Acct Admin Clerk II | 22.10 | 23.21 | 24.37 | 25.59 | 26.87 |
| 16 Social Worker II | 21.14 | 22.20 | 23.31 | 24.48 | 25.70 |
| 9 Fraud Tech | 20.34 | 21.36 | 22.43 | 23.55 | 24.73 |
| 115 Family Services Specialist III | 20.34 | 21.36 | 22.43 | 23.55 | 24.73 |
| 2 Collector | 19.52 | 20.50 | 21.53 | 22.61 | 23.74 |
| 1 Staff Serv Tech | 19.24 | 20.20 | 21.21 | 22.27 | 23.38 |
| 9 Accounting Tech | 19.17 | 20.13 | 21.14 | 22.20 | 23.31 |
| 350 Family Services Specialist II | 18.45 | 19.37 | 20.34 | 21.36 | 22.43 |
| 1 Storekeeper II | 18.34 | 19.26 | 20.22 | 21.23 | 22.29 |
| 4 Legal Clerk IV | 18.28 | 19.19 | 20.15 | 21.16 | 22.22 |
| 21 Account Clerk III | 17.47 | 18.34 | 19.26 | 20.22 | 21.23 |
| 25 Admin Clerk III | 16.75 | 17.59 | 18.47 | 19.39 | 20.36 |
| 2 Storekeeper I | 16.67 | 17.50 | 18.38 | 19.30 | 20.27 |
| 13 Social Services Assistant | 16.16 | 16.97 | 17.82 | 18.71 | 19.65 |
| 5 Account Clerk II | 15.46 | 16.23 | 17.04 | 17.89 | 18.78 |
| 2 Interviewer II | 15.43 | 16.20 | 17.01 | 17.86 | 18.75 |
| 105 Admin Clerk II | 14.82 | 15.56 | 16.34 | 17.16 | 18.02 |
| 13 Stock/Delivery Clerk II | 14.46 | 15.18 | 15.94 | 16.74 | 17.58 |

1,081 * BUDGET UNIT TOTAL *

STANISLAUS COUNTY
DEPARTMENT POSITION ALLOCATION REPORT
As of July 9, 2016

| STEP 1 | STEP 2 | STEP 3 | STEP 4 | STEP 5 |
|--------|--------|--------|--------|--------|
| MIN | --- | MID | --- | MAX |
| --- | --- | FLAT | --- | --- |

COMMUNITY SERVICES AGENCY (Continued)

1,081 **** DEPARTMENT TOTAL ****

COOPERATIVE EXTENSION

COOPERATIVE EXTENSION

| | | | | | | |
|---|---------------------------|-------|-------|-------|-------|-------|
| 1 | Confidential Assistant IV | 20.90 | --- | 26.13 | --- | 31.36 |
| 2 | Admin Secretary | 18.77 | 19.71 | 20.70 | 21.74 | 22.83 |
| 1 | Agricultural Assistant II | 16.70 | 17.54 | 18.42 | 19.34 | 20.31 |

4 * BUDGET UNIT TOTAL *

4 **** DEPARTMENT TOTAL ****

COUNTY COUNSEL

COUNTY COUNSEL

| | | | | | | |
|---|----------------------------|-------|-----|-------|-----|--------|
| 1 | County Counsel | 76.16 | --- | 95.20 | --- | 114.24 |
| 1 | Asst County Counsel | 54.38 | --- | 67.97 | --- | 81.56 |
| 8 | Deputy County Counsel V | 44.38 | --- | 55.47 | --- | 66.56 |
| 1 | Confidential Assistant IV | 20.90 | --- | 26.13 | --- | 31.36 |
| 3 | Confidential Assistant III | 17.41 | --- | 21.76 | --- | 26.11 |

14 * BUDGET UNIT TOTAL *

14 **** DEPARTMENT TOTAL ****

DISTRICT ATTORNEY

AUTO INSURANCE FRAUD

| | | | | | | |
|---|--------------------------|-------|-------|-------|-------|-------|
| 1 | Criminal Investigator II | 33.03 | 34.68 | 36.41 | 38.23 | 40.14 |
| 1 | Paralegal III | 23.70 | 24.89 | 26.13 | 27.44 | 28.81 |

2 * BUDGET UNIT TOTAL *

CRIMINAL DIVISION

| | | | | | | |
|----|-----------------------------|-------|-------|-------|-------|-------|
| 1 | District Attorney | --- | --- | 93.41 | --- | --- |
| 1 | Asst District Attorney | 54.38 | --- | 67.97 | --- | 81.56 |
| 4 | Chief Dep District Attny | 47.48 | --- | 59.35 | --- | 71.22 |
| 1 | Chief Criminal Investigator | 39.38 | --- | 49.22 | --- | 59.06 |
| 2 | Manager III | 31.34 | --- | 39.18 | --- | 47.02 |
| 1 | Manager II | 27.72 | --- | 34.65 | --- | 41.58 |
| 1 | Confidential Assistant IV | 20.90 | --- | 26.13 | --- | 31.36 |
| 2 | Confidential Assistant III | 17.41 | --- | 21.76 | --- | 26.11 |
| 40 | Attorney V | 50.38 | 52.90 | 55.55 | 58.33 | 61.25 |
| 1 | Research Attorney II | 39.31 | 41.28 | 43.34 | 45.51 | 47.79 |
| 2 | Lieutenant | 34.56 | --- | 43.20 | --- | 51.84 |

STANISLAUS COUNTY
DEPARTMENT POSITION ALLOCATION REPORT
As of July 9, 2016

| STEP 1 | STEP 2 | STEP 3 | STEP 4 | STEP 5 |
|--------|--------|--------|--------|--------|
| MIN | --- | MID | --- | MAX |
| --- | --- | FLAT | --- | --- |

DISTRICT ATTORNEY (Continued)

CRIMINAL DIVISION (Continued)

| | | | | | | |
|-------|--------------------------------|-------|-------|-------|-------|-------|
| 2 | Systems Engineer II | 33.56 | 35.24 | 37.00 | 38.85 | 40.79 |
| 2 | Software Developer/Analyst III | 33.56 | 35.24 | 37.00 | 38.85 | 40.79 |
| 13 | Criminal Investigator II | 33.03 | 34.68 | 36.41 | 38.23 | 40.14 |
| 1 | Application Specialist II | 24.61 | 25.84 | 27.13 | 28.49 | 29.91 |
| 6 | Paralegal III | 23.70 | 24.89 | 26.13 | 27.44 | 28.81 |
| 3 | Supv Legal Clerk II | 22.10 | 23.21 | 24.37 | 25.59 | 26.87 |
| 1 | Systems Technician I | 18.43 | 19.35 | 20.32 | 21.34 | 22.41 |
| 18 | Legal Clerk IV | 18.28 | 19.19 | 20.15 | 21.16 | 22.22 |
| 3 | Victim Advocate II | 17.48 | 18.35 | 19.27 | 20.23 | 21.24 |
| 1 | Account Clerk III | 17.47 | 18.34 | 19.26 | 20.22 | 21.23 |
| 15 | Legal Clerk III | 16.75 | 17.59 | 18.47 | 19.39 | 20.36 |
| <hr/> | | | | | | |
| 121 | * BUDGET UNIT TOTAL * | | | | | |

IMPAIRED DRIVER VERT PROS PROG

| | | | | | | |
|-------|-----------------------|-------|-------|-------|-------|-------|
| 1 | Attorney V | 50.38 | 52.90 | 55.55 | 58.33 | 61.25 |
| 1 | Attorney III | 39.31 | 41.28 | 43.34 | 45.51 | 47.79 |
| <hr/> | | | | | | |
| 2 | * BUDGET UNIT TOTAL * | | | | | |

REAL ESTATE FRAUD PROSECUTION

| | | | | | | |
|-------|--------------------------|-------|-------|-------|-------|-------|
| 1 | Attorney V | 50.38 | 52.90 | 55.55 | 58.33 | 61.25 |
| 1 | Criminal Investigator II | 33.03 | 34.68 | 36.41 | 38.23 | 40.14 |
| <hr/> | | | | | | |
| 2 | * BUDGET UNIT TOTAL * | | | | | |

UNSERVED/UNDERSERVED VICTIM AD

| | | | | | | |
|-------|-----------------------|-------|-------|-------|-------|-------|
| 1 | Victim Advocate II | 17.48 | 18.35 | 19.27 | 20.23 | 21.24 |
| <hr/> | | | | | | |
| 1 | * BUDGET UNIT TOTAL * | | | | | |

VICTIM COMP & GOVT CLAIMS

| | | | | | | |
|-------|-----------------------|-------|-------|-------|-------|-------|
| 1 | Paralegal III | 23.70 | 24.89 | 26.13 | 27.44 | 28.81 |
| <hr/> | | | | | | |
| 1 | * BUDGET UNIT TOTAL * | | | | | |

VICTIM SERVICES PROGRAM

| | | | | | | |
|-------|-------------------------------|-------|-------|-------|-------|-------|
| 1 | Victim Services Program Coord | 26.17 | 27.48 | 28.85 | 30.29 | 31.80 |
| 4 | Victim Advocate II | 17.48 | 18.35 | 19.27 | 20.23 | 21.24 |
| <hr/> | | | | | | |
| 5 | * BUDGET UNIT TOTAL * | | | | | |

134 **** DEPARTMENT TOTAL ****

ENVIRONMENTAL RESOURCES

ENVIRONMENTAL RESOURCES

| | | | | | | |
|---|------------------------|-------|-----|-------|-----|-------|
| 1 | Dir Of Envir Resources | 55.91 | --- | 69.89 | --- | 83.87 |
|---|------------------------|-------|-----|-------|-----|-------|

STANISLAUS COUNTY
DEPARTMENT POSITION ALLOCATION REPORT
As of July 9, 2016

| STEP 1 | STEP 2 | STEP 3 | STEP 4 | STEP 5 |
|--------|--------|--------|--------|--------|
| MIN | --- | MID | --- | MAX |
| --- | --- | FLAT | --- | --- |

ENVIRONMENTAL RESOURCES (Continued)

ENVIRONMENTAL RESOURCES (Continued)

| | | | | | |
|----------------------------------|-------|-------|-------|-------|-------|
| 2 Asst Director | 39.38 | --- | 49.22 | --- | 59.06 |
| 1 Supv Milk & Dairy Insp | 35.43 | --- | 44.29 | --- | 53.15 |
| 4 Manager IV | 35.43 | --- | 44.29 | --- | 53.15 |
| 1 Manager III | 31.34 | --- | 39.18 | --- | 47.02 |
| 1 Manager II | 27.72 | --- | 34.65 | --- | 41.58 |
| 1 Manager I | 24.70 | --- | 30.87 | --- | 37.04 |
| 2 Confidential Assistant IV | 20.90 | --- | 26.13 | --- | 31.36 |
| 3 Confidential Assistant III | 17.41 | --- | 21.76 | --- | 26.11 |
| 1 Sr Systems Engineer | 38.83 | 40.77 | 42.81 | 44.95 | 47.20 |
| 1 Software Developer/Analyst III | 33.56 | 35.24 | 37.00 | 38.85 | 40.79 |
| 3 Staff Serv Coordinator | 29.49 | 30.96 | 32.51 | 34.14 | 35.85 |
| 7 Sr Env Health Spec | 29.15 | 30.61 | 32.14 | 33.75 | 35.44 |
| 4 Sr Hazard Material Spec | 29.15 | 30.61 | 32.14 | 33.75 | 35.44 |
| 1 Application Specialist III | 29.01 | 30.46 | 31.98 | 33.58 | 35.26 |
| 11 Env Health Spec III | 26.41 | 27.73 | 29.12 | 30.58 | 32.11 |
| 6 Hazard Material Spec III | 26.41 | 27.73 | 29.12 | 30.58 | 32.11 |
| 1 Milk & Dairy Inspector II | 26.41 | 27.73 | 29.12 | 30.58 | 32.11 |
| 2 Resource Mgt Spec III | 26.41 | 27.73 | 29.12 | 30.58 | 32.11 |
| 1 Accountant II | 26.17 | 27.48 | 28.85 | 30.29 | 31.80 |
| 5 Zoning Enf Offcr | 24.91 | 26.16 | 27.47 | 28.84 | 30.28 |
| 2 Staff Serv Analyst | 24.29 | 25.50 | 26.78 | 28.12 | 29.53 |
| 1 Supv Acct Admin Clerk I | 20.07 | 21.07 | 22.12 | 23.23 | 24.39 |
| 2 Accounting Tech | 19.17 | 20.13 | 21.14 | 22.20 | 23.31 |
| 4 Admin Secretary | 18.77 | 19.71 | 20.70 | 21.74 | 22.83 |
| 3 Account Clerk III | 17.47 | 18.34 | 19.26 | 20.22 | 21.23 |
| 4 Admin Clerk III | 16.75 | 17.59 | 18.47 | 19.39 | 20.36 |
| 4 Env Tech | 16.11 | 16.92 | 17.77 | 18.66 | 19.59 |

79 * BUDGET UNIT TOTAL *

FINK ROAD LANDFILL

| | | | | | |
|---------------------------|-------|-------|-------|-------|-------|
| 1 Manager III | 31.34 | --- | 39.18 | --- | 47.02 |
| 1 Manager I | 24.70 | --- | 30.87 | --- | 37.04 |
| 1 Landfill Lead Worker | 22.68 | 23.81 | 25.00 | 26.25 | 27.56 |
| 5 Landfill Equip Oper III | 20.10 | 21.11 | 22.17 | 23.28 | 24.44 |
| 1 Accounting Tech | 19.17 | 20.13 | 21.14 | 22.20 | 23.31 |
| 4 Landfill Equip Oper II | 18.26 | 19.17 | 20.13 | 21.14 | 22.20 |
| 2 Account Clerk III | 17.47 | 18.34 | 19.26 | 20.22 | 21.23 |

15 * BUDGET UNIT TOTAL *

94 ** DEPARTMENT TOTAL **

GENERAL SERVICES AGENCY

ADMINISTRATION

| | | | | | |
|--------------------------------|-------|-----|-------|-----|-------|
| 1 General Serv Agency Director | 44.38 | --- | 55.47 | --- | 66.56 |
| 1 Manager IV | 35.43 | --- | 44.29 | --- | 53.15 |

STANISLAUS COUNTY
DEPARTMENT POSITION ALLOCATION REPORT
As of July 9, 2016

| STEP 1 | STEP 2 | STEP 3 | STEP 4 | STEP 5 |
|--------|--------|--------|--------|--------|
| MIN | --- | MID | --- | MAX |
| --- | --- | FLAT | --- | --- |

GENERAL SERVICES AGENCY (Continued)

ADMINISTRATION (Continued)

| | | | | | | |
|-------|---------------------------|-------|-------|-------|-------|-------|
| 1 | Confidential Assistant IV | 20.90 | --- | 26.13 | --- | 31.36 |
| 1 | Accountant I | 20.47 | 21.49 | 22.56 | 23.69 | 24.87 |
| 1 | Accounting Tech | 19.17 | 20.13 | 21.14 | 22.20 | 23.31 |
| <hr/> | | | | | | |
| 5 | * BUDGET UNIT TOTAL * | | | | | |

CENTRAL SERVICES DIVISION

| | | | | | | |
|-------|-------------------------|-------|-------|-------|-------|-------|
| 1 | Manager III | 31.34 | --- | 39.18 | --- | 47.02 |
| 2 | Staff Serv Coordinator | 29.49 | 30.96 | 32.51 | 34.14 | 35.85 |
| 2 | Sr Buyer | 24.22 | 25.43 | 26.70 | 28.04 | 29.44 |
| 1 | Storekeeper II | 18.34 | 19.26 | 20.22 | 21.23 | 22.29 |
| 1 | Account Clerk III | 17.47 | 18.34 | 19.26 | 20.22 | 21.23 |
| 1 | Storekeeper I | 16.67 | 17.50 | 18.38 | 19.30 | 20.27 |
| 3 | Stock/Delivery Clerk II | 14.46 | 15.18 | 15.94 | 16.74 | 17.58 |
| <hr/> | | | | | | |
| 11 | * BUDGET UNIT TOTAL * | | | | | |

FACILITIES MAINTENANCE

| | | | | | | |
|-------|--------------------------|-------|-------|-------|-------|-------|
| 1 | Manager II | 27.72 | --- | 34.65 | --- | 41.58 |
| 2 | Building Serv Supv | 26.51 | 27.84 | 29.23 | 30.69 | 32.22 |
| 4 | Maintenance Engineer III | 22.53 | 23.66 | 24.84 | 26.08 | 27.38 |
| 17 | Maintenance Engineer II | 20.42 | 21.44 | 22.51 | 23.64 | 24.82 |
| 1 | Storekeeper II | 18.34 | 19.26 | 20.22 | 21.23 | 22.29 |
| 1 | Sr Custodian | 14.65 | 15.38 | 16.15 | 16.96 | 17.81 |
| 10 | Housekeeper/Custodian | 13.32 | 13.99 | 14.69 | 15.42 | 16.19 |
| <hr/> | | | | | | |
| 36 | * BUDGET UNIT TOTAL * | | | | | |

FLEET SERVICES DIVISION

| | | | | | | |
|-------|-----------------------|-------|-------|-------|-------|-------|
| 1 | Manager III | 31.34 | --- | 39.18 | --- | 47.02 |
| 1 | Lead Equip Mechanic | 23.21 | 24.37 | 25.59 | 26.87 | 28.21 |
| 6 | Equipment Mechanic | 21.12 | 22.18 | 23.29 | 24.45 | 25.67 |
| 1 | Account Clerk III | 17.47 | 18.34 | 19.26 | 20.22 | 21.23 |
| 1 | Admin Clerk II | 14.82 | 15.56 | 16.34 | 17.16 | 18.02 |
| <hr/> | | | | | | |
| 10 | * BUDGET UNIT TOTAL * | | | | | |

62 **** DEPARTMENT TOTAL ****

HEALTH SERVICES AGENCY

ADMINISTRATION

| | | | | | | |
|---|------------------------------|-------|-----|-------|-----|-------|
| 1 | Managing Dir Of Hlth Serv Ag | 62.27 | --- | 77.84 | --- | 93.41 |
| 1 | Chief Deputy Director | 50.82 | --- | 63.52 | --- | 76.22 |
| 1 | Assoc Director | 44.38 | --- | 55.47 | --- | 66.56 |
| 1 | Asst Director | 39.38 | --- | 49.22 | --- | 59.06 |
| 3 | Manager IV | 35.43 | --- | 44.29 | --- | 53.15 |
| 2 | Manager III | 31.34 | --- | 39.18 | --- | 47.02 |

STANISLAUS COUNTY
DEPARTMENT POSITION ALLOCATION REPORT
As of July 9, 2016

| STEP 1 | STEP 2 | STEP 3 | STEP 4 | STEP 5 |
|--------|--------|--------|--------|--------|
| MIN | --- | MID | --- | MAX |
| --- | --- | FLAT | --- | --- |

HEALTH SERVICES AGENCY (Continued)

ADMINISTRATION (Continued)

| | | | | | | |
|----|--------------------------------|-------|-------|-------|-------|-------|
| 3 | Manager II | 27.72 | --- | 34.65 | --- | 41.58 |
| 1 | Confidential Assistant V | 24.90 | --- | 31.13 | --- | 37.36 |
| 1 | Confidential Assistant IV | 20.90 | --- | 26.13 | --- | 31.36 |
| 6 | Confidential Assistant III | 17.41 | --- | 21.76 | --- | 26.11 |
| 1 | Confidential Assistant II | 15.44 | --- | 19.30 | --- | 23.16 |
| 1 | Sr Systems Engineer | 38.83 | 40.77 | 42.81 | 44.95 | 47.20 |
| 4 | Systems Engineer II | 33.56 | 35.24 | 37.00 | 38.85 | 40.79 |
| 2 | Software Developer/Analyst III | 33.56 | 35.24 | 37.00 | 38.85 | 40.79 |
| 1 | Sr Application Specialist | 33.56 | 35.24 | 37.00 | 38.85 | 40.79 |
| 1 | Staff Serv Coordinator | 29.49 | 30.96 | 32.51 | 34.14 | 35.85 |
| 2 | Software Developer II | 29.01 | 30.46 | 31.98 | 33.58 | 35.26 |
| 2 | Application Specialist III | 29.01 | 30.46 | 31.98 | 33.58 | 35.26 |
| 3 | Accountant III | 28.76 | 30.20 | 31.71 | 33.30 | 34.97 |
| 4 | Accountant II | 26.17 | 27.48 | 28.85 | 30.29 | 31.80 |
| 4 | Application Specialist II | 24.61 | 25.84 | 27.13 | 28.49 | 29.91 |
| 1 | Staff Serv Analyst | 24.29 | 25.50 | 26.78 | 28.12 | 29.53 |
| 1 | Accounting Supv | 23.24 | 24.40 | 25.62 | 26.90 | 28.25 |
| 1 | Accountant I | 20.47 | 21.49 | 22.56 | 23.69 | 24.87 |
| 7 | Medical Biller II | 18.45 | 19.37 | 20.34 | 21.36 | 22.43 |
| 4 | Account Clerk III | 17.47 | 18.34 | 19.26 | 20.22 | 21.23 |
| 5 | Admin Clerk III | 16.75 | 17.59 | 18.47 | 19.39 | 20.36 |
| 1 | Storekeeper I | 16.67 | 17.50 | 18.38 | 19.30 | 20.27 |
| 4 | Account Clerk II | 15.46 | 16.23 | 17.04 | 17.89 | 18.78 |
| 1 | Admin Clerk II | 14.82 | 15.56 | 16.34 | 17.16 | 18.02 |
| 1 | Sr Custodian | 14.65 | 15.38 | 16.15 | 16.96 | 17.81 |
| 2 | Stock/Delivery Clerk II | 14.46 | 15.18 | 15.94 | 16.74 | 17.58 |
| 3 | Stock/Delivery Clerk I | 13.40 | 14.07 | 14.77 | 15.51 | 16.29 |
| 12 | Housekeeper/Custodian | 13.32 | 13.99 | 14.69 | 15.42 | 16.19 |

88 * BUDGET UNIT TOTAL *

CLINICS & ANCILLARY SERVICES

| | | | | | | |
|----|---------------------------|-------|-------|-------|-------|--------|
| 1 | Medical Director | 76.16 | --- | 95.20 | --- | 114.24 |
| 1 | Assoc Director | 44.38 | --- | 55.47 | --- | 66.56 |
| 5 | Manager IV | 35.43 | --- | 44.29 | --- | 53.15 |
| 4 | Manager III | 31.34 | --- | 39.18 | --- | 47.02 |
| 1 | Manager II | 27.72 | --- | 34.65 | --- | 41.58 |
| 8 | Sr Nurse Practitioner | 43.95 | 46.14 | 48.45 | 50.88 | 53.42 |
| 2 | Sr Physician Asst | 40.79 | 42.83 | 44.97 | 47.22 | 49.58 |
| 14 | Staff Nurse III | 35.26 | 37.02 | 38.87 | 40.81 | 42.86 |
| 10 | Staff Nurse II | 33.14 | 34.79 | 36.53 | 38.35 | 40.27 |
| 5 | MH Clinician II | 29.56 | 31.04 | 32.59 | 34.22 | 35.93 |
| 2 | Staff Serv Coordinator | 29.49 | 30.96 | 32.51 | 34.14 | 35.85 |
| 3 | Supv Acct Admin Clerk II | 22.10 | 23.21 | 24.37 | 25.59 | 26.87 |
| 1 | Supv Acct Admin Clerk I | 20.07 | 21.07 | 22.12 | 23.23 | 24.39 |
| 7 | Staff Serv Tech | 19.24 | 20.20 | 21.21 | 22.27 | 23.38 |
| 7 | Community Health Work III | 17.29 | 18.15 | 19.06 | 20.01 | 21.01 |
| 5 | Med Records Clerk | 16.96 | 17.81 | 18.70 | 19.64 | 20.62 |
| 6 | Admin Clerk III | 16.75 | 17.59 | 18.47 | 19.39 | 20.36 |

STANISLAUS COUNTY
DEPARTMENT POSITION ALLOCATION REPORT
As of July 9, 2016

| STEP 1 | STEP 2 | STEP 3 | STEP 4 | STEP 5 |
|--------|--------|--------|--------|--------|
| MIN | --- | MID | --- | MAX |
| --- | --- | FLAT | --- | --- |

HEALTH SERVICES AGENCY (Continued)

CLINICS & ANCILLARY SERVICES

(Continued)

| | | | | | | |
|-------|--------------------------|-------|-------|-------|-------|-------|
| 1 | Orthopedic Asst | 16.70 | 17.54 | 18.42 | 19.34 | 20.31 |
| 54 | Nursing Asst | 14.82 | 15.56 | 16.34 | 17.16 | 18.02 |
| 67 | Admin Clerk II | 14.82 | 15.56 | 16.34 | 17.16 | 18.02 |
| 3 | Community Health Work II | 14.63 | 15.36 | 16.13 | 16.94 | 17.79 |
| 1 | Therapist Aid | 13.17 | 13.83 | 14.52 | 15.25 | 16.01 |
| <hr/> | | | | | | |
| 208 | * BUDGET UNIT TOTAL * | | | | | |

PUBLIC HEALTH

| | | | | | | |
|-------|---------------------------------|-------|-------|-------|-------|--------|
| 1 | Public Health Officer | 76.16 | --- | 95.20 | --- | 114.24 |
| 1 | Asst Public Health Officer | 62.27 | --- | 77.84 | --- | 93.41 |
| 1 | Assoc Director | 44.38 | --- | 55.47 | --- | 66.56 |
| 1 | Asst Director | 39.38 | --- | 49.22 | --- | 59.06 |
| 1 | Manager IV | 35.43 | --- | 44.29 | --- | 53.15 |
| 1 | Public Health Lab Director | 35.43 | --- | 44.29 | --- | 53.15 |
| 6 | Manager III | 31.34 | --- | 39.18 | --- | 47.02 |
| 1 | Manager II | 27.72 | --- | 34.65 | --- | 41.58 |
| 2 | Confidential Assistant III | 17.41 | --- | 21.76 | --- | 26.11 |
| 8 | Public Health Nurse III | 37.09 | 38.94 | 40.89 | 42.94 | 45.09 |
| 2 | Phys/Occupational Therapist III | 35.75 | 37.54 | 39.42 | 41.39 | 43.46 |
| 33 | Public Health Nurse II | 35.31 | 37.08 | 38.93 | 40.88 | 42.93 |
| 3 | Clinical Lab Scientist III | 34.41 | 36.13 | 37.94 | 39.84 | 41.83 |
| 5 | Phys/Occupational Therapist II | 33.29 | 34.95 | 36.70 | 38.54 | 40.47 |
| 3 | Staff Nurse II | 33.14 | 34.79 | 36.53 | 38.35 | 40.27 |
| 2 | Epidemiologist | 31.09 | 32.64 | 34.27 | 35.98 | 37.78 |
| 6 | Staff Serv Coordinator | 29.49 | 30.96 | 32.51 | 34.14 | 35.85 |
| 4 | Social Worker IV | 26.60 | 27.93 | 29.33 | 30.80 | 32.34 |
| 7 | Health Educator | 24.44 | 25.66 | 26.94 | 28.29 | 29.70 |
| 5 | Staff Serv Analyst | 24.29 | 25.50 | 26.78 | 28.12 | 29.53 |
| 8 | Pub Hlth Nutritionist II | 24.12 | 25.33 | 26.60 | 27.93 | 29.33 |
| 2 | Med Investigator | 24.03 | 25.23 | 26.49 | 27.81 | 29.20 |
| 9 | Staff Serv Tech | 19.24 | 20.20 | 21.21 | 22.27 | 23.38 |
| 2 | Physical Therapy Asst/Cert OT | 18.82 | 19.76 | 20.75 | 21.79 | 22.88 |
| 1 | Account Clerk III | 17.47 | 18.34 | 19.26 | 20.22 | 21.23 |
| 10 | Community Health Work III | 17.29 | 18.15 | 19.06 | 20.01 | 21.01 |
| 15 | Admin Clerk III | 16.75 | 17.59 | 18.47 | 19.39 | 20.36 |
| 1 | Clinical Lab Asst II | 16.07 | 16.87 | 17.71 | 18.60 | 19.53 |
| 18 | Admin Clerk II | 14.82 | 15.56 | 16.34 | 17.16 | 18.02 |
| 24 | Community Health Work II | 14.63 | 15.36 | 16.13 | 16.94 | 17.79 |
| 3 | Therapist Aid | 13.17 | 13.83 | 14.52 | 15.25 | 16.01 |
| <hr/> | | | | | | |
| 186 | * BUDGET UNIT TOTAL * | | | | | |

482 **** DEPARTMENT TOTAL ****

STANISLAUS COUNTY
DEPARTMENT POSITION ALLOCATION REPORT
As of July 9, 2016

| STEP 1 | STEP 2 | STEP 3 | STEP 4 | STEP 5 |
|--------|--------|--------|--------|--------|
| MIN | --- | MID | --- | MAX |
| --- | --- | FLAT | --- | --- |

LAW LIBRARY

LAW LIBRARY

| | | | | | | |
|-------|---------------------------|-------|-------|-------|-------|-------|
| 1 | Confidential Assistant IV | 20.90 | --- | 26.13 | --- | 31.36 |
| 1 | Library Asst II | 16.14 | 16.95 | 17.80 | 18.69 | 19.62 |
| <hr/> | | | | | | |
| 2 | * BUDGET UNIT TOTAL * | | | | | |
| <hr/> | | | | | | |
| 2 | ** DEPARTMENT TOTAL ** | | | | | |

LIBRARY

LIBRARY

| | | | | | | |
|-------|----------------------------|-------|-------|-------|-------|-------|
| 1 | County Librarian | 44.38 | --- | 55.47 | --- | 66.56 |
| 2 | Manager III | 31.34 | --- | 39.18 | --- | 47.02 |
| 3 | Manager II | 27.72 | --- | 34.65 | --- | 41.58 |
| 1 | Confidential Assistant IV | 20.90 | --- | 26.13 | --- | 31.36 |
| 1 | Systems Engineer II | 33.56 | 35.24 | 37.00 | 38.85 | 40.79 |
| 1 | Application Specialist III | 29.01 | 30.46 | 31.98 | 33.58 | 35.26 |
| 3 | Librarian III | 27.31 | 28.68 | 30.11 | 31.62 | 33.20 |
| 1 | Clerical Division Supv | 26.70 | 28.04 | 29.44 | 30.91 | 32.46 |
| 1 | Accountant II | 26.17 | 27.48 | 28.85 | 30.29 | 31.80 |
| 1 | Application Specialist II | 24.61 | 25.84 | 27.13 | 28.49 | 29.91 |
| 14 | Librarian II | 24.09 | 25.29 | 26.55 | 27.88 | 29.27 |
| 1 | Storekeeper II | 18.34 | 19.26 | 20.22 | 21.23 | 22.29 |
| 1 | Account Clerk III | 17.47 | 18.34 | 19.26 | 20.22 | 21.23 |
| 42 | Library Asst II | 16.14 | 16.95 | 17.80 | 18.69 | 19.62 |
| 1 | Admin Clerk II | 14.82 | 15.56 | 16.34 | 17.16 | 18.02 |
| <hr/> | | | | | | |
| 74 | * BUDGET UNIT TOTAL * | | | | | |
| <hr/> | | | | | | |
| 74 | ** DEPARTMENT TOTAL ** | | | | | |

LOCAL AGENCY FORMATION COMM

LOCAL AGENCY FORMATION COMM

| | | | | | | |
|-------|---------------------------|-------|-----|-------|-----|-------|
| 1 | Manager IV | 35.43 | --- | 44.29 | --- | 53.15 |
| 1 | Manager II | 27.72 | --- | 34.65 | --- | 41.58 |
| 1 | Confidential Assistant IV | 20.90 | --- | 26.13 | --- | 31.36 |
| <hr/> | | | | | | |
| 3 | * BUDGET UNIT TOTAL * | | | | | |
| <hr/> | | | | | | |
| 3 | ** DEPARTMENT TOTAL ** | | | | | |

PARKS & RECREATION

PARKS & RECREATION

| | | | | | | |
|----|----------------------|-------|-------|-------|-------|-------|
| 3 | Manager I | 24.70 | --- | 30.87 | --- | 37.04 |
| 1 | Park Supv | 22.15 | 23.26 | 24.42 | 25.64 | 26.92 |
| 10 | Park Mntc Worker III | 19.66 | 20.64 | 21.67 | 22.75 | 23.89 |

STANISLAUS COUNTY
DEPARTMENT POSITION ALLOCATION REPORT
As of July 9, 2016

| STEP 1 | STEP 2 | STEP 3 | STEP 4 | STEP 5 |
|--------|--------|--------|--------|--------|
| MIN | --- | MID | --- | MAX |
| --- | --- | FLAT | --- | --- |

PARKS & RECREATION (Continued)

PARKS & RECREATION (Continued)

| | | | | | | |
|----|------------------------|-------|-------|-------|-------|-------|
| 12 | Park Mntc Worker II | 18.26 | 19.17 | 20.13 | 21.14 | 22.20 |
| 26 | * BUDGET UNIT TOTAL * | | | | | |
| 26 | ** DEPARTMENT TOTAL ** | | | | | |

PLANNING & COMMUNITY DEV

BUILDING PERMITS

| | | | | | | |
|----|-------------------------|-------|-------|-------|-------|-------|
| 1 | Manager IV | 35.43 | --- | 44.29 | --- | 53.15 |
| 1 | Supv Building Inspector | 31.34 | --- | 39.18 | --- | 47.02 |
| 2 | Building Inspector III | 31.44 | 33.01 | 34.66 | 36.39 | 38.21 |
| 3 | Plan Check Engineer | 31.44 | 33.01 | 34.66 | 36.39 | 38.21 |
| 1 | Staff Serv Coordinator | 29.49 | 30.96 | 32.51 | 34.14 | 35.85 |
| 5 | Building Inspector II | 28.59 | 30.02 | 31.52 | 33.10 | 34.76 |
| 1 | Account Clerk III | 17.47 | 18.34 | 19.26 | 20.22 | 21.23 |
| 2 | Admin Clerk III | 16.75 | 17.59 | 18.47 | 19.39 | 20.36 |
| 1 | Admin Clerk II | 14.82 | 15.56 | 16.34 | 17.16 | 18.02 |
| 17 | * BUDGET UNIT TOTAL * | | | | | |

PLANNING

| | | | | | | |
|----|----------------------------|-------|-------|-------|-------|-------|
| 1 | Dir Of Plan & Comm Devel | 55.91 | --- | 69.89 | --- | 83.87 |
| 1 | Asst Director | 39.38 | --- | 49.22 | --- | 59.06 |
| 1 | Manager IV | 35.43 | --- | 44.29 | --- | 53.15 |
| 2 | Manager III | 31.34 | --- | 39.18 | --- | 47.02 |
| 1 | Confidential Assistant IV | 20.90 | --- | 26.13 | --- | 31.36 |
| 1 | Application Specialist III | 29.01 | 30.46 | 31.98 | 33.58 | 35.26 |
| 6 | Assoc Planner | 28.86 | 30.30 | 31.82 | 33.41 | 35.08 |
| 1 | Accountant II | 26.17 | 27.48 | 28.85 | 30.29 | 31.80 |
| 2 | Staff Serv Tech | 19.24 | 20.20 | 21.21 | 22.27 | 23.38 |
| 1 | Admin Clerk III | 16.75 | 17.59 | 18.47 | 19.39 | 20.36 |
| 17 | * BUDGET UNIT TOTAL * | | | | | |
| 34 | ** DEPARTMENT TOTAL ** | | | | | |

PROBATION

ADMINISTRATION

| | | | | | | |
|---|------------------------------|-------|-------|-------|-------|-------|
| 1 | Chief Probation Offcr | 55.91 | --- | 69.89 | --- | 83.87 |
| 1 | Asst Chief Probation Officer | 44.38 | --- | 55.47 | --- | 66.56 |
| 3 | Manager III | 31.34 | --- | 39.18 | --- | 47.02 |
| 1 | Manager II | 27.72 | --- | 34.65 | --- | 41.58 |
| 1 | Confidential Assistant IV | 20.90 | --- | 26.13 | --- | 31.36 |
| 2 | Confidential Assistant III | 17.41 | --- | 21.76 | --- | 26.11 |
| 2 | Systems Engineer II | 33.56 | 35.24 | 37.00 | 38.85 | 40.79 |

STANISLAUS COUNTY
DEPARTMENT POSITION ALLOCATION REPORT
As of July 9, 2016

| STEP 1 | STEP 2 | STEP 3 | STEP 4 | STEP 5 |
|--------|--------|--------|--------|--------|
| MIN | --- | MID | --- | MAX |
| --- | --- | FLAT | --- | --- |

PROBATION (Continued)

ADMINISTRATION (Continued)

| | | | | | | |
|---|--------------------------------|-------|-------|-------|-------|-------|
| 1 | Software Developer/Analyst III | 33.56 | 35.24 | 37.00 | 38.85 | 40.79 |
| 1 | Accountant III | 28.76 | 30.20 | 31.71 | 33.30 | 34.97 |
| 1 | Staff Serv Analyst | 24.29 | 25.50 | 26.78 | 28.12 | 29.53 |
| 2 | Systems Technician II | 21.50 | 22.58 | 23.71 | 24.90 | 26.15 |
| 1 | Accountant I | 20.47 | 21.49 | 22.56 | 23.69 | 24.87 |
| 1 | Accounting Tech | 19.17 | 20.13 | 21.14 | 22.20 | 23.31 |
| 1 | Account Clerk III | 17.47 | 18.34 | 19.26 | 20.22 | 21.23 |
| 1 | Account Clerk II | 15.46 | 16.23 | 17.04 | 17.89 | 18.78 |

20 * BUDGET UNIT TOTAL *

COMMUNITY CORRECTIONS PARTNER

| | | | | | | |
|----|-----------------------|-------|-------|-------|-------|-------|
| 3 | Supv Prob Ofcfr | 31.60 | 33.18 | 34.84 | 36.58 | 38.41 |
| 3 | Deputy Prob Ofcfr III | 27.82 | 29.21 | 30.67 | 32.20 | 33.81 |
| 1 | Crime Analyst | 25.53 | 26.81 | 28.15 | 29.56 | 31.04 |
| 21 | Deputy Prob Ofcfr II | 24.92 | 26.17 | 27.48 | 28.85 | 30.29 |
| 3 | Legal Clerk III | 16.75 | 17.59 | 18.47 | 19.39 | 20.36 |

31 * BUDGET UNIT TOTAL *

FIELD SERVICES

| | | | | | | |
|----|-----------------------|-------|-------|-------|-------|-------|
| 1 | Manager IV - Safety | 35.43 | --- | 44.29 | --- | 53.15 |
| 10 | Supv Prob Ofcfr | 31.60 | 33.18 | 34.84 | 36.58 | 38.41 |
| 11 | Deputy Prob Ofcfr III | 27.82 | 29.21 | 30.67 | 32.20 | 33.81 |
| 58 | Deputy Prob Ofcfr II | 24.92 | 26.17 | 27.48 | 28.85 | 30.29 |
| 3 | Supv Legal Clerk II | 22.10 | 23.21 | 24.37 | 25.59 | 26.87 |
| 3 | Legal Clerk IV | 18.28 | 19.19 | 20.15 | 21.16 | 22.22 |
| 22 | Legal Clerk III | 16.75 | 17.59 | 18.47 | 19.39 | 20.36 |

108 * BUDGET UNIT TOTAL *

INSTITUTIONAL SERVICES

| | | | | | | |
|----|---------------------------------|-------|-------|-------|-------|-------|
| 1 | Manager IV - Safety | 35.43 | --- | 44.29 | --- | 53.15 |
| 1 | Manager II - Safety | 27.72 | --- | 34.65 | --- | 41.58 |
| 1 | Confidential Assistant III | 17.41 | --- | 21.76 | --- | 26.11 |
| 6 | Supv Probation Correction Ofcfr | 27.32 | 28.69 | 30.12 | 31.63 | 33.21 |
| 16 | Probation Corrections Ofcfr III | 23.09 | 24.24 | 25.45 | 26.72 | 28.06 |
| 32 | Probation Corrections Ofcfr II | 20.28 | 21.29 | 22.35 | 23.47 | 24.64 |
| 1 | Legal Clerk III | 16.75 | 17.59 | 18.47 | 19.39 | 20.36 |
| 1 | Stock/Delivery Clerk II | 14.46 | 15.18 | 15.94 | 16.74 | 17.58 |

59 * BUDGET UNIT TOTAL *

JJCPA

| | | | | | | |
|---|---------------------------------|-------|-------|-------|-------|-------|
| 1 | Manager IV - Safety | 35.43 | --- | 44.29 | --- | 53.15 |
| 2 | Supv Prob Ofcfr | 31.60 | 33.18 | 34.84 | 36.58 | 38.41 |
| 1 | Deputy Prob Ofcfr III | 27.82 | 29.21 | 30.67 | 32.20 | 33.81 |
| 1 | Supv Probation Correction Ofcfr | 27.32 | 28.69 | 30.12 | 31.63 | 33.21 |
| 7 | Deputy Prob Ofcfr II | 24.92 | 26.17 | 27.48 | 28.85 | 30.29 |

STANISLAUS COUNTY
DEPARTMENT POSITION ALLOCATION REPORT
As of July 9, 2016

| STEP 1 | STEP 2 | STEP 3 | STEP 4 | STEP 5 |
|--------|--------|--------|--------|--------|
| MIN | --- | MID | --- | MAX |
| --- | --- | FLAT | --- | --- |

PROBATION (Continued)

JJCPA (Continued)

| | | | | | | |
|-------|--------------------------------|-------|-------|-------|-------|-------|
| 1 | Probation Corrections Offc III | 23.09 | 24.24 | 25.45 | 26.72 | 28.06 |
| 1 | Probation Corrections Offc II | 20.28 | 21.29 | 22.35 | 23.47 | 24.64 |
| 1 | Legal Clerk III | 16.75 | 17.59 | 18.47 | 19.39 | 20.36 |
| <hr/> | | | | | | |
| 15 | * BUDGET UNIT TOTAL * | | | | | |

JUVENILE COMMITMENT FACILITY

| | | | | | | |
|-------|--------------------------------|-------|-------|-------|-------|-------|
| 1 | Manager II - Safety | 27.72 | --- | 34.65 | --- | 41.58 |
| 4 | Supv Probation Correction Ofcr | 27.32 | 28.69 | 30.12 | 31.63 | 33.21 |
| 5 | Probation Corrections Offc III | 23.09 | 24.24 | 25.45 | 26.72 | 28.06 |
| 21 | Probation Corrections Offc II | 20.28 | 21.29 | 22.35 | 23.47 | 24.64 |
| 1 | Supv Custodial Cook | 18.63 | 19.56 | 20.54 | 21.57 | 22.65 |
| 1 | Custodial Cook | 16.95 | 17.80 | 18.69 | 19.62 | 20.60 |
| 1 | Legal Clerk III | 16.75 | 17.59 | 18.47 | 19.39 | 20.36 |
| 4 | Asst Cook II | 12.81 | 13.45 | 14.12 | 14.83 | 15.57 |
| <hr/> | | | | | | |
| 38 | * BUDGET UNIT TOTAL * | | | | | |

YOBG

| | | | | | | |
|-------|--------------------------------|-------|-------|-------|-------|-------|
| 1 | Supv Prob Offcr | 31.60 | 33.18 | 34.84 | 36.58 | 38.41 |
| 1 | Crime Analyst | 25.53 | 26.81 | 28.15 | 29.56 | 31.04 |
| 1 | Deputy Prob Offcr II | 24.92 | 26.17 | 27.48 | 28.85 | 30.29 |
| 2 | Probation Corrections Offc III | 23.09 | 24.24 | 25.45 | 26.72 | 28.06 |
| 10 | Probation Corrections Offc II | 20.28 | 21.29 | 22.35 | 23.47 | 24.64 |
| <hr/> | | | | | | |
| 15 | * BUDGET UNIT TOTAL * | | | | | |

286 **** DEPARTMENT TOTAL ****

PUBLIC DEFENDER

PUBLIC DEFENDER

| | | | | | | |
|-------|---------------------------|-------|-------|-------|-------|-------|
| 1 | Public Defender | 62.27 | --- | 77.84 | --- | 93.41 |
| 2 | Chief Dep Public Defender | 47.48 | --- | 59.35 | --- | 71.22 |
| 1 | Manager II | 27.72 | --- | 34.65 | --- | 41.58 |
| 1 | Confidential Assistant IV | 20.90 | --- | 26.13 | --- | 31.36 |
| 25 | Attorney V | 50.38 | 52.90 | 55.55 | 58.33 | 61.25 |
| 1 | Special Investigator III | 29.82 | 31.31 | 32.88 | 34.52 | 36.25 |
| 2 | Special Investigator II | 26.26 | 27.57 | 28.95 | 30.40 | 31.92 |
| 1 | Paralegal III | 23.70 | 24.89 | 26.13 | 27.44 | 28.81 |
| 5 | Legal Clerk IV | 18.28 | 19.19 | 20.15 | 21.16 | 22.22 |
| 3 | Legal Clerk III | 16.75 | 17.59 | 18.47 | 19.39 | 20.36 |
| 3 | Admin Clerk II | 14.82 | 15.56 | 16.34 | 17.16 | 18.02 |
| <hr/> | | | | | | |
| 45 | * BUDGET UNIT TOTAL * | | | | | |

45 **** DEPARTMENT TOTAL ****

STANISLAUS COUNTY
DEPARTMENT POSITION ALLOCATION REPORT
As of July 9, 2016

| | STEP 1 MIN --- | STEP 2 --- | STEP 3 MID FLAT | STEP 4 --- | STEP 5 MAX --- |
|----------------------------------|----------------------|---------------|-----------------------|---------------|----------------------|
| PUBLIC WORKS | | | | | |
| ADMINISTRATION | | | | | |
| 1 Dir Of Public Works | 62.27 | --- | 77.84 | --- | 93.41 |
| 1 Manager IV | 35.43 | --- | 44.29 | --- | 53.15 |
| 1 Manager I | 24.70 | --- | 30.87 | --- | 37.04 |
| 1 Confidential Assistant IV | 20.90 | --- | 26.13 | --- | 31.36 |
| 1 Confidential Assistant III | 17.41 | --- | 21.76 | --- | 26.11 |
| 1 Accountant II | 26.17 | 27.48 | 28.85 | 30.29 | 31.80 |
| 1 Accounting Tech | 19.17 | 20.13 | 21.14 | 22.20 | 23.31 |
| 1 Admin Clerk III | 16.75 | 17.59 | 18.47 | 19.39 | 20.36 |
| 8 * BUDGET UNIT TOTAL * | | | | | |
| ENGINEERING | | | | | |
| 3 Deputy Dir Public Works | 44.38 | --- | 55.47 | --- | 66.56 |
| 6 Assoc Civil Eng/Assoc Surveyor | 38.02 | 39.92 | 41.92 | 44.02 | 46.22 |
| 9 Asst Engineer/Surveyor | 32.41 | 34.03 | 35.73 | 37.52 | 39.40 |
| 1 Staff Serv Coordinator | 29.49 | 30.96 | 32.51 | 34.14 | 35.85 |
| 6 Sr Engineering/Surveying Tech | 28.28 | 29.69 | 31.17 | 32.73 | 34.37 |
| 1 Staff Serv Analyst | 24.29 | 25.50 | 26.78 | 28.12 | 29.53 |
| 1 Engineering Technician | 24.14 | 25.35 | 26.62 | 27.95 | 29.35 |
| 1 Admin Secretary | 18.77 | 19.71 | 20.70 | 21.74 | 22.83 |
| 1 Admin Clerk III | 16.75 | 17.59 | 18.47 | 19.39 | 20.36 |
| 29 * BUDGET UNIT TOTAL * | | | | | |
| LOCAL TRANSIT SYSTEM | | | | | |
| 1 Manager III | 31.34 | --- | 39.18 | --- | 47.02 |
| 1 Staff Serv Coordinator | 29.49 | 30.96 | 32.51 | 34.14 | 35.85 |
| 1 Assoc Planner | 28.86 | 30.30 | 31.82 | 33.41 | 35.08 |
| 2 Staff Serv Analyst | 24.29 | 25.50 | 26.78 | 28.12 | 29.53 |
| 5 * BUDGET UNIT TOTAL * | | | | | |
| MORGAN SHOP | | | | | |
| 1 Manager III | 31.34 | --- | 39.18 | --- | 47.02 |
| 1 Staff Serv Analyst | 24.29 | 25.50 | 26.78 | 28.12 | 29.53 |
| 1 Lead Equip Mechanic | 23.21 | 24.37 | 25.59 | 26.87 | 28.21 |
| 5 Heavy Equip Mechanic | 22.97 | 24.12 | 25.33 | 26.60 | 27.93 |
| 8 * BUDGET UNIT TOTAL * | | | | | |
| ROAD & BRIDGE | | | | | |
| 1 Manager IV | 35.43 | --- | 44.29 | --- | 53.15 |
| 1 Accountant III | 28.76 | 30.20 | 31.71 | 33.30 | 34.97 |
| 3 Road Supv | 26.28 | 27.59 | 28.97 | 30.42 | 31.94 |
| 8 Sr Road Mntc Worker | 23.59 | 24.77 | 26.01 | 27.31 | 28.68 |
| 42 Road Mntc Worker III | 20.92 | 21.97 | 23.07 | 24.22 | 25.43 |
| 1 Staff Serv Tech | 19.24 | 20.20 | 21.21 | 22.27 | 23.38 |
| 1 Account Clerk III | 17.47 | 18.34 | 19.26 | 20.22 | 21.23 |
| 57 * BUDGET UNIT TOTAL * | | | | | |

STANISLAUS COUNTY
DEPARTMENT POSITION ALLOCATION REPORT
As of July 9, 2016

| STEP 1 | STEP 2 | STEP 3 | STEP 4 | STEP 5 |
|--------|--------|--------|--------|--------|
| MIN | --- | MID | --- | MAX |
| --- | --- | FLAT | --- | --- |

PUBLIC WORKS (Continued)

107 **** DEPARTMENT TOTAL ****

RETIREMENT

RETIREMENT

| | | | | | | |
|-------|--------------------------------|-------|-------|-------|-------|-------|
| 1 | Executive Director | 62.27 | --- | 77.84 | --- | 93.41 |
| 2 | Manager III | 31.34 | --- | 39.18 | --- | 47.02 |
| 1 | Manager II | 27.72 | --- | 34.65 | --- | 41.58 |
| 1 | Confidential Assistant V | 24.90 | --- | 31.13 | --- | 37.36 |
| 5 | Confidential Assistant IV | 20.90 | --- | 26.13 | --- | 31.36 |
| 3 | Confidential Assistant III | 17.41 | --- | 21.76 | --- | 26.11 |
| 1 | Attorney V | 50.38 | 52.90 | 55.55 | 58.33 | 61.25 |
| 1 | Software Developer/Analyst III | 33.56 | 35.24 | 37.00 | 38.85 | 40.79 |
| <hr/> | | | | | | |
| 15 | * BUDGET UNIT TOTAL * | | | | | |

15 **** DEPARTMENT TOTAL ****

SHERIFF

ADMINISTRATION

| | | | | | | |
|----|--------------------------------|-------|-------|-------|-------|-------|
| 1 | Sheriff | --- | --- | 93.41 | --- | --- |
| 1 | Undersheriff | 50.82 | --- | 63.52 | --- | 76.22 |
| 1 | Captain | 44.38 | --- | 55.47 | --- | 66.56 |
| 2 | Manager IV | 35.43 | --- | 44.29 | --- | 53.15 |
| 1 | Manager III | 31.34 | --- | 39.18 | --- | 47.02 |
| 1 | Manager II | 27.72 | --- | 34.65 | --- | 41.58 |
| 1 | Confidential Assistant V | 24.90 | --- | 31.13 | --- | 37.36 |
| 1 | Confidential Assistant IV | 20.90 | --- | 26.13 | --- | 31.36 |
| 5 | Confidential Assistant III | 17.41 | --- | 21.76 | --- | 26.11 |
| 1 | Confidential Assistant II | 15.44 | --- | 19.30 | --- | 23.16 |
| 1 | Sr Systems Engineer | 38.83 | 40.77 | 42.81 | 44.95 | 47.20 |
| 1 | Sr Software Developer/Analyst | 38.83 | 40.77 | 42.81 | 44.95 | 47.20 |
| 1 | Lieutenant | 34.56 | --- | 43.20 | --- | 51.84 |
| 2 | Systems Engineer II | 33.56 | 35.24 | 37.00 | 38.85 | 40.79 |
| 2 | Software Developer/Analyst III | 33.56 | 35.24 | 37.00 | 38.85 | 40.79 |
| 2 | Sergeant | 33.36 | 35.03 | 36.78 | 38.62 | 40.55 |
| 1 | Sergeant-Custodial | 30.76 | 32.30 | 33.92 | 35.62 | 37.40 |
| 3 | Accountant III | 28.76 | 30.20 | 31.71 | 33.30 | 34.97 |
| 5 | Deputy Sheriff | 28.18 | 29.59 | 31.07 | 32.62 | 34.25 |
| 3 | Application Specialist II | 24.61 | 25.84 | 27.13 | 28.49 | 29.91 |
| 6 | Supv Legal Clerk II | 22.10 | 23.21 | 24.37 | 25.59 | 26.87 |
| 2 | Accounting Tech | 19.17 | 20.13 | 21.14 | 22.20 | 23.31 |
| 1 | Admin Secretary | 18.77 | 19.71 | 20.70 | 21.74 | 22.83 |
| 7 | Legal Clerk IV | 18.28 | 19.19 | 20.15 | 21.16 | 22.22 |
| 2 | Account Clerk III | 17.47 | 18.34 | 19.26 | 20.22 | 21.23 |
| 26 | Legal Clerk III | 16.75 | 17.59 | 18.47 | 19.39 | 20.36 |

STANISLAUS COUNTY
DEPARTMENT POSITION ALLOCATION REPORT
As of July 9, 2016

| STEP 1 | STEP 2 | STEP 3 | STEP 4 | STEP 5 |
|--------|--------|--------|--------|--------|
| MIN | --- | MID | --- | MAX |
| --- | --- | FLAT | --- | --- |

SHERIFF (Continued)

ADMINISTRATION (Continued)

| | | | | | | |
|-------|-------------------------|-------|-------|-------|-------|-------|
| 2 | Admin Clerk II | 14.82 | 15.56 | 16.34 | 17.16 | 18.02 |
| 1 | Stock/Delivery Clerk II | 14.46 | 15.18 | 15.94 | 16.74 | 17.58 |
| <hr/> | | | | | | |
| 83 | * BUDGET UNIT TOTAL * | | | | | |

CAL-MMET PROGRAM

| | | | | | | |
|-------|-----------------------|-------|-------|-------|-------|-------|
| 1 | Sergeant | 33.36 | 35.03 | 36.78 | 38.62 | 40.55 |
| 2 | Deputy Sheriff | 28.18 | 29.59 | 31.07 | 32.62 | 34.25 |
| 1 | Legal Clerk III | 16.75 | 17.59 | 18.47 | 19.39 | 20.36 |
| <hr/> | | | | | | |
| 4 | * BUDGET UNIT TOTAL * | | | | | |

CAL ID PROGRAM

| | | | | | | |
|-------|---------------------------|-------|-------|-------|-------|-------|
| 1 | Application Specialist II | 24.61 | 25.84 | 27.13 | 28.49 | 29.91 |
| <hr/> | | | | | | |
| 1 | * BUDGET UNIT TOTAL * | | | | | |

CONTRACT CITIES

| | | | | | | |
|-------|-----------------------|-------|-------|-------|-------|-------|
| 3 | Lieutenant | 34.56 | --- | 43.20 | --- | 51.84 |
| 7 | Sergeant | 33.36 | 35.03 | 36.78 | 38.62 | 40.55 |
| 46 | Deputy Sheriff | 28.18 | 29.59 | 31.07 | 32.62 | 34.25 |
| 2 | Supv Legal Clerk II | 22.10 | 23.21 | 24.37 | 25.59 | 26.87 |
| 3 | Community Serv Offcr | 17.76 | 18.65 | 19.58 | 20.56 | 21.59 |
| 6 | Legal Clerk III | 16.75 | 17.59 | 18.47 | 19.39 | 20.36 |
| <hr/> | | | | | | |
| 67 | * BUDGET UNIT TOTAL * | | | | | |

COURT SECURITY

| | | | | | | |
|-------|--------------------------|-------|-------|-------|-------|-------|
| 1 | Lieutenant | 34.56 | --- | 43.20 | --- | 51.84 |
| 2 | Sergeant | 33.36 | 35.03 | 36.78 | 38.62 | 40.55 |
| 16 | Deputy Sheriff | 28.18 | 29.59 | 31.07 | 32.62 | 34.25 |
| 14 | Deputy Sheriff-Custodial | 25.59 | 26.87 | 28.21 | 29.62 | 31.10 |
| 6 | Security Officer | 16.10 | 16.91 | 17.76 | 18.65 | 19.58 |
| <hr/> | | | | | | |
| 39 | * BUDGET UNIT TOTAL * | | | | | |

DETENTION *

| | | | | | | |
|-----|--------------------------|-------|-------|-------|-------|-------|
| 1 | Captain | 44.38 | --- | 55.47 | --- | 66.56 |
| 4 | Custodial Lieutenant | 32.11 | --- | 40.14 | --- | 48.17 |
| 25 | Sergeant-Custodial | 30.76 | 32.30 | 33.92 | 35.62 | 37.40 |
| 209 | Deputy Sheriff-Custodial | 25.59 | 26.87 | 28.21 | 29.62 | 31.10 |
| 1 | Supv Legal Clerk II | 22.10 | 23.21 | 24.37 | 25.59 | 26.87 |
| 2 | Admin Secretary | 18.77 | 19.71 | 20.70 | 21.74 | 22.83 |
| 1 | Supv Custodial Cook | 18.63 | 19.56 | 20.54 | 21.57 | 22.65 |
| 1 | Storekeeper II | 18.34 | 19.26 | 20.22 | 21.23 | 22.29 |
| 3 | Legal Clerk IV | 18.28 | 19.19 | 20.15 | 21.16 | 22.22 |
| 1 | Account Clerk III | 17.47 | 18.34 | 19.26 | 20.22 | 21.23 |
| 8 | Custodial Cook | 16.95 | 17.80 | 18.69 | 19.62 | 20.60 |
| 21 | Legal Clerk III | 16.75 | 17.59 | 18.47 | 19.39 | 20.36 |

STANISLAUS COUNTY
DEPARTMENT POSITION ALLOCATION REPORT
As of July 9, 2016

| STEP 1 | STEP 2 | STEP 3 | STEP 4 | STEP 5 |
|--------|--------|--------|--------|--------|
| MIN | --- | MID | --- | MAX |
| --- | --- | FLAT | --- | --- |

SHERIFF (Continued)

DETENTION (Continued)

| | | | | | | |
|-------|-------------------------|-------|-------|-------|-------|-------|
| 1 | Dir Of Volunteer Serv | 16.55 | 17.38 | 18.25 | 19.16 | 20.12 |
| 3 | Account Clerk II | 15.46 | 16.23 | 17.04 | 17.89 | 18.78 |
| 5 | Stock/Delivery Clerk II | 14.46 | 15.18 | 15.94 | 16.74 | 17.58 |
| 6 | Asst Cook II | 12.81 | 13.45 | 14.12 | 14.83 | 15.57 |
| <hr/> | | | | | | |
| 292 | * BUDGET UNIT TOTAL * | | | | | |

JAIL COMMISSARY/INMATE WELFARE

| | | | | | | |
|-------|-------------------------|-------|-------|-------|-------|-------|
| 1 | Account Clerk III | 17.47 | 18.34 | 19.26 | 20.22 | 21.23 |
| 2 | Stock/Delivery Clerk II | 14.46 | 15.18 | 15.94 | 16.74 | 17.58 |
| <hr/> | | | | | | |
| 3 | * BUDGET UNIT TOTAL * | | | | | |

OPERATIONS

| | | | | | | |
|-------|-----------------------------|--------|-------|--------|-------|--------|
| 1 | Forensic Pathologist | 121.56 | --- | 151.95 | --- | 182.34 |
| 1 | Captain | 44.38 | --- | 55.47 | --- | 66.56 |
| 6 | Lieutenant | 34.56 | --- | 43.20 | --- | 51.84 |
| 14 | Sergeant | 33.36 | 35.03 | 36.78 | 38.62 | 40.55 |
| 110 | Deputy Sheriff | 28.18 | 29.59 | 31.07 | 32.62 | 34.25 |
| 1 | Crime Analyst | 25.53 | 26.81 | 28.15 | 29.56 | 31.04 |
| 1 | Supv Public Administrator | 24.91 | 26.16 | 27.47 | 28.84 | 30.28 |
| 5 | Crime Analyst Tech | 20.03 | 21.03 | 22.08 | 23.18 | 24.34 |
| 1 | Storekeeper II | 18.34 | 19.26 | 20.22 | 21.23 | 22.29 |
| 4 | Community Serv Offcr | 17.76 | 18.65 | 19.58 | 20.56 | 21.59 |
| 1 | Equipment Serv Tech | 17.37 | 18.24 | 19.15 | 20.11 | 21.12 |
| 1 | Forensic Autopsy Technician | 16.96 | 17.81 | 18.70 | 19.64 | 20.62 |
| 1 | Admin Clerk III | 16.75 | 17.59 | 18.47 | 19.39 | 20.36 |
| <hr/> | | | | | | |
| 147 | * BUDGET UNIT TOTAL * | | | | | |

VEHICLE THEFT

| | | | | | | |
|-------|-----------------------|-------|-------|-------|-------|-------|
| 1 | Deputy Sheriff | 28.18 | 29.59 | 31.07 | 32.62 | 34.25 |
| <hr/> | | | | | | |
| 1 | * BUDGET UNIT TOTAL * | | | | | |

637 **** DEPARTMENT TOTAL ****

STANISLAUS REGIONAL 911

STANISLAUS REGIONAL 911

| | | | | | | |
|----|---------------------------|-------|-------|-------|-------|-------|
| 1 | Manager IV | 35.43 | --- | 44.29 | --- | 53.15 |
| 4 | Manager III | 31.34 | --- | 39.18 | --- | 47.02 |
| 1 | Manager I | 24.70 | --- | 30.87 | --- | 37.04 |
| 1 | Confidential Assistant IV | 20.90 | --- | 26.13 | --- | 31.36 |
| 1 | Lieutenant | 34.56 | --- | 43.20 | --- | 51.84 |
| 5 | Systems Engineer II | 33.56 | 35.24 | 37.00 | 38.85 | 40.79 |
| 2 | Application Specialist II | 24.61 | 25.84 | 27.13 | 28.49 | 29.91 |
| 39 | Emergency Dispatcher | 22.75 | 23.89 | 25.08 | 26.34 | 27.66 |

STANISLAUS COUNTY
DEPARTMENT POSITION ALLOCATION REPORT
As of July 9, 2016

| STEP 1 | STEP 2 | STEP 3 | STEP 4 | STEP 5 |
|--------|--------|--------|--------|--------|
| MIN | --- | MID | --- | MAX |
| --- | --- | FLAT | --- | --- |

STANISLAUS REGIONAL 911 (Continued)

STANISLAUS REGIONAL 911 (Continued)

| | | | | | | |
|-------|------------------------|-------|-------|-------|-------|-------|
| 4 | Emer Call Taker | 20.65 | 21.68 | 22.76 | 23.90 | 25.09 |
| 1 | Account Clerk III | 17.47 | 18.34 | 19.26 | 20.22 | 21.23 |
| <hr/> | | | | | | |
| 59 | * BUDGET UNIT TOTAL * | | | | | |
| <hr/> | | | | | | |
| 59 | ** DEPARTMENT TOTAL ** | | | | | |

STRATEGIC BUSINESS TECHNOLOGY

SBT TELECOMMUNICATIONS

| | | | | | | |
|-------|-----------------------|-------|-------|-------|-------|-------|
| 2 | Systems Engineer II | 33.56 | 35.24 | 37.00 | 38.85 | 40.79 |
| <hr/> | | | | | | |
| 2 | * BUDGET UNIT TOTAL * | | | | | |

STRATEGIC BUSINESS TECHNOLOGY

| | | | | | | |
|-------|--------------------------------|-------|-------|-------|-------|-------|
| 1 | Director of SBT | 44.38 | --- | 55.47 | --- | 66.56 |
| 2 | Manager IV | 35.43 | --- | 44.29 | --- | 53.15 |
| 3 | Sr Systems Engineer | 38.83 | 40.77 | 42.81 | 44.95 | 47.20 |
| 4 | Sr Software Developer/Analyst | 38.83 | 40.77 | 42.81 | 44.95 | 47.20 |
| 4 | Systems Engineer II | 33.56 | 35.24 | 37.00 | 38.85 | 40.79 |
| 4 | Software Developer/Analyst III | 33.56 | 35.24 | 37.00 | 38.85 | 40.79 |
| 1 | Sr Application Specialist | 33.56 | 35.24 | 37.00 | 38.85 | 40.79 |
| 1 | Software Developer II | 29.01 | 30.46 | 31.98 | 33.58 | 35.26 |
| 6 | Application Specialist III | 29.01 | 30.46 | 31.98 | 33.58 | 35.26 |
| <hr/> | | | | | | |
| 26 | * BUDGET UNIT TOTAL * | | | | | |
| <hr/> | | | | | | |
| 28 | ** DEPARTMENT TOTAL ** | | | | | |

TREASURER-TAX COLLECTOR

REVENUE RECOVERY

| | | | | | | |
|-------|-----------------------|-------|-------|-------|-------|-------|
| 1 | Manager II | 27.72 | --- | 34.65 | --- | 41.58 |
| 1 | Sr Collector | 23.14 | 24.30 | 25.52 | 26.80 | 28.14 |
| 2 | Accountant I | 20.47 | 21.49 | 22.56 | 23.69 | 24.87 |
| 5 | Collector | 19.52 | 20.50 | 21.53 | 22.61 | 23.74 |
| 9 | Account Clerk III | 17.47 | 18.34 | 19.26 | 20.22 | 21.23 |
| <hr/> | | | | | | |
| 18 | * BUDGET UNIT TOTAL * | | | | | |

TREASURER - ADMIN/TAXES

| | | | | | | |
|---|---------------------------|-------|-------|-------|-------|-------|
| 1 | Treasurer-Tax Collector | --- | --- | 76.22 | --- | --- |
| 1 | Manager IV | 35.43 | --- | 44.29 | --- | 53.15 |
| 1 | Confidential Assistant IV | 20.90 | --- | 26.13 | --- | 31.36 |
| 1 | Accountant II | 26.17 | 27.48 | 28.85 | 30.29 | 31.80 |
| 1 | Accountant I | 20.47 | 21.49 | 22.56 | 23.69 | 24.87 |
| 2 | Accounting Tech | 19.17 | 20.13 | 21.14 | 22.20 | 23.31 |

**STANISLAUS COUNTY
DEPARTMENT POSITION ALLOCATION REPORT**
As of July 9, 2016

| | | | | |
|--------|--------|--------|--------|--------|
| STEP 1 | STEP 2 | STEP 3 | STEP 4 | STEP 5 |
| MIN | --- | MID | --- | MAX |
| --- | --- | FLAT | --- | --- |

TREASURER-TAX COLLECTOR (Continued)

TREASURER - ADMIN/TAXES (Continued)

| | | | | | | |
|----|-----------------------|-------|-------|-------|-------|-------|
| 4 | Account Clerk III | 17.47 | 18.34 | 19.26 | 20.22 | 21.23 |
| 11 | * BUDGET UNIT TOTAL * | | | | | |

TREASURY

| | | | | | | |
|---|-----------------------|-------|-------|-------|-------|-------|
| 1 | Manager II | 27.72 | --- | 34.65 | --- | 41.58 |
| 1 | Accountant I | 20.47 | 21.49 | 22.56 | 23.69 | 24.87 |
| 2 | Account Clerk III | 17.47 | 18.34 | 19.26 | 20.22 | 21.23 |
| 4 | * BUDGET UNIT TOTAL * | | | | | |

| | | | | | | |
|----|------------------------|--|--|--|--|--|
| 33 | ** DEPARTMENT TOTAL ** | | | | | |
|----|------------------------|--|--|--|--|--|

4,243 ***** STANISLAUS COUNTY TOTAL *****

***On May 17, 2016 the Board of Supervisors approved the addition of 32 positions in the Sheriff's Detention Budget effective July 1, 2016. These additional positions are not reflected in this Position Allocation Report.**

End of Report

**Unfunded Vacant Positions
As of July 9, 2016**

| Department | Budget Unit | # of Positions | Classification |
|--------------------------------------|--|-----------------|-----------------------------|
| Aging & Veterans Services | Area Agency on Aging | 1 | Community Health Work III |
| | Veterans Services | 1 | Admin Clerk II |
| | Subtotal | 2 | |
| Agricultural Commissioner | Agricultural Commissioner | 1 | Accountant I |
| | Subtotal | 1 | |
| Alliance WorkNet | Alliance WorkNet | 1 | Admin Clerk II |
| | Subtotal | 1 | |
| Animal Services | Animal Services | 2 | Animal Serv Offcr II |
| | | 2 | Animal Care Spec I |
| | | 1 | Admin Clerk III |
| | Subtotal | 5 | |
| Assessor | Assessor | 2 | Appraiser III |
| | | 1 | Account Clerk III |
| | Subtotal | 3 | |
| Chief Executive Office | OES/Fire Warden Operations and Services | 1 | Manager II |
| | | 1 | Manager IV |
| | | 2 | Deputy Exec Offcr |
| | Risk Management | 1 | Confidential Assistant III |
| | | 1 | Chief Information Officer |
| | | 1 | Confidential Assistant IV |
| | | 2 | Confidential Assistant II |
| | | 1 | Confidential Assistant I |
| | Subtotal | 10 | |
| Clerk/Recorder | Elections Division | 1 | Staff Serv Tech |
| | Recorder Division | 2 | Legal Clerk III |
| | Subtotal | 3 | |
| County Counsel | County Counsel | 1 | Deputy County Counsel V |
| | | 1 | Confidential Assistant IV |
| | | 1 | Confidential Assistant II |
| | Subtotal | 3 | |
| District Attorney | Auto Insurance Fraud Criminal Division | 1 | Attorney V |
| | | 1 | Supv Legal Clerk II |
| | | 1 | Sr Crmnl Investigator |
| | | 1 | Paralegal III |
| | | 3 | Legal Clerk III |
| | | 4 | Attorney V |
| | | 1 | Accountant I |
| | | Subtotal | 12 |
| Environmental Resources | Environmental Resources | 1 | Sr Resource Management Spec |
| | | 1 | Milk & Dairy Inspector II |
| | | 1 | Manager II |
| | | 1 | Assoc Civil Engineer |
| | | 1 | Admin Clerk III |
| | | 1 | Landfill Equip Oper II |
| | Fink Road Landfill | 1 | Landfill Equip Oper II |

**Unfunded Vacant Positions
As of July 9, 2016**

| Department | Budget Unit | # of Positions | Classification | |
|-------------------------------------|------------------------------|-----------------|--------------------------------|---------------------------|
| Environmental Resources | Fink Road Landfill | 1 | Account Clerk III | |
| | Subtotal | 7 | | |
| General Services Agency | Central Services Division | 1 | Sr Buyer | |
| | Facilities Maintenance | 2 | Housekeeper/Custodian | |
| | Fleet Services Division | 1 | Storekeeper I | |
| | Subtotal | 4 | | |
| Health Services Agency | Administration | 1 | Sr Custodian | |
| | Clinics & Ancillary Services | 1 | Sr Physician Asst | |
| | | 3 | Sr Nurse Practitioner | |
| | | 1 | Phys/Occupational Therapist II | |
| | | 1 | Family Practice Physician | |
| | | 1 | Community Health Work II | |
| | | 1 | Admin Clerk I | |
| | | Public Health | 1 | Staff Nurse III |
| | | | 1 | Public Health Nurse III |
| | | | 5 | Public Health Nurse II |
| | | | 3 | Community Health Work III |
| | | 1 | Asst Director | |
| | | 1 | Admin Clerk II | |
| | | 1 | Account Clerk II | |
| | Subtotal | 22 | | |
| Library | Library | 3 | Library Asst II | |
| | | 2 | Librarian III | |
| | | 1 | Application Specialist II | |
| | | 2 | Admin Clerk I | |
| | | Subtotal | 8 | |
| Parks & Recreation | Parks & Recreation | 1 | Park Mntc Worker II | |
| | | 1 | Manager III | |
| | | 1 | Deputy Director Of Parks | |
| | | 1 | Account Clerk III | |
| | | Subtotal | 4 | |
| Planning & Community Dev | Building Permits | 1 | Admin Clerk III | |
| | Planning | 1 | Manager III | |
| | | 1 | Admin Clerk III | |
| | Redevelopment | 1 | Assoc Planner | |
| | Special Revenue Grants | 1 | Assoc Planner | |
| | Subtotal | 5 | | |
| Probation | Administration | 1 | Accounting Tech | |
| | Institutional Services | 1 | Probation Corrections Offc II | |
| | | 1 | Confidential Assistant II | |
| | JJCPA | 4 | Probation Corrections Offc II | |
| | Subtotal | 7 | | |
| Public Defender | Public Defender | 3 | Attorney V | |
| | Subtotal | 3 | | |

**Unfunded Vacant Positions
As of July 9, 2016**

| Department | Budget Unit | # of Positions | Classification |
|--------------------------------|-------------------------|----------------|--------------------------------|
| Public Works | Administration | 1 | Account Clerk III |
| | Engineering | 1 | Sr Engineering/Surveying Tech |
| | | 1 | Sr Engineering Tech |
| | Morgan Shop | 1 | Heavy Equip Mechanic |
| | Road & Bridge | 2 | Road Supv |
| | | 2 | Road Mntc Worker III |
| | Subtotal | 8 | |
| Sheriff | Administration | 1 | Staff Serv Coordinator |
| | Contract Cities | 2 | Deputy Sheriff |
| | Court Security | 1 | Sergeant |
| | Detention | 3 | Deputy Sheriff |
| | Subtotal | 7 | |
| Stanislaus Regional 911 | Stanislaus Regional 911 | 3 | Emergency Dispatcher |
| | | 2 | Emer Call Taker |
| | Subtotal | 5 | |
| Treasurer-Tax Collector | Treasurer - Admin/Taxes | 1 | Software Developer/Analyst III |
| | | 2 | Account Clerk III |
| | Subtotal | 3 | |
| | GRAND TOTAL | 123 | |



Special Districts

SPECIAL DISTRICTS UNDER THE BOARD OF SUPERVISORS

Special Districts are a form of government created by a local community to meet a specific need. Most only provide a single service. Special Districts are distinguished by four common characteristics:

- ◆ Are a form of government;
- ◆ Governed by a board;
- ◆ Provide services and facilities; and
- ◆ Have defined boundaries.

Only those residents who benefit from services provided by a Special District pay for them. Certain types of Special Districts require that the City Council or County Supervisors serve as their governing boards. Nevertheless, Special Districts remain separate local governments.

Included in this budget document is a schedule of the 2016-2017 Proposed Budgets for Special Districts governed by the Board of Supervisors, whose funds are maintained in the County Treasury. They are identified by type—County Service Area, Lighting, Lighting and Landscape, and Storm Drain.

County Service Area

A County Service Area (CSA) may be established to provide any one or more of a variety of extended services within a particular area. At the time the CSA is established, the Board of Supervisors specifies the type or types of services proposed to be provided within the area. CSAs in Stanislaus County typically provide drainage control and landscaping. These Districts provide for:

- a) The control of storm water, including waters which arise outside the District and which flow or drain into or through the District;
- b) The protection from damage by storm of private and public property within the District; and
- c) The maintenance of landscaping associated with drainage basins and/or park facilities within the District.

Storm Drain

The Board of Supervisors may create and govern a Storm Drain Maintenance District to do the following work: cleaning, repairing, renewal, replacement, widening or straightening of existing storm drain structures, watercourses or drainage channels, and the installation of adjoining structures when necessary for the adequate functioning of such drainage facilities. The District may also construct additional storm drain channels or structures and maintain the same whenever necessary to provide proper and adequate drainage of the surface water.

Lighting and Landscape

Each Lighting and/or Landscape District funds provide specific improvements and/or services that include the maintenance and operation of lighting and/or landscape improvements and associated structures located within public right-of-ways and dedicated easements.

Financial Summary

Special District funds can only be used for the purpose for which they were collected. Districts receive revenue from property taxes and/or special assessments. A District levying a tax rate and receiving ad valorem taxes prior to the passage of Proposition 13 now receives a portion of the 1% levy.

With the passage of Proposition 13, the amount of property taxes received by Districts was restricted. To fund expenses, a direct assessment was authorized by the Board of Supervisors. In addition, in

November 1996, California voters approved Proposition 218, which requires that an increase or new assessment can only become effective through a ballot procedure approved by a simple majority.

County Service Areas

Proposed Budget

There are a total of 20 County Service Areas (CSA). The total budgeted amount for all the CSAs in Budget Year 2016-2017 is \$809,927. This Proposed Budget is funded by \$682,794 in revenue and \$127,133 in fund balance. Fund balances in all of the CSA's are projected to be positive at June 30, 2016 and remain positive through June 30, 2017. Sidewalk repair/replacement in CSA 10 will continue as funding is identified.

Storm Drain Districts

Proposed Budget

There are a total of 7 Storm Drain Districts. The total budgeted amount for all Storm Drain Districts in Budget Year 2016-2017 is \$779,852. This Proposed Budget is funded by \$39,644 in revenue and \$740,208 in fund balance. Due to the type of service provided and the potential for significant expenditures in a severe winter, all available resources are typically budgeted.

Lighting and/or Landscape Districts

Proposed Budget

The largest number of Districts, 37, is the Lighting Districts (LD), Landscape Assessment District (LAD), and/or Landscape Lighting Districts (LLD). The total budgeted amount for all Landscape and/or Lighting Districts for Budget Year 2016-2017 is \$566,873. This Proposed Budget is funded by \$512,018 in revenue and \$54,855 in fund balance.

Lighting Districts continue to experience loss due to hit and run collisions with streetlight poles, vandalism and theft. These costs are borne by the lighting district in addition to regular maintenance and operations. This can result in significant fluctuation of needed assessments. In order to smooth out assessments, a contingency reserve has been implemented. Department maintenance staff have also implemented measures to reduce instances of vandalism and theft.

North McHenry Lighting District is anticipated to have a negative cash balance of \$9,620 on June 30, 2016. The assessment for this district is fixed and cannot be increased without property owner approval. A ballot procedure was conducted in Fiscal Year 2010-2011, and an increase was not approved. Therefore, roughly 60% of the lights within the lighting district were turned off. These will remain off until the deficit is recovered. At that time, the funding and expenditures will be evaluated to determine how many of the lights can be re-energized.

Stormwater Quality Control

The threat to stormwater quality comes from the urbanized areas within the County, which the CSA's encompass. The County is mandated by the State Water Resources Control Board, Water Quality Order No. 2013-0001-DWQ to regulate stormwater within these urbanized areas. The Special Districts receive additional services above the General Benefit for the following permit areas: Education and Outreach (E.7), Public Involvement and Participation Program (E.8), Illicit Discharge Detection and Elimination Program (E.9), Post-Construction Stormwater Management Program (E.12), Water Quality Monitoring (E.13), Program Effectiveness Assessment and Improvement (E.14), Total Maximum Daily Loads Compliance Requirements (E.15) and the Annual Reporting Program (E.16).

The fee structure to implement the state requirements has not been determined for Budget Year 2016-2017. An estimated annual fee of \$5 per parcel for CSA's, LLD's, LAD's and \$1 per parcel for LD's is included in this year's budget. Any surplus or shortfall will be adjusted in future calculations.

Budgets—Expenditures and Revenues

◆ County Service Areas

- ◆ The Public Works Department determines estimated expenditures based on projected maintenance for the District.
- ◆ The Public Works Departments determines estimated revenue based on projected direct assessments and property tax receipts.

◆ Landscape and/or Lighting Districts

- ◆ The Public Works Department determines estimated expenditures based on prior year actual expenses and projected maintenance.
- ◆ The Public Works Department determines estimated revenue based on projected direct assessments and property tax receipts.

◆ Storm Drain Districts

- ◆ The Public Works Department determines estimated revenues based on projected direct assessments and property tax receipts and determines estimated District expenditures based on available financing. The District's Advisory Board initiates any necessary maintenance. Payment requests are submitted to the Public Works Department for review and processing.

Stanislaus County
Special Districts Summary
Budget Year 2016-2017

| District Name | 2016-2017 Proposed Budget | | | |
|--|---------------------------|-------------------|-------------------|------------------------|
| | Estimated Fund Balance | Revenue | Expenditures | Estimated Fund Balance |
| | June 30, 2016 | | | June 30, 2017 |
| 1 | 2 | 3 | 4 | 5 |
| Lighting & Lighting Maintenance Districts | | | | |
| Airport Neighborhood Lighting | \$ 44,986 | \$ 22,904 | \$ 29,900 | \$ 37,990 |
| Almond Wood Estates Lighting | \$ 14,901 | \$ 10,892 | \$ 11,142 | \$ 14,651 |
| Beard Industrial Lighting | \$ 13,013 | \$ 6,244 | \$ 6,244 | \$ 13,013 |
| Country Club Lighting Zone A | \$ 12,364 | \$ 3,129 | \$ 4,581 | \$ 10,912 |
| Country Club Lighting Zone B | \$ 1,836 | \$ 1,046 | \$ 1,046 | \$ 1,836 |
| Crowslanding Lighting | \$ 12,324 | \$ 2,338 | \$ 4,091 | \$ 10,571 |
| Denair Lighting | \$ 114,636 | \$ 51,088 | \$ 45,443 | \$ 120,281 |
| Deo Gloria Estates Lighting | \$ 11,509 | \$ 5,055 | \$ 5,274 | \$ 11,290 |
| Empire Lighting | \$ 52,154 | \$ 19,637 | \$ 31,024 | \$ 40,767 |
| Fairview Tract Lighting | \$ 25,380 | \$ 6,292 | \$ 9,825 | \$ 21,847 |
| Gibbs Ranch Lighting | \$ 12,766 | \$ 3,220 | \$ 3,220 | \$ 12,766 |
| Gilbert Road Lighting | \$ 1,556 | \$ 470 | \$ 470 | \$ 1,556 |
| Golden State Lighting | \$ 5,422 | \$ 3,008 | \$ 3,008 | \$ 5,422 |
| Hillcrest Estates Lighting | \$ 48,905 | \$ 16,135 | \$ 16,135 | \$ 48,905 |
| Kenwood Park Lightitng | \$ 4,977 | \$ 3,383 | \$ 3,283 | \$ 5,077 |
| Mancini Park Homes Lighting | \$ 12,791 | \$ 7,181 | \$ 8,139 | \$ 11,833 |
| Marshall Avenue Lighting | \$ 4,372 | \$ 1,997 | \$ 2,747 | \$ 3,622 |
| Monterey Park Lighting | \$ 7,062 | \$ 2,334 | \$ 3,190 | \$ 6,206 |
| North McHenry Lighting | \$ (9,620) | \$ 7,031 | \$ 3,656 | \$ (6,245) |
| North McHenry #2 Lighting | \$ 2,729 | \$ 1,381 | \$ 1,851 | \$ 2,259 |
| North Oaks Lighting | \$ 8,159 | \$ 4,493 | \$ 4,493 | \$ 8,159 |
| Olympic Tract Lighting | \$ 28,480 | \$ 11,884 | \$ 16,818 | \$ 23,546 |
| Peach Blossom Estates Lighting | \$ 2,690 | \$ 1,164 | \$ 1,214 | \$ 2,640 |
| Richland Tract Lighting | \$ 12,907 | \$ 4,895 | \$ 7,586 | \$ 10,216 |
| Salida Lighting | \$ 214,740 | \$ 118,747 | \$ 127,651 | \$ 205,836 |
| Schwartz-Baize Lighting | \$ 1,188 | \$ 380 | \$ 380 | \$ 1,188 |
| Sunset Oaks Lighting | \$ 26,844 | \$ 11,839 | \$ 17,729 | \$ 20,954 |
| Sylvan Village #2 Lighting | \$ 16,983 | \$ 4,153 | \$ 6,104 | \$ 15,032 |
| Tempo Park Lighting | \$ 17,394 | \$ 8,074 | \$ 10,579 | \$ 14,889 |
| Total Lighting & Lighting Mtc Districts | \$ 723,448 | \$ 340,394 | \$ 386,823 | \$ 677,019 |
| Storm Drainage & Maintenance Districts | | | | |
| Storm Drain #1 | \$ 23,700 | \$ 560 | \$ 22,371 | \$ 1,889 |
| Storm Drain #2 | \$ 4,817 | \$ 23 | \$ 4,727 | \$ 113 |
| Storm Drain #3 | \$ 1,808 | \$ 7 | \$ 1,776 | \$ 39 |
| Storm Drain #6 | \$ 132,973 | \$ 2,236 | \$ 128,422 | \$ 6,787 |
| Storm Drain #8 | \$ 666,440 | \$ 36,342 | \$ 590,367 | \$ 112,415 |
| Storm Drain #9 | \$ 4,185 | \$ 17 | \$ 4,111 | \$ 91 |
| Storm Drain #10 | \$ 29,247 | \$ 459 | \$ 28,078 | \$ 1,628 |
| Total Storm Drainage & Mtc Districts | \$ 863,170 | \$ 39,644 | \$ 779,852 | \$ 122,962 |
| County Service Area Districts | | | | |

Stanislaus County
Special Districts Summary
Budget Year 2016-2017

| District Name | 2016-2017 Proposed Budget | | | |
|---|---|---------------------|---------------------|---|
| | Estimated Fund Balance June 30, 2016 | Revenue | Expenditures | Estimated Fund Balance June 30, 2017 |
| | 2 | 3 | 4 | 5 |
| County Service Area No. 1 | \$ 1,800 | \$ - | \$ 1,800 | \$ - |
| County Service Area No. 4 | \$ 87,928 | \$ 4,299 | \$ 10,846 | \$ 81,381 |
| County Service Area No. 5 | \$ 146,571 | \$ 6,499 | \$ 11,526 | \$ 141,544 |
| County Service Area No. 7 | \$ 57,212 | \$ 2,000 | \$ 4,937 | \$ 54,275 |
| County Service Area No. 8 | \$ 5,987 | \$ 750 | \$ 3,937 | \$ 2,800 |
| County Service Area No. 9 | \$ 37,269 | \$ 1,499 | \$ 7,376 | \$ 31,392 |
| County Service Area No. 10 | \$ 736,724 | \$ 417,875 | \$ 451,869 | \$ 702,730 |
| County Service Area No. 11 | \$ 6,054 | \$ - | \$ 1,530 | \$ 4,524 |
| County Service Area No. 12 | \$ 20,395 | \$ 1,000 | \$ 3,329 | \$ 18,066 |
| County Service Area No. 16 | \$ 89,835 | \$ 14,919 | \$ 14,919 | \$ 89,835 |
| County Service Area No. 18 | \$ 29,749 | \$ 11,420 | \$ 11,672 | \$ 29,497 |
| County Service Area No. 19 | \$ 214,040 | \$ 34,755 | \$ 42,605 | \$ 206,190 |
| County Service Area No. 20 | \$ 12,402 | \$ 8,430 | \$ 8,175 | \$ 12,657 |
| County Service Area No. 21 | \$ 105,486 | \$ 23,539 | \$ 29,634 | \$ 99,391 |
| County Service Area No. 22 | \$ 36,013 | \$ 7,520 | \$ 10,520 | \$ 33,013 |
| County Service Area No. 23 | \$ 69,835 | \$ 3,410 | \$ 9,410 | \$ 63,835 |
| County Service Area No. 24 | \$ 45,262 | \$ 7,630 | \$ 9,818 | \$ 43,074 |
| County Service Area No. 25 | \$ 19,241 | \$ 6,305 | \$ 9,785 | \$ 15,761 |
| County Service Area No. 26 | \$ 491,500 | \$ 121,691 | \$ 156,986 | \$ 456,205 |
| County Service Area No. 27 | \$ 9,138 | \$ 9,253 | \$ 9,253 | \$ 9,138 |
| Total County Service Area Districts | \$ 2,222,441 | \$ 682,794 | \$ 809,927 | \$ 2,095,308 |
| Lighting & Landscape Districts | | | | |
| Bret Hart Landscape & Lighting | \$ 64,707 | \$ 54,450 | \$ 56,450 | \$ 62,707 |
| Bystrom Landscape & Lighting | \$ 35,213 | \$ 28,115 | \$ 30,615 | \$ 32,713 |
| Del Rio Heights Landscape | \$ 5,235 | \$ 4,512 | \$ 4,138 | \$ 5,609 |
| Howard/McCracken Landscape & Lighting | \$ 33,062 | \$ 22,352 | \$ 21,352 | \$ 34,062 |
| Laurel Landscape & Lighting | \$ 16,682 | \$ 12,790 | \$ 14,790 | \$ 14,682 |
| Paradise South Landscape & Lighting | \$ 26,181 | \$ 22,405 | \$ 22,505 | \$ 26,081 |
| Riverdale Landscape & Lighting | \$ 21,151 | \$ 12,330 | \$ 13,030 | \$ 20,451 |
| Riverview Landscape & Lighting | \$ 25,950 | \$ 14,670 | \$ 17,170 | \$ 23,450 |
| Total Lighting & Landscape Districts | \$ 228,181 | \$ 171,624 | \$ 180,050 | \$ 219,755 |
| Total Special Districts | \$ 4,037,240 | \$ 1,234,456 | \$ 2,156,652 | \$ 3,115,044 |



Glossary

GLOSSARY OF BUDGET TERMS & ACRONYMS

A-87 Charges—The term "A-87" is used interchangeably with "indirect charges". A-87 is a set of accounting standards, issued by the Federal Office of Management and Budget (OMB), used to guide counties as they calculate and assign indirect costs. A-87 has been superseded by the Supercircular, OMB's Final Guidance on Federal Grants, dated December 26, 2014. The State of California continues to require County submission of an annual A-87 Plan, to support the central service departments.

AAA—Area Agency on Aging, a local aging program that provides information and services on a range of assistance for older adults and those who care for them. Area Agency on Aging is housed within the Board priority of A Healthy Community.

AB 109—Assembly Bill 109 realigns custodial and community supervision responsibility for non-serious, non-violent, and non-sex offenders, as well as supervision of lower level adult parolees returning from State prison sentences to counties. On June 30, 2011, the Governor signed a series of legislative bills as part of the State budget that provided funding and made necessary technical changes to implement the public safety realignment program outlined in AB 109. The Community Corrections Partnership (CCP) committee recommends the allocation of the funding to the Board of Supervisors.

ACH—Automated Clearing House, the primary system that agencies use for electronic funds transfer (EFT) such as direct deposit, payroll, and vendor payments.

Account—A record of a type of monetary transaction maintained in the general ledger. The County uses the Oracle financial management system, which utilizes a specific coding structure to identify the location for each recorded entry (xxxx-xxxxxxx-**xxxxx**-xxxxxxx-xxxxxx-xxxxxx-xxxxxx); the third segment of the Oracle coding structure (identified here in bold) captures a transaction's 5-digit account number.

Accomplishment—Successful completion of a goal/objective. In connection with the budget, identifying department accomplishments serves to provide greater accountability through the reporting of performance measures and outcomes.

Accrual Basis—A method of accounting that recognizes revenue when earned rather than when collected. Expenses are recognized when incurred rather than when paid. Internal service funds, enterprise funds, and the pension and investment trust funds use this method of accounting.

Activity—A specific line of work performed to accomplish a function for which a governmental unit is responsible.

Adopted Final Budget—The second of a two-part budget process, this budget is required to be submitted to the Board by September 18th, and reflects revisions, reductions, or additions to the Proposed Budget.

Ad Valorem—In proportion to value, a basis for levy of taxes on property. An ad valorem tax is a tax based on the assessed value of real estate or personal property and provides a source of revenue for State and municipal governments.

Agency Fund—Agency funds account for assets held by the County as an agent for individuals, private organizations, or other governments.

GLOSSARY OF BUDGET TERMS & ACRONYMS

Allocate—To set apart for a particular purpose, assign or allot.

Allocation—The share or portion allocated.

Amortization—A process of cost allocation over time, usually used with intangible assets or debt. Example: if a loan of \$12,000 is amortized over one year with no interest, the monthly payments would be \$1,000 a month.

Annual Financial Report—The official annual report of the government. This report summarizes and discloses the financial activity of the County and its component units for the fiscal year. It is produced by the Auditor-Controller's Office.

Appropriation—The authorization granted by the Board of Supervisors to make expenditures.

Assessed Valuation—An official government value placed upon real property or personal property as a basis for levying taxes.

Assessment—An official valuation of property, used as a basis for levying a tax.

Assigned Fund Balance—Comprised of amounts intended to be used by the government for specific purposes that are neither restricted nor committed. Intent can be expressed by the governing body or by an official or body to which the governing body delegates the authority. Assigned fund balance can be used to eliminate a projected budgetary deficit in the subsequent year's budget.

Audit—A systematic collection of the sufficient and competent evidential matter needed to attest to the fairness of management's assertions in the financial statements or to evaluate whether management has efficiently and effectively carried out its responsibilities.

Audit Trail—Original documents supporting financial transactions.

Available and Measurable—Revenues are considered available when they will be collected either during the current period or soon enough after the end of the period to pay current year liabilities. Revenues are considered measurable when they are reasonably estimable.

BHRS—Behavioral Health and Recovery Services, a department within the Board priority of A Heathy Community that provides integrated mental health services to adults and older adults with a serious mental illness and to children and youth with a serious emotional disturbance as well as outpatient and residential alcohol and drug treatment and prevention services.

BOC—Board of Corrections (aka Board of State and Community Corrections), an independent statutory agency that provides leadership to the adult and juvenile criminal justice systems, expertise on Public Safety Realignment issues, a data and information clearinghouse, and technical assistance on a wide range of community corrections issues.

GLOSSARY OF BUDGET TERMS & ACRONYMS

Balance Sheet—A financial statement of all County accounts formatted in accordance with the "accounting equation" (assets = liability + equity) at a specific date.

Balanced Budget—The amount of budgeted expenditures is equal to or less than the amount of budgeted revenue plus other available resources.

Board Priorities—The seven priority areas established by the Board of Supervisors: "A Safe Community", "A Healthy Community", "A Strong Local Economy", "Effective Partnerships", "A Strong Agricultural Economy/Heritage," "A Well Planned Infrastructure System," and "Efficient Delivery of Public Services." Each County department is clearly identified with and is housed within one of these priority areas.

Bond—A funding tool representing a written promise to pay a specific sum (face value or principal amount) in the future (maturity date), plus interest.

Braided Funds—Braided funding is the pooling and coordination of resources from various agencies to provide needed services, while maintaining the integrity of each agency's funding stream. However, the funds must be used for their original intent.

Brown Act—The Ralph M. Brown Act is a California law that ensures that the public can attend and participate in meetings of local government. The County adheres to the guidelines contained in the Brown Act keep the public informed of meetings and issues addressed by various boards and committees.

Budget—Proposed spending plan of expenditures and revenue over a given period of time.

Budget Unit—Accounting or organizational units deemed necessary or desirable for control of the financial operation. A budget must be adopted by the Board of Supervisors for each of its budget units. A budget unit is represented in the Oracle financial management system by a unique combination of "fund" and "org."

Budgetary Control—The control or management of a government or enterprise in accordance with an approved budget to keep expenditures within the limitations of available appropriations and available revenue.

CAFR—Comprehensive Annual Financial Report, a thorough and detailed presentation of the County's financial condition. It reports on the County's activities and balances for each fiscal year.

CAIRE—Child Abuse, Interviews, Referrals and Examinations, a program that provides therapeutic services to child victims of abuse and trauma.

CCP—Community Corrections Partnership, a concept introduced in Senate Bill 678 on Criminal Recidivism, the CCP is comprised of local stakeholders collectively meeting and strategically making decisions.

CCP—Community Corrections Plan, commonly known as Realignment, provides the County's approach in utilizing realigning State public safety functions.

GLOSSARY OF BUDGET TERMS & ACRONYMS

CEO—Chief Executive Officer, the County’s top-ranking administrator responsible for the effective management of County government.

CEO—Chief Executive Office, a department within the Board priority of Efficient Delivery of Public Services, it provides overall leadership and management of County government including the day-to-day management of County resources, long-range financial planning, personnel and employee relations, capital projects, and organizational planning.

CHIP—California Healthcare for Indigents Program, a program that provides medical care for the indigent population.

COLA—Cost of living adjustment, an adjustment tied to a cost of living index, typically the consumer price index, that can be applied to employment contracts, pension benefits, and government entitlements.

COP—Certificates of Participation, a type of financing where an investor purchases a share of the lease revenues of a program rather than the bond being secured by those revenues.

CRM—Customer Relationship Management, a term that refers to practices, strategies, and technologies that entities use to manage and analyze customer interactions and data throughout the customer lifecycle, with the goal of improving business relationships with customers and assisting in customer retention.

CSA—Community Services Agency, a department housed within the Board priority of A Healthy Community, it serves the community by protecting children and adults and assisting families towards independence and self-sufficiency.

CSAC—California State Association of Counties, provides advocacy, educational, and financial services to California’s 58 counties.

CalWORKs—California Work Opportunity and Responsibility to Kids, a welfare program housed within the Community Services Agency that gives cash aid and services to eligible needy County families.

CAL MMET—California Multi-Jurisdictional Methamphetamine Enforcement Taskforce, is a program funded by the State Office of Emergency Management Agency to combat multi-drug trafficking and manufacturing organizations in Stanislaus County and the Central Valley of California. This program is provided through the Sheriff’s Department.

Capital Assets—Land, improvements to land, easements, buildings, vehicles, machinery, works of art, infrastructure, and all assets that are used in operations and have initial useful lives beyond any one reporting period (a year).

Capital Expenditures—Funds used to acquire or upgrade physical assets such as property, industrial buildings, or equipment.

Capital Lease—An agreement that conveys the right to use property, plant, or equipment, usually for a stated period of time.

GLOSSARY OF BUDGET TERMS & ACRONYMS

Capital Improvement Program—A comprehensive multi-year forecast of capital needs and requests.

Capital Project—Any project having assets of significant value and a useful life of five years or more. Capital projects include the purchase of land, designs, engineering, and construction of buildings and infrastructure such as streets, bridges, drainage, street lighting, water systems, etc.

Capital Projects Fund—One of five governmental fund types used to account for financial resources to be used for the acquisition or construction of major capital facilities.

Cash Basis—A method of accounting by which revenues and expenditures are recorded when they are received and paid.

Committed Fund Balance—Includes amounts that can be used only for the specific purposes determined by a formal action of the government's highest level of decision-making authority. Commitments may be changed or lifted only by the government taking the same formal action that imposed the constraint originally.

Contingency Fund (Also "Appropriations for Contingencies)—Funds set-aside to address emergencies and other unanticipated expenses.

Cost Accounting—The method of accounting that provides for the assembling and recording of all the elements of cost incurred to accomplish a purpose, to carry on an activity or operation, or to complete a unit of work for a specific job.

Cost Allocation Plan (CAP)—This plan, established under Federal guidelines, identifies, distributes, and allows the County to be reimbursed for the costs of services by support groups (such as Purchasing, Personnel, CEO, County Counsel) to those departments performing functions supported by Federal/State funds.

County Match—The term "match" refers to the percentage of local discretionary County monies in the General Fund, which must be used to match a certain amount of State and/or Federal funds or a needed contribution.

Court Appointed Special Advocate (CASA)—An organization that provides advocacy services for all abused and neglected children in the dependency system through the use of trained volunteers.

Critical Need—A budgetary need that cannot be met within a department's base budget amount as a result of State and/or Federal mandates, legal requirements, or program changes to implement the Board of Supervisors' priorities or direction.

DA—District Attorney, an elected official and chief legal officer responsible for the prosecution of all criminal cases filed in Stanislaus County Superior Court. The District Attorney Department is housed within the Board priority of A Safe Community.

DOJ—Department of Justice, the primary Federal criminal investigation and enforcement agency.

GLOSSARY OF BUDGET TERMS & ACRONYMS

Debt Service Fund—One of the five governmental funds used to finance and account for the payment of interest and principal on bonds or other long-term borrowing.

Debt Services—The payment of principal and interest on borrowed funds such as bonds.

Deficit—(1) The excess of liabilities of a fund over its assets; (2) The excess of expenditures over revenues during an accounting period or, in the case of proprietary funds, the excess of expenses over revenues during an accounting period.

Deferral—Postponement of the recognition of an expense already paid or revenue already received.

Deferred Maintenance—Backlog of needed repairs to facilities, including replacement and repair of roofing, heat and cooling system, painting, floor coverings, and other structural items.

Department—A basic organizational unit of government that may be sub-divided into divisions or programs. The County has 26 distinct departments.

Depreciation—The portion of the cost of a capital asset charged as an expense during the period. Over time, the entire cost of the asset is ultimately charged as an expense.

Direct Charges—Expenses that are specifically associated with a service, program, or department and, thus, are clearly identifiable to a particular function – for example, the gasoline used by a department's vehicles.

Disbursements—Monetary Payment issued by the County to an individual, vender, or service provider.

Discretionary Revenue—Primarily used in the context of the General Fund, this term refers to those revenue sources for which there are no restrictions on their use. Revenue available to fund programs at the Board of Supervisors' discretion. The majority of Discretionary Revenue supports funding for public safety and criminal justice services for the Sheriff, Probation, District Attorney and Public Defender as well as government-related services such as the Chief Executive Office, Assessor, Auditor-Controller, Treasurer-Tax Collector and the General Services Agency. Health and Human Services departments use Discretionary Revenue as matching funds to support Maintenance of Effort (MOE) requirements for leveraging additional revenues for Federal and State supported programs.

Download—To transfer or copy data from one computer to another, or to a disk or peripheral device; generally from a central, often remote computer to another peripheral device such as a personal computer.

Entitlement—A government program guaranteeing access to some benefit by members of a specific group and based on established rights or by legislation.

EMS—Emergency Medical Services, also known as ambulance or paramedic services, is a type of emergency service dedicated to providing out-of-hospital acute medical care, transport to definitive care, and other medical transport to patients with illnesses and injuries which prevent the patient from transporting themselves.

GLOSSARY OF BUDGET TERMS & ACRONYMS

ERAF—Educational Revenue Augmentation Fund, a mechanism enacted in July of 1992 by the State Legislature to shift local tax revenues from cities, counties, and special districts to a State controlled Education Revenue Augmentation Fund. The State uses this fund to reduce its obligation to the schools. ERAF funds have been used by the State to help school and community college districts meet minimum funding requirements.

E-Government—E-Government refers to the use by government agencies of information technologies (such as Wide Area Networks, the Internet, and mobile computing) that have the ability to transform relations with citizens, businesses, and other arms of the government. These technologies can serve a variety of different ends: better delivery of government services to citizens, improved interactions with business and industry, citizen empowerment through access to information, or more efficient government management.

E-Recovery—A cost containment alternative that enables the recovering of medication costs from manufacturer-based patient assistance programs.

Earmarked—Revenues designated by statute or Constitution for a specified purpose.

Emergency Medical Services Appropriation (SB 2132)—In 2000, due to diminishing Proposition 99 Tobacco Tax funds, the Legislature created, through Senate Bill 2132 (SB 2132) (Dunn/Peralta), the Emergency Medical Services Appropriation (EMSA). The EMSA was created to guarantee that a certain portion of Prop 99 dollars would continue to be used to fund emergency room physician services at the local level.

Employee Benefits—Amounts paid on behalf of employees; these amounts are not included in the gross salary. They are fringe benefit payments, and while not paid directly to employees, they are nevertheless a part of the cost of salaries and benefits. Examples are group health or life insurance payments, contributions to employee retirement, Social Security taxes, workers' compensation payments, and unemployment insurance payments.

Encumbrance—Commitments related to unperformed contracts for goods or services. They represent an estimation of expenditures that will result when contracts are completed.

Enterprise Fund—Proprietary fund type used to report an activity for which a fee is charged to external users for goods or services.

Entitlement—The amount of payment to which a state or local government is entitled as determined by the Federal or other government pursuant to an allocation formula contained in applicable statutes.

Equity—Residual interest in assets of an entity that remains after deducting liabilities.

Expenditures—Payment of cash or cash-equivalent for goods or services, or a charge against available funds in settlement of an obligation as evidenced by an invoice, receipt, voucher, or other such document.

GLOSSARY OF BUDGET TERMS & ACRONYMS

Expenses—Money spend or cost incurred in an organization’s efforts to generate revenue, representing the cost of doing business. Expenses may be in the form of actual cash payments, a computed expired portion of an asset, or an amount taken out of earnings. Expenses are summarized and charged in the income statement as deductions from the income before assessing income tax.

FC—Foster Care, a mandated program of out of home care for child safety, a system in which a minor has been placed into a ward, group home, or private home of a State-certified caregiver referred to as a foster parent. Foster Care is arranged through the Community Services Agency.

FFP—Federal Financial Participation, refers to the portion of Federal reimbursement for activities that meet FFP objectives.

FMS—Financial Management System, the methodology and software that an organization uses to oversee and govern its income, expenses, and assets with the objectives of maximizing profits and ensuring sustainability. The County uses Oracle software as its FMS, managed by the General Ledger Division within the Auditor-Controller Department.

FQHC—Federally Qualified Health Center, includes all organizations receiving grants under Section 330 of the Public Health Service Act, certain tribal organizations, and FQHC Look-Alikes. FQHCs qualify for enhanced reimbursement from Medicare and Medicaid, as well as other benefits. FQHCs must serve an underserved area or population, offer a sliding fee scale, provide comprehensive services, have an ongoing quality assurance program, and have a governing board of directors.

FRC—Family Resource Center, serves as a hub for families to access culturally competent services to build strong, caring communities by helping people find the assistance and support they need. There are four Family Resource Centers in Stanislaus County; Ceres, Newman, Oakdale, and Patterson.

FTE—Full Time Equivalent, a unit that indicates the workload of an employed person in a way that makes workloads or class loads comparable across various contexts. An FTE of 1.0 is equivalent to a full-time worker, while an FTE of 0.5 signals half of a full work load.

Federal Financial Participation—Federal Financial Participation is a term used by the Federal government to denote when the Federal government will participate with the costs related to administering a program.

Federally Qualified Health Center (FQHC) Look-Alike—An FQHC Look-Alike is an organization that meets all of the eligibility requirements of an organization that receives a Public Health Service Act Section 330 grant, but does not receive grant funding.

Fiduciary Funds—Generally Accepted Accounting Principles (GAAP) indicates that fiduciary funds should be used “to report assets held in a trustee or agency capacity for others and therefore cannot be used to support the government’s own programs.” Fiduciary funds include, but are not limited to, pension trust funds as well as agency funds.

Fiscal—Financial; of or relating to financial matters in general.

GLOSSARY OF BUDGET TERMS & ACRONYMS

Fiscal Year—A twelve month period between settlement of financial accounts; Stanislaus County's Fiscal Year begins July 1 and ends June 30, as does the State of California. The Federal Fiscal Year begins on October 1 and ends on September 30.

Fixed Assets—Assets that are purchased for long-term use and are not likely to be converted quickly into cash, such as land, buildings, and equipment; see Capital Assets.

Full Time Equivalent (FTE)—The decimal equivalent of a part-time position converted to a full time basis; e.g., one person working half time would count as 0.50 FTE.

Function—A group of related activities aimed at accomplishing a major service or regulatory program for which a governmental unit is responsible (e.g., public safety).

Fund—A fiscal and accounting entity with a self-balancing set of accounts segregated to carry out specific activities or attain certain objectives in accordance with special regulations, restrictions, or limitations. Governments use funds to segregate their financial resources and demonstrate legal compliance. The County uses the Oracle financial management system, which utilizes a specific coding structure to identify the location for each recorded entry (**xxxx-xxxxxxx-xxxxx-xxxxxxx-xxxxxx-xxxxxx-xxxxx**); the first segment of the Oracle coding structure (identified here in bold) captures a transaction's 4-digit fund number.

Fund Balance—Difference between assets and liabilities reported in a governmental fund.

GA—General Assistance; the General Assistance program is mandated by Welfare and Institutions Code 1700 and provides cash aid payments to the indigent. The General Assistance program is housed within the Community Services Agency in the Healthy Community priority area.

GFOA—Government Finance Officers Association, a professional association of state, provincial, and local finance officers in the United States and Canada.

G/L—General Ledger, a record containing the accounts needed to reflect the financial position and the results of operations of a government.

GSA—General Services Agency, a department within the Efficient Delivery of Public Services priority area that provides centralized services over a broad spectrum of support area, including maintenance and housekeeping of County-owned facilities, contract and purchasing assistance, and vehicle maintenance services to County departments.

GASB—Governmental Accounting Standards Board, the authoritative accounting and financial reporting standard-setting body for government entities and the source of generally accepted accounting principles (GAAP) used by State and Local governments.

GASB 34—In June 1999, the Government Accounting Standards Board published Statement 34, Basic Financial Statements – and Management's Discussion and Analysis – for State and Local Governments, which requires state and local governments to begin reporting the value of their infrastructure assets and liabilities, including roads, bridges, water and sewer facilities, and dams in their annual financial reports on

GLOSSARY OF BUDGET TERMS & ACRONYMS

an accrual accounting basis. It also called for trust funds to be converted to governmental funds where the County has sole discretion over the use of the funds.

GASB 51—For financial statements with fiscal periods beginning after June 15, 2009, Governmental Accounting Standards Board has issued Statement 51, Accounting and Financial Reporting for Intangible Assets. Intangible assets including easements, water rights, timber rights, patents, trademarks, and computer software need to be classified as capital assets. Additionally, internally generated intangible assets, e.g., computer software, is subject to capitalization.

GASB 54— Governmental Accounting Standards Board has issued Statement 54, Fund Balance Reporting and Governmental Fund Type Definitions, to address issues related to how fund balance was reported. GASB 54 was implemented July 1, 2010 in Stanislaus County.

GASB 65— Governmental Accounting Standards Board has issued Statement 65, Items Previously Reported as Assets and Liabilities to recognize deferred outflows and deferred inflows. The new accounting equation is $\text{Assets} + \text{Deferred Outflows} = \text{Liabilities} + \text{Deferred Inflows} + \text{Net Position}$.

GASB 68— Governmental Accounting Standards Board has issued Statement 68, Accounting and Financial Reporting for Pensions. It established new accounting and financial reporting requirements for governments that provide their employees with pension benefits. The proportionate share of the net pension liability will appear on the accrual-based financial statements.

General Fund—One of five governmental fund types that typically serves as the chief operating fund of a government.

Generally Accepted Accounting Principles (GAAP)—Uniform minimum standards and guidelines for financial accounting and reporting. They govern the form and content of the financial statements of an entity. GAAP encompass the conventions, rules, and procedures necessary to define accepted accounting practice at a particular time. They include not only broad guidelines of general application, but also detailed practices and procedures. GAAP provide a standard by which to measure financial presentations. The primary authoritative body on the application of GAAP for State and local governments is GASB.

Goals—A stated objective or desired outcome for County departments.

Governmental Accounting—The composite activity of analyzing, recording, summarizing, reporting, and interpreting the financial transactions of governments.

Governmental Funds—Funds generally used to account for tax-supported activities. There are five different types of governmental funds: the general fund, special revenue funds, debt service funds, capital project funds, and proprietary funds.

Grant—A contribution by a government or other organization to support a particular function. Grants may be classified as either “block” (annual set amount designated for an organization) or “competitive” (variable amounts determined by the merits of the grant submittal compared to other competing submittals).

GLOSSARY OF BUDGET TERMS & ACRONYMS

HEDIS—A tool created by the National Committee for Quality Assurance (NCQA) to collect data about the quality of care and services provided by health plans. HEDIS consists of a set of performance measurements that compare how well health plans perform in key areas: quality of care, access to care, and member satisfaction with the health plan and doctors. NCQA requires health plans to collect this information in the same manner so that results can be fairly compared to another. Health plans can arrange to have their HEDIS results verified by an independent auditor.

HICAP—Health Insurance Counseling and Advocacy Program, a direct service provided by the Area Agency on Aging, housed within the Healthy Community priority area.

HIDTA—High Intensity Drug Trafficking Area; the mission of the Central Valley California HIDTA is to reduce the manufacture, trafficking, and distribution of methamphetamine, precursor chemicals, and other dangerous drugs by attacking and dismantling the large-scale and often violent organizations responsible through the implementation of cooperative and innovative strategies. This program is provided by the Sheriff's Department within the Safe Community priority area.

HSA—Health Services Agency; provides health care services to the community via its network of federally qualified health center look-alike outpatient clinics, public health services, an indigent health care program, and a family medicine residency program. HSA is housed within the Healthy Community priority area.

Historical Cost—An accounting technique that values an asset for balance sheet purposes at the price paid for the asset at the time of its acquisition.

Housing Set-Aside—Redevelopment funds required by law to be set-aside to assist low and moderate-income households with rehabilitation, construction, and acquisition of residential housing.

ICJIS—Integrated Criminal Justice Information System, an application that is integrated across Stanislaus County's justice departments for the purpose of promoting efficient government operations within the Safe Community priority area.

IHCP—Indigent Health Care Program; provides basic health care to indigent residents of Stanislaus County that are not Medi-Cal eligible and do not have health insurance. The program is provided through the Health Services Agency within the Healthy Community priority area.

IHSS—In-Home Supportive Services; the IHSS program is a mandated entitlement program that provides services to frail and/or elderly individuals so that they may remain safely in their homes rather than alternative and costly long-term care facilities. This program is provided through the Community Services Agency in the Healthy Community priority area.

IP—Individual Provider, the provider of services to a recipient in the In-Home Supportive Services program.

IT—Information Technology, the development, implementation, and maintenance of computer hardware and software systems to organize and communicate information electronically. The County's IT department is Strategic Business Technology (SBT), housed within the Efficient Delivery of Public Services priority area.

GLOSSARY OF BUDGET TERMS & ACRONYMS

Imprest Cash—Imprest cash is defined for these purposes as cash on hand. There are two types of imprest cash at the County: petty cash funds and change funds.

Income Statement—A financial summary that shows an agency's operating results over a specified period of time, usually one year. More specifically, the statement shows an agency's revenues as well as their costs/expenses.

Indigent—Persons with a lack of property or means of comfortable subsistence.

Indirect Charges—Expenses that cannot be specifically associated with a given service, program, or department and, thus, are not clearly identifiable to a particular function. For example, charges for the cost of heat in a building containing multiple departments would be an indirect charge.

Infrastructure—Long-lived capital assets that normally are stationary in nature and normally can be preserved for a significantly greater number of years than most capital assets (roads, bridges, water and sewer systems, dams, etc.).

Interfund Activity—An activity, transaction, or service between two or more County funds.

Interfund Charge—A transaction involving services or supplies between two different funds. Charging different funds allows the revenues and expenditures to be seen on each department's individual set of financial records.

Interfund Loans—Amounts provided between funds with a requirement for repayment.

Interfund Transfers—Flows of assets (such as cash or goods) between funds without equivalent flows of assets in return and without a requirement for repayment.

Intergovernmental Revenue—Funds received from Federal, State, and other local government sources in the form of grants, shared revenues, and payments in lieu of taxes.

Internal Service Fund—Proprietary fund type that may be used to report any activity that provides goods or services to other departments or governments on a cost-reimbursement basis.

Intrafund Activity—An activity, transaction, or service within one County fund.

Intrafund Charge—A transaction involving services or supplies within one fund. The reason intrafund accounts are used is so individual departments (same fund but different orgs) can record revenue/expenditures, but not double count revenue/expenditures at the fund level.

Invoice—A term describing an original document either issued for the sale of goods on credit (a sales invoice) or received for goods bought (a purchase invoice).

Issued Base—This amount represents the minimum General Fund allocation level for providing a consistent level of service and is determined by the previous year's Adopted Final Budget less one-time

GLOSSARY OF BUDGET TERMS & ACRONYMS

funding and increases for Board Of Supervisors approved changes in negotiated increases and other program changes.

JJCPA—Juvenile Justice Crime Prevention Act, created by the Crime Prevention Act of 2000 to provide a stable funding source for local juvenile justice programs aimed at curbing crime and delinquency among at-risk youth. JJCPA funds are utilized in the Probation Department within the Safe Community priority area.

Joint Powers Agreement or Joint Powers Authority (JPA)—In accordance with Government Code Sections 6500-6534, if authorized by their legislative or other governing bodies, two or more public agencies by agreement may jointly exercise any power common to the contracting parties. The agreement shall state the purpose of the agreement or the power to be exercised. They shall provide for the method by which the purpose will be accomplished or the manner in which the power will be exercised. There are multiple JPA within Stanislaus County, including Stanislaus Animal Services Agency, Stanislaus Regional 9-1-1, and 10th Street Place.

Journal Voucher (JV)—A standard form for recording transactions to the general ledger.

LAFCO—Local Agency Formation Commission, a governmental body that provides regional growth management services in overseeing the formation and development of local governmental agencies, including special districts.

LAN—Local Area Network, a group of computers and associated devices that share a common communications line or wireless link to a server.

Lease—A contract granting use or occupation of property during a specified period in exchange for a specified rent.

Legal Budget Unit (LBU)—An accounting unit, representing one or more departmental programs, where budgeted appropriations are established and reported.

Liquidity—(1) The degree to which an asset or security can be bought or sold in the market without affecting the asset's price; (2) The ability to convert an asset to cash quickly.

Lockyer-Isenberg Trial Court Funding Act—The Lockyer-Isenberg Trial Court Funding Act of 1997 (Assembly Bill or AB 233) was enacted in September 1997 and included the following: consolidation of all court funding at the State level, capped counties' financial responsibility at the Fiscal Year 1994-1995 level, and required the State to fund all future growth in court operation costs.

Long-Term Debt—Debt with a maturity of more than one year after issuance.

MHSA—Mental Health Services Act (Proposition 63), established a 1% income surtax on incomes over a million dollars with the revenues slated to create new County mental health programs and expand existing programs. The Act addresses a broad continuum of prevention, early intervention, and service needs and the necessary infrastructure, technology, and training elements that will effectively support this system.

GLOSSARY OF BUDGET TERMS & ACRONYMS

MHSA funding is utilized at Behavioral Health and Recovery Services, housed within the Healthy Community priority area.

M&O—Maintenance and Operations, refers to a category of costs associated with general repair and normal business activities and functions.

MOE—Maintenance of Effort, a level of local agency contribution required as part of a grant, dedicated funding, or a mandate.

MOU—Memorandum of Understanding—agreement outlining the terms of employment entered into between the County and employees of various bargaining units.

Maddy Emergency Medical Services (EMS) Fund—The Maddy Emergency Medical Services Fund was created by the Legislature in SB 12/612 (Chapter 1240, Statutes 1987) and set out in Government Code 7600 and Health and Safety Code Part I, Division 2.5, Section 1797.98. This state law mandates a \$7 surcharge for every \$10 of traffic fines collected for criminal offenses. A portion of the surcharge is deposited into the local EMS Fund and used for the reimbursement of emergency medical services provided to persons unable to pay for their care. This revenue is used to provide services at the Health Services Agency, housed within the Healthy Community priority area.

Maintenance of Effort—A level of local agency contribution required as part of a grant, dedicated funding, or a mandate.

Mandate—An official order or commission to do something; the authority to carry out a policy or course of action.

Mandated Program—A requirement by the State or Federal government that the County perform a task, perform a task in a particular way, or perform a task to meet a particular standard, often without compensation from the higher level of government.

Market Value—The price investors are willing to pay for a share of stock or an asset on the open market.

Maturity—The date upon which the principal or stated value of an investment becomes due and payable.

Mid-Year Financial Report—A financial review which considers actual expenditures/expenses for the first six months of the fiscal year and projections for the remaining six months. This review is often used to make corrective actions to ensure that expenditures remain within budgeted appropriations.

MISSION—The scope, purpose, and goal of a County department.

Mission Statement—A succinct description of the scope and purpose of a County department.

Modified Accrual Basis—Basis of accounting used in conjunction with the current financial resources measurement focus that modifies the accrual basis of accounting in two important ways: (1) revenues are not recognized until they are measurable and available, and (2) expenditures are recognized in the period

GLOSSARY OF BUDGET TERMS & ACRONYMS

in which governments in general normally liquidate the related liability rather than when that liability is first incurred (if earlier).

Municipal Advisory Council (MAC)—an elected body representing a specific area of the County that provides advice to the Board of Supervisors concerning services which are or may be provided by the County or other local governmental agencies, including but not limited to matters of public health, safety, welfare, public works, and planning.

NIMS—National Incident Management System (see below)

National Incident Management System (NIMS)—NIMS is a system mandated by Homeland Security Presidential Directive 5 that provides: a consistent, nationwide approach for Federal, local, and tribal governments; and the private-sector and nongovernmental organizations to work effectively and efficiently together to prepare for, respond to, and recover from domestic incidents, regardless of cause, size or complexity. To provide for interoperability and compatibility among federal, local, and tribal capabilities, the NIMS includes a core set of concepts, principles, and terminology.

Need—A request by a department for resources to complete a department's mission.

Net County Cost—The difference between budgeted appropriations, departmental revenue, and the use of any departmental fund balance/retained earnings. Discretionary Revenue funds the difference.

Non-spendable Fund Balance—Includes amounts that are not in a spendable form or are legally or contractually required to be maintained intact (such as the long-term amount of notes receivable or prepaid amounts).

OES—Office of Emergency Services, a division of the Chief Executive Office housed within the Safe Community priority area responsible for developing and maintaining plans for responding to local emergencies including natural disasters, Homeland Security, and biological events.

OHP—Out of home placement, as it applies to foster care.

Object—An expenditure classification required by the State Controller's Office that summarizes a group of accounts. The County's budget must be adopted by the object of expenditure within each budget unit. This becomes the legal level for budgetary control – the level at which expenditures may not exceed budgeted appropriations.

Objectives—Goals intended to be attained in the Budget Year.

Operations—Processes, activities, or manner of functioning within a County department.

Operating Transfers—A transfer of cash to another fund (other than trust funds) NOT involving goods or services – e.g., County Match.

GLOSSARY OF BUDGET TERMS & ACRONYMS

Oracle FMS—Financial Management System software application purchased from Oracle to maintain the County’s general ledger.

Ordinance—A formal legislative enactment by the governing board (i.e., the Board of Supervisors) of a municipality. If it is not in conflict with any higher form of law, it has the full force and effect of law within the boundaries of the municipality to which it applies.

Organization—Refers to Stanislaus County and all County departments associated together for a common purpose, with a set of rules and guidelines which specify the relations of the individual departments to the whole group.

Org—A cost center deemed necessary or desirable for control of financial operations. The County uses the Oracle financial management system, which utilizes a specific coding structure to identify the location for each recorded entry (xxxx-**xxxxxxx**-xxxxx-xxxxxxx-xxxxxx-xxxxxx-xxxxx); the second segment of the Oracle coding structure (identified here in bold) captures a transaction’s 7-digit org number.

Other Charges—A payment to an agency, institution, or person outside the County Government or Cost Allocation Plan (CAP) charges.

Other Financing Sources—Increase in current financial resources that is reported separately from revenues to avoid distorting revenue trends. The use of *other financing sources* category is limited to items so classified by the Generally Accepted Accounting Principles (GAAP).

Other Financing Uses—Decrease in current financial resources that is reported separately from expenditures to avoid distorting expenditure trends. The use of *other financing uses* category is limited to items so classified by Generally Accepted Accounting Principles (GAAP).

Overhead—General fixed costs such as rent, lighting, and heating expenses that cannot be charged to a specific product or work operation.

PA—Public Authority, a public entity separate from the County exercising public and essential governmental functions in order to carry out the provider components of In-Home Supportive Services. The Public Authority resides within the Healthy Community priority area.

PH—Public Health, a division within Health Services Agency that has the responsibility of assessing, measuring, reporting, and monitoring the health status of the community. Public Health is housed in the Healthy Community priority area.

PLF—Public Library Foundation, a non-profit organization that supplements existing library funds through fundraising, grants, and/or donors. The Stanislaus Library Foundation supports the Stanislaus County Library, housed within the Strong Local Economy priority area.

POB—Pension Obligation Bonds, taxable bonds issued by a state or local government to pay its obligation to the pension fund or system in which its employees are members.

GLOSSARY OF BUDGET TERMS & ACRONYMS

POST—Peace Officer Standards and Training, sets minimum selection and training standards for California law enforcement.

PSR—Project Study Report, a document that contains a report of preliminary engineering effort, a detailed alternatives analysis, and cost, schedule, and scope information, including estimated schedule and costs for environmental mitigation and permit compliance.

PSR—Public Safety Restoration; as part of the Fiscal Year 2014-2015 Mid-Year Financial Report, the Board of Supervisors approved recommendations to support Public Safety Restoration (PSR) to fund critical public safety services in four departments: the District Attorney, Public Defender, Probation, and Sheriff. These departments are housed within the Safe Community priority area.

PT—Property Tax; California State law prescribes that all real estate owners pay property tax to support local public services such as schools, law enforcement, fire protection, and general government administration. Property tax is calculated based on the following formula: (property value – exempt amount) x tax rate + direct assessments = property tax.

PTAF—Property Tax Administration Fee

PTAP—Property Tax Administration Program

Patient Assistance Program—Patient Assistance Programs are run by pharmaceutical companies and provide free medication to people who cannot afford to buy their medicine.

Patient Protection and Affordable Care Act (PPACA)—Also known as Health Care Reform.

Pension Obligation Bonds—On September 25, 1995, the County issued Taxable Pension Obligation Bonds. The proceeds were used to pay the Stanislaus County Employees' Retirement Association for the County's unfunded actuarial accrued liability.

Performance Measure—An annual indicator of achievement or measures of prediction for a program or work unit as defined in the organization of the budget. Measures may be expressed as a number count, fraction, or a percent of achievement related to the size of the problem or service being provided.

Planning Process—An act of formulating a program or a definite course of action.

Policy Issues—The addition, expansion, reduction, or modification of programs that have significant implications/impact to the County or public.

Position Description Questionnaire (PDQ)—A form used in evaluating job reclassification requests. The form must be signed by the Supervisor and Department Head.

Prescription Assistance Program—See Patient Assistance Program.

GLOSSARY OF BUDGET TERMS & ACRONYMS

Prior Year—Transactions that are posted in the current year for previous years' contracts or commitments for service. Encumbrances from the previous year are carried into the next year's appropriation.

Prior Year Appropriations—Budget carried forward with purchase orders (obligation encumbrances) from the prior fiscal year.

Problem—A state of difficulty that needs to be resolved.

Program—A planned, coordinated group of activities, procedures, etc., often for a specific purpose, or a facility offering such a series of activities. The County provides a multitude of programs through its many departments in order to meet the needs of the community and its members.

Program-based Budget Approach—The proposed spending plan that was developed by reviewing the specific services each department offers along with a categorization of how it meets the Board of Supervisors' stated priorities.

Project—Work that is undertaken with a specific result or objective expected.

Property Tax—An "ad valorem" tax on real and personal property, based on the value of the property in accordance with Proposition 13.

Proposition 10—In November 1998, Proposition 10 was passed by voters, which enacted the California Children's and Family Act. Proposition 10 increased the cigarette tax by 50 cents per pack to fund a variety of community-based, early childhood initiatives for newborns to children five year of age. Funds are distributed to county commissions, which are overseen by a State commission. The Act requires participating counties to establish local county commissions that allocate California Children and Families Program (CCFP) funds to local service providers for community awareness, education, health care, social services, and research efforts.

Proposition 36—In November 2000, California voters passed Proposition 36, the Substance Abuse and Crime Prevention Act of 2000 (SACPA). This initiative allows most people convicted of first and second time nonviolent, simple drug possession to receive drug treatment instead of incarceration.

Proposition 63—On November 2, 2004, the voters of California passed Proposition 63, the Mental Health Services Act (MHSA). The proposition established a 1% income surtax on incomes over a million dollars and the revenues are to be used to create new county mental health programs and expand existing programs. The Act addresses a broad continuum of prevention, early intervention, and service needs and the necessary infrastructure, technology, and training elements that will effectively support this system.

Proposition 99—The Tobacco Tax and Health Promotion Act of 1988 (Proposition 99) was approved by California voters in November 1988. This law authorizes a tax of 25 cents per pack of cigarettes, or similar amount on other tobacco product items. These tax revenues are collected by the State and disbursed to fund statewide tobacco control health education and research efforts through local lead agencies, competitive grantees, and media campaigns.

GLOSSARY OF BUDGET TERMS & ACRONYMS

Proposition 172—Proposition 172, which added Section 35 to Article XIII of the California Constitution, provides for a one half cent sales and use tax for local public safety services, but the allocation of that revenue is determined by statute. Proposition 172 revenues are collected by the State Board of Equalization and apportioned to each county based on proportionate shares of statewide taxable sales. Each county is required to deposit this revenue in a Public Safety Augmentation Fund to be allocated by the county auditor to the county and cities within the county.

Proprietary Funds—Funds that focus on the determination of operating income, changes in net assets (or cost recovery), financial position, and cash flows. There are two different types of proprietary funds: enterprise funds and internal services funds.

Public Facilities Fees (PFF)—The Public Facilities Fee program imposes a fee on new development per Section 66000 et seq. of the California Government Code. Commonly known as a “growth impact fee,” revenues collected under this program support the pro-rata extension of existing County services to support the new growth created by the development. This fee provides for the expansion of facilities or services to meet growth needs, but does not replace, repair, or maintain the existing level-of-service provided by the County.

Public Records Act—The Public Records Act (California Government Code Sections 6250-6276.48) enacted in 1968 was designed to give the public access to information in possession of public agencies, unless there is a specific reason not to do so. Most of the reasons for withholding disclosure of a record are set forth in specific exemptions contained in the Act. However, some confidentiality provisions are incorporated by reference to other laws.

RDA—Redevelopment Agency, an independent agency governed by the Board of Supervisors acting as Agency Board members, designed to provide fiscal resources to implement and construct programs and projects that help eliminate blighting conditions in the County. RDA was abolished by ABX1 26 in Fiscal Year 2011-2012.

RFP—Request for proposal

ROI—Return on investment, the amount of return relative to the investment; expressed as a percentage of benefit/cost.

Realignment Revenue—1991 Realignment Revenue - The State Legislature enacted Assembly Bill 1491 in Fiscal Year 1991-1992 to give counties a source of funding for their public health, mental health, and certain social services programs. The revenue to fund these programs comes from a one half cent sales tax and a portion of the Vehicle License Fees. Welfare and Institutions Code Section 17600 created the Local Revenue Fund and each County receives Realignment funds from the State Local Revenue Fund. 2011 Public Safety Realignment Revenue - the State Legislature enacted Assembly Bill 118 in Fiscal Year 2011-2012 to give counties a source of funding for the shift in custodial and community supervision responsibilities for non-serious, non-violent, and non-sex offenders, as well as supervision of lower level adult parolees returning from State prison sentences to counties, and to make changes in the funding streams of certain mental health, social services, and substance use disorder programs.

GLOSSARY OF BUDGET TERMS & ACRONYMS

Recognition—Determination of when a transaction is to be recorded.

Recommended Proposed Budget—The first of a two-part budget process, this budget is required to be submitted to the Board by June 30th of each year and reflects any revisions, reductions, or additions to the prior year's budget.

Redevelopment Agency (RDA)—An independent agency governed by the Board of Supervisors acting as Agency Board members, designed to provide fiscal resources to implement and construct programs and projects that help eliminate blighting conditions in the County. RDA was abolished by ABX1 26 in Fiscal Year 2011-2012.

Reimbursement—Fees received as payment for the provision of specific services.

Resolution—An order by the Board of Supervisors requiring less legal formality than an ordinance of statute.

Restricted Fund Balance—Includes amounts that can be spent only for the specific purposes stipulated by constitution, external parties (such as creditors, grant providers or contributors), or through enabling legislation.

Retained Earnings—The accumulated earnings of an enterprise or internal service fund.

Revenue—Funds received from various sources and treated as income by the County which are used to finance expenditures.

SACPA—Substance Abuse and Crime Prevention Act of 2000 (Proposition 36)

SB 90—Senate Bill 90 - Reimbursement claims that allow the County to fund State-mandated programs while freeing up General Fund revenues.

SBT—Strategic Business Technology

SDEA—Stanislaus Drug Enforcement Agency

SEMS—The Standardized Emergency Management System is the system required by Government Code Section 8607(a) for managing response to multi-agency and multijurisdiction emergencies in California. SEMS consists of five organizational levels, which are activated as needed: field response, local government, operational area, regional, and State. SEMS incorporates the use of Incident Command Center (ICS), the Master Mutual Aid Agreement, existing mutual aid systems, the operational area concept, and multi-agency or inter-agency coordination. Local governments must use SEMS to be eligible for funding of their personnel related costs under State disaster programs.

SRC—Stanislaus Recovery Center

SSI—Supplemental Security Income

GLOSSARY OF BUDGET TERMS & ACRONYMS

SSP—State Supplementary Payments

StanCERA—Stanislaus County Employees' Retirement Association

STANCOG—Stanislaus Council of Governments

STC—Standards and Training for Correctional Officers

STOAAC—Services to Older Adults Advisory Council

Salaries and Employee Benefits—Accounts which establish expenditures for employee-related costs.

Schedule 9—This schedule is prepared to meet requirements for disclosing financing uses as covered in Section 29006 of the Budget Act. All financing uses, including both specific and contingent, are included in this schedule. A separate schedule is required for each budget unit having activity within the County's operating funds.

Secured Taxes—Taxes levied on real properties in the County which must be "secured" by lien on the properties.

Self-Insurance—A term often used to describe the retention by an entity of a risk of loss arising out of the ownership of property or from some other cause, instead of transferring that risk to an independent third party through the purchase of an insurance policy. It is sometimes accompanied by the setting aside of assets to fund any related losses.

Services—Work that is done, supported by staff, and the provision of space and equipment provided to be helpful to the public.

Service Level—The quantifiable performance of staff or provision of space and equipment available to be helpful to others.

Services and Supplies—Accounts which establish expenditures for operating expenses of County departments and programs other than salaries and benefits, other charges, and capital assets.

Solution—The act of solving, state of being solved, or the disentanglement of any intricate problem or difficult question.

Source Document—An original invoice, bill, or receipt to which journal entries, checks, or deposits refer.

Special District—An independent unit of local government organized to perform a single government function or a restricted number of related functions. Special Districts usually have the power to incur debt and levy taxes; however, certain types of special districts are entirely dependent upon enterprise earnings and cannot impose taxes. Examples of special districts are water districts, drainage districts, flood control districts, and fire protection districts.

GLOSSARY OF BUDGET TERMS & ACRONYMS

Special Revenue Fund—One of five governmental fund types used to account for the proceeds of specific revenue sources that are legally restricted to expenditure for specified purposes.

Straight-line Depreciation—Depreciating something by the same (i.e., fixed) amount every year rather than as a percentage of its previous value. Example: a vehicle initially costs \$10,000. If it is depreciated at a rate of \$2,000 per year, it will depreciate to zero in exactly five years.

Subvention—Payments by an outside agency (usually from a higher governmental unit) for costs that originate in the County.

Successor Agencies—these agencies were established to make payments and perform other functions and obligations (including “Enforceable Obligations”) of former redevelopment agencies, as outlined in ABX1 26 which abolished redevelopment agencies during the 2011-2012 Fiscal Year.

Supplemental Property Assessments—Supplemental property assessments are created when the Assessor reassesses a property due to a change in ownership, an addition, such as a new home on a vacant lot, a new pool, or the addition of a room made to an existing property. A supplemental assessment may result in an increase or decrease from values already assessed on the regular annual tax roll.

Supercircular—Issued by the Federal Office of Management and Budget, 2 CFR Chapter I, Chapter II, Part 200 defines Uniform Administrative Requirements, Cost Principles and Audit Requirements for Federal Awards. The Supercircular will provide the basis for County cost allocation plans, and defines the standards for Federal claiming/reporting and the Single Audit.

Supplemental Property Taxes—Supplemental property taxes are the additional taxes charged or refunds due based on any supplemental assessments enrolled by the Assessor (see Supplemental Property Assessments).

TSP—Tenth Street Place

TANF—Temporary Assistance for Needy Families

TOT—Transient Occupancy Tax

TRRP—Tuolumne River Regional Park

Tangible Assets—Assets that have physical substance.

Tax Allocation Bonds—Bonds that were issued in conjunction with a redevelopment project. The taxes pledged to their repayment come from the increase of assessed value over and above a pre-established base. The redevelopment created this added value, now referred to as Redevelopment Property Tax funds (previously known as the tax increment).

Tax Levy—The amount of tax dollars billed to taxpayers based on the imposition of the property tax rate on the assessed valuation.

GLOSSARY OF BUDGET TERMS & ACRONYMS

Tax Loss Reserve Funds—As required by California Tax and Revenue Code Section 4703.2, in each county that elects to adopt the procedure authorized by this chapter and elects to be governed by this Section rather than Section 4703, there shall be created a tax loss reserve fund. The tax loss reserve fund shall be used exclusively to cover losses that may occur in the amount of tax liens as a result of special sales of tax-defaulted property. In a county electing to be subject to this section, the tax loss reserve fund shall be maintained at not less than 25 percent of the total delinquent secured taxes and assessments for participating entities in the county as calculated at the end of the fiscal year. At the end of the fiscal year, amounts in the tax loss reserve fund that are in excess of 25 percent of the total delinquent secured taxes and assessments for participating entities in the county may be credited to the county general fund.

Tax Roll—A list of all taxable property within a jurisdiction.

Teeter Plan—The County and its political subdivisions operate under the provisions of Section 4701-4717 of the California Revenue and Taxation Code (otherwise known as the “Teeter Plan”). Under this method, the accounts of all political subdivisions that levy taxes on the County tax roll are credited with 100 percent of their respective secured tax levy, regardless of the actual payments and delinquencies.

Trial Court Funding Act—Lockyer-Isenberg Trial Court Funding Act of 1997

Triple-Flip—A complicated financing plan developed by the State in their 2003-2004 budget.

Transient Occupancy Tax—A tax collected by a hotel/motel operator for a percentage of the room rent paid by each transient, which is then due the County.

Trust Funds—Funds to account for assets held by a government in a trustee capacity for individuals, private organizations, other governments, and/or other funds.

UCCE—University of California Cooperative Extension

USDA—United States Department of Agriculture

Unassigned Fund Balance—The residual classification for the General Fund, including all amounts not contained in the other classifications. Unassigned amounts are technically available for any purpose.

Unencumbered—The portion of an appropriation not yet expended or encumbered.

Unincorporated Area—Geographic portions of Stanislaus County which are not within incorporated cities.

Unsecured Property Tax—A tax on properties such as office furniture, equipment, and boats, which are not located on property owned by the assessee.

Upload—To transfer data or programs, usually from a peripheral computer to a central, often remote, computer.

GLOSSARY OF BUDGET TERMS & ACRONYMS

User Department—A department that pays for services received from another County department, with payment made through an Intrafund or Interfund transfer.

VA—Veterans Affairs

VLF—Vehicle License Fee

VOCA—Victims of Crime Act

Values—To build public trust and ensure equitable treatment for all, the Stanislaus County Code of Ethics provides six behavioral expectations: Trustworthiness, Respect, Responsibility, Fairness, Caring, and Citizenship. This code prescribes ideal courses of actions and behaviors accepted and practiced by the organization.

Vision—The ultimate objective/goal.

WIC—Women, Infants and Children - A Federal program aimed at safeguarding the health of low-income women, infants, and children up to age five who are at nutritional risk by providing nutritious foods to supplement diets, information on healthy eating, and referrals to health care.

Weighted Labor Rate—An hourly cost for an employee that includes salary, payroll benefits, health insurance, vacation, and department overhead and indirect costs. Employee weighted labor rates may vary because of a difference in salary rates, the benefits selected from the cafeteria plan, the difference in overhead costs between departments, and the annual vacation accrual of employees.

Wraparound—Wraparound is an approach to implementing individualized, comprehensive services for youth with complicated multi-dimensional problems and is an alternative to residential placement whereby a wide array of services are provided to children and their caretakers in less restrictive community settings – parents' home, foster homes, and group homes. Wraparound is a family-centered, strengths-based approach to developing an individualized service plan that allows a child to live in a normalized setting outside of residential care.

Williamson Act—The Williamson Act provides for lowered property taxes for lands maintained in agricultural and certain open space uses. The landowner enters into a contract with the County or city to restrict land uses to those compatible with agriculture, wildlife habitat, scenic corridors, recreational use, or open space. In return, the local authorities calculate the property tax assessment based on the actual use of the land instead of its potential value assuming full commercial development.

Yield—The rate of annual income return on an investment expressed as a percentage.



Alphabetical Index



ALPHABETICAL INDEX

-A-

AGRICULTURAL COMMISSIONER

Agricultural Commissioner 338

ALLIANCE WORKNET

Alliance Worknet..... 320

StanWORKs 323

AREA AGENCY ON AGING

Area Agency on Aging 208

Veterans Services 210

ASSESSOR.....

454

AUDITOR-CONTROLLER

460

-B-

BEHAVIORAL HEALTH AND RECOVERY SERVICES

Behavioral Health and Recovery Services..... 216

Alcohol and Drug Program 220

Managed Care..... 223

Mental Health Services Act 226

Public Guardian 230

Stanislaus Recovery Center 233

BOARD OF SUPERVISORS

Board of Supervisors 465

-C-

CHIEF EXECUTIVE OFFICE

Office of Emergency Services/Fire Warden..... 74

Office of Emergency Services Homeland Security Grants..... 77

County Fire Service Fund 79

Operations and Services 471

Risk Management Division 475

CHIEF EXECUTIVE OFFICE—CAPITAL PROJECTS FUND

Courthouse Construction Fund 82

Criminal Justice Facilities Fund 84

CHIEF EXECUTIVE OFFICE—COUNTY OPERATIONS

Airport..... 477
Appropriations for Contingencies..... 479
Capital Improvement Financing Authority..... 482
County Court Funding..... 86
County Facilities..... 484
Crows Landing Air Facility..... 486
Debt Service..... 488
Department of Justice Drug and Alcohol..... 88
DNA Identification Fund Prop 69..... 90
Focus on Prevention..... 494
General Fund Contribution to Other Programs..... 497
General Fund Match-Vehicle License Fee..... 499
Jail Medical Program..... 92
Mandated County Match..... 501
Plant Acquisition..... 503

CHIEF EXECUTIVE OFFICE—ECONOMIC DEVELOPMENT BANK

Economic Development Bank..... 325

CHIEF EXECUTIVE OFFICE—RISK MANAGEMENT SELF-INSURANCE FUNDS

Dental Self-Insurance..... 505
General Liability Self-Insurance..... 507
Medical Self-Insurance..... 510
Other Employee Benefits..... 513
Professional Liability Self-Insurance..... 515
Unemployment Self-Insurance..... 518
Vision Care Self-Insurance..... 520
Worker's Compensation Self-Insurance..... 522

CHILD SUPPORT SERVICES..... 239

CHILDREN AND FAMILIES COMMISSION..... 250

CLERK-RECORDER

Recorder Division..... 527
Elections Division..... 529
Modernization Trust Fund..... 532
Vital and Health Statistics..... 534

COMMUNITY SERVICES AGENCY

Services and Support..... 257
County Children's Fund..... 267
General Assistance..... 269
IHSS Public Authority-Administration..... 272
IHSS Public Authority-Benefits..... 274

| | |
|-------------------------------------|-----|
| IHSS Provider Wages..... | 277 |
| Integrated Children's Services..... | 281 |
| Public Economic Assistance..... | 283 |

COOPERATIVE EXTENSION

| | |
|---|-----|
| University of California Cooperative Extension..... | 344 |
| UC Cooperative Extension Farm and Home Advisors Research Trust..... | 347 |

| | |
|-----------------------------|-----|
| COUNTY COUNSEL | 539 |
|-----------------------------|-----|

-D-

DISTRICT ATTORNEY

| | |
|--|-----|
| Criminal Division..... | 98 |
| Arson Task Force..... | 102 |
| Auto Insurance Fraud Prosecution..... | 104 |
| Consumer Fraud Prosecution Program..... | 106 |
| Criminal Division Asset Forfeiture..... | 108 |
| Federal Asset Forfeiture..... | 110 |
| Office of Traffic Safety Impaired Driver Vertical Prosecution Program..... | 112 |
| Real Estate Fraud Prosecution..... | 114 |
| Unserved/Underserved Victims Advocacy and Outreach Program..... | 116 |
| Vertical Prosecution Block Grant..... | 118 |
| Victim Compensation and Government Claims..... | 120 |
| Victim Services Program..... | 122 |

-E-

ENVIRONMENTAL RESOURCES

| | |
|---|-----|
| Environmental Resources..... | 357 |
| AB 939/Source Reduction and Recycle..... | 362 |
| Abandoned Vehicle Abatement..... | 365 |
| Beverage Container Recycling..... | 367 |
| Code Enforcement Abatement..... | 369 |
| Disclosure Program..... | 371 |
| E-Waste Collection Facility..... | 373 |
| Fink Road Landfill..... | 375 |
| Geer Road Landfill..... | 378 |
| Household Hazardous Waste..... | 380 |
| Trust Fund..... | 382 |
| Underground Storage Tank Pilot Program..... | 384 |
| Used Oil Recycling..... | 386 |
| Vehicle Registration Fee Surcharge..... | 388 |
| Waste Tire Enforcement Grant..... | 390 |

-G-

GENERAL SERVICES AGENCY

Administration..... 544
Central Services Division..... 546
Facilities Maintenance Division..... 549
Fleet Services Division 552
12th Street Office Building 556
Utilities 558

GRAND JURY 124

-H-

HEALTH SERVICES AGENCY

Administration..... 292
Clinic and Ancillary Services..... 295
Emergency Medical Services Discretionary Fund..... 298
Indigent Health Care Program (IHCP) 300
IHCP-Emergency Medical Services Hospital..... 304
IHCP-Emergency Medical Services Physicians..... 306
Public Health 308
Public Health Vital and Health Statistics 311

-I-

INTEGRATED CRIMINAL JUSTICE INFORMATION SYSTEM 128

-L-

LIBRARY 329

-P-

PARKS AND RECREATION

Parks and Recreation 394
Fish and Wildlife 397
Modesto Reservoir Patrol 399
Off-Highway Vehicle Fund 401
Regional Water Safety Training Center 403
Tuolumne River Regional Park 405

PLANNING AND COMMUNITY DEVELOPMENT

Planning and Community Development..... 410
Building Permits..... 413
Dangerous Building Abatement 416
General Plan Maintenance 419

| | |
|-------------------------------|-----|
| Salida Planning Efforts | 421 |
| Special Revenue Grants | 423 |

PROBATION

| | |
|--|-----|
| Administration | 134 |
| Community Corrections Partnership | 136 |
| Corrections Performance Incentive Fund | 138 |
| Field Services | 140 |
| Institutional Services | 143 |
| Juvenile Accountability Block Grant | 145 |
| Juvenile Commitment Facility | 147 |
| Juvenile Justice Crime Prevention Act | 149 |
| Local Community Corrections | 151 |
| Ward Welfare Fund | 153 |
| Youthful Offender Block Grant | 155 |

PUBLIC DEFENDER

| | |
|------------------------|-----|
| Public Defender | 160 |
| Indigent Defense | 163 |

PUBLIC WORKS

| | |
|----------------------------|-----|
| Administration | 429 |
| Engineering | 431 |
| Local Transit System | 434 |
| Morgan Shop | 437 |
| Road and Bridge | 440 |

-S-

SHERIFF

| | |
|--------------------------------------|-----|
| Administration | 168 |
| CAL ID Program | 170 |
| CAL-MMET Program | 172 |
| Civil Process Fee | 174 |
| Contract Cities | 176 |
| Court Security | 179 |
| Dedicated Funds | 181 |
| Detention | 183 |
| Driver Training Program | 186 |
| Jail Commissary/Inmate Welfare | 188 |
| Justice Assistance Grant | 190 |
| Operations | 192 |
| Vehicle Theft Unit | 196 |

STRATEGIC BUSINESS TECHNOLOGY

| | |
|--|-----|
| Strategic Business Technology | 563 |
| Strategic Business Technology-Telecommunications | 567 |

-T-

TREASURER

| | |
|------------------------|-----|
| Admin/Taxes..... | 572 |
| Revenue Recovery | 574 |
| Treasury Division..... | 576 |

ATTACHMENT B

2016-2017 Proposed Budget Staffing Recommendations

**STAFFING RECOMMENDATIONS--ATTACHMENT B
2016-2017 PROPOSED BUDGET**

| DEPARTMENT | BUDGET UNIT | POSITIONS | POSITION NUMBER | CLASSIFICATION | REQUEST | RECOMMENDATION |
|---------------------------------------|---|-----------|---|---|---|--|
| Area Agency on Aging | Veterans Services | 0 | 161, 9542, 14080 | Veterans Services Representative | Reclassify to block-budget I/II | Study |
| Assessor | Assessor | 1 | 1296 | Auditor-Appraiser III | Restore unfunded position; Reclassify upward | Restore position; Application Specialist III-BB |
| | | 1 | 3136 | Account Clerk III | Restore unfunded position | Restore position |
| | | 1 | 8952 | Appraiser Technician | Restore unfunded position | Restore position |
| | | 0 | 2866, 2996, 3211, 3380, 3441, 3491, 3659, 13784, 11304, 14143 | Account Clerk III | Classification study | Study |
| | | 0 | 2138, 2213, 2259, 3115 | Supervising Account/Administrative Clerk II | Classification study | Study |
| Behavioral Health & Recovery Services | Alcohol and Drug Program | 1 | NEW | Manager IV | Add new position | Manager IV |
| | | 1 | NEW | Administrative Clerk III | Add new position | Administrative Clerk III |
| | | 1 | NEW | Behavioral Health Specialist II-BB | Add new position | Behavioral Health Specialist II-BB |
| | | 1 | NEW | Staff Services Analyst | Add new position | Staff Services Analyst |
| | | 0 | 610 | Clinical Services Tech II | Block-budget to Clinical Services Technician I/II | Block-budget |
| | | 0 | 13398, 13399, 13400 | Behavioral Health Specialist II | Block-budget to Behavioral Health Specialist I/II | Block-budget |
| | Behavioral Health and Recovery Services | 1 | NEW | Behavioral Health Advocate | Add new position | Behavioral Health Advocate |
| | | 2 | NEW | Mental Health Clinician II-BB | Add new positions | Mental Health Clinician II-BB |
| | | 1 | NEW | Stock Delivery Clerk II-BB | Add new position | Stock Delivery Clerk II-BB |
| | | 1 | NEW | Behavioral Health Specialist II-BB | Add new position | Behavioral Health Specialist II-BB |
| | | 0 | 623 | Manager II | Reclassify upward | Study |
| | | 0 | 13396 & 13701 | Behavioral Health Specialist II | Block-budget to Behavioral Health Specialist I/II | Block-budget |
| | | 0 | 8254, 13221, 13397, 13697, 13698, 13699 | Mental Health Clinician II | Block-budget to Mental Health Clinician I/II | Block-budget |
| | | 0 | 13079 | Psychiatric Nurse II | Block-budget to Psychiatric Nurse I/II | Block-budget |
| | Managed Care | 1 | NEW | Mental Health Clinician II-BB | Add new position | Mental Health Clinician II-BB |
| | Mental Health Services Act | 1 | NEW | Behavioral Health Specialist II-BB | Add new position | Behavioral Health Specialist II-BB |
| | | 1 | NEW | Psychiatric Nurse II-BB | Add new position | Psychiatric Nurse II-BB |
| | | 4 | NEW | Clinical Services Technician II-BB | Add new positions | Clinical Services Technician-BB |
| | | 0 | 7037, 13410 | Behavioral Health Specialist II | Block budget to Behavioral Health Specialist I/II | Block-budget |
| | | 0 | 12493, 12494, 13222, 13223 | Mental Health Clinician II | Block-budget to Mental Health Clinician I/II | Block-budget |
| | Stanislaus Recovery Center | 0 | 13404, 13405, 13406 | Behavioral Health Specialist II | Block-budget to Behavioral Health Specialist I/II | Block-budget |
| | | 0 | 13402 | Clinical Services Tech II | Block-budget to Clinical Services Technician I/II | Block-budget |
| | | 0 | 13403 | Mental Health Clinician II | Block-budget to Mental Health Clinician I/II | Block-budget |
| Chief Executive Office | County Fire Service Fund | 0 | 1717 | Staff Services Technician | Restore unfunded position; Transfer out | Restore position; Transfer to OES |
| | Office of Emergency Services | 1 | 1717 | Staff Services Technician | Transfer in; Reclassify upward | Transfer from County Fire Service Fund; Staff Services Coordinator |
| Child Support Services | Child Support Services | 0 | 3293 | Legal Clerk III | Reclassify upward | Child Support Officer II-BB |
| | | 0 | 8116, 10087 | Legal Clerk IV | Reclassify upward | Child Support Officer II-BB |
| | | 0 | 3568 | Legal Clerk III | Reclassify upward | Confidential Assistant III |
| | | -1 | 9419 | Legal Clerk III | Delete vacant position | Delete position |

**STAFFING RECOMMENDATIONS--ATTACHMENT B
2016-2017 PROPOSED BUDGET**

| DEPARTMENT | BUDGET UNIT | POSITIONS | POSITION NUMBER | CLASSIFICATION | REQUEST | RECOMMENDATION |
|----------------------------------|----------------------------------|-----------|-----------------|--|---|--|
| Children and Families Commission | Children and Families Commission | 0 | 9820 | Accountant II | Classification study | Study |
| Community Services Agency | Services and Support | 1 | NEW | Account Clerk III | Add new position | Account Clerk III |
| | | 0 | NEW | Staff Services Analyst | Add 2 new positions | Study |
| | | 3 | NEW | Social Worker II-BB | Add new positions | Social Worker II-BB |
| | | 1 | NEW | Social Worker V-BB | Add new position | Social Worker V-BB |
| | | 0 | 1749, 3069 | Accountant II | Reclassify downward | Staff Services Analyst |
| | | 0 | 3281 | Administrative Clerk II | Reclassify upward | Staff Services Technician |
| District Attorney | Criminal Division | 2 | 7945, 8729 | Criminal Investigator II | Restore unfunded positions | Restore positions PSR |
| | | 1 | 11868 | Attorney V | Restore unfunded position | Restore position PSR |
| | | 0 | 8975 | Manager II | Reclassify upward | Manager III |
| Environmental Resources | Environmental Resources | 1 | 2190 | Senior Environmental Health Specialist | Restore unfunded position | Restore position |
| | | 1 | NEW | Zoning Enforcement Officer | Add new position | Zoning Enforcement Officer |
| | | 1 | NEW | Staff Services Analyst | Add new position | Staff Services Analyst |
| | Fink Road Landfill | 1 | 3827 | Landfill Equipment Operator III | Restore unfunded position | Restore position |
| General Services Agency | Administration | 0 | 3072 | Accountant I | Classification study | Study |
| | Facilities Maintenance Division | 3 | NEW | Maintenance Engineer II-BB | Add new positions | Maintenance Engineer II-BB |
| | Fleet Services Division | 1 | NEW | Administrative Clerk II-BB | Add new position | Administrative Clerk II-BB |
| Health Services Agency | Administration | 1 | NEW | Chief Deputy Director | Add new classification; Add one position | New Classification: Chief Deputy Director Health Services Agency (Salary band G: \$105,705.60 - \$158,537.60) Add one position |
| | | 1 | 9879 | Manager I | Restore unfunded position; Reclassify upward | Restore position; Manager III |
| | | 2 | NEW | Housekeeper/Custodian | Add new positions | Housekeepr/Custodian |
| | | 1 | NEW | Stock/Delivery Clerk I | Add new position | Stock/Delivery Clerk I |
| | | 1 | NEW | Software Developer/Analyst III | Add new position | Software Developer/Analyst III |
| | | 1 | NEW | Systems Engineer II-BB | Add new position | Systems Engineer II-BB |
| | | 0 | 2247 | Software Developer/Analyst III | Reclassify upward | Study |
| | Clinics and Ancillary | 1 | 8924 | Staff Nurse II | Restore unfunded position | Restore position |
| | | 0 | 2865 | Administrative Clerk II | Block-budget to Administrative Clerk I/II | Block-budget |
| | Public Health | 1 | NEW | Social Worker IV | Add new position | Social Worker IV |
| | | 1 | 2013 | Public Health Nurse III | Restore unfunded position | Restore position |
| | | 1 | 9596 | Administrative Clerk II | Restore unfunded position | Restore position |
| | | -1 | 1885 | Staff Nurse III | Unfund vacant position | Unfund position |
| | | -1 | 3567 | Account Clerk II | Unfund vacant position | Unfund position |
| | | 0 | 13246 | Manager IV | Reclassify upward | Study |
| | | 0 | NEW | Epidemiologist | Create new series of I, II, III; Add new position | Study |
| Library | Library | 0 | 102 | Librarian III | Restore unfunded position | Study |

**STAFFING RECOMMENDATIONS--ATTACHMENT B
2016-2017 PROPOSED BUDGET**

| DEPARTMENT | BUDGET UNIT | POSITIONS | POSITION NUMBER | CLASSIFICATION | REQUEST | RECOMMENDATION |
|------------------------------------|------------------------------------|-----------|------------------|---|---------------------------|--|
| Parks and Recreation | Parks and Recreation | 0 | NEW | Staff Services Coordinator | Add new position | Study |
| | | 0 | 2095, 2287, 3778 | Manager I | Reclassify upward | Study |
| Planning and Community Development | Planning and Community Development | 1 | 6710 | Manager III | Restore unfunded position | Restore position |
| Probation | Field Services | 1 | NEW | Supervising Probation Officer | Add new position | Supervising Probation Officer |
| | | 1 | NEW | Deputy Probation Officer III | Add new position | Deputy Probation Officer III |
| | | 1 | NEW | Deputy Probation Officer III | Add new position | Deputy Probation Officer III PSR |
| | | 3 | NEW | Deputy Probation Officer II-BB | Add new positions | Deputy Probation Officer II-BB PSR |
| | Youthful Offender Block Grant | 6 | NEW | Probation Corrections Officer II-BB | Add new positions | Probation Corrections Officer II-BB PSR |
| | | 1 | NEW | Supervising Probation Corrections Officer | Add new position | Supervising Probation Corrections Officer PSR |
| Public Works | Administration | -1 | 2093 | Manager III | Transfer out | Transfer to SBT effective July 1, 2016 |
| | | -1 | 9730 | Software Developer/Analyst III | Transfer out | Transfer to SBT effective July 1, 2016 |
| | | 0 | 2185 | Software Developer/Analyst III | Delete unfunded position | Delete unfunded position |
| | | 1 | NEW | Manager I | Add new position | Manager I |
| Sheriff | Administration | 1 | NEW | Legal Clerk III-BB | Add new position | Legal Clerk III-BB |
| | | 1 | NEW | Manager IV | Add new position | Manager IV PSR |
| | Contract Cities | 1 | NEW | Sergeant | Add new position | Sergeant |
| | Detention | 2 | NEW | Assistant Cook II-BB | Add new positions | Assistant Cook II-BB PSR |
| | Operations | 6 | NEW | Deputy Sheriff | Add new positions | Deputy Sheriff PSR |
| 1 | | NEW | Deputy Sheriff | Add new position | Deputy Sheriff | |
| Strategic Business Technology | Strategic Business Technology | 1 | NEW | Software Developer/Analyst III | Add new position | Software Developer/Analyst III |
| | | 0 | 820 | Application Specialist III | Classification study | Study |
| | | 0 | 9281 | Software Developer II | Classification study | Study |
| | | 0 | 7152 | Systems Engineer II | Classification study | Study |
| | | 1 | 2093 | Manager III | Transfer in | Transfer from Public Works effective July 1, 2016; Reclassify position to Sr. Software Developer/Analyst effective the following pay period |
| | | 1 | 9730 | Software Developer/Analyst III | Transfer in | Transfer from Public Works effective July 1, 2016 |

| | | |
|--|--|--------------|
| CHANGES TO POSITION ALLOCATION REPORT | | 72 |
| TOTAL CURRENT AUTHORIZED POSITIONS | | 4,171 |
| Public Safety Restoration (PSR): | Other Proposed Recommendations: | TOTAL |
| Add New Positions 20 | Add New Positions 41 | 61 |
| Restore Unfunded Positions 3 | Restore Unfunded Positions 11 | 14 |
| | Delete Vacant Position -1 | -1 |
| | Unfund Vacant Position -2 | -2 |
| TOTAL PSR 23 | TOTAL OTHER 49 | 72 |
| RECOMMENDED AUTHORIZED POSITIONS | | 4,243 |

Legend:
BB- Block-budget

PSR- Public Safety Restoration position (shaded)

ATTACHMENT C

2016-2017 Proposed Budget Contract Summary Sheet

Contracts over \$100,000

**Contract Summary Sheet
All Funds
Contracts over \$100,000
2016-2017 Proposed Budget**

| Department | Budget Unit | Contractor | Brief Description of Service Provided or Position Held | Previous Contractual Amount/ Effective Dates | Proposed Contract Amount/ Effective Dates | Cumulative Contract Total |
|------------------------------|---|--|--|---|--|---------------------------|
| Chief Executive Office | Capital Improvement Financing Authority | Kelling, Northcross & Nobriga (KNN) | Financial Advisor | \$50,000 7/1/15-6/30/16 | \$50,000 7/1/16-6/30/17 | \$100,000 |
| Chief Executive Office | Operations & Services | Pillsbury, Winthrop, Shaw, Pittman LLP | Federal Advocacy | \$180,000 7/1/14-6/30/16 | \$90,000 7/1/16-6/30/17 | \$270,000 |
| Chief Executive Office | Operations & Services | Shaw Yoder Antwih Inc. | Lobbyist | \$99,992 7/1/14-6/30/16 | \$49,992 7/1/16-6/30/17 | \$149,984 |
| Chief Executive Office | Operations & Services | City of Modesto | Government TV Master Control Room | \$284,720 7/1/14-6/30/16 | \$142,360 7/1/16-6/30/17 | \$427,080 |
| Chief Executive Office | Operations & Services | Renne Sloan Holtzman Sakai LLP | Legal Services | \$120,000 7/1/14-6/30/16 | \$50,000 7/1/16-6/30/17 | \$170,000 |
| Chief Executive Office | Operations & Services | Stanislaus Economic Development and Workforce Alliance | Economic Development | \$194,320 7/1/14-6/30/16 | \$94,320 7/1/16-6/30/17 | \$288,640 |
| Chief Executive Office | Plant Acquisition | Cavanagh, Randall | Project Manager | \$276,000 7/1/14-6/30/16 | \$151,200 7/1/16-6/30/17 | \$427,200 |
| Chief Executive Office | Plant Acquisition | Colacchia, Gino | Project Manager | \$148,800 7/1/14-6/30/16 | \$46,800 7/1/16-6/30/17 | \$195,600 |
| Chief Executive Office | Plant Acquisition | Long, Darrell | Project Manager | \$110,996 7/1/14-6/30/16 | \$60,480 7/1/16-6/30/17 | \$171,476 |
| Chief Executive Office | Plant Acquisition | Roberts, Stephen Jason | Project Manager | \$59,520 11/30/15-6/30/16 | \$100,800 7/1/16-6/30/17 | \$160,320 |
| Chief Executive Office | Plant Acquisition | Rein & Rein | Legal Services | \$100,000 4/1/15-12/31/15 \$100,000 12/1/15-12/31/16 | \$100,000 12/1/15-12/31/16 Contract Increase | \$300,000 |
| CEO-Risk Management Division | General Liability/Professional Liability Self-Insurance | Dan Farrar Attorney at Law | Legal Services | \$320,000 7/1/14 - 6/30/16 | \$50,000 7/1/16 - 6/30/17 | \$370,000 |
| CEO-Risk Management Division | General Liability/Professional Liability Self-Insurance | Porter, Scott, Wieberg & Delehant | Legal Services | \$1,410,000 7/1/14 - 6/30/16 | \$350,000 7/1/16 - 6/30/17 | \$1,760,000 |
| CEO-Risk Management Division | General Liability/Professional Liability Self-Insurance | Riggio Mordaunt & Kelly | Legal Services | \$260,000 7/1/14 - 6/30/16 | \$75,000 7/1/16 - 6/30/17 | \$335,000 |
| CEO-Risk Management Division | General Liability Self-Insurance | Borton Petrini | Legal Services | \$175,000 7/1/14 - 6/30/16 | \$30,000 7/1/16 - 6/30/17 | \$205,000 |
| CEO-Risk Management Division | General Liability Self-Insurance | Curtis Legal Group | Legal Services | \$395,000 7/1/14 - 6/30/16 | \$15,000 7/1/16 - 6/30/17 | \$410,000 |
| CEO-Risk Management Division | General Liability Self-Insurance | Hanson Bridgett LLP | Legal Services | \$645,000 7/1/14 - 6/30/16 | \$30,000 7/1/16 - 6/30/17 | \$675,000 |
| CEO-Risk Management Division | General Liability Self-Insurance | Jones & Mayer Law Office | Legal Services | \$95,000 7/1/14 - 6/30/16 | \$15,000 7/1/16 - 6/30/17 | \$110,000 |

*Contract totals listed that are less than \$100,000 represent separate contracts where the total contracted services with vendor exceed \$100,000

**Contract Summary Sheet
All Funds
Contracts over \$100,000
2016-2017 Proposed Budget**

| Department | Budget Unit | Contractor | Brief Description of Service Provided or Position Held | Previous Contractual Amount/ Effective Dates | Proposed Contract Amount/ Effective Dates | Cumulative Contract Total |
|----------------------------------|--------------------------------------|--|--|--|---|---------------------------|
| CEO-Risk Management Division | General Liability Self-Insurance | Liebert, Cassidy, Whitmore | Legal Services | \$990,000 7/1/14 - 6/30/16 | \$250,000 7/1/16 - 6/30/17 | \$1,240,000 |
| CEO-Risk Management Division | General Liability Self-Insurance | Rivera & Associates | Legal Services | \$400,000 7/1/14 - 6/30/16 | \$20,000 7/1/16 - 6/30/17 | \$420,000 |
| CEO-Risk Management Division | General Liability Self-Insurance | Shute Mihaly & Weinberger | Legal Services | \$685,000 7/1/14 - 6/30/16 | \$200,000 7/1/16 - 6/30/17 | \$885,000 |
| CEO-Risk Management Division | Workers' Compensation Self-Insurance | U.S. Healthworks | Pre-employment Screening | \$160,000 7/1/14 - 6/30/16 | \$150,000 7/1/16 - 6/30/17 | \$310,000 |
| Chief Executive Office | Fire Service Fund | Jerry McDaniel | Acting Fire Marshal Providing Fire Prevention and Fire Marshal Services | \$97,280 7/12/14-6/30/16 | \$5,000 7/1/16 - 9/1/16 | \$102,280 |
| Children and Families Commission | Children and Families Commission | AspiraNet | Turlock Family Resource Center | \$408,808 7/1/14-6/30/16 | \$204,404 7/1/16-6/30/17 | \$613,212 |
| Children and Families Commission | Children and Families Commission | Center for Human Services | Ceres Family Resource Center | \$369,296 7/1/14-6/30/16 | \$184,648 7/1/16-6/30/17 | \$553,944 |
| Children and Families Commission | Children and Families Commission | Center for Human Services | Oakdale Family Resource Center | \$314,968 7/1/14-6/30/16 | \$157,484 7/1/16-6/30/17 | \$472,452 |
| Children and Families Commission | Children and Families Commission | Center for Human Services | Westside Family Resource Centers | \$347,076 7/1/14-6/30/16 | \$173,538 7/1/16-6/30/17 | \$520,614 |
| Children and Families Commission | Children and Families Commission | Children's Crisis Center | Respite Care for Children at Risk of Abuse or Neglect | \$920,000 7/1/14-6/30/16 | \$460,000 7/1/16-6/30/17 | \$1,380,000 |
| Children and Families Commission | Children and Families Commission | Court Appointed Special Advocates of Stanislaus County | Case Management and Volunteer Coordination to Benefit Dependent Children in the Court System | \$90,000 7/1/13-6/30/15 | \$60,000 7/1/16-6/30/17 | \$150,000 |
| Children and Families Commission | Children and Families Commission | El Concilio | Counseling Services Provided to Families With Children Ages 0-5 and Pregnant Women | \$196,000 7/1/14-6/30/16 | \$98,000 7/1/16-6/30/17 | \$294,000 |
| Children and Families Commission | Children and Families Commission | Parent Resource Center | Family Resource Connection-FRC Services Provided in Central Modesto | \$794,620 7/1/14-6/30/16 | \$397,310 7/1/16-6/30/17 | \$1,191,930 |
| Children and Families Commission | Children and Families Commission | Sierra Vista Child & Family Services | Hughson Family Resource Center | \$236,558 7/1/14-6/30/16 | \$118,279 7/1/16-6/30/17 | \$354,837 |
| Children and Families Commission | Children and Families Commission | Sierra Vista Child & Family Services | The Bridge-Family Resource Center | \$370,000 7/1/14-6/30/16 | \$185,000 7/1/16-6/30/17 | \$555,000 |

*Contract totals listed that are less than \$100,000 represent separate contracts where the total contracted services with vendor exceed \$100,000

**Contract Summary Sheet
All Funds
Contracts over \$100,000
2016-2017 Proposed Budget**

| Department | Budget Unit | Contractor | Brief Description of Service Provided or Position Held | Previous Contractual Amount/ Effective Dates | Proposed Contract Amount/ Effective Dates | Cumulative Contract Total |
|--------------------------------------|--------------------------------------|---|--|--|---|---------------------------|
| Children and Families Commission | Children and Families Commission | Sierra Vista Child & Family Services | North Modesto/Salida Family Resource Center | \$647,388 7/1/14-6/30/16 | \$323,694 7/1/16-6/30/17 | \$971,082 |
| Children and Families Commission | Children and Families Commission | Stanislaus County Office of Education | Healthy Start Program Support-Provides Education, Health/Mental Health and Social Services | \$996,796 7/1/14-6/30/16 | \$498,398 7/1/16-6/30/17 | \$1,495,194 |
| Children and Families Commission | Children and Families Commission | Stanislaus Family Justice Center Foundation | Family Justice Center Provides Centralized Services to Victims of Violent Crimes Ages 0-5 and Their Families | \$200,000 7/1/14-6/30/16 | \$100,000 7/1/16-6/30/17 | \$300,000 |
| Children and Families Commission | Children and Families Commission | United Way of Stanislaus County | 2-1-1 Provides Callers with Information About and Referrals to Human Services Countywide | \$160,000 7/1/14-6/30/16 | \$81,159 7/1/16-6/30/17 | \$241,159 |
| Community Services Agency | Services & Support | Adolescence's Last Resort dba The Last Resort | Adolescent Residential Substance Abuse | \$82,736 6/24/14-6/30/16 | \$132,736 6/24/14-6/30/16 Contract Increase | \$132,736 |
| Community Services Agency | Services & Support | Children's Crisis Center of Stanislaus County, Inc. | Supervised Visitation Services | \$150,000 1/1/14-6/30/15 \$200,000 7/1/15-6/30/17 | \$280,000 7/1/15-6/30/17 Contract Increase | \$430,000 |
| Community Services Agency | Services & Support | U. S. Bancorp | Vehicle Lease | \$263,200 5/29/15-5/29/20 \$99,400 6/1/16-5/31/21 | \$180,062 7/1/16-6/30/21 | \$542,662 |
| Department of Child Support Services | Department of Child Support Services | Contra Costa County Dept. of Child Support Services | Early Intervention and Delinquency Prevention Services by Maximus | \$255,515 7/01/14-6/30/16 | \$180,000 7/01/16-9/30/17 | \$435,515 |
| General Services Agency | Administration | Innes, Matt | Providing Project Management for Deferred Maintenance | \$132,300 7/1/14 - 6/30/16 | \$72,760 7/1/16 - 6/30/17 | \$205,060 |
| ICJIS | ICJIS | Atomogy | Provides Software Development and System Maintenance Services for Stanislaus County ICJIS | \$617,000 7/1/14-6/30/16 | \$337,000 7/1/16-6/30/17 | \$954,000 |
| Library | Library | Comcast Phone, LLC | LAN Communications | \$305,760 7/1/14-6/30/16 | \$156,000 7/1/16-6/30/17 | \$461,760 |

*Contract totals listed that are less than \$100,000 represent separate contracts where the total contracted services with vendor exceed \$100,000

Contract Summary Sheet
All Funds
Contracts over \$100,000
2016-2017 Proposed Budget

| Department | Budget Unit | Contractor | Brief Description of Service Provided or Position Held | Previous Contractual Amount/ Effective Dates | Proposed Contract Amount/ Effective Dates | Cumulative Contract Total |
|------------|-----------------------------------|--|--|--|---|---------------------------|
| Library | Library | Gale Cengage Learning | Library Database Resources | \$69,413 9/3/14-9/2/16 | \$42,000 9/3/16-9/2/17 | \$111,413 |
| Library | Library | Learning Quest - Stanislaus Literacy Center | Literacy Services Partner Agency | \$554,131 7/1/14-6/30/16 | \$304,501 7/1/16-6/30/17 | \$858,632 |
| Library | Library | Midwest Tape | Online Audio Books, Music & Movies | \$90,000 6/1/14-5/31/16 | \$45,000 6/1/16-5/31/17 | \$135,000 |
| Library | Library | Sirsi-Dynix | Software Maintenance & Enhancements | \$166,813 7/1/14-6/30/16 | \$56,000 7/1/16-6/30/17 | \$222,813 |
| Planning | Planning | Benchmark Engineering | Mining Inspections | \$44,400 12/1/15-11/30/16 | \$200,939 12/1/16-6/30/20 | \$245,339 |
| Probation | Community Corrections Partnership | El Concilio | Case Management | \$150,000 7/1/14 - 6/30/15 \$150,000 7/1/15 - 6/30/16 | \$75,000 7/1/16 - 6/30/17 | \$375,000 |
| Probation | Community Corrections Partnership | Nirvana | Provide Drug Treatment | \$45,000 7/1/14 - 6/30/15 \$45,000 7/1/15 - 6/30/16 | \$22,500 7/1/16 - 6/30/17 | \$112,500 |
| Probation | Community Corrections Partnership | Sierra Education & Counseling Services | Provide Anger Management Courses | \$55,200 7/1/14 - 6/30/15 \$55,200 7/1/15 - 6/30/16 | \$55,200 7/1/16 - 6/30/17 | \$165,600 |
| Probation | Community Corrections Partnership | Stanislaus Literacy Center | Provide GED Readiness Courses | \$53,152 7/1/14 - 6/30/15 \$53,152 7/1/15 - 6/30/16 | \$53,152 7/1/16 - 6/30/17 | \$159,456 |
| Probation | Field Services | Center for Human Services | Case Manager for Girls Juvenile Justice | \$38,733 7/1/14 - 7/1/15 \$40,000 7/1/15 - 6/30/16 | \$40,000 7/1/16 - 6/30/17 | \$118,733 |
| Probation | Field Services, CCP | Stanislaus Regional 911 | CAD Services | \$265,000 7/1/14 - 6/30/15 \$265,000 7/1/15 - 6/30/16 | \$265,000 7/1/16 - 6/30/17 | \$795,000 |
| Sheriff | Administration | Jocelyn E Roland PhD, ABPP | New Hire Psych Evals / On Call | \$156,725 7/1/14-6/30/16 | \$90,000 7/1/16-6/30/17 | \$246,725 |
| Sheriff | Civil Process | Teleosoft Inc. | Technology | \$180,000 7/30/15-8/29/15 | \$111,872 7/1/16-6/30/17 | \$291,872 |
| Sheriff | Detention | Behavioral Interventions | Monitor Home Detention | \$544,287 7/1/14-6/30/16 | \$272,144 7/1/16-6/30/17 | \$816,431 |
| Sheriff | Detention | Friends Outside | Life Skills for Inmates | \$533,427 7/1/14-6/30/16 | \$266,713 7/1/16-6/30/17 | \$800,140 |
| Sheriff | Detention | Law Search Associates LLC dba Legal Research | Legal Research for Inmates | \$118,419 7/1/14-6/30/16 | \$59,210 7/1/16-6/30/17 | \$177,629 |
| Sheriff | Detention | Learning Quest - Stanislaus Literacy Center | GED/Tutoring for Inmates | \$417,038 7/1/14-6/30/16 | \$208,519 7/1/16-6/30/17 | \$625,557 |
| Sheriff | Detention | Salvation Army/ Modesto Citadel | Beds for Released Inmates | \$136,518 7/1/14-6/30/16 | \$68,259 7/1/16-6/30/17 | \$204,777 |

*Contract totals listed that are less than \$100,000 represent separate contracts where the total contracted services with vendor exceed \$100,000

**Contract Summary Sheet
All Funds
Contracts over \$100,000
2016-2017 Proposed Budget**

| Department | Budget Unit | Contractor | Brief Description of Service Provided or Position Held | Previous Contractual Amount/ Effective Dates | Proposed Contract Amount/ Effective Dates | Cumulative Contract Total |
|-------------------------------|-------------------------------|--|--|--|---|---------------------------|
| Sheriff | Detention | Simplex Grinnell | Fire and Security System Maintenance | \$221,355 7/1/14-6/30/16 | \$110,678 7/1/16-6/30/17 | \$332,033 |
| Sheriff | Multiple | California Department of Justice | Livescan/Hair and Skin Analysis/ Investigations Assist | \$505,959 7/1/14-6/30/16 | \$300,000 7/1/16-6/30/17 | \$805,959 |
| Sheriff | Multiple | City of Modesto | Police Sergeant StanCatt/Bus | \$592,509 7/1/14-6/30/16 | \$296,255 7/1/16-6/30/17 | \$888,764 |
| Sheriff | Multiple | inTime | Technology | \$104,394 1/13/16-3/31/16 | \$100,000 7/1/16-6/30/17 | \$204,394 |
| Sheriff | Operations | Ballard, Gary | PSC-Aircraft Mechanic | \$93,700 7/1/14-6/30/16 | \$38,300 7/1/16-6/30/17 | \$132,000 |
| Sheriff | Operations | Cook, Michael | PSC-Training Instructor | \$75,485 7/1/14-6/30/16 | \$50,000 7/1/16-6/30/17 | \$125,485 |
| Sheriff | Operations | Hanger One Avionics | Aircraft Repairs | \$290,880 12/22/14-11/11/15 | \$100,000 7/1/16-6/30/17 | \$390,880 |
| Sheriff | Operations | Hawkins, Clayton | PSC-Training Instructor | \$114,035 7/1/14-6/30/16 | \$50,000 7/1/16-6/30/17 | \$164,035 |
| Sheriff | Operations | Herbert L Watkins Technical Services Inc. | Air Support Mechanic | \$70,000 9/5/14-3/1/16 | \$47,740 7/1/16-6/30/17 | \$117,740 |
| Sheriff | Operations | Jim Cook dba Premier Customer Connections | Confidential Case Information | \$173,850 8/11/14-4/12/16 | \$26,575 7/1/16-6/30/17 | \$200,425 |
| Sheriff | Operations | Modesto Executive Air Charter dba Sky Trek Aviation Inc. | Aircraft Fuel/Hangar Lease | \$128,922 7/1/14-6/30/16 | \$64,461 7/1/16-6/30/17 | \$193,383 |
| Sheriff | Operations | Ridenour, James | PSC-Property/Evidence Tech | \$81,933 7/1/14-6/30/16 | \$47,800 7/1/16-6/30/17 | \$129,733 |
| Sheriff | Operations | Schwandt, Joellene | PSC-Training Instructor | \$95,453 7/1/14-6/30/16 | \$61,184 7/1/16-6/30/17 | \$156,637 |
| Sheriff | Operations | Stanislaus Drug Enforcement Agency | SDEA Staff and Service Support | \$329,944 7/1/14-6/30/16 | \$164,972 7/1/16-6/30/17 | \$494,916 |
| Sheriff | Operations | Webb, Cheryl | PSC-Training Instructor | \$86,885 7/1/14-6/30/16 | \$48,000 7/1/16-6/30/17 | \$134,885 |
| Sheriff | Operations | Weiler, Michelle | PSC-Training Instructor | \$73,920 7/1/14-6/30/16 | \$48,000 7/1/16-6/30/17 | \$121,920 |
| Strategic Business Technology | Strategic Business Technology | Oracle | Provides Software and Maintenance for Financials | \$511,973 7/1/14-6/30/16 | \$269,795 7/1/16-6/30/17 | \$781,768 |
| Strategic Business Technology | Strategic Business Technology | PeopleSoft | Provides Software and Maintenance for Payroll, HR Functions, and Risk Management Functions | \$532,794 7/1/14-6/30/16 | \$295,425 7/1/16-6/30/17 | \$828,219 |
| Strategic Business Technology | Strategic Business Technology | Telcion (formerly known as Netlogic) | Provide Network Switches, Routers, and Support | \$73,144 7/1/14-6/30/16 | \$75,827 7/1/16-6/30/17 | \$148,971 |
| Strategic Business Technology | Telecommunications | Telcion (formerly known as Netlogic) | Provides VoIP Software, Equipment, and Technical Support | \$336,520 7/1/14-6/30/16 | \$225,000 7/1/16-6/30/17 | \$561,520 |

*Contract totals listed that are less than \$100,000 represent separate contracts where the total contracted services with vendor exceed \$100,000

ATTACHMENT D

2016-2017 Proposed Budget Contract Summary Sheet

**Contracts between
\$50,000 - \$100,000**

Contract Summary Sheet
All Funds
Contracts from \$50,000-\$100,000
2016-2017 Proposed Budget

| Department | Budget Unit | Contractor | Brief Description of Service Provided or Position Held | Previous Contractual Amount/ Effective Dates | Proposed Contract Amount/ Effective Dates | Cumulative Contract Total |
|--------------------------------------|--------------------------------------|--|--|--|--|---------------------------|
| Chief Executive Office | Plant Acquisition | Kwartz, James | Jail Expansion Projects Accounting | \$35,500 10/17/15-6/30/16 | \$35,500 7/1/16-6/30/17 | \$71,000 |
| Children and Families Commission | Children and Families Commission | Riverbank Unified School District, California Ave. Elementary, Rio Altura Elementary | School Readiness Program | \$40,000 7/1/14-6/30/16 | \$20,000 7/1/16-6/30/17 | \$60,000 |
| Community Services Agency | Services & Support | City of Hughson | Lease Agreement 7018 Pine Street Hughson, CA | \$39,246 11/1/13-10/31/16 | \$43,146 11/1/16-10/31/19 | \$82,392 |
| Department of Child Support Services | Department of Child Support Services | Center for Human | Parenting Curriculum Services | \$41,663 7/01/14-6/30/16 | \$50,000 7/01/16-9/30/17 | \$91,663 |
| Department of Child Support Services | Department of Child Support Services | Laboratory Corp. of America | Genetic Testing | \$20,930 7/01/14-6/30/16 | \$35,000 7/01/16-6/30/17 | \$55,930 |
| Department of Child Support Services | Department of Child Support Services | Integrated Information Systems Inc. dba: Intresys (Turbo Court) | On-line Child Support Service Application Program | \$55,000 7/01/14-6/30/16 | \$25,000 7/01/16-4/30/17 | \$80,000 |
| Environmental Resources | Environmental Resources | Horacio Ferriz | PSC - Provide Geological Expertise | \$59,462 7/1/15-6/30/16 | \$39,120 7/1/16-6/30/17 | \$98,582 |
| Environmental Resources | Environmental Resources | Jacobson James & Associates | Professional Services for County's Well-Permitting CEQA Compliance | \$50,000 3/30/15-9/30/15 Or Until Completion | \$7,500 3/7/16-4/30/16 Or Until Completion | \$57,500 |
| Environmental Resources | Environmental Resources | N&S Tractor | As Needed Repair Services for Landfill's Case STX 450 Tractor | \$45,000 11/13/15-11/12/18 | \$54,000 1/27/16-11/12/18 | \$99,000 |
| Library | Library | Broadcore, Inc. (A Massergy Company) | VoIP (Voice over Internet Protocol) Communications | \$31,600 7/1/14-6/30/16 | \$22,000 7/1/16-6/30/17 | \$53,600 |
| Public Works | Transit | Eddie Simas | Regional Pressure Washing | \$68,403 7/1/14-6/30/16 | \$36,000 7/1/16-6/30/17 | \$104,403 |
| Public Works | Transit | Never Boring Design | Marketing & Branding Services | \$39,000 9/1/15-6/30/16 | \$47,460 7/1/16-6/30/17 | \$86,460 |
| Probation | Administration | Jocelyn Roland | Provide Psych Evals for Sworn Staff | \$25,000 7/1/14-6/30/15 \$25,000 7/1/15 - 6/30/16 | \$25,000 7/1/16 - 6/30/17 | \$75,000 |
| Probation | Juvenile | PBS Learning Institute | Provide Self Improvement Programs for Youth | \$24,000 7/1/14 - 6/30/15 \$24,000 7/1/15 - 6/30/16 | \$24,000 7/1/16 - 6/30/17 | \$72,000 |

*Contract totals listed that are less than \$50,000 represent separate contracts where the total contracted services with the vendor exceed \$50,000

Contract Summary Sheet
All Funds
Contracts from \$50,000-\$100,000
2016-2017 Proposed Budget

| Department | Budget Unit | Contractor | Brief Description of Service Provided or Position Held | Previous Contractual Amount/ Effective Dates | Proposed Contract Amount/ Effective Dates | Cumulative Contract Total |
|-------------------------------|-----------------------------------|--|---|--|---|---------------------------|
| Probation | Community Corrections Partnership | Youth for Christ | Provide Therapeutic Services | \$27,937 7/1/14 - 6/30/15 \$23,738 7/1/15-6/30/16 | \$23,738 7/1/16 - 6/30/17 | \$75,413 |
| Sheriff | Administration | Avila, Jennifer | PSC-Background Investigator | \$27,180 7/1/14-6/30/16 | \$32,760 7/1/16-6/30/17 | \$59,940 |
| Sheriff | Administration | Bosma, Johannes | PSC-Background Investigator | \$13,963 1/19/15-6/30/16 | \$36,400 7/1/16-6/30/17 | \$50,363 |
| Sheriff | Administration | Copeland, Mark | PSC-Background Investigator | \$24,965 7/1/14-6/30/16 | \$61,365 7/1/16-6/30/17 | \$86,330 |
| Sheriff | Administration | Davison, Wayne | PSC-Background Investigator | \$44,835 7/1/14-6/30/16 | \$36,400 7/1/16-6/30/17 | \$81,235 |
| Sheriff | Administration | Reeves, Kirk | PSC-Background Investigator | \$34,935 7/1/15-6/30/16 | \$36,400 7/1/16-6/30/17 | \$71,335 |
| Sheriff | Administration | Shadel, Julie | PSC-Background Investigator | \$26,993 5/1/15-6/30/16 | \$36,400 7/1/16-6/30/17 | \$63,393 |
| Sheriff | Detention | Bunow, Michael | PSC-Chaplain | \$65,028 7/1/14-6/30/16 | \$32,760 7/1/16-6/30/17 | \$97,788 |
| Sheriff | Operations | Abilay, Stephanie | PSC-Crimestoppers Coordinator | \$10,080 3/21/16-6/30/16 | \$40,320 7/1/16-6/30/17 | \$50,400 |
| Sheriff | Operations | Haven Women's Center of Stanislaus | Domestic Violence Grant Services | \$52,720 9/4/14-3/29/16 | \$26,360 7/1/16-6/30/17 | \$79,080 |
| Sheriff | Operations | Hummer, Michael | PSC-Vehicle Mechanic | \$23,610 9/1/15-6/30/16 | \$40,000 7/1/16-6/30/17 | \$63,610 |
| Sheriff | Operations | Jackson, Barbara | PSC-Project Manager | \$34,751 9/1/14-6/30/16 | \$43,680 7/1/16-6/30/17 | \$78,431 |
| Sheriff | Operations | Liang, Sam | PSC-Training Instructor | \$34,751 9/1/14-6/30/16 | \$43,680 7/1/16-6/30/17 | \$78,431 |
| Strategic Business Technology | Strategic Business Technology | ACCELA (formerly known as Government Outreach) | Provide Customer Relations Management Software Maintenance and Support | \$30,000 7/1/14-6/30/16 | \$19,800 7/1/16-6/30/17 | \$49,800 |
| Strategic Business Technology | Strategic Business Technology | Alfresco | Provide Electronic Content and Data Management Software and Support | \$44,449 7/1/14-6/30/16 | \$23,914 7/1/16-6/30/17 | \$68,363 |
| Strategic Business Technology | Strategic Business Technology | AMS.NET | Provide Equipment, Software, and Technical Support for EMC VNX Storage System | \$43,907 7/1/14-6/30/16 | \$10,000 7/1/16-6/30/17 | \$53,907 |
| Strategic Business Technology | Strategic Business Technology | DATALINK (formerly Bear Data Systems Inc.) | Provide Commvault Software Maintenance and Support | \$43,975 7/1/14-6/30/16 | \$25,285 7/1/16-6/30/17 | \$69,260 |
| Strategic Business Technology | Strategic Business Technology | GovernmentJobs.co (dba NEOGov) | Provides Online Job Application Capability | \$39,000 7/1/14-6/30/16 | \$20,475 7/1/16-6/30/17 | \$59,475 |

*Contract totals listed that are less than \$50,000 represent separate contracts where the total contracted services with the vendor exceed \$50,000

Contract Summary Sheet
All Funds
Contracts from \$50,000-\$100,000
2016-2017 Proposed Budget

| Department | Budget Unit | Contractor | Brief Description of Service Provided or Position Held | Previous Contractual Amount/ Effective Dates | Proposed Contract Amount/ Effective Dates | Cumulative Contract Total |
|-------------------------------|-------------------------------|--------------------|---|--|---|---------------------------|
| Strategic Business Technology | Strategic Business Technology | Sharper Technology | Provides software and Maintenance for Checkpoint Firewall | \$39,980 7/1/14-6/30/16 | \$21,990 7/1/16-6/30/17 | \$61,970 |

*Contract totals listed that are less than \$50,000 represent separate contracts where the total contracted services with the vendor exceed \$50,000

**DECLARATION OF PUBLICATION
(C.C.P. S2015.5)**

STANISLAUS COUNTY
NOTICE OF PUBLIC HEARING
FINAL BUDGET
FISCAL YEAR 2016-2017

**COUNTY OF STANISLAUS
STATE OF CALIFORNIA**

NOTICE IS HEREBY GIVEN that on Tuesday, August 30, 2016, at 9:05 a.m., or as soon thereafter as the matter may be heard, the Stanislaus County Board of Supervisors will meet in the Basement Chambers, 1010 10th Street, Modesto, CA, to open the hearing and consider the approval of the Final Budget, Fiscal Year 2016-2017.

ADDITIONAL NOTICE IS GIVEN that on August 19, 2016, at 3:00 p.m., the Final Budget document will be available for review online at <http://www.stancounty.com/budget/index.shtml> and at the Chief Executive Office, 1010 10th St., Suite 6800, Modesto, CA. In addition, the Final Budget document will be available for review at all the Stanislaus County branch libraries after August 19, 2016.

NOTICE IS FURTHER GIVEN that at the said time and place, interested persons will be given the opportunity to be heard. For further information, contact Stan Risen or Jody Hayes, Stanislaus County Chief Executive Office, (209) 525-6333 or at 1010 10th Street, Suite 6800, Modesto, CA. BY ORDER OF THE BOARD OF SUPERVISORS DATED: June 14, 2016. ATTEST: Elizabeth A. King, Clerk of the Board of Supervisors of the County of Stanislaus, State of California. BY: Pam Villarreal, Assistant Clerk.

Pub Dates Aug 19, 25, 2016

I am a citizen of the United States and a resident Of the County aforesaid; I am over the age of Eighteen years, and not a party to or interested In the above entitle matter. I am a printer and Principal clerk of the publisher of THE MODESTO BEE, printed in the City of MODESTO, County of STANISLAUS, State of California, daily, for which said newspaper has been adjudged a newspaper of general circulation by the Superior Court of the County of STANISLAUS, State of California, Under the date of February 25, 1951, Action No. 46453; that the notice of which the annexed is a printed copy, has been published in each issue there of on the following dates, to wit:

Aug 19, 2016, Aug 25, 2016

I certify (or declare) under penalty of perjury That the foregoing is true and correct and that This declaration was executed at

MODESTO, California on

August 25th, 2016

(By Electronic Facsimile Signature)

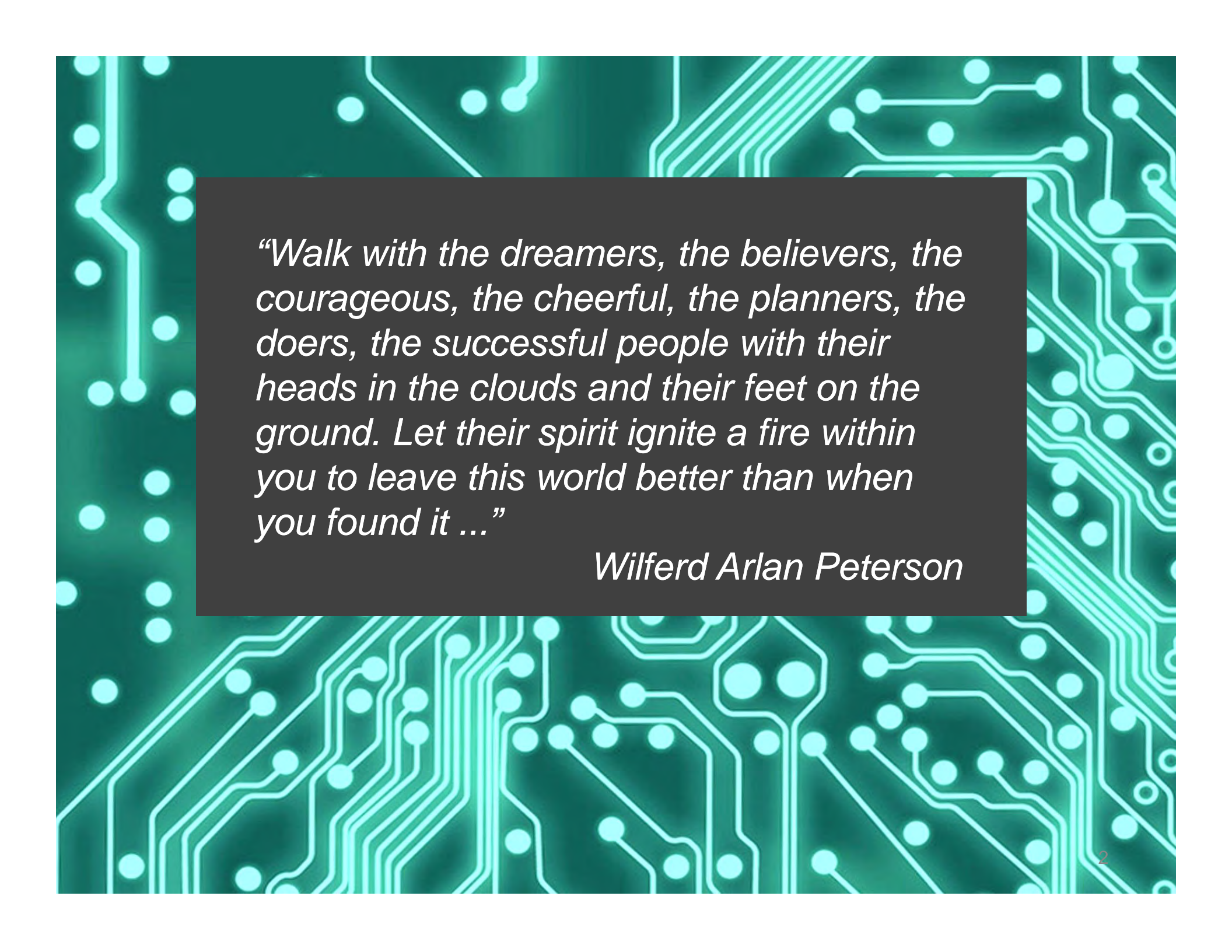
Cynthia A. Villarreal



Recommended Proposed Budget

2016-2017

Stan Risen
Chief Executive Officer



“Walk with the dreamers, the believers, the courageous, the cheerful, the planners, the doers, the successful people with their heads in the clouds and their feet on the ground. Let their spirit ignite a fire within you to leave this world better than when you found it ...”

Wilferd Arlan Peterson



2016-2017

Recommended Proposed Budget

Focus on the Future

Budget Overview

- **Budget Strategies**

- Strategic utilization of one-time funding sources to reduce debt and address unfunded liabilities;
- Leveraging State and Federal revenues to support program growth.
- Multi-year fiscal and program planning
- Cautious, targeted restoration of service to the community
- Reserves to withstand future economic downturn

Budget Overview

- **Focused Growth Recommended in 2016-2017**
 - Strategic investments in public safety, community parks and service-driven technology
 - Adjustments in support services to improve the performance of County operations
 - Sustained growth in State and Federal funded programs
 - Continued support for community-wide *Focus on Prevention* initiative

Budget Overview

- **Service Impacts and Unmet Needs**
 - Declining/flat funding for certain Federal/State funded programs
 - Continued unmet needs in General Fund departments
- **Preparing for the Future**

Board Priorities

A Safe Community

A Healthy Community

A Strong Local Economy

A Strong Agricultural Economy/Heritage

A Well Planned Infrastructure System

Efficient Delivery of Public Services

Effective Partnerships

Recommended Proposed Budget

- **Balanced spending plan for the upcoming fiscal year**
- **Highlights services and programs with detailed financial and policy information**
- **Build-out of zero-based budgeting and support for net county cost savings program to encourage department efficiency and savings**

Budget Comparison

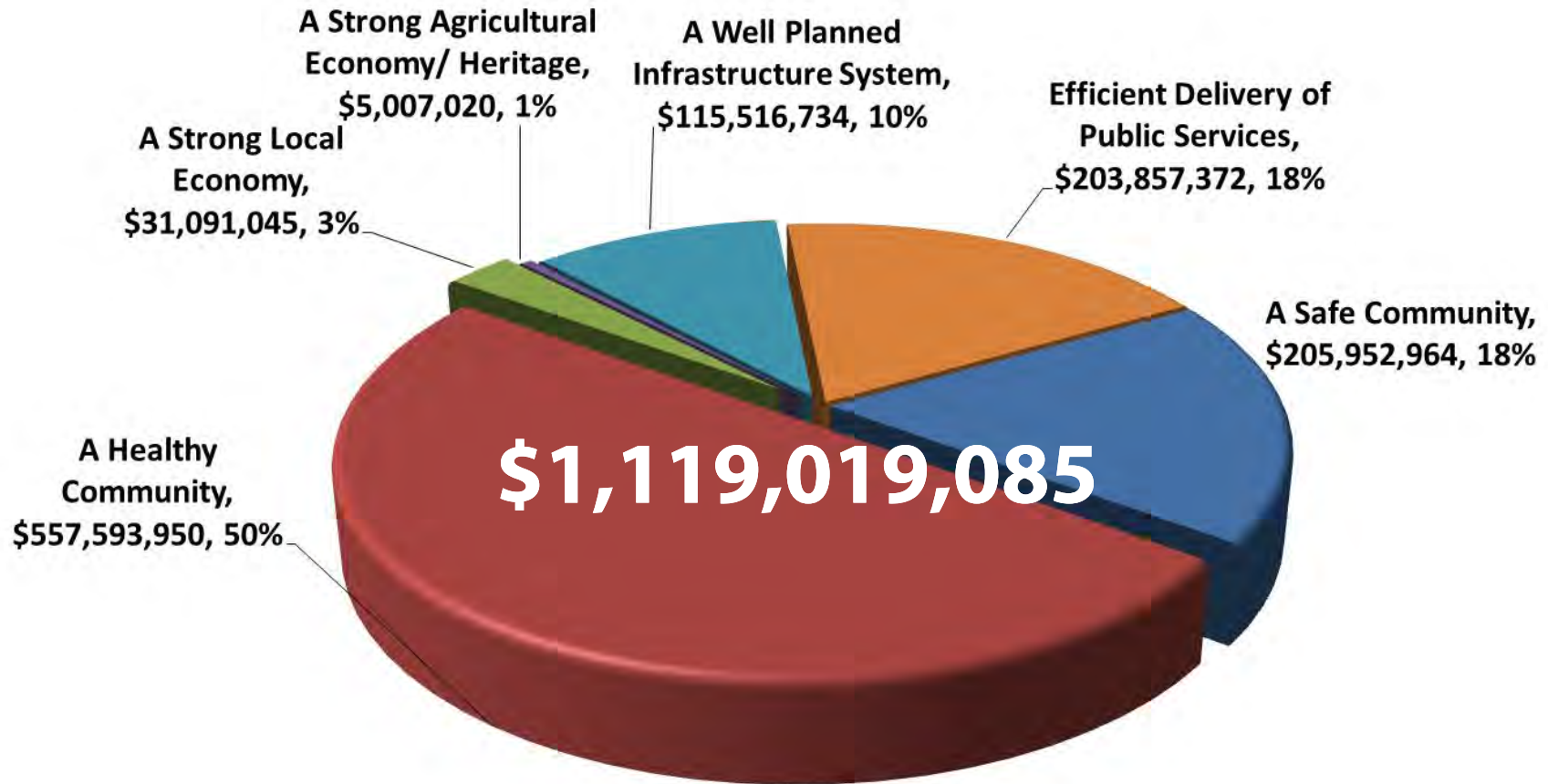
| All Funds | 2014-2015 Adopted Final Budget | 2015-2016 Adopted Final Budget | 2016-2017 Recommended Proposed Budget |
|----------------------|--------------------------------------|--------------------------------------|---|
| Total Appropriations | \$ 1,092,658,111 | \$ 1,097,281,913 | \$ 1,119,019,085 |
| Total Revenue | \$ 1,039,389,036 | \$ 1,052,119,986 | \$ 1,080,698,204 |
| Fund Balance | \$ 53,269,075 | \$ 45,161,927 | \$ 38,320,881 |
| BALANCE | - | - | - |

\$1,092,658,111

\$1,097,281,913

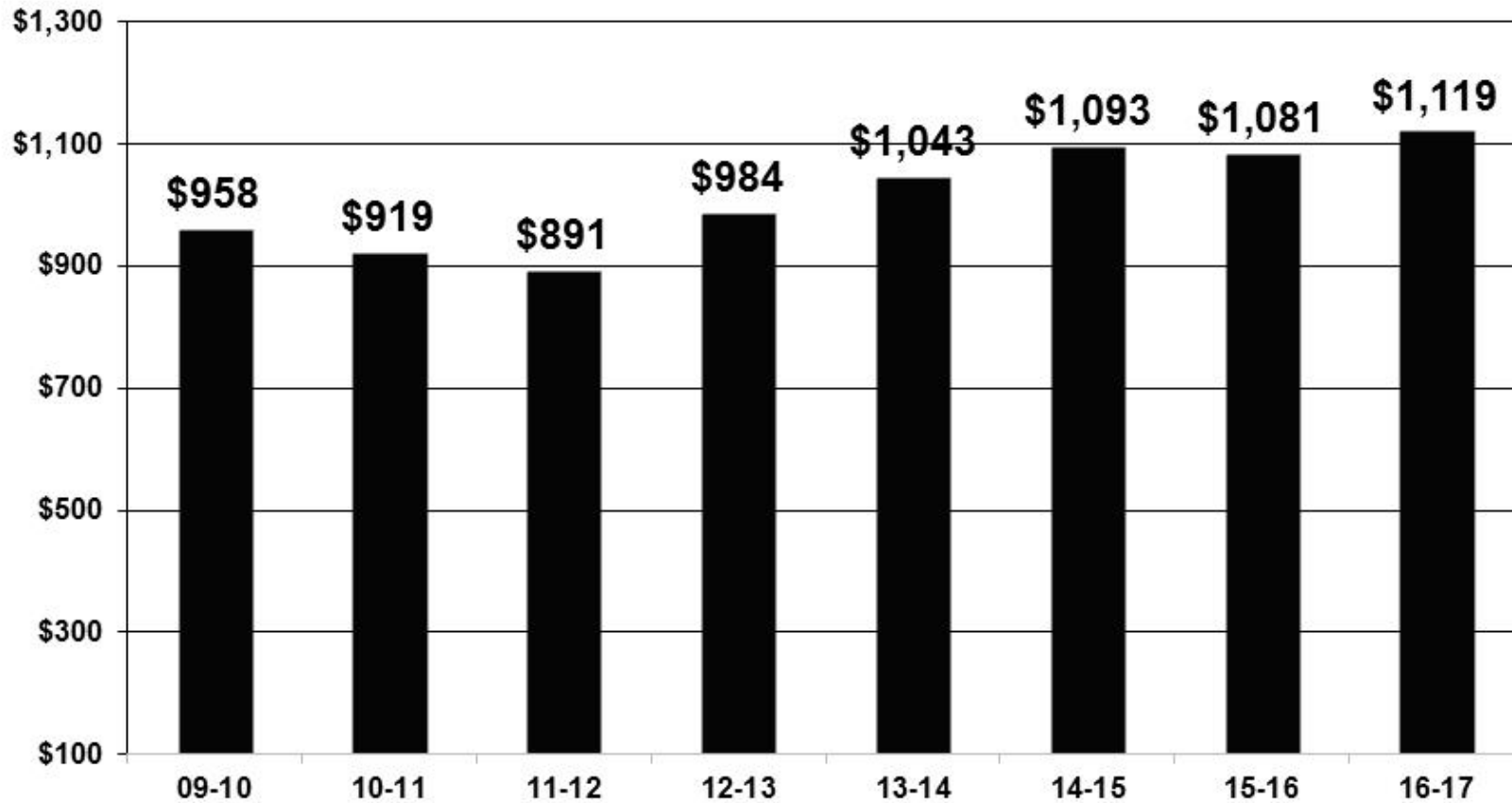
\$1,119,019,085

Proposed Budget Appropriations

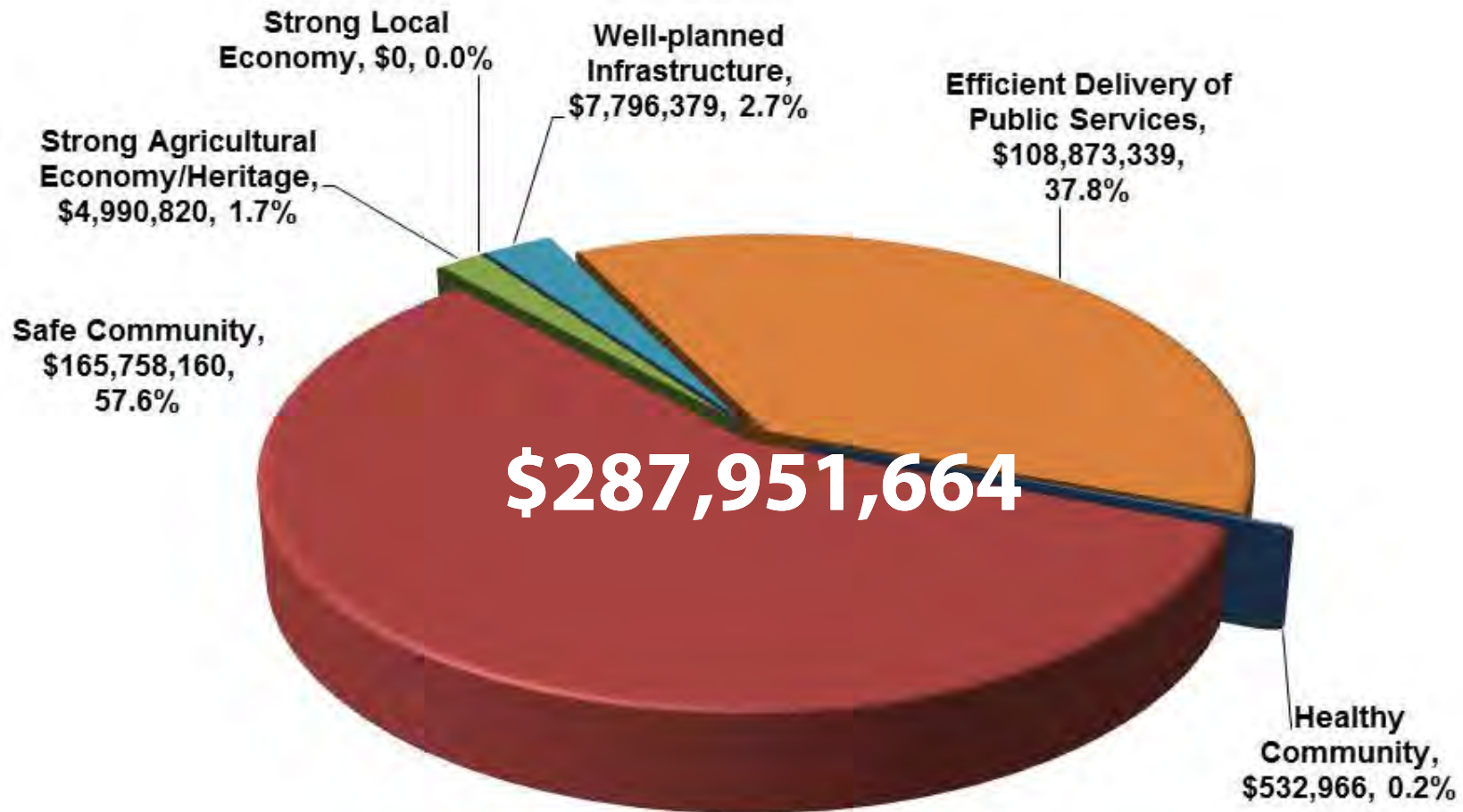


Budget Appropriations - *All Funds*

In millions

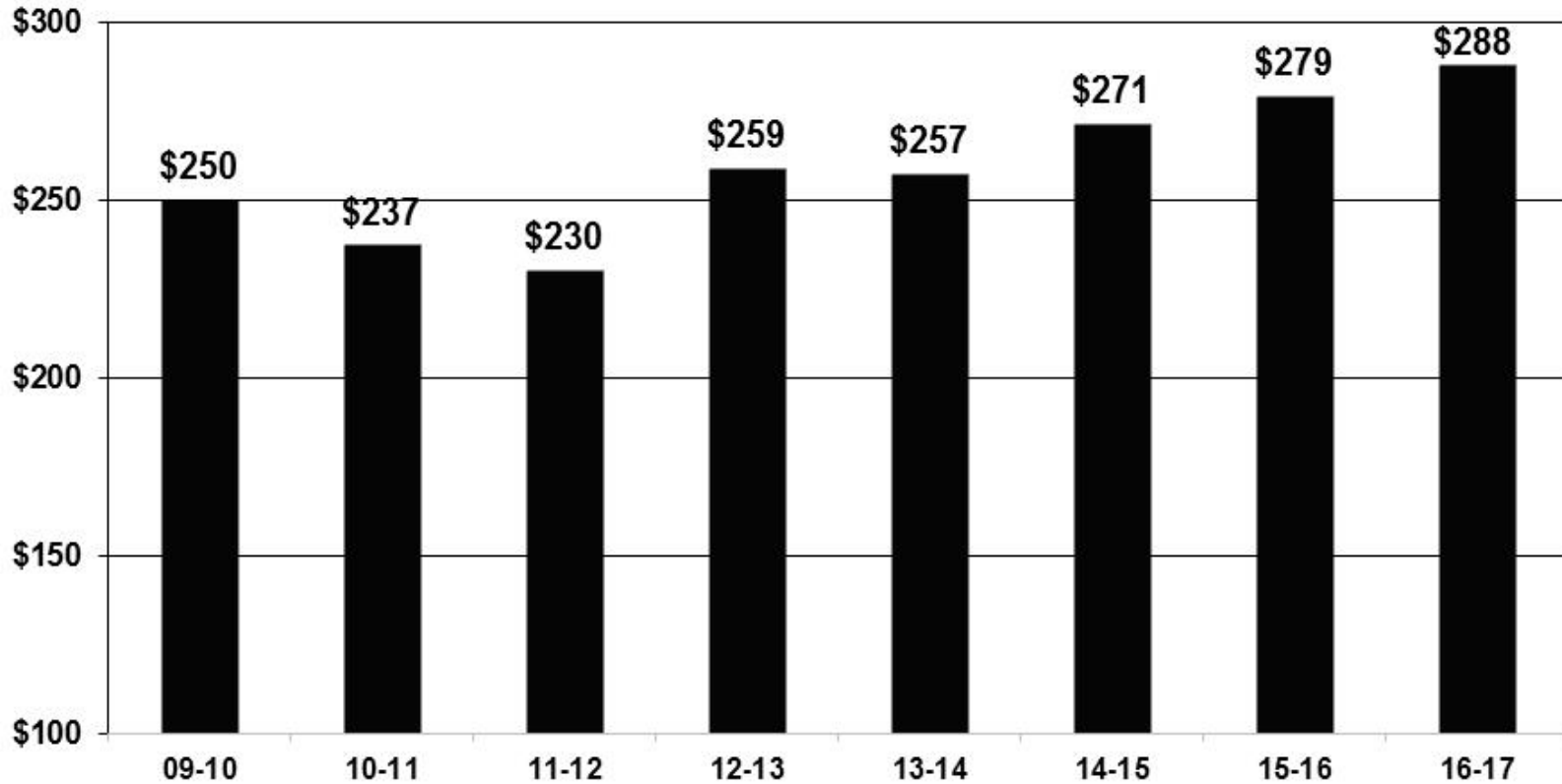


General Fund Appropriations by Priority



Budgeted General Fund Appropriations

In millions



General Fund Adjustments for 2016-2017

| | | |
|--|----------|-----------------|
| 2015-2016 Adopted Final General Fund Budget | | \$ 278,921,910 |
| Minus prior year NCC Savings carryforward | | \$ (5,340,939) |
| Minus 2015-2016 Department Revenue | | \$ (80,855,835) |
| | Subtotal | \$ 192,725,136 |

\$192,725,136

General Fund Adjustments for 2016-2017

| | | |
|--|----------|-----------------|
| 2015-2016 Adopted Final General Fund Budget | | \$ 278,921,910 |
| Minus prior year NCC Savings carryforward | | \$ (5,340,939) |
| Minus 2015-2016 Department Revenue | | \$ (80,855,835) |
| | Subtotal | \$ 192,725,136 |

| | | |
|---|----|---------------------|
| Plus Funded Service Level base adjustments | | |
| ● A Safe Community | \$ | 2,381,392 |
| ● A Healthy Community | \$ | (21,176) |
| ● A Strong Local Economy | \$ | (1,500,000) |
| ● A Strong Agricultural Economy/Heritage | \$ | 43,457 |
| ● A Well Planned Infrastructure System | \$ | 177,942 |
| ● Efficient Delivery of Public Services | \$ | (3,225,704) |
| ● Appropriations for Contingencies | \$ | 6,060,000 |
| ● Mandate Match - Permanent Reduction | \$ | (890,079) |
| ● Contributions to Other Programs | \$ | (1,196,674) |
| Total Funded Service Level Adjustments | | \$ 1,829,158 |

\$1,829,158

General Fund Adjustments for 2016-2017

| | | |
|--|----------|---------------------|
| 2015-2016 Adopted Final General Fund Budget | | \$ 278,921,910 |
| Minus prior year NCC Savings carryforward | | \$ (5,340,939) |
| Minus 2014-2015 Department Revenue | | \$ (80,855,835) |
| | Subtotal | \$ 192,725,136 |
| Total Funded Service Level Adjustments | | <u>\$ 1,829,158</u> |
| Plus Recommended Adjustments | | |
| ● A Safe Community | \$ | 1,995,823 |
| ● A Healthy Community | \$ | - |
| ● A Strong Local Economy | \$ | - |
| ● A Strong Agricultural Economy/Heritage | \$ | 11,856 |
| ● A Well Planned Infrastructure System | \$ | 452,388 |
| ● Efficient Delivery of Public Services | \$ | 188,504 |
| ● Appropriations for Contingencies | \$ | - |
| ● Mandate Match - Permanent Reduction | \$ | 143,600 |
| ● Contributions to Other Programs | \$ | 131,297 |
| Total Recommended Adjustments | | <u>\$ 2,923,468</u> |

\$2,923,468

General Fund Adjustments for 2016-2017

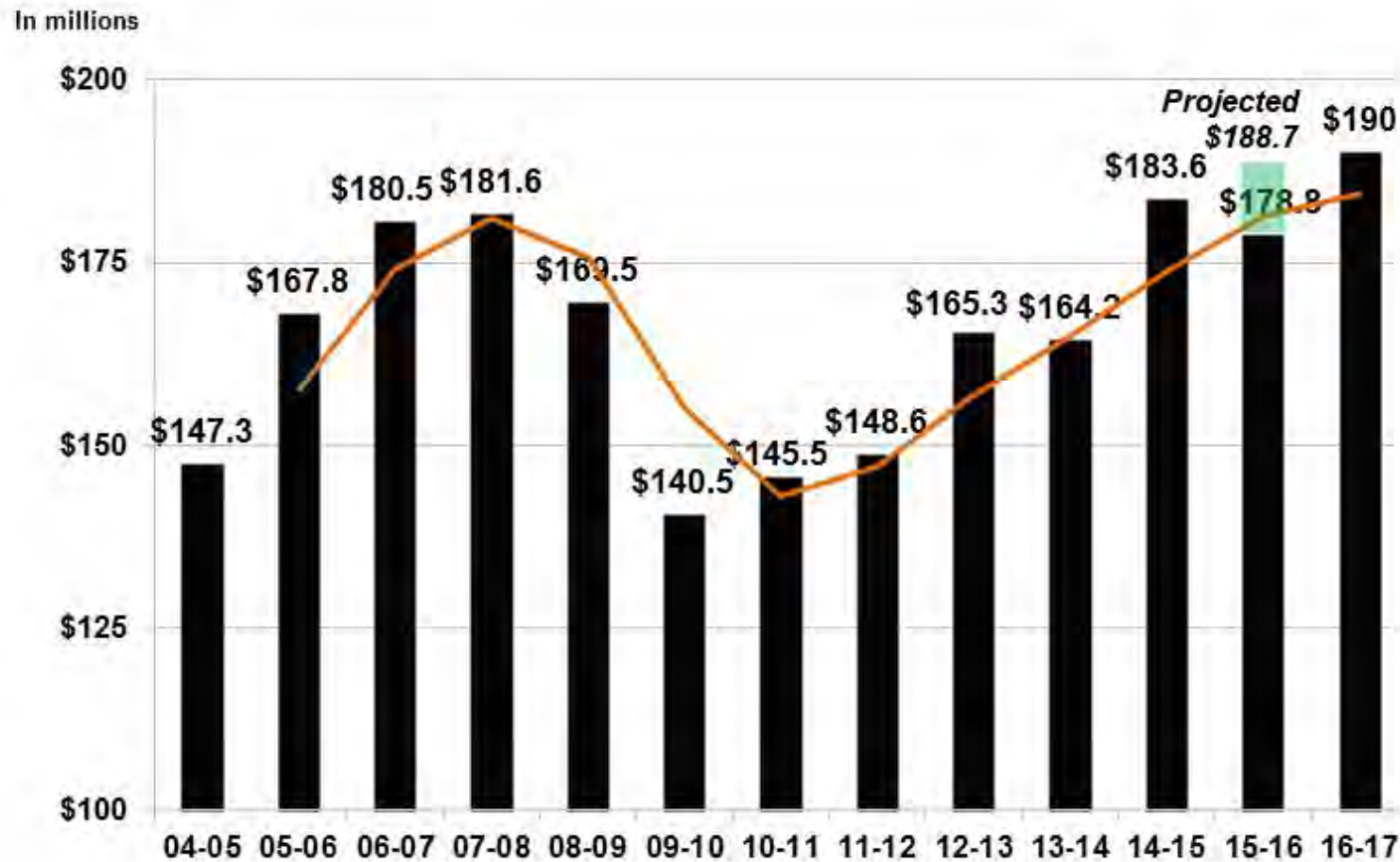
| | | |
|--|----------|-----------------|
| 2015-2016 Adopted Final General Fund Budget | | \$ 278,921,910 |
| Minus prior year NCC Savings carryforward | | \$ (5,340,939) |
| Minus 2014-2015 Department Revenue | | \$ (80,855,835) |
| | Subtotal | \$ 192,725,136 |
| Total Funded Service Level Adjustments | | \$ 1,829,158 |
| Total Recommended Adjustments | | \$ 2,923,468 |
| Total 2015-2016 NCC Savings Carryforward | | \$ - |
| Plus 2016-2017 Department Revenue | | \$ 90,473,902 |
| Total 2016-2017 Recommended General Fund Final Budget | | \$ 287,951,664 |

\$287,951,664

General Fund – *How it's Balanced*

| General Fund | FY 2014-2015 Adopted Final Budget | FY 2015-2016 Adopted Final Budget | FY 2016-2017 Recommended Proposed Budget |
|---|--|--|---|
| Departmental Appropriations | \$ 260,062,780 | \$ 269,251,046 | \$ 273,720,800 |
| Appropriations for Contingencies | \$ 11,020,864 | \$ 8,170,864 | \$ 14,230,864 |
| Economic Development Bank (Fund 105) | | \$ 1,500,000 | \$ |
| Total Appropriations | \$ 271,083,644 | \$ 278,921,910 | \$ 287,951,664 |
| Departmental Revenue | \$ 72,605,544 | \$ 80,855,835 | \$ 80,478,412 |
| Net County Cost | \$ 198,478,100 | \$ 198,066,075 | \$ 197,477,762 |
| | | | |
| Sources of Funding | | | |
| Discretionary Revenue | \$ 169,038,478 | \$ 178,801,791 | \$ 190,005,874 |
| Fund Balance - Assigned NCC Carryover Savings | \$ 12,345,632 | \$ 5,340,939 | \$ - |
| FB - Assigned & Non-Sendable PY Encum (0105) | \$ 17,093,990 | | \$ - |
| Fund Balance - Unassigned | \$ - | \$ 13,923,345 | \$ 7,471,888 |
| Total Sources of Funding | \$ 198,478,100 | \$ 198,066,075 | \$ 197,477,762 |
| Balance | \$ - | \$ - | \$ - |

Total Discretionary Revenue



- Numbers are actual except for projected 15-16 and budget 16-17
- Moving average trendline included

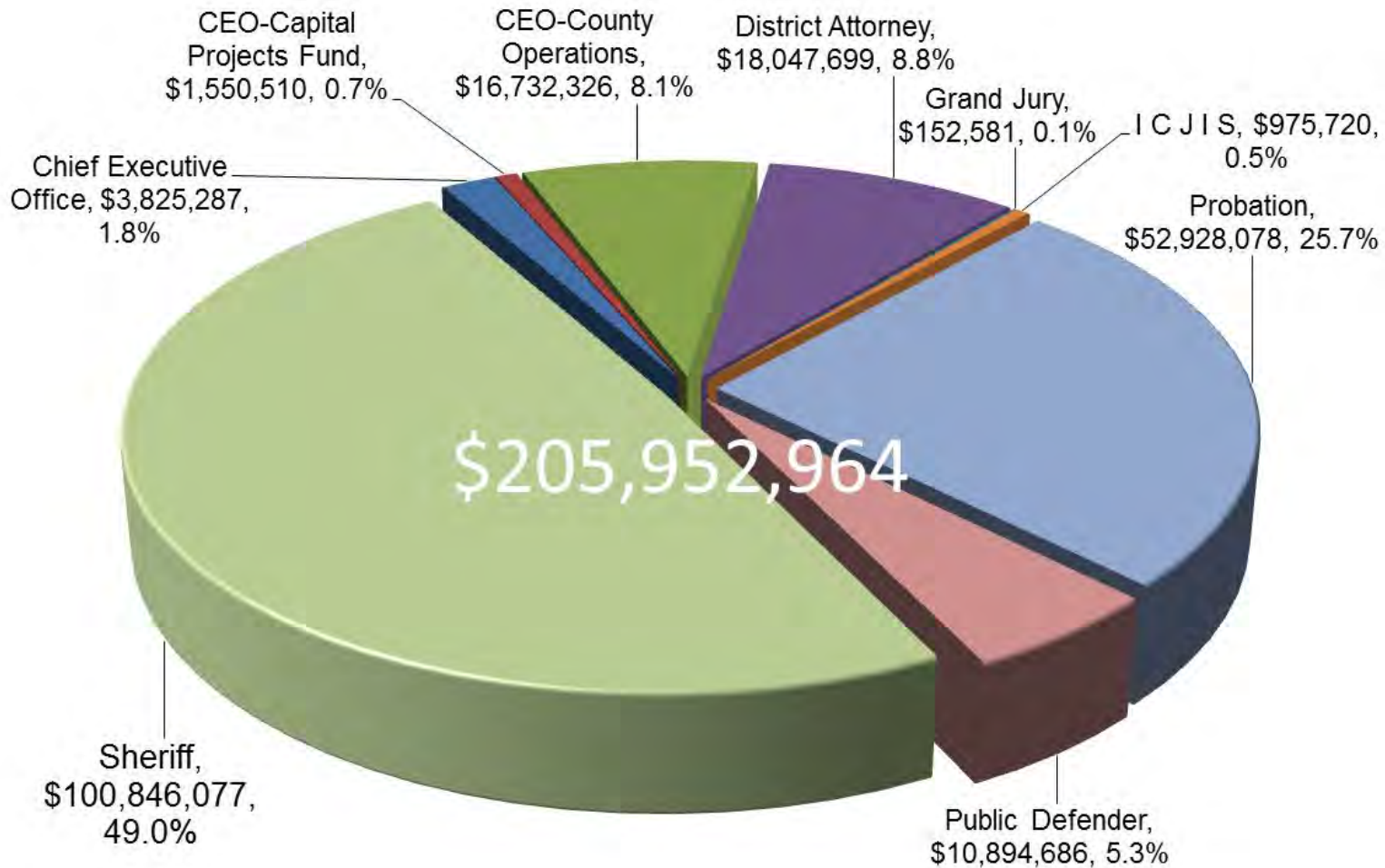
Long Range Model

| ITEM | 2016-2017 Recommended Proposed | 2017-2018 Projected Budget | 2018-2019 Projected Budget | 2019-2020 Projected Budget |
|--|--------------------------------------|----------------------------------|----------------------------------|----------------------------------|
| Funding Assumptions: | | | | |
| Discretionary Revenue | \$ 190,005,874 | \$ 195,300,000 | \$ 200,600,000 | \$ 206,300,000 |
| Departmental Revenue | 90,473,902 | 91,400,000 | 92,300,000 | 93,200,000 |
| Unassigned Fund Balance | 7,471,888 | 4,700,000 | 6,500,000 | 6,400,000 |
| Total Funding | \$ 287,951,664 | \$ 291,400,000 | \$ 299,400,000 | \$ 305,900,000 |
| Expenditure Assumptions: | | | | |
| Base Budget | \$ 275,644,508 | \$ 276,500,000 | \$ 285,400,000 | \$ 293,900,000 |
| Debt Service Acceleration | 1,315,728 | 1,300,000 | | - |
| Jail Facility - Staffing and Operations | 4,991,428 | 12,000,000 | 20,300,000 | 20,700,000 |
| Public Safety Restoration | 6,000,000 | 8,000,000 | 8,000,000 | 8,000,000 |
| Total Expenditures | \$ 287,951,664 | \$ 297,800,000 | \$ 313,700,000 | \$ 322,600,000 |
| Total (deficit in brackets) | \$ - | \$ (6,400,000) | \$ (14,300,000) | \$ (16,700,000) |
| Budget Reductions, Revenue or Additional Use of One-Time Funding | \$ - | \$ 6,400,000 | \$ 14,300,000 | \$ 16,700,000 |
| Balance | \$ - | \$ - | \$ - | \$ - |

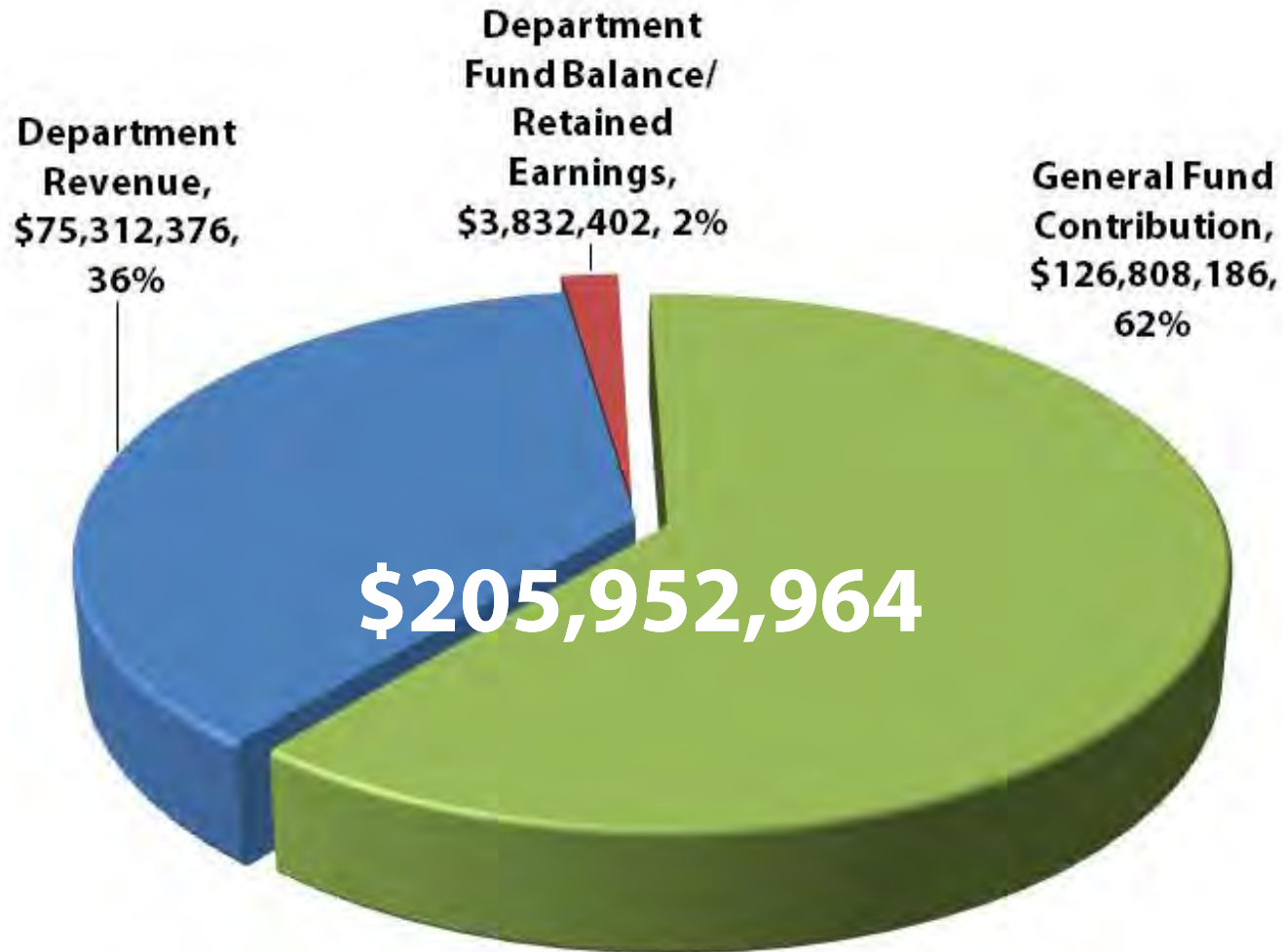
Safe Community

- **CEO-OES/Fire Warden**
- **CEO-Capital Projects**
- **CEO-County Operations**
- **District Attorney**
- **Grand Jury**
- **Integrated Criminal Justice Information System (ICJIS)**
- **Probation**
- **Public Defender**
- **Sheriff**

Safe Community – Appropriations



Safe Community – *Funding Sources*



Safe Community – *Public Safety Restoration*

| Department | Phase I | | Phase II | Phase III |
|-------------------|--------------------------|--------------------------|--------------------------|--------------------------|
| | Fiscal Year 2014-2015 | Budget Year 2015-2016 | Budget Year 2016-2017 | Budget Year 2017-2018 |
| District Attorney | \$291,300 | \$584,000 | \$876,000 | \$1,168,000 |
| Probation | \$349,500 | \$700,000 | \$1,050,000 | \$1,400,000 |
| Public Defender | \$111,280 | \$220,000 | \$330,000 | \$440,000 |
| Sheriff | \$1,247,920 | \$2,496,000 | \$3,744,000 | \$4,992,000 |
| Total | \$2,000,000 | \$4,000,000 | \$6,000,000 | \$8,000,000 |

Safe Community – *Public Safety Restoration*

| Department | Phase I | | Phase II | Phase III |
|-------------------|--------------------------|--------------------------|--------------------------|--------------------------|
| | Fiscal Year 2014-2015 | Budget Year 2015-2016 | Budget Year 2016-2017 | Budget Year 2017-2018 |
| District Attorney | 4 | 4 | 7 | 9 |
| Probation | 13 | 13 | 25 | 26 |
| Public Defender | 4 | 4 | 4 | 5 |
| Sheriff | 18 | 18 | 27 | 35 |
| Total | 39 | 39 | 63 | 75 |

Safe Community – PSR Highlights

- **Sheriff**

- Six Deputy Sheriffs – assigned to Patrol operations to improve response times in the community
- Two Assistant Cooks – assigned to Detention
- Manager IV – Information Technology Manager

Safe Community – PSR Highlights

- **Probation**

- Five Probation Officers (three DPO II, one DPO III and one Supervisor) – assigned to Field Services to improve services provided through the Day Reporting Center, Domestic Violence cases, internal investigations and training
- Seven Probation Corrections Officers (six PCO II and one Supervisor) to provide appropriate shift relief and supervision mandates for juvenile facilities

Safe Community – PSR Highlights

- **District Attorney**
 - One Attorney V and two Criminal Investigators - assigned to support investigations and prosecutions of gang and homicide cases
- **Public Defender**
 - No new positions in Phase II

Safe Community

- **CEO-OES Fire Warden**

Total increase of \$456,852 to meet critical business needs, funded by net county cost

- Provides for the new cost allocation plan for SR 911 dispatch fees to include updated subsidy policy to support local fire agencies
- Expands the Countywide security program – updated recommendation to use Manager I position
- Restores an unfunded Staff Services position for emergency response planning and training

Safe Community

- **District Attorney**

Increase of \$586,411 to meet critical business needs, funded by net county cost

- Supports three existing positions in the Consumer Fraud Unit that have previously been partially funded from revenues received from prosecution of consumer fraud cases
- Provides for the purchase of portable “dual-band” radios, IT storage and software and the reclassification of a Clerical Manager (Manager II) to an IT Manager (Manager III)

Safe Community

- **Probation**
 - An increase of \$39,000 to meet critical business needs, including Emergency Vehicle Operations Course (EVOC) training for 116 staff members funded by net county cost
 - Add one new Supervising Probation Officer position to function as a Community Liaison, funded by Corrections Performance Incentive Funds

Safe Community

- **Public Defender**

- An increase in net county cost of \$27,000 is recommended to fund replacement and update Information Technology (IT) equipment

Safe Community

- **Sheriff**

Increase of \$1,130,237 to meet critical business needs

- \$233,677 in Administration for improved processing of concealed weapon permits (includes one new position and offsetting revenue)
- \$100,000 for Detention recruitment activities
- \$250,000 in Operations to fund a radio tower project to improve communications in the Waterford area
- \$546,560 in Operations to support mostly one-time costs for equipment, training and facility needs

Safe Community

- **Sheriff**

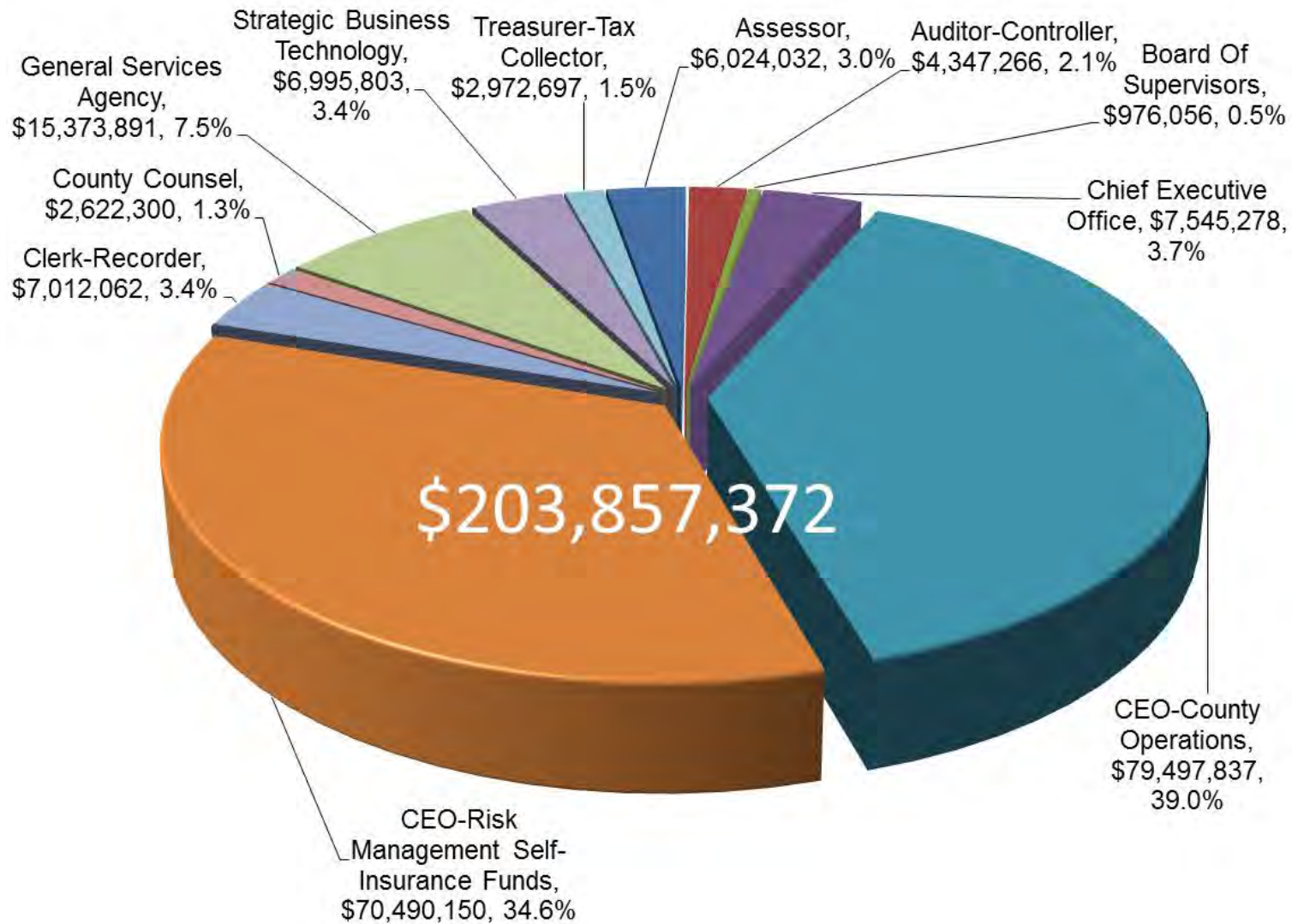
- The Sheriff will implement a phased staffing plan to occupy the AB 900 Project Units and functions
- Add three new positions outside of PSR program:
 - One Legal Clerk III to expedite the processing of CCW applications;
 - One Sergeant to serve in contract cities;
 - One Manager I to support the County Security Program assigned to the Office of Emergency Services

Efficient Delivery of Public Services

- **Assessor**
- **Auditor-Controller**
- **Board of Supervisors**
- **Chief Executive Office**
- **Clerk-Recorder**
- **County Counsel**
- **General Services Agency**
- **Strategic Business Technology**
- **Treasurer-Tax Collector**

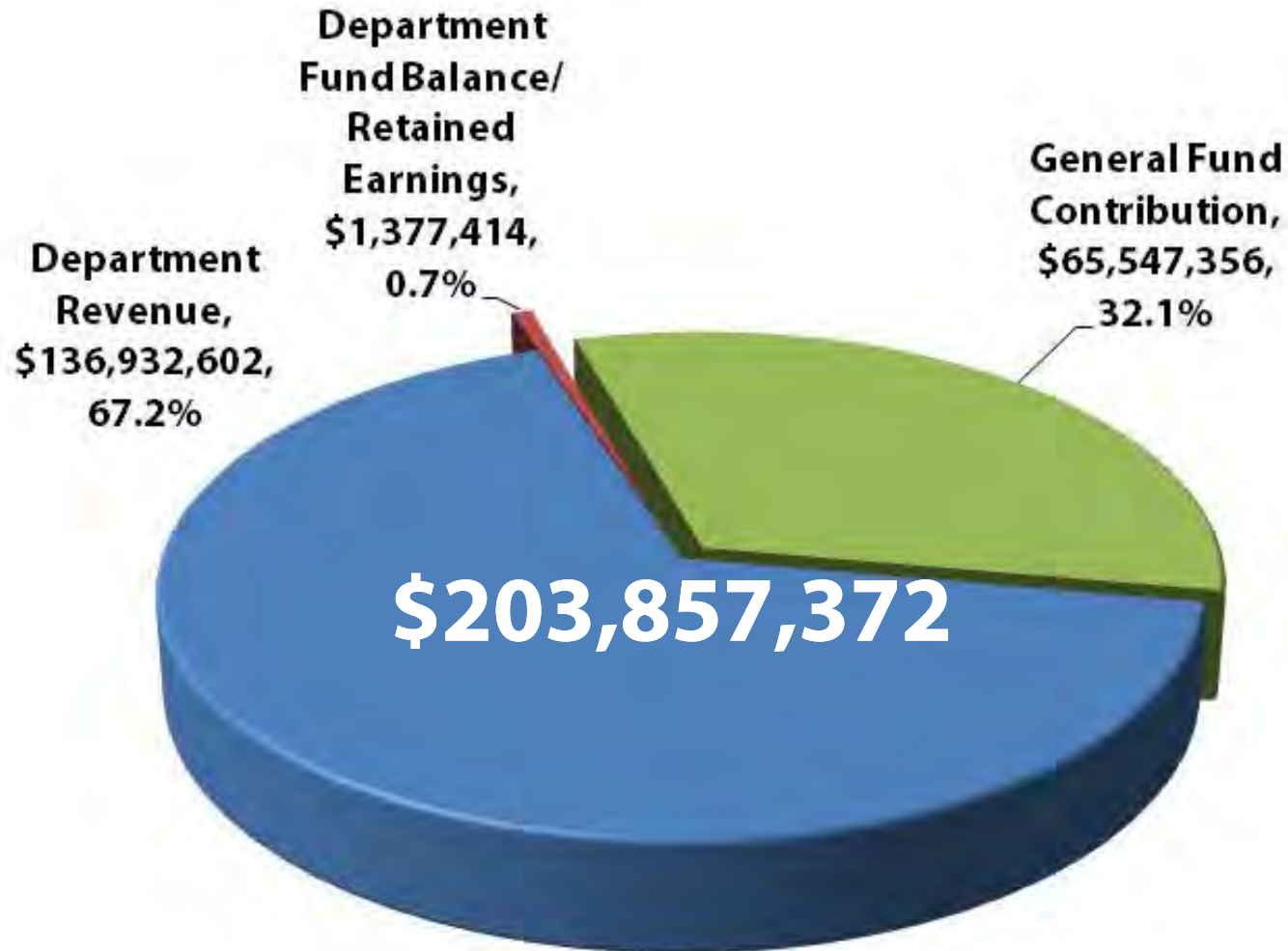
Efficient Delivery of Public Services

Appropriations



Efficient Delivery of Public Services

Funding Sources



Efficient Delivery of Public Services

- **Service Delivery Highlights**
 - The Assessor department plans to transition from the AutoCAD platform mapping process to the Geographic Information System (GIS) geodatabase parcel fabric
 - The Auditor-Controller department review the assumptions and methodologies used to prepare the annual Cost Plan

Efficient Delivery of Public Services

- **Service Delivery Highlights**

- The Clerk-Recorder - Elections division will conduct the 2016 Presidential General Election in November
- The General Services Agency plans to update and revise County Purchasing Policies and Procedures

Efficient Delivery of Public Services

- **Service Delivery Highlights**

- The Board of Supervisors office will enhance public information by building upon the newly designed Stancounty.com website to provide information to the public that is connected to an expanded social media presence
- The Chief Executive Office will continue support for Focus on Prevention and alignment with the County's Mission, Vision, and Values to develop priorities and goals that will take the County into Budget Year 2020 and beyond

Efficient Delivery of Public Services

- **Service Delivery Highlights**
 - The Strategic Business Technology (SBT) department will focus on the development and implementation of IT Innovation projects
 - SBT will upgrade internet connection to more than double the existing speed
 - The Treasurer-Tax Collector department will work to reduce the number of properties going to tax sale

Efficient Delivery of Public Services

- **Assessor**
 - An increase of \$183,504 in the Assessor's net county cost to cover costs associated with recommended staffing changes
 - Restore one Account Clerk III position to increase efficiency in operations in processing deeds

Efficient Delivery of Public Services

- **Assessor**

- Restore one unfunded Appraiser Technician position to complete the tasks generated by a sharp increase ag-related activity; funded with General fund
- Restore one unfunded Auditor-Appraiser III position and reclassify upward to an Application Specialist III to assist in mapping improvements; funded with General fund

Efficient Delivery of Public Services

- **CEO – County Operations**

- Additional funding for one-time costs associated with opening the new Stanislaus Veterans Center in the Plant Acquisition budget
- Increased appropriations in Appropriations for Contingencies to fund the 5% vacancy rate at year-end for those departments who fill their allocated positions

Efficient Delivery of Public Services

- **CEO – County Operations**
 - Funding for the initial opening of the AB 900 Phase II Public Safety Center Expansion Projects estimated for March 2017, expert witnesses for the District Attorney, and for the Presidential Election
- **Clerk-Recorder – Elections Division**
 - \$150,000 has been reserved in Appropriations for Contingencies for the Presidential Election.

Efficient Delivery of Public Services

- **General Services Agency**
 - Add three new Maintenance Engineer II positions in the Facilities Maintenance Division; funded by department revenue
 - In Fleet Services, add one new Administrative Clerk position to provide clerical support and use retained earnings to fund fleet management software

Efficient Delivery of Public Services

- **Strategic Business Technology (SBT)**
 - Beginning in Budget Year 2016-2017, the County's Geographical Information System (GIS) Central team will reside in SBT, including the transfer of two positions from Public Works to SBT
 - Add one Software Developer Analyst II/III- meet the increasing demand for software development services; funded with department revenue

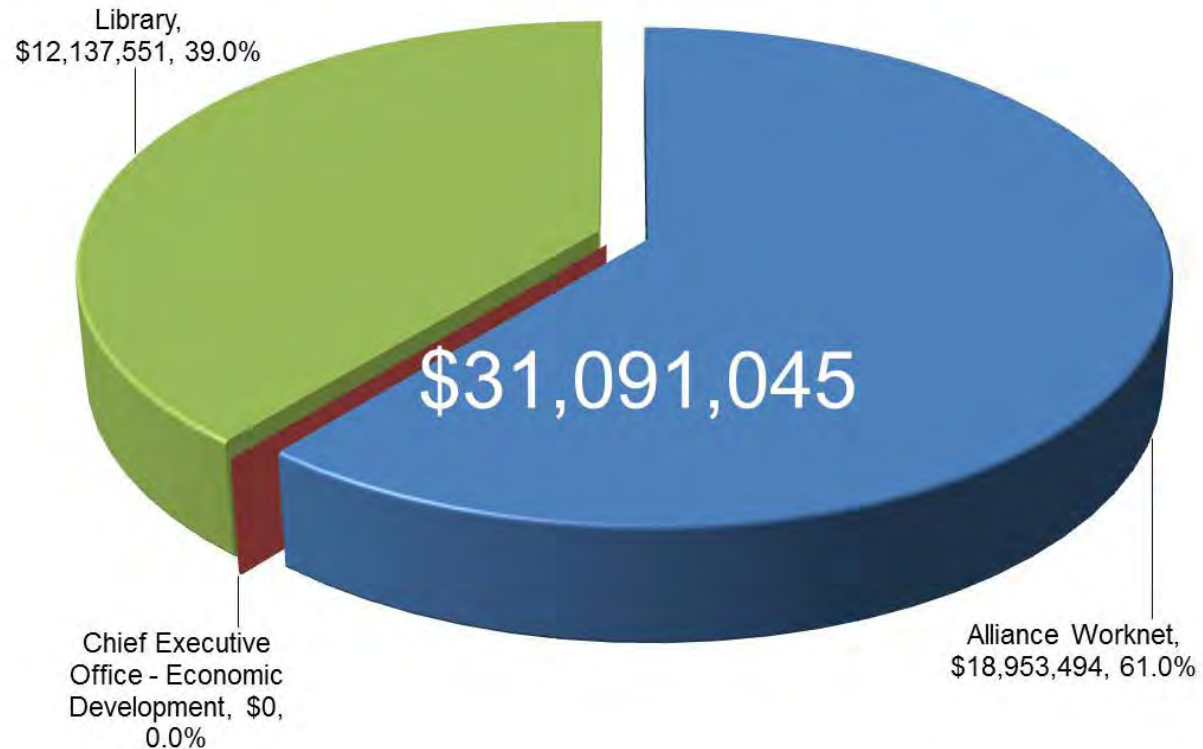
Vehicle Acquisition

| Department | Vehicles |
|---------------------------|-----------|
| Agriculture Commissioner | 8 |
| Animal Services (SASA) | 1 |
| BHRS | 4 |
| Community Services Agency | 6 |
| Cooperative Extension | 1 |
| District Attorney | 6 |
| Environmental Resources | 10 |
| GSA | 6 |
| Health Services Agency | 1 |
| OES | 1 |
| Parks | 7 |
| Probation | 9 |
| Public Defender | 2 |
| SBT | 1 |
| Sheriff | 33 |
| Total | 96 |

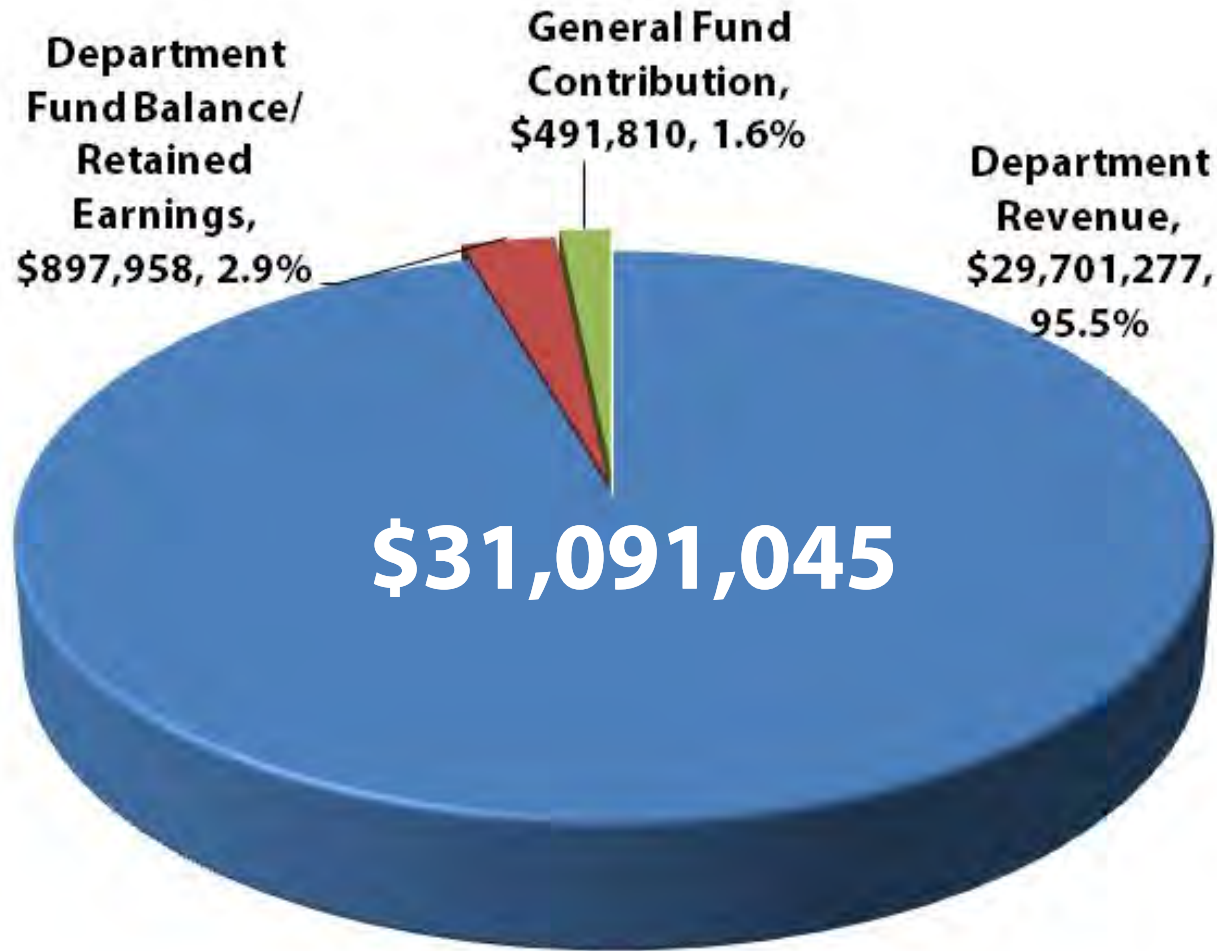
96 TOTAL
18 New +
78 Replacement

Strong Local Economy

- Alliance Worknet
- CEO-Economic Development Bank
- Library



Strong Local Economy – *Funding Sources*



Strong Local Economy

- **Service Delivery Highlights**
 - The Alliance Worknet will prepare for and ensure the Workforce Innovation and Opportunity Act transition process has minimal impact to the customer base
 - The Alliance Worknet will ensure the new Workforce Development Board is well-oriented in their role and responsibilities

Strong Local Economy

- **Service Delivery Highlights**
 - The Library will create a Maker Space at the Modesto Library in support of academic and career paths
 - The Library will expand children's computer areas to include additional early literacy learning stations for children and teens to learn at their libraries

Strong Local Economy

- **Alliance Worknet**
 - The Department is using a phased implementation approach to implement the Workforce Innovation and Opportunity Act (WIOA)

Strong Local Economy

- **Library**

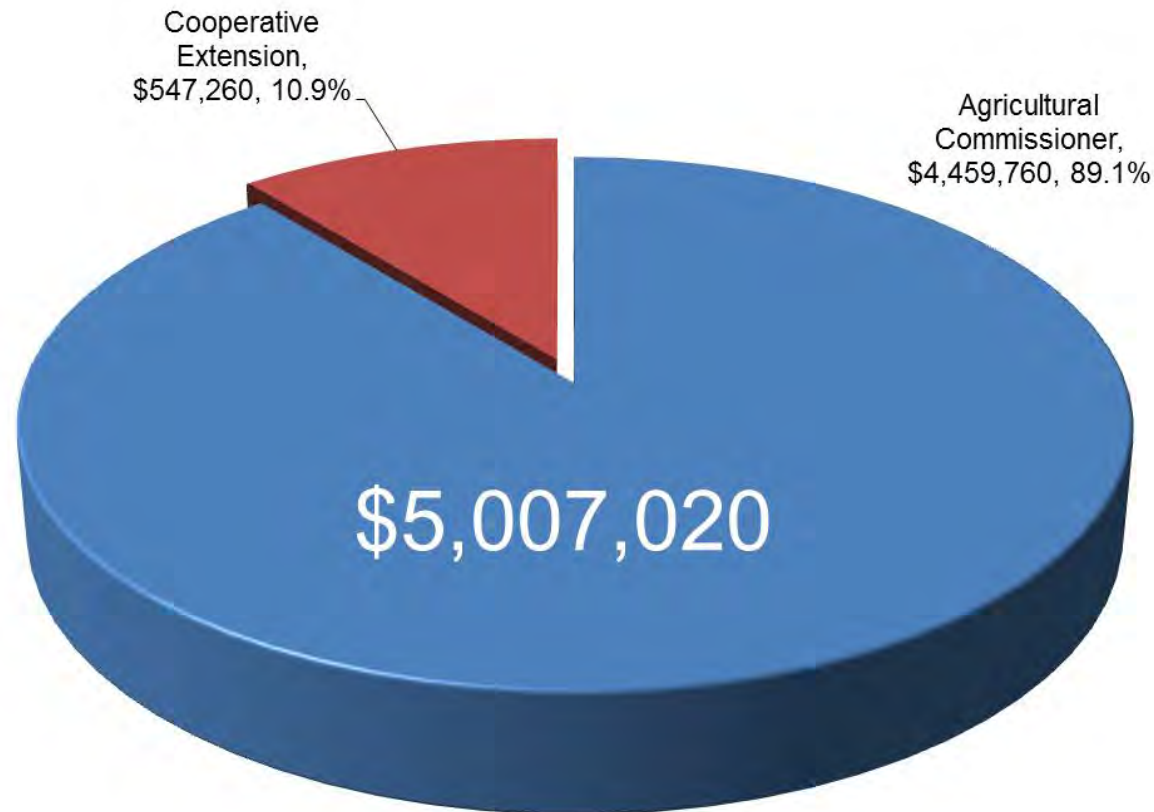
- The proposed budget reflects a 7.7% increase over last year's budget primarily due to increases in salaries for funding positions that were historically left vacant, to implement opening branches on Fridays, add library materials and online resources, new technology and deferred maintenance projects

Strong Local Economy

- **Library**
 - \$897,958 of departmental fund balance to fund deferred maintenance projects rolled forward from the prior fiscal year as well as newly identified renovation and deferred maintenance projects at library branches

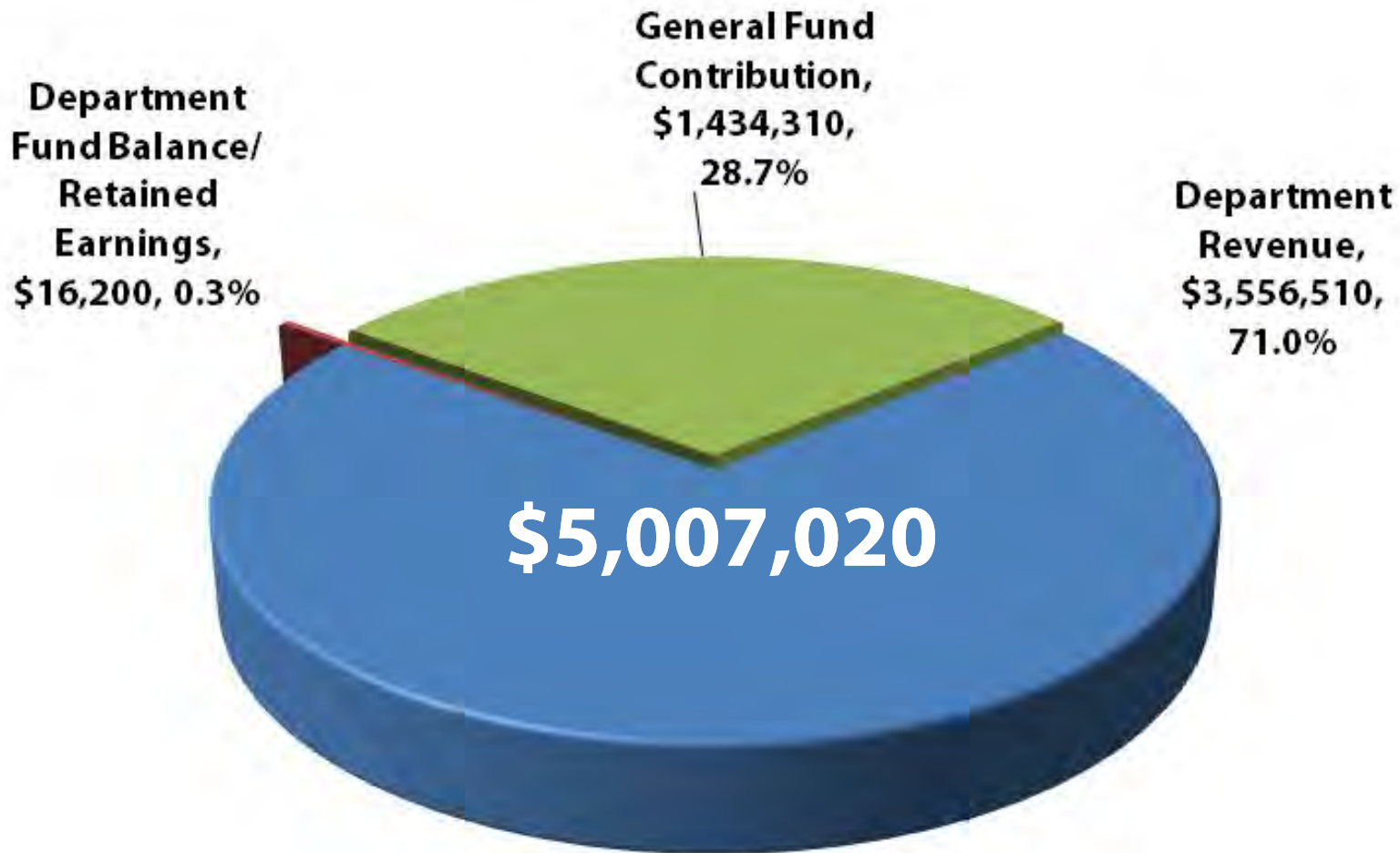
Strong Agricultural Economy/Heritage

- **Agricultural Commissioner**
- **Cooperative Extension**



Strong Agricultural Economy/Heritage

Funding Sources



Strong Agricultural Economy/Heritage

- **Service Delivery Highlights**

- The Agricultural Commissioner will implement two mobile applications to track all field related pesticide enforcement and pest detection activities
- The Agricultural Commissioner will support the Asian citrus psyllid quarantines established by the State and any related pest detection activities

Strong Agricultural Economy/Heritage

- **Service Delivery Highlights**
 - UC Cooperative Extension will carry out nine research projects covering various aspects of pest management
 - UC Cooperative Extension will increase outreach and programmatic delivery to underserved communities

Strong Agricultural Economy/Heritage

- **Cooperative Extension**

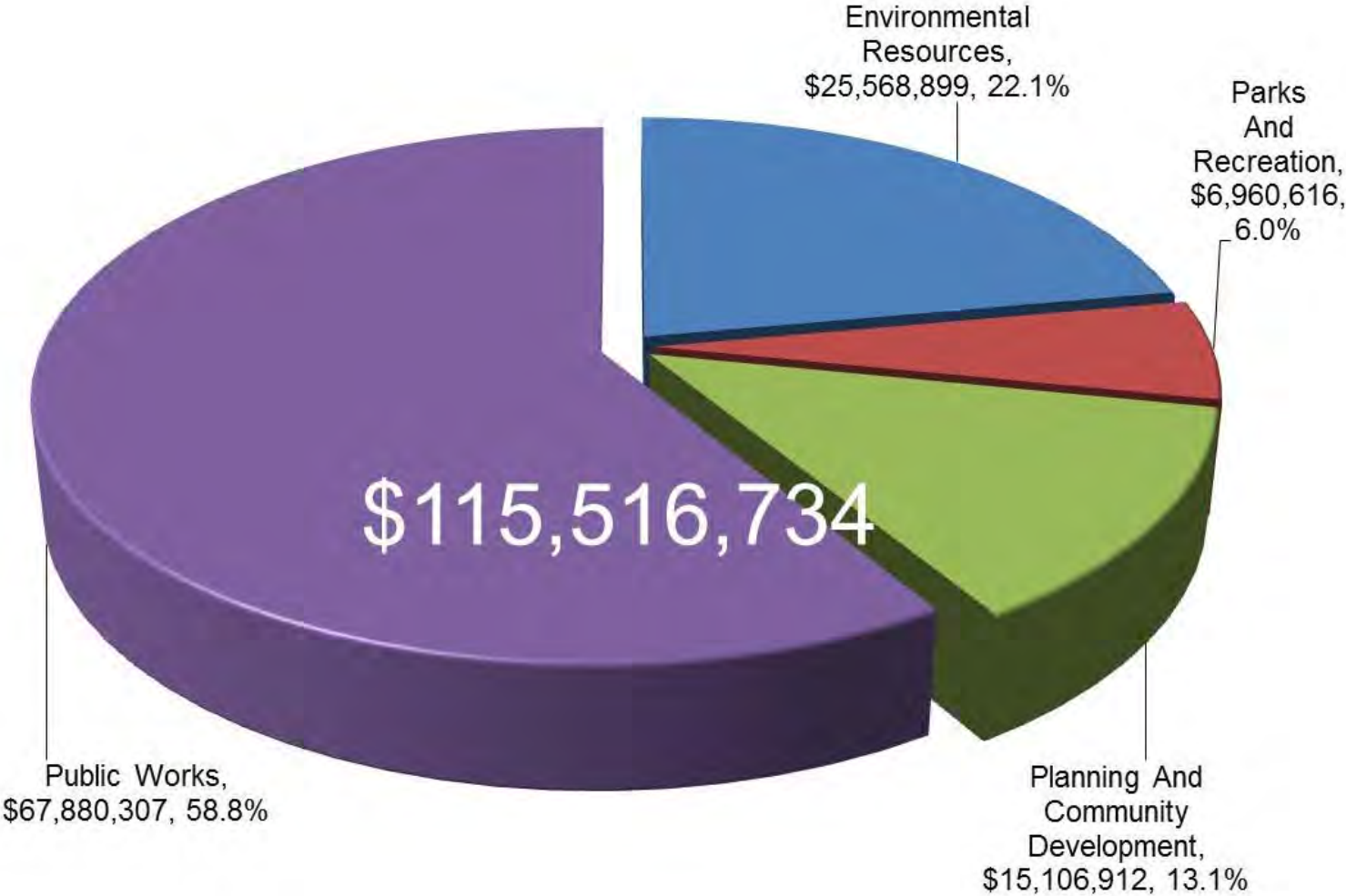
- An increase of \$11,856 using net county cost to hire an extra-help/seasonal Agricultural Assistant I to support increasing workload for new positions added by the University of California system

Well Planned Infrastructure System

- **Environmental Resources**
- **Parks and Recreation**
- **Planning and Community Development**
- **Public Works**

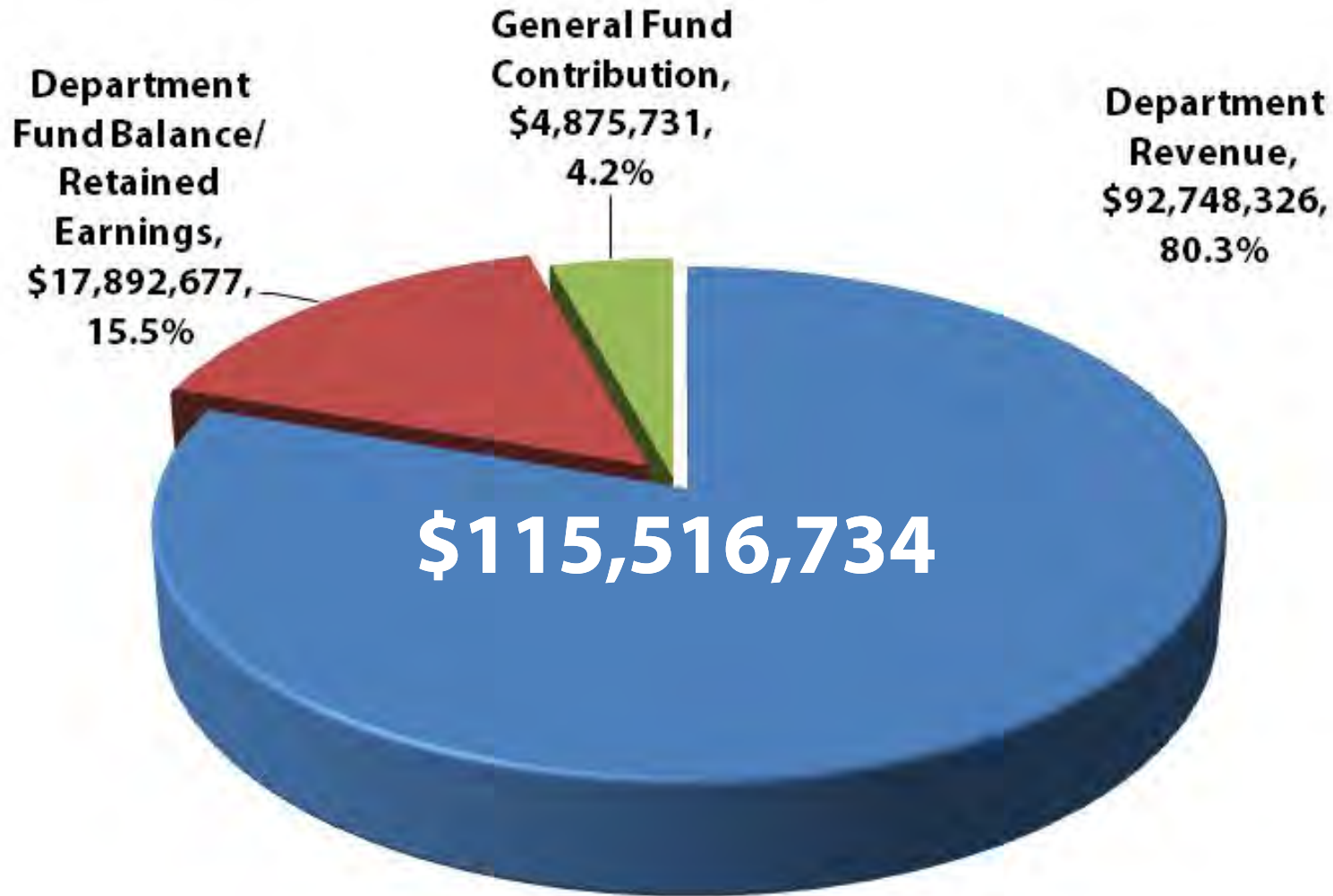
Well Planned Infrastructure System

Appropriations



Well Planned Infrastructure System

Funding Sources



Well Planned Infrastructure System

- **Service Delivery Highlights**

- Implementation of the Sustainable Groundwater Management Act
- Develop and construct the Modesto Reservoir Fuel Pump Project
- Implement building permits electronic plan check review
- Review development processes in an effort to continued streamline permitting requirements
- Complete the Hatch Rd. and Santa Fe Ave. widening and signalization project

Well Planned Infrastructure System

- **Environmental Resources**

- Continue with year two of a three-year restoration plan for the Code Enforcement (CE) unit
- This plan includes restoring a Zoning Enforcement Officer (ZEO) in Budget Year 2016-2017; an increase of \$111,598 funded by net county cost

Well Planned Infrastructure System

- **Environmental Resources**

- Restore one unfunded Senior Environmental Health Specialist position- support increased workload and monitoring for several programs; funded with department revenue
- Add one Staff Services Analyst position to replace an extra-help position assigned to solid waste; funded with franchise fees
- Restore one unfunded Landfill Equipment Operator III position at Fink Road Landfill to reduce some reliance on part-time extra help staff

Well Planned Infrastructure System

- **Parks and Recreation**
 - One-time costs of \$253,300 are recommended to fund various maintenance needs at Modesto and Woodward Reservoirs, Kiwanis Youth Camp, Laird Park, Basso Bridge restroom roof demo, and various equipment purchases
 - Ongoing increase of \$47,309 supports increased contract costs for PAL
 - An increase of \$64,837 is recommended for the Tuolumne River Regional Park
 - Total increase of \$365,446, funded by net county cost

Well Planned Infrastructure System

- **Planning and Community Development**
 - Restore a Manager III position for the purpose of on-going General Plan; funded by General Plan Maintenance fees revenue
 - Increase net county cost \$20,000 to procure a consultant to conduct a fee study

Well Planned Infrastructure System

- **Planning – Building Permits**
 - Building Permits will use \$74,976 in fund balance for one-time costs for administrative extra help to assist with filing, scanning, and processing of documents for building permits; a refresh of code books; and for electronic plan check equipment and computer equipment refresh

Well Planned Infrastructure System

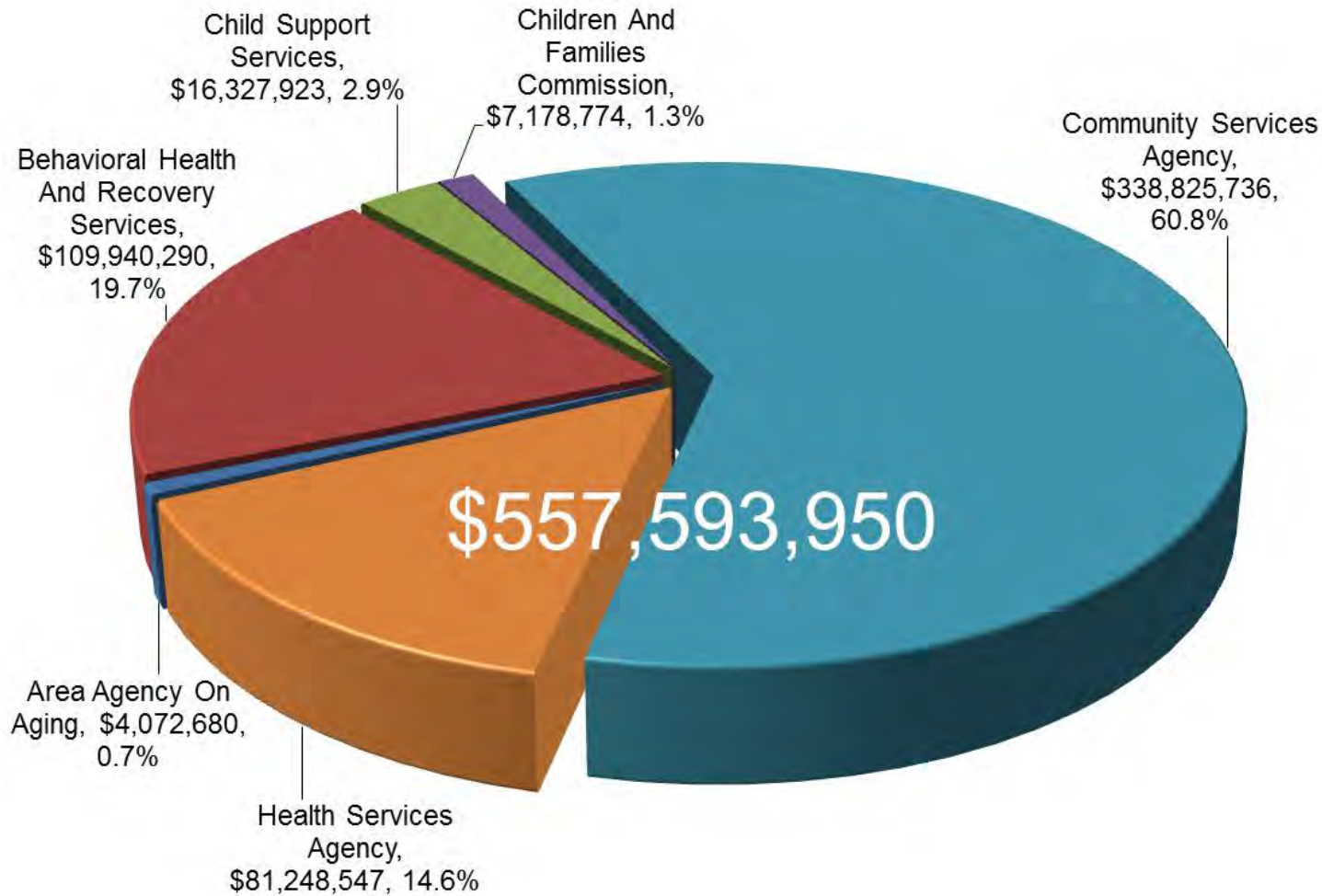
- **Public Works**

- Continued loss in HUTA revenue has affected road maintenance funding. The Department anticipates the use of \$1.7 million of Fund Balance for road maintenance operations and local match funding for bridge and road projects as a result of the loss in revenue
- Add a new Manager I position to be dedicated as the Assistant Human Resources Manager for the Department, funded with department revenue

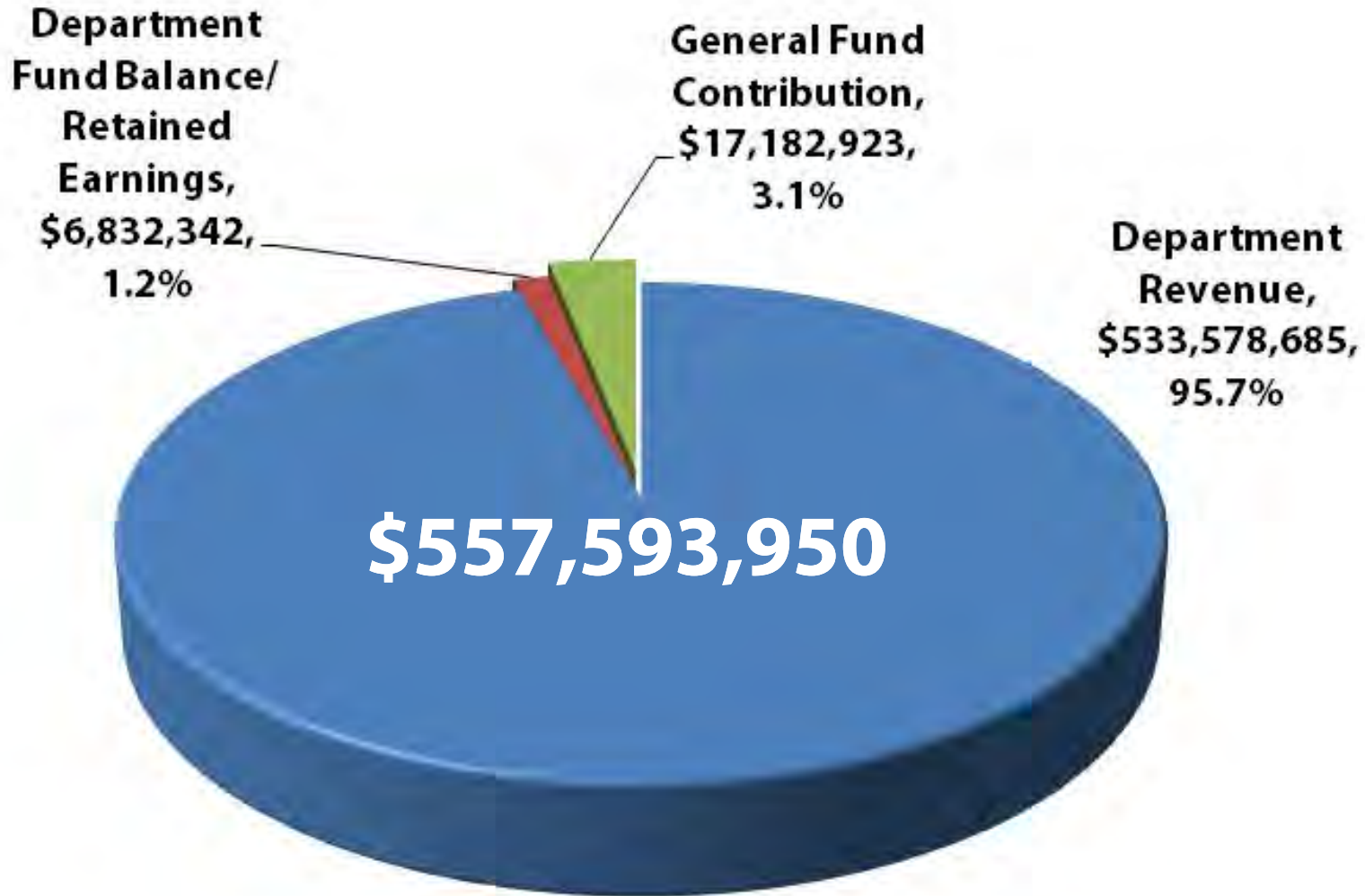
Healthy Community

- **Area Agency on Aging/Veterans Services**
- **Behavioral Health and Recovery Services**
- **Child Support Services**
- **Children and Families Commission**
- **Community Services Agency**
- **Health Services Agency**

Healthy Community - Appropriations



Healthy Community - Funding Sources



Healthy Community

- **Service Delivery Highlights**
 - Provide services to over 12,000 seniors through meals and other programs
 - Provide behavioral health services to County residents, including the County's Psychiatric Health Facility, Crisis Stabilization Unit and implementation of a new Child/Adolescent Crisis Intervention Program
 - Collect and distribute approximately \$50 million of child support to families

Healthy Community

- **Service Delivery Highlights**
 - Provide access to health care and nutrition assistance to 1 in 2 residents of the County, and provide aid to 1 in 21 residents of the County
 - Provide primary and specialty health care services annually to over 36,500 individuals, including indigent persons
 - \$17.2 million in local discretionary match leverage total funds of \$528.8 million to support the Board's Healthy Community priority

Healthy Community

- **Area Agency on Aging (AAA)/Veterans Services**
 - As a result of flat funding at the State and Federal level and increased salary and benefits costs, the Department is projecting the use of fund balance to fully fund its allocated positions
 - The Department anticipates moving into the new Stanislaus Veterans Center in the fall of 2016

Healthy Community

- **Behavioral Health and Recovery Services**
 - Demand for services has increased
 - Increased need for inpatient beds for adults and children
 - Programs at Stanislaus Recovery Center for adults; new Crisis Intervention Program for children

Healthy Community

- **Behavioral Health and Recovery Services**
 - Add 16 positions as follows:
 - Alcohol and Drug
 - One Manager IV, one Staff Services Analyst, one Behavioral Health Specialist II, one Administrative Clerk III
 - BHRS
 - One Behavioral Health Advocate, two Mental Health Clinician II, one Stock Delivery Clerk II, one Behavioral Health Specialist II

Healthy Community

- **Behavioral Health and Recovery Services**
 - (Continued) add 16 positions, funded by department revenue, as follows:
 - **Managed Care**
 - One Mental Health Clinician II
 - **Mental Health Services Act (MHSA)**
 - One Behavioral Health Specialist II, one Psychiatric Nurse II, four Clinical Services Technician II

Healthy Community

- **Child Support Services**

- The Department anticipates flat State and Federal funding – has remained flat or reduced over past 10 years
- Department has relied on attrition for cost-savings
- Staff reduced from 242 positions to current 161 over past 10 years
- Reductions have impacted Department's ability to work all cases

Healthy Community

- **Community Services Agency**
 - As a result of increased family self-sufficiency, CalWORKs caseloads are declining
 - Foster care costs are decreasing as a result of relative placements
 - The Recommended Proposed Budget includes a reduction in Mandated Match of \$711,779 which includes a request for \$143,600 in additional Mandated Match for the County share of cost associated with the CalFresh Waiver phase-out

Healthy Community

- **Community Services Agency**
 - Add five new positions to meet increased customer needs:
 - Three Social Worker II positions in In-Home Supportive Services; funded by State funding
 - One Social Worker V in the Children's Resource Family Approval program; funded by State funding
 - One Account Clerk III in Financial Services; funded by department revenue

Healthy Community

- **Health Services Agency**
 - Restore four positions, unfund two vacant positions and add seven new positions:
 - Add one new Chief Deputy Director of Health Services Agency classification and position to support a Departmental reorganization;

Healthy Community

- **Health Services Agency**
 - Restore one Social Worker IV position, one Public Health Nurse III position and one Administrative Clerk II position in Public Health to address case management issues and identification/prevention of disease;
 - Unfund one Staff Nurse III position and one Account Clerk II position

Healthy Community

- **Health Services Agency**

- Restore one Staff Nurse II position in Clinics and Ancillary Services to support expanded services at the Family and Pediatric Health Center;
- Add five new positions and one restored position in Administration to fully support the Department's Electronic Medical Record system and provide facility support to the Department
- Positions funded through department revenue and existing budget

Staffing – *Recommended Positions*

| | Allocated Positions |
|---|---------------------|
| 2015-2016 Final Budget | 4,152 |
| Positions Added after Final Budget | 19 |
| Total Current Authorized Positions | 4,171 |
| 2016-2017 Proposed Budget Recommendation | 72 |
| TOTAL RECOMMENDED AUTHORIZED POSITIONS AS OF 07/9/16 | 4,243 |
| | |

Staffing – *Allocated versus Actual*



Focus on the Future

- **Water**
- **State Budget**
- **Financial Reserves**
- **2011 Realignment Local Innovation Subaccount**
- **Technology Innovation**

Focus on the Future

- **Economy**
- **Public Safety Services**
- **Public Safety Facilities**
- **Retirement**
- **Roads & Bridges**

StanCounty.com/Budget

The screenshot displays the Stanislaus County website's budget section. At the top, a blue navigation bar features the Stanislaus County logo, the text "Stanislaus County CALIFORNIA", and menu items for "LIVE & PLAY", "BUSINESSES", "COUNTY SERVICES", and "ONLINE SERVICES". A search bar labeled "SEARCH COUNTY..." is also present. Below the navigation bar, a "Quick Links" section with a plus sign is visible. The main content area has a background image of a hand holding a yellow pencil over a document. A dark grey header for the "Budget" section is followed by a sub-navigation bar with "PREVIOUS BUDGETS" and "CAPITAL IMPROVEMENT PLANS", and a "SEARCH DEPARTMENT..." search bar. The breadcrumb "Stanislaus County > Budget" is shown. The "Current Budget" section includes a dropdown menu for "Fiscal Year 2015-2016 Budget". To the right, a "2015-2016 Final Budget" notification box contains a blue button labeled "VIEW THE CURRENT BUDGET AT A GLANCE".

Staff Recommendations

- 1. Accept the 2016-2017 Recommended Proposed Budget from the Chief Executive Officer.**
- 2. Conduct the scheduled Public Hearing to receive public comment and input on the proposed spending plan.**

Staff Recommendations

- 3. Direct and approve any changes the Board of Supervisors chooses to make to the 2016-2017 Recommended Proposed Budget; and then adopt the 2016-2017 Recommended Proposed Budget.**
- 4. Authorize the Chief Executive Officer and the Auditor-Controller to make the necessary technical adjustments to implement the approved Recommended Proposed Budget.**

Staff Recommendations

- 5. Amend the Salary and Position Allocation Resolution to reflect the recommended changes for the 2016-2017 Recommended Proposed Budget (as outlined in the Staffing Impacts section of this report and detailed in Attachment B, with one change in Sheriff – Operations to replace one new Deputy Sheriff position with a Manager I to support the County Security Program) to be effective with the start of the first pay period following July 1, 2016, unless otherwise noted.**

Staff Recommendations

- 6. Approve contracts and/or agreements listed on Attachment C in cumulative amounts of \$100,000 or greater since July 1, 2014, and authorize the General Services Agency Director/Purchasing Agent or Department Head to sign.**

Staff Recommendations

- 7. Direct the Chief Executive Officer to prepare the Recommended Final Budget and set the Public Hearing for consideration of the Final Budget on August 30, 2016, at 9:05 a.m.**

The background of the slide is a complex, glowing green circuit board pattern. The lines and dots of the circuit are illuminated with a bright green light, creating a sense of depth and technology. The overall color palette is various shades of green, from dark forest green to bright neon green.

Questions?



Stanislaus County
CALIFORNIA

Public Works

Roads and Bridges Condition and Funding Review

Matt Machado, PE, LS
Stanislaus County
Department of Public Works

June 14, 2016



Stanislaus County
CALIFORNIA

Public Works

Stanislaus County

- More than 1,500 miles of roads
- More than 230 bridges
- County service that every single resident needs and depends upon
- It's a service that is complained about daily
- It's the service that is taken for granted too often
- It's the biggest asset and biggest liability that the County owns
- It's our economy and our lifeblood, without Roads and Bridges we simply don't function!



Items to be Covered

- History of HUTA Funding
- History of Roadway Resurfacing
- FY 15/16 Final Budget and Current Status
- Current Revenue Shortfalls
- FY 16/17 Proposed Budget
- Current Road Condition
- Summary and Recommendations



10 – Year History of HUTA Funding

| Year | Fuel Excise Tax Rate / gallon | Fuel Sales Tax Rate (Prop 42 base w/out spillover) / gallon | Fuel Tax Swap Excise Rate / gallon | Total Local Share of Fuel Tax / gallon |
|------|----------------------------------|---|---|--|
| 2007 | \$0.18 (Local Share is \$0.0646) | \$0.173 (Local Share is \$0.0761) | | \$0.1407 |
| 2008 | \$0.18 (Local Share is \$0.0646) | \$0.173 (Local Share is \$0.0761) | | \$0.1407 |
| 2009 | \$0.18 (Local Share is \$0.0646) | \$0.173 (Local Share is \$0.0761) | | \$0.1407 |
| 2010 | \$0.18 (Local Share is \$0.0646) | \$0.173 (Local Share is \$0.0761) | | \$0.1407 |
| 2011 | \$0.18 (Local Share is \$0.0646) | | \$0.173 (Local Share is \$0.0416) | \$0.1062 |
| 2012 | \$0.18 (Local Share is \$0.0646) | | \$0.177 (Local Share is \$0.0481) | \$0.1127 |
| 2013 | \$0.18 (Local Share is \$0.0646) | | \$0.180 (Local Share is \$0.0465) | \$0.1111 |
| 2014 | \$0.18 (Local Share is \$0.0646) | | \$0.215 (Local Share is \$0.0623) | \$0.1269 |
| 2015 | \$0.18 (Local Share is \$0.0646) | | \$0.180 (Local Share is \$0.0467) | \$0.1113 |
| 2016 | \$0.18 (Local Share is \$0.0646) | | \$0.120 (Local Share is \$0.0204) | \$0.0850 |
| 2017 | \$0.18 (Local Share is \$0.0646) | | \$0.100 (Local Share is \$0.0170) - Projected | \$0.0816 |



History of Roadway Resurfacing

| <u>Year</u> | <u>Overlay (Miles)</u> | <u>Slurry Seal (Miles)</u> | <u>Chip Seal (Miles)</u> | <u>Total (Miles)</u> |
|-------------|------------------------|----------------------------|--------------------------|----------------------|
| 2008 | 32.87 | 6.1 | 47.14 | 86.11 |
| 2009 | 26.2 | 43.74 | 0 | 69.94 |
| 2010 | 0 | 0 | 43 | 43 |
| 2011 | 11.05 | 11.49 | 59 | 81.54 |
| 2012 | 17.87 | 0 | 46.4 | 64.27 |
| 2013 | 8.1 | 5.74 | 75 | 88.84 |
| 2014 | 13.24 | 7.32 | 110 | 130.56 |
| 2015 | 0 | 0 | 0 | 0 |
| 2016 | 7 | 0 | 0 | 7 |
| | 116.33 | 74.39 | 380.54 | 571.26 |



FY 15/16 Final Budget and Current Status

- As part of the final budget language it was stated that “ State funding for Roads has decreased 20% since last budget year, which is a revenue decrease of approximately \$1.3 million. Due to the lack of funding, the department has completely eliminated the conventional chip seal road maintenance program for this budget year.”
- Also stated that “At the proposed level of funding... it will not include adequate preventative maintenance.”



FY 15/16 Final Budget and Current Status

- In addition to deleting the Conventional Chip Program, the Department deleted the Urban Slurry Program (grant funds have been returned to the State due to the inability to provide the match)
- Multiple roads positions have been held open to obtain salary savings
- Revenues have not met projections



Current Revenue Shortfalls in FY 15/16

- Projecting through the end of this fiscal year revenues will be short by \$750,000.
- It is anticipated that Public Works will use fund balance to cover this shortfall
- Current uncommitted fund balance is approximately \$2.65 million.
- Remaining fund balance at the end of FY15/16 is then expected to be \$1.9 million



Fund Balance

- Dynamic system, ever changing, stuff happens:
 - Milton Bridge deck failure
 - Jennings Road Collapse
 - Flooding, downed trees, pump failures, bridge rails taken out by accidents, signal poles taken out by accidents
- Public Works fund balance must be maintained at a level to accommodate emergencies (storms, natural disasters) and cash flow requirements for project delivery.
- All funds leveraged from State and Federal sources are by reimbursement



Summary of Recent HUTA Revenue

- Fiscal Year 2014-15 Actual HUTA Revenue was **\$14,464,086**
- Fiscal Year 2015-16 Projected HUTA Revenue is **\$11,091,304**
- Fiscal Year 2016-17 Projected HUTA Revenue is **\$10,135,702**



FY 16/17 Proposed Budget

- State Gas Tax is projected to go down an additional \$1 M.
- Proposed cuts include:
 - Elimination of Conventional Chip Program
 - Elimination of Urban Slurry Program
 - Elimination of 6 field positions
 - 50% reduction of pothole patching
 - Substantial reduction in bridge maintenance, shoulder maintenance, and roadway striping



FY 16/17 Proposed Budget

- With cuts there is still a revenue shortfall of \$1.7 million.
- \$1.7 million shortfall consists of the following:
 - \$824,210 shortfall in Roadway Operations
 - \$875,790 shortfall in Projects (leveraged money for 11 projects with \$5,561,129.33 of state and federal funds, the more than \$5.5 million will be lost without the match of \$875,790)



FY 16/17 Proposed Budget

- At proposed basic level of funding many road repair and requests will go unresolved.
- Reduced staffing and greatly reduced equipment funding will result in unknown issues requiring Board action and funding throughout the year.



Stanislaus County
CALIFORNIA

Public Works

Condition of Stanislaus County Roads





Stanislaus County
CALIFORNIA

Public Works

Condition of Stanislaus County Roads



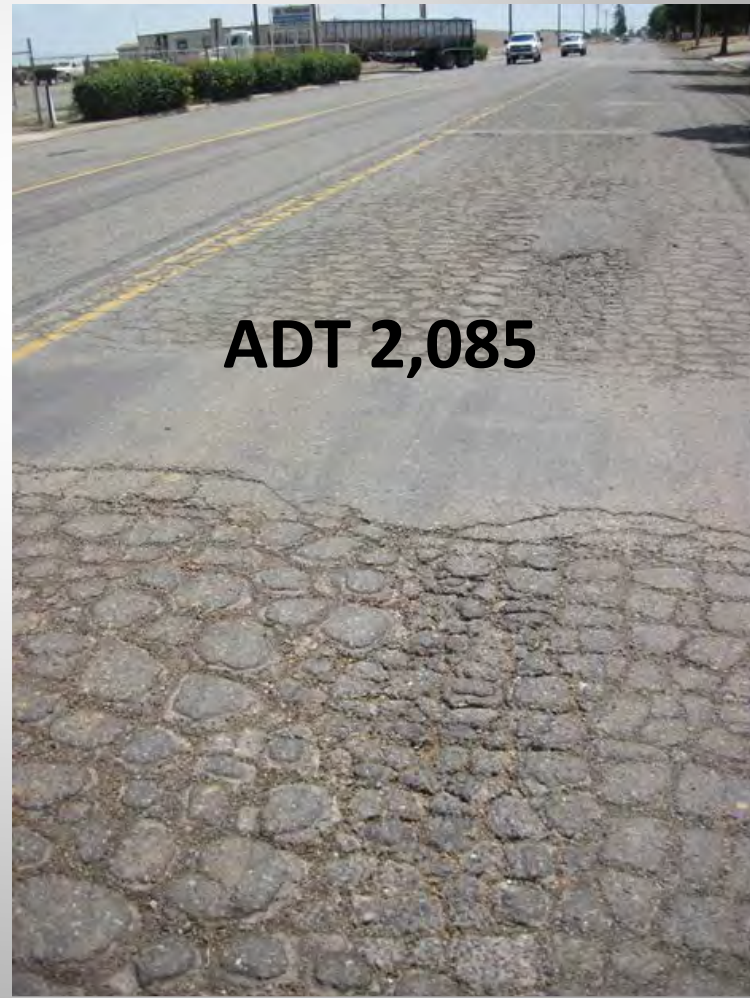
ADT 207



Stanislaus County
CALIFORNIA

Public Works

Condition of Stanislaus County Roads





Stanislaus County
CALIFORNIA

Public Works

Condition of Stanislaus County Roads

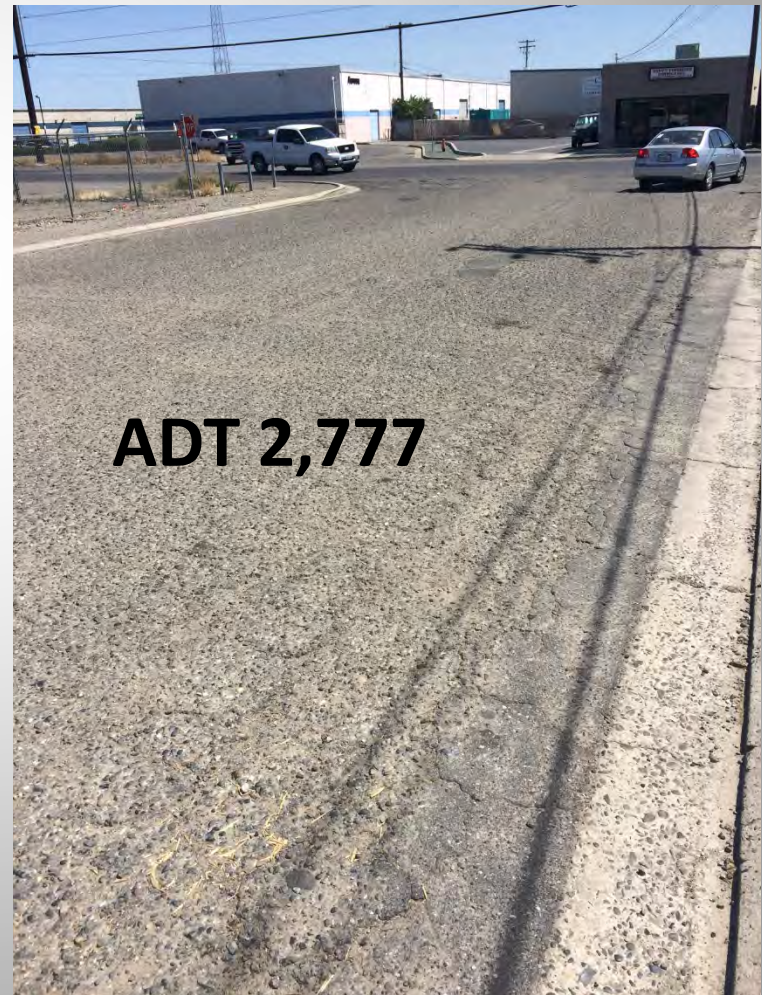




Stanislaus County
CALIFORNIA

Public Works

Condition of Stanislaus County Roads





Summary

- Stanislaus County Roads are falling apart
- Road and Bridge Maintenance funding is inadequate and falling dramatically
- Inaction by State Legislation is creating an infrastructure catastrophe
- Providing roads and bridges is not an option, nor is paying for them (upfront maintenance vs claims and lawsuits vs vehicle damage)
- The longer we wait, the more it will cost