

THE BOARD OF SUPERVISORS OF THE COUNTY OF STANISLAUS
ACTION AGENDA SUMMARY

DEPT: Planning and Community Development Af

BOARD AGENDA # 6:35 p.m.

Urgent

Routine

AGENDA DATE September 17, 2013

CEO Concurs with Recommendation YES NO
(Information Attached)

4/5 Vote Required YES NO

SUBJECT:

Public Hearing to Consider the Adoption of the Fiscal Year 2012-2013 Consolidated Annual Performance Evaluation Report (CAPER) for the Community Development Block Grant (CDBG) and the Emergency Solutions Grant (ESG) Programs

STAFF RECOMMENDATIONS:

1. Close the Public Review Period for the Fiscal Year 2012-2013 Consolidated Annual Performance Evaluation Report (CAPER) for the Community Development Block Grant (CDBG) and the Emergency Solutions Grant (ESG) Programs and conduct a public hearing.
2. Authorize staff to incorporate comments received prior to the close of the public comment period and during the public hearing in the final CAPER.

(Continued on Page 2)

FISCAL IMPACT:

General administration costs for the preparation and distribution of the Consolidated Annual Performance Evaluation Report are paid for by the Planning - Special Revenue Grants budget. There is no fiscal impact to the County General Fund. The Stanislaus Urban County received an allocation of \$2,171,669 in Fiscal Year 2012-2013 for Community Development Block Grant and Emergency Solutions Grant activities.

BOARD ACTION AS FOLLOWS:

No. 2013-468

On motion of Supervisor Withrow, Seconded by Supervisor O'Brien
and approved by the following vote,

Ayes: Supervisors: O'Brien, Withrow, Monteith, De Martini and Chairman Chiesa

Noes: Supervisors: None

Excused or Absent: Supervisors: None

Abstaining: Supervisor: None


1) X Approved as recommended

2) _____ Denied

3) _____ Approved as amended

4) _____ Other:

MOTION:



ATTEST:

CHRISTINE FERRARO TALLMAN, Clerk

File No.

STAFF RECOMMENDATIONS (Continued)

3. Adopt the Fiscal Year 2012-2013 Consolidated Annual Performance Evaluation Report (CAPER) for the Community Development Block Grant (CDBG) and Emergency Solutions Grant (ESG) and authorize staff to submit to the Department of Housing and Urban Development (HUD).

DISCUSSION:

On August 27, 2013, the Stanislaus County Board of Supervisors authorized the release of the Fiscal Year 2012-2013 Draft Consolidated Annual Performance Evaluation Report (CAPER) for the Community Development Block Grant (CDBG) and Emergency Solutions Grant (ESG) Programs for public review to end on September 17, 2013.

Whenever a jurisdiction participates in the Community Development Block Grant (CDBG) and Emergency Solutions Grant (ESG) programs, a Consolidated Annual Performance Evaluation Report (CAPER) must be prepared, made available for a minimum fifteen-day public review period, and be submitted to the U.S. Department of Housing and Urban Development (HUD) no later than ninety days after the end of the fiscal year. Federal regulations require a public hearing be held to solicit comments relative to the implementation and performance of the jurisdiction's Consolidated Plan and Annual Action Plans.

The Fiscal Year 2012-2013 CAPER consists of a number of discussion points that describe the outcomes of the CDBG and ESG programs for the previous fiscal year. These discussion points include the accomplishments of the jurisdictions participating in the Stanislaus County CDBG Urban County for Fiscal Year 2012-2013, as well as a summary of accomplishments for the non-profit agencies that were awarded public services grants from both the CDBG and ESG programs. A portion of the discussion includes an assessment of the three-year objectives of the Stanislaus County 2012-2015 Consolidated Plan (CP) and the activities for Fiscal Year 2012-2013. The latter portion of the discussion consists of general HUD reporting requirements.

Attachment "1" consists of the August 27, 2012 Board of Supervisors Report, without the attached Draft CAPER, authorizing release of the Fiscal Year 2012-2013 CAPER for public review. The report includes an overview of the information provided in the Draft CAPER. Attachment "2" consists of the final version of the CAPER being considered for adoption. Minor changes to the content of the CAPER were made to update public meeting information. Tables and required HUD reports which summarize already reported activity within the content of the CAPER have also been attached as appendices.

Public Hearing to Consider the Adoption of the Fiscal Year 2012-2013 Consolidated Annual Performance Evaluation Report (CAPER) for the Community Development Block Grant (CDBG) and the Emergency Solutions Grant (ESG) Programs

Page 3

As part of the public review of the Draft CAPER, staff conducted a series of community meetings during the month of July and August in Modesto, Ceres, Hughson, Newman, Oakdale, Patterson, Waterford, and throughout the unincorporated areas of the County to solicit input from the public regarding implemented activities and projects. All comments received to date have been incorporated into the CAPER and this public hearing is being held to further solicit comments relative to the implementation performance of the Urban County's Consolidated Plan and Fiscal Year 2012-2013 Annual Action Plan. Following adoption, the CAPER will be submitted to the Department of Housing and Urban Development (HUD) as required.

POLICY ISSUES:

Stanislaus County, as lead agency for the Stanislaus Urban County, adheres to guidelines that help ensure successful implementation of the activities and programs listed in the CP. The Draft CAPER and SA's, the fifteen day review period, the public meetings, and the subsequent public hearing are consistent with established HUD policies. Successful implementation of the Stanislaus Urban County's Consolidated Plan, as reflected in the Draft CAPER, furthers the Board priorities of promoting A Safe Community, A Healthy Community, A Well-Planned Infrastructure System and Effective Partnerships by providing needed public infrastructure and services to the community. Additionally, the programs are consistent with the Housing Elements of all respective Stanislaus Urban County General Plan members.

STAFFING IMPACT:

The implementation of the Federal CDBG and ESG programs utilized existing Planning and Community Development staff and there are no additional staffing impacts associated with the programs.

CONTACT PERSON:

Angela Freitas, Planning and Community Development Director.
Telephone: 209-525-6330

ATTACHMENTS:

1. August 27, 2013, Board of Supervisors Agenda Item *D-1 without attachment
2. Draft Fiscal Year 2012-2013 Consolidated Annual Performance Evaluation Report (CAPER)

THE BOARD OF SUPERVISORS OF THE COUNTY OF STANISLAUS
ACTION AGENDA SUMMARY

DEPT: Planning and Community Development *AF*

BOARD AGENDA # *D-1

Urgent Routine

AGENDA DATE August 27, 2013

CEO Concurs with Recommendation YES NO
(Information Attached)

4/5 Vote Required YES NO

SUBJECT:

Approval to Authorize the Release of the Fiscal Year 2012-2013 Draft Consolidated Annual Performance Evaluation Report (CAPER) for the Community Development Block Grant (CDBG) and Emergency Solutions Grant (ESG) Programs for Public Review to End on September 17, 2013 and Set a Public Hearing September 17, 2013

STAFF RECOMMENDATIONS:

1. Authorize the release of the Fiscal Year 2012-2013 Draft Consolidated Annual Performance Evaluation Report (CAPER) for the Community Development Block Grant (CDBG) and Emergency Solutions Grant (ESG) Programs.
2. Set a public hearing on September 17, 2013 at 6:35 p.m. to consider adoption of the Fiscal Year 2012-2013 Draft Consolidated Annual Performance Evaluation Report (CAPER) for the Community Development Block Grant (CDBG) and Emergency Solutions Grant (ESG) Programs.

FISCAL IMPACT:

General administration costs for the preparation and distribution of the Consolidated Annual Performance Evaluation Report are paid for by the Planning - Special Revenue Grants budget. There is no fiscal impact to the County General Fund. The Stanislaus Urban County received an allocation of \$2,171,669 in Fiscal Year 2012-2013 for Community Development Block Grant and Emergency Solutions Grant activities.

BOARD ACTION AS FOLLOWS:

No. 2013-436


On motion of Supervisor Withrow, Seconded by Supervisor De Martini
 and approved by the following vote,
 Ayes: Supervisors: O'Brien, Withrow, Monteith, De Martini and Chairman Chiesa
 Noes: Supervisors: None
 Excused or Absent: Supervisors: None
 Abstaining: Supervisor: None

- 1) Approved as recommended
- 2) Denied
- 3) Approved as amended
- 4) Other:

MOTIDN:

I hereby certify that the foregoing is a full, true and correct copy of the Original entered In the Minutes of the Board of Supervisors.
 CHRISTINE FERRARO TALLMAN
 Clerk of the Board of Supervisors of the County of Stanislaus, State of California

By Patricia DeMartini



ATTEST: CHRISTINE FERRARO TALLMAN, Clerk

ATTACHMENT 1

File No.

Approval to Authorize the Release of the Fiscal Year 2012-2013 Draft Consolidated Annual Performance Evaluation Report (CAPER) for the Community Development Block Grant (CDBG) and Emergency Solutions Grant (ESG) Programs for Public Review to End on September 17, 2013 and Set a Public Hearing for September 17, 2013

Page 2

DISCUSSION

Stanislaus County, along with the cities of Ceres, Hughson, Newman, Oakdale, Patterson, and Waterford, form what is known as the Stanislaus County Community Development Block Grant (CDBG) Urban County (hereafter referred to as the "Stanislaus Urban County"). Whenever a jurisdiction participates in the CDBG or Emergency Solution Grant (ESG) Programs, a Consolidated Annual Performance Evaluation Report (CAPER) must be prepared after the end of each fiscal year and made available for a minimum fifteen-day public review period and submitted to the U.S. Department of Housing and Urban Development (HUD). As part of the CAPER citizen participation process, Federal regulations require a public hearing be held to solicit comments relative to the CAPER.

The CAPER consists of a number of discussion points which describe the outcomes of the CDBG and ESG Programs from the previous fiscal year. These discussion items include the activities and accomplishments, during Fiscal Year 2012-2013, of the jurisdictions participating in the Stanislaus Urban County, as well as a summary of accomplishments for the non-profit agencies that were awarded public services grants from both the CDBG and ESG Programs. The CAPER includes an assessment of the three-year objectives of the Stanislaus Urban County's 2012-2015 Consolidated Plan (CP) and the activities for Fiscal Year 2012-2013. Attachment "1" consists of the Stanislaus Urban County's Fiscal Year 2012-2013 Draft CAPER prepared for public review.

The Stanislaus Urban County received \$2,171,669 in Fiscal Year 2012-2013 for CDBG and ESG activities. The chart below includes the distribution of the allocations. All funds were allocated to specific projects and/or activities. Any unspent funds have been carried forward to Fiscal Year 2013-2014. The CAPER assesses the progress of each Stanislaus Urban County jurisdiction in their implementation of projects and programs listed and described in the CP.

<i>Jurisdiction / Program</i>	<i>Distribution</i>
Stanislaus County	\$667,145
City of Ceres	\$187,213
City of Hughson	\$125,727
City of Newman	\$145,786
City of Oakdale	\$169,165
City of Patterson	\$178,247
City of Waterford	\$137,180
Public Service Grants	\$197,274
Economic Development	\$140,000
Fair Housing Program	\$ 25,000
CDBG Subtotal	\$1,972,737
ESG Program	\$ 198,932
Stanislaus Urban County Allocation Total	\$ 2,171,669

Approval to Authorize the Release of the Fiscal Year 2012-2013 Draft Consolidated Annual Performance Evaluation Report (CAPER) for the Community Development Block Grant (CDBG) and Emergency Solutions Grant (ESG) Programs for Public Review to End on September 17, 2013 and Set a Public Hearing for September 17, 2013

Page 3

The following is a summary of CDBG funded activities undertaken by individual jurisdictions as well as county-wide activities/programs undertaken during Fiscal Year 2012-2013, which have been reported in the CAPER:

Stanislaus County

Parklawn Sewer Infrastructure Project

In Fiscal Year 2012-2013 Stanislaus County completed the construction of Phase 1 of the Parklawn Sewer Infrastructure project which consisted of the installation of the sewer "backbone" along Church Lane, Parklawn Avenue, Midway Avenue, Nelson Way, and Morgan Road. This first phase was funded completely with CDBG funds. Construction began in February 2013 and was completed June 2013. Approximately 7,000 linear feet of sewer main and 103,408 square feet of pavement were installed as part of this first phase of the project.

During Fiscal Year 2012-2013, Stanislaus County Planning and Public Works staff worked together, along with other County departments, to pursue additional funding from the California State Water Board's Clean Water State Revolving Fund (CWSRF) Program to fund the construction of the remaining phases of the Parklawn Sewer Project. The application was submitted by the Department of Public Works in August of 2013. If Stanislaus County is successful in obtaining CWSRF funds for the Parklawn Sewer Project, CDBG funds will be available for construction of other County infrastructure projects such as the Airport Sewer Project or the Empire Storm Drain Infrastructure Project.

Airport Sewer Infrastructure Projects:

Planning, engineering and design of the Airport Sewer Infrastructure project was completed in Fiscal Year 2012-2013. In order to extend sewer services into the unincorporated area of the Airport Neighborhood, approval via an advisory Measure M vote of City of Modesto residents is required. During Fiscal Year 2012-2013, Stanislaus County worked with the City of Modesto to place the Measure M vote on the ballot for November of 2013. If the Measure M vote results in the approval of extension of sewer service to the Airport Neighborhood, the project will be ready for construction pending available funding. A potential source of funding may be CWSRF, if Stanislaus County is successful in obtaining funds for the Parklawn Project.

Empire Infrastructure Project Phase 1B

The Department of Public Works began engineering design of the Phase 1B of the Empire Storm Drain Project in Fiscal Year 2012-2013, and will be completed in Fiscal Year 2013-2014. Engineering design work for Phases 2 and 3 of this project will also be conducted by County Public Works during Fiscal Year 2013-2014. During Fiscal Year 2012-2013 the Modesto Irrigation District (MID) completed the environmental certification and construction of the drainage outfall portion of the project to which the storm drain project will be connected to. This was an essential component that needed completion before moving forward with any further construction. The Departments of Planning and Public Works are currently working

Approval to Authorize the Release of the Fiscal Year 2012-2013 Draft Consolidated Annual Performance Evaluation Report (CAPER) for the Community Development Block Grant (CDBG) and Emergency Solutions Grant (ESG) Programs for Public Review to End on September 17, 2013 and Set a Public Hearing for September 17, 2013

Page 4

on seeking funding sources to finance the construction of the remaining phases of the Empire Storm Drain Infrastructure Project. This may include grants, loans, or a combination of both.

City of Ceres

Infill Infrastructure Project

The City of Ceres completed construction of the Fiscal Year 2011-2012 Downtown Infrastructure Project in Fiscal Year 2012-2013. The project consisted of the following: replacement of 1,609 square feet of curb and gutter, 11,075 square feet of sidewalk, 15,990 square feet of new paving, and installation of 21 ADA ramps. These improvements were conducted within several CDBG eligible neighborhood areas including Magnolia Street, El Camino Avenue, 10th Street, Holly Circle and Don Pedro Road. As a result of the project, the public is now able to walk safely along these streets.

Infill Infrastructure Project – Caswell Tract/Sequoia Village

The City of Ceres conducted engineering and design for its Infill Infrastructure Project – Caswell Tract/Sequoia Village during Fiscal Year 2012-2013. The project is scheduled to go out to bid in August 2013. Construction is scheduled to begin in September 2013 with construction being completed in the fall. Project improvements will consist of infill installation of curb, gutter, sidewalks, ADA accessible curb cuts, storm drain improvements, and pavement overlay. These improvements will be conducted along Thomas Avenue, Sixth Street, Caswell Avenue, Sequoia Street, and Evans Road.

City of Hughson

Pine Street Infrastructure Project

The City of Hughson completed the Pine Street Infrastructure Project during Fiscal Year 2012-2013. The project is bounded by 4th Street to the west and 7th Street to the east. The project was funded by a combination of State Regional Surface Transportation program and CDBG funds. Construction included the installation of approximately 1,508 linear feet of curb and gutter 9,533 square feet of sidewalk and driveways, installation of 11 ADA ramps, and 20,165 square feet of pavement overlay. As a result of this project, children now have a safe route to school and people have the ability to safely walk along Pine Street.

Fourth Street Infrastructure Project

The City of Hughson also began construction on the Fourth Street Infrastructure Project during Fiscal Year 2012-2013, and will complete construction in Fiscal Year 2013-2014. The City of Hughson funded this project with a combination of Congestion Mitigation and Air Quality Improvement (CMAQ) Program funds and CDBG funds. This project is bounded by Whitmore Avenue to the north, and 5th Street to the east. The project scope consists of the installation of approximately 1,100 linear feet of curb, installation of approximately 15,000 square feet of pavement connecting existing pavement to new curb & gutter, replacement of curb and pedestrian ADA ramps, and installation 30,000 square feet of AC overlay.

Approval to Authorize the Release of the Fiscal Year 2012-2013 Draft Consolidated Annual Performance Evaluation Report (CAPER) for the Community Development Block Grant (CDBG) and Emergency Solutions Grant (ESG) Programs for Public Review to End on September 17, 2013 and Set a Public Hearing for September 17, 2013

Page 5

City of Newman

Tulare Street Infrastructure Project

The City of Newman completed construction of the Tulare Street Infrastructure project in Fiscal Year 2012-2013. The project was constructed along Tulare Street and bounded by S and R Streets. The project consisted of the replacement of 363 linear feet of curbs and gutters, removal of five trees and stumps, replacement of four alley approaches. As a result of the project, the public will be able to safely walk along Tulare Street.

The City of Newman will continue work on Tulare Street in Fiscal Year 2013-2014. The project will include Tulare Street from P Street to T Street. The improvements will include installation of curb, gutter, sidewalk, storm drain and incidental street repavement.

Pioneer Park Project

The City of Newman completed construction of the Pioneer Park project in Fiscal Year 2012-2013. The project included installation of an irrigation system and safety improvements to meet applicable safety standards. Construction consisted of the following; removal of a 140 square foot wooden structure, installation of an irrigation controller with applicable concrete pad, waterproof enclosure and electrical work, 91 linear feet of hand rails, 150 square feet of pavement repair and 8,000 square feet of slurry seal along park pathways.

City of Oakdale

Davitt Avenue Infrastructure Project – Phase I

This project was originally planned to be leveraged with redevelopment and CDBG funds. However, due to the loss of redevelopment, the project was scaled back and construction was delayed. Due to higher than anticipated project costs, the City of Oakdale was forced to split Phase I into two parts. Part one of Phase I was conducted along Davitt Avenue between G and J Streets and was completed in Fiscal Year 2012-2013. The completed portion of the project included the replacement of 1,166 linear feet of 8-inch water piping, 1,214 linear feet of 8-inch sewer line and 43,087 square feet of pavement reinforcement. The second part of Phase I will be completed by the end of summer 2013.

City of Patterson

Fourth Street Infrastructure Project

The City of Patterson completed engineering and design of the Fourth Street Infrastructure Project during Fiscal Year 2012-2013. The project is scheduled to be released for bid in September of 2013 and construction to begin fall 2013. The project will consist of the replacement of a water main line and installation of curb, gutter, storm drain, sidewalks, and street repaving. This project is bounded by E Street to the north and Sperry Avenue to the south, and is part of the greater Downtown Infrastructure Improvements Project.

Approval to Authorize the Release of the Fiscal Year 2012-2013 Draft Consolidated Annual Performance Evaluation Report (CAPER) for the Community Development Block Grant (CDBG) and Emergency Solutions Grant (ESG) Programs for Public Review to End on September 17, 2013 and Set a Public Hearing for September 17, 2013

Page 6

City of Waterford

C and Covey Street Project

The City of Waterford completed construction of the C and Covey Street Infrastructure project in September of 2012. The project was constructed along C Street and Covey Street, between Welch Street and Tim Bell Road. The project consisted of replacing 14,500 square feet of pavement with 19,935 square feet of new pavement, replacing of 633 linear feet of sanitary sewer lines with 808 linear feet of new sewer lines, and the installation of 1,204 linear feet of curb and gutter. As a result of this project, children now have a safe route to school and people have the ability to safely walk along C and Covey Streets.

La Gallina Avenue Infrastructure Project

The City of Waterford began preliminary design work on the La Gallina Avenue Infrastructure project. City staff is currently working with the utility company on the relocation of utility poles located within the City right-of-way. The City will begin engineering work as soon as a plan to relocate the poles is complete. Engineering and design is expected to be completed in the fall of 2013 with construction of the first phase following in late fall 2013.

Economic Development Program

This program provided small grants to businesses located within the City of Waterford's commercial blight areas. Each business applicant provided a business plan and proposed budget to the City of Waterford, which went through thorough underwriting reviews. During the 2012-2013 Fiscal Year, four businesses were provided grant funding to allow for business improvements and expansion. As a result of the Economic Development funding, each business is required to hire at least one new employee to fulfill the public benefit requirement of CDBG funds.

Fair Housing Program

Stanislaus County, on behalf of the Stanislaus Urban County, contracted with Project Sentinel to provide fair housing services that enabled and empowered members of the community to have open and informed housing opportunities and to overcome housing discrimination. The main objective of the agency is to raise the level of awareness of fair housing rights and responsibilities among home seekers, owners, managers, and the general public, as well as to enforce fair housing laws via investigation claims of housing discrimination.

Specific fair housing activity accomplishments are identified in the Summary of CDBG Program Accomplishments section of the CAPER.

Economic Development Program

Stanislaus County developed an economic development program which was included as part of the Fiscal Year 2012-2013 CDBG Annual Action Plan (AAP) approved by the Board of Supervisors on April 17, 2012. The plan proposed to create a partnership between Stanislaus County and the Alliance Worknet that would result in a job creation program.

Approval to Authorize the Release of the Fiscal Year 2012-2013 Draft Consolidated Annual Performance Evaluation Report (CAPER) for the Community Development Block Grant (CDBG) and Emergency Solutions Grant (ESG) Programs for Public Review to End on September 17, 2013 and Set a Public Hearing for September 17, 2013

Page 7

While the program was developed in accordance with guidance provided by HUD, the Stanislaus Urban County's local HUD representative does not believe the program qualifies as an eligible activity. The program was subsequently put on hold throughout Fiscal Year 2012-2013 due to discussions with HUD regarding the eligibility of proposed activities. None of the allocated funds for the Economic Development program have been spent and staff is continuing to work with HUD staff to adapt the program to include eligible activities that will ensure business growth and job creation throughout the Stanislaus Urban County.

Neighborhood Stabilization Program (NSP)

During Fiscal Year 2012-2013, the Stanislaus Urban County acquired a total of 14 foreclosed homes through the NSP and sold 10 NSP homes to first time homebuyers. NSP buyers were provided Down Payment Assistance (DPA) to purchase the NSP homes using HOME Investment Partnerships Program (HOME) or CalHome Program funds. The rehabilitation of NSP homes has had an economic benefit to local workers, material suppliers, and small business owners. During Fiscal Year 2012-2013 over 50 local workers worked on Neighborhood Stabilization Program home rehabilitation activities.

Community Development Block Grant-Recovery (CDBG-R)

The Stanislaus Urban County CDBG-R Program's initial goal was to retrofit a minimum of 20 NSP housing units with solar systems and other related energy efficiency improvements. Four NSP units were retrofitted with solar photovoltaic systems during Fiscal Year 2012-2013. To date a total of 27 NSP housing units have been retrofitted with weatherization and solar improvements.

Public Service Programs

During Fiscal Year 2012-2013, 23 CDBG and ESG public service programs were funded to assist low and very low income individuals and households with essential services. Those programs were:

CDBG Programs

- **American Red Cross, Emergency Services** - Through their Emergency Services program, the American Red Cross provided emergency shelter, food, and clothing to 148 unduplicated individuals, made up of 41 households, who had suffered a sudden loss of their residence due to an unforeseen emergency such as fire.
- **Center for Human Services, Ceres Partnership for Healthy Children Utility Assistance** - Throughout Fiscal Year 2012 - 2013, the Ceres Partnership for Healthy Children (overseen by the Center for Human Services) provided utility assistance, financial education, and case management services to 232 individuals, made up of 54 households, in the Ceres area. Of those served, 35 were female heads of households, 7 were seniors, and 25 were disabled. An average of \$189 per family was provided in

emergency utility assistance to families who had utility disconnect notices. Each household that participates receives case management (with resource and referral services) and is required to participate in three financial management education courses.

- **Center for Human Services, Westside Family Resource Center** - The Center for Human Service's Westside Family Resource Center provided case management to 118 low-income households (371 unduplicated individuals) throughout Fiscal Year 2012 - 2013. Of those served, 73 households received financial assistance with their utility arrears. Many households were assisted with employment searches and resume development. Other services provided included crisis intervention, health insurance enrollment, translation of forms and financial education.
- **Children's Crisis Center, Cricket's House** - The Children's Crisis Center's Cricket's House facility served 62 individuals, made up of 18 families, who were homeless, at-risk of homelessness, financially burdened, or victims of domestic violence. Children received shelter during the day, and at night as needed, while parents were assisted by case managers with seeking and obtaining employment, medical care, counseling, other social services, or housing. Children received mental and medical screenings on-site by a qualified medical practitioner. Case managers worked with parents throughout the year to resolve identified barriers to self-sufficiency.
- **Children's Crisis Center, Guardian House** - Throughout the Fiscal Year 2012 - 2013 , the Children's Crisis Center's Guardian House provided 71 individuals in high risk families with children emergency shelter, case management, respite child care, and resource and referral services. A total of 23 families struggling with homelessness, addiction, financial stability, or domestic violence were served through the program this year. Each child received mental and medical screening on-site and case manager worked with parents to discuss solutions to any medical or health related issues that were identified.
- **Children's Crisis Center, Nutrition and Meal Program** - Throughout Fiscal Year 2012 - 2013, the Children's Crisis Center's Nutrition and Meal Program provided a total of 44,319 meals to 128 high risk disadvantaged individuals (made up of 39 families) who had suffered abuse, domestic violence, or homelessness. These individuals benefited from well balanced meals which included all the essential food groups (fruit, vegetables, protein, carbohydrates, and dairy).
- **Habitat for Humanity, Housing Counseling Program** - Habitat for Humanity is a HUD certified housing counseling provider. Throughout Fiscal Year 2012 - 2013, they provided housing counseling classes to 292 unduplicated low income individuals, made up of 100 households. The program also offers financial case management services to households whose budgets and credit ratings are not ready for home ownership. Case managers work with families to create and implement a finance action plan to get to the place where they can purchase their first home.

Approval to Authorize the Release of the Fiscal Year 2012-2013 Draft Consolidated Annual Performance Evaluation Report (CAPER) for the Community Development Block Grant (CDBG) and Emergency Solutions Grant (ESG) Programs for Public Review to End on September 17, 2013 and Set a Public Hearing for September 17, 2013

Page 9

- **Healthy Aging, Young at Heart Program** - Throughout Fiscal Year 2012 - 2013, Healthy Aging's Young at Heart program provided heart strength training and fall prevention classes to 301 seniors in the communities of Ceres, Oakdale, Grayson/Westley, Newman, Patterson, and Waterford. In all, over 6,000 fall prevention resource guides were distributed to seniors throughout the county. In October the agency participated in the 10th annual Healthy Aging & Fall Prevention Summit and provided transportation to and from the Summit to 46 seniors from the west-side of the county, including Newman, Patterson and Westley/Grayson.
- **Howard Training Center, Senior Meals Program** - Throughout Fiscal Year 2012-2013, the Howard Training Center's Senior Meals program served 911 unduplicated seniors a total of 31,732 meals in the communities of Oakdale, Newman, Hughson, Patterson, Ceres, Waterford, and Westley/Grayson. In addition to a nutritious meal, the congregate sites also offer activities such as games, arts and crafts for seniors to engage in. Home bound seniors are able to receive meals delivered to their homes when they are not able to go to the congregate sites. Nutrition education on how to reduce sodium intake was also provided to seniors who received meals.
- **Second Harvest Food Bank, Food Assistance Program** - Throughout Fiscal Year 2012 - 2013, Second Harvest's Emergency Food Assistance Program provided 671,966 pounds of groceries to 7,003 unduplicated individuals suffering from food insecurity. The food provided was valued at \$1,108,740. The Second Harvest Food Bank leverages CDBG funds with other grant funding and donations to provide a network of 22 public service providers with access to bulk food at a discounted price per pound.
- **Second Harvest Food Bank, Food 4 Thought Program** - Throughout Fiscal Year 2012 - 2013, Second Harvest's Food 4 Thought program provided 97,367 pounds of supplemental groceries, valued over \$270,558, to 358 low-income children attending elementary schools in the unincorporated communities of Airport and Empire. These children, already attending after-school tutoring programs, are educated about healthy eating while receiving a bag of nutritious groceries to take home every week. This food helps low income families, suffering from food insecurity, ensure their children are properly fed before and after school.
- **The Salvation Army, Health Clinic** - The Salvation Army's Health Clinic began serving clients from their Berberian Transitional Shelter in the fall of 2012. They hired a Health Clinic Coordinator in December and are now working toward ramping up the program to full capacity. The Health Clinic currently only serves homeless individuals who are staying at the Transitional Shelter but will expand to all Emergency and Transitional clients within the next Fiscal Year. Health Clinic services include general medical, vision, and dental. Throughout Fiscal Year 2012 - 2013 the Health Clinic provided 15 homeless individuals enrolled in the Transitional Living program with health care services. They currently have a wait list of 365 homeless individuals.

Approval to Authorize the Release of the Fiscal Year 2012-2013 Draft Consolidated Annual Performance Evaluation Report (CAPER) for the Community Development Block Grant (CDBG) and Emergency Solutions Grant (ESG) Programs for Public Review to End on September 17, 2013 and Set a Public Hearing for September 17, 2013

Page 10

- **United Samaritans Foundation, Daily Bread Mobile Lunch Program (Ceres/Keyes Truck)** - The United Samaritans Foundation's Daily Bread Mobile Lunch Truck provided a total of 84,763 lunches to 468 unduplicated individuals throughout Fiscal Year 2012 - 2013. Of those served 28 were homeless, 11 were female heads of households, 59 were elderly, 76 were persons with disabilities, and 25 were veterans. Every Friday the lunch truck also provides an extra bag of food containing items such as eggs, potatoes, bread, fresh vegetables, fresh fruits, and milk. Throughout Fiscal Year 2012 - 2013 the lunch truck gave out 6,635 grocery bags to food insecure individuals.
- **United Samaritans Foundation, Daily Bread Mobile Lunch Program (Hughson Truck)** - The United Samaritans Foundation Mobile Lunch Truck (Hughson) provided 76,949 lunches to 365 unduplicated individuals throughout Fiscal Year 2012 - 2013. Of those served, 8 were female heads of household, 7 were homeless, 31 were elderly, 45 were disabled, and 4 were veterans
- **Westside Food Pantry, Emergency Food Program** - Throughout Fiscal Year 2012 - 2013, the Westside Food Pantry provided 76,608 meals to 8,512 food insecure residents of the communities of Patterson, Westley, and Grayson. Each child of the families served receives an age appropriate book with their groceries. Because of the emergency food provided by the pantry, these individuals and families are able to provide meals for a period of three days (three meals a day).

ESG Programs

- **Children's Crisis Center (CCC), Homeless Prevention and Rapid Re-Housing Program** - This project provided rental assistance and housing stabilization and relocation services to 7 homeless individuals and 43 individuals at-risk of losing their housing. All participants met with Case Managers monthly to reassess eligibility, assess housing barriers, develop a Housing Plan, determine the level of rental assistance needed, provide life skills training, connect participants to potential employers, and track family progress towards goals outlined in their Housing Plan.
- **Children's Crisis Center (CCC), Marsha's Protective Infant/Toddler Project** - This project provided shelter and specialized care to 79 low-income high-risk infants and toddlers, made up of 25 households, living in Newman, Crows Landing, Ceres, Patterson, Waterford, Salida, and the unincorporated areas of Modesto. Each infant and toddler's physical, emotional, therapeutic, and nutritional needs were attended to by qualified, caring staff, trained in early childhood development, crisis management and emergency intervention. Case Management staff provided families with crisis counseling, resource identification, referral services, and parent education. Out of the 79 individuals served through this program, 65 participants were members of a single parent female head household. Seven of the 25 households came from the Redwood Family Center, a clean and sober facility that assists women with re-uniting with their children.

Approval to Authorize the Release of the Fiscal Year 2012-2013 Draft Consolidated Annual Performance Evaluation Report (CAPER) for the Community Development Block Grant (CDBG) and Emergency Solutions Grant (ESG) Programs for Public Review to End on September 17, 2013 and Set a Public Hearing for September 17, 2013

Page 11

- **Community Housing and Shelter Services (CHSS), Homeless Prevention and Rapid Re-Housing Program** - This project provided rental assistance and housing stabilization and relocation services to 6 homeless individuals and 21 individuals at-risk of losing their housing. All participants met with Case Managers to assess housing barriers, develop a Housing Plan, determine the level of rental assistance needed, provide life skills training, connect participants to needed resources, and provide life skills training. Of those served six were connected to employment, two were disabled, two were victims of domestic violence, and eight were female heads of household.
- **Family Promise of Greater Modesto, Shelter Services for Homeless Families** - Family Promise of Greater Modesto provided case management to 270 individuals and provided shelter to 86, from 24 homeless families. Shelter and meals are provided by a network of multi-denominational churches. Participants received food, overnight accommodations, case management, and access to a Day Center which included showers and laundry facilities, phone and internet access and transportation to and from the shelter location. Weekly group meetings provided participants crucial life skills training to assist them in moving out of homelessness.
- **Salvation Army, Berberian Transitional Living Facility** - The Berberian Transitional Living Facility assisted 87 homeless individuals, made up of 73 males and 14 females, throughout Fiscal Year 2012-2013, beginning the process of transitioning individuals from homelessness to permanent housing. In addition to housing accommodations, which includes 40 available beds (20 for Veterans Affairs (VA) clients and 20 for non-VA clients) for up to 24 months, the program provided clients three meals a day, extensive case management, needs assessment, including follow-up services led by a dedicated case manager; job readiness instruction; life skills training, including personal budgeting, landlord/tenant relations and household management; assistance with legal issues; HIV/AIDS testing and counseling; medical screening; assistance accessing government benefits; assistance accessing permanent housing; substance abuse recovery supports and transportation assistance. Of the total 87 individuals served, 51 were veterans, 6 were elderly, 87 were chronically homeless, 6 were persons with disabilities, and 2 were connected to employment.
- **Salvation Army, Berberian Emergency Shelter Facility** - The Salvation Army provided emergency shelter between the months of November to March to 701 homeless adults, made up of 536 males and 165 women. 131 of the individuals served were between the age of 18-24, 72 were veterans, 64 were elderly, 432 were identified as chronically homeless, 146 had severe mental illness, and 208 were disabled.
- **We Care, Emergency Cold Weather Shelter** - Throughout Fiscal Year 2012 - 2013 the We Care Program (WCP) provided emergency shelter during the coldest months of the winter to 184 chronically homeless men over the age of 18. The WCP's Cold Weather Shelter operated from November 18, 2012 to April 16, 2013; seven days a week from 6:30 p.m. to 8:00 a.m. Volunteers provided participants nutritious meals each evening.

Approval to Authorize the Release of the Fiscal Year 2012-2013 Draft Consolidated Annual Performance Evaluation Report (CAPER) for the Community Development Block Grant (CDBG) and Emergency Solutions Grant (ESG) Programs for Public Review to End on September 17, 2013 and Set a Public Hearing for September 17, 2013

Page 12

Out of the total 184 individuals served, 14 were veterans, 9 were elderly, and 41 were persons with disabilities.

- **We Care, *Rapid Re-Housing Program*** - Throughout Fiscal Year 2012 - 2013 the We Care Program (WCP) successfully rehoused nine homeless individuals. Participants received rental assistance and deposit assistance in conjunction with intensive case management, housing search and placements services, resource and referral services, and financial management planning. Out of the total 9 individuals served, 1 was a veteran, 1 was elderly, and 3 had disabilities.

Monitoring

Stanislaus County Planning and Community Development staff follows a HUD approved monitoring plan. As part of its monitoring plan, staff conducts program and project monitoring of all program types on a quarterly basis to ensure statutory and regulatory requirements are met by the sub-recipients (sub-recipients include Urban County City members, along with the locally funded non-profits), and that information submitted to the County is accurate and complete.

Agreements are executed with all sub-recipients which clearly state the project scope of work, performance measurement standards, reporting requirements, draw-down requirements, and all applicable federal requirements. The monitoring process consists of on-site field visits, desk audits, open communication and assistance to sub-recipients to create an acceptable data collection and reporting system.

Partnerships

The Consolidated Plan (CP) outlines the need for jurisdictions and other agencies to form partnerships to achieve the communities' objectives. Homeless services, workforce development and neighborhood revitalization strategies are issues that have been identified in the CP. The CAPER discusses the progress of the programs and partnerships that have been formed to respond to those issues which are presented below:

- The cities of Modesto, Turlock, the non-profit We Care, the faith-based community, the business communities, the Salvation Army, and Stanislaus Urban County participated in programs that helped further address the housing needs of the homeless population.
- Since 2006, the Homeless Management Information System (HMIS) Sub-committee made up of homeless service providers and jurisdictions, who are members of the Stanislaus County Housing and Support Services Collaborative (SCHSSC), have been working to improve the data collected in Stanislaus County's HMIS system. This system functions to provide a central location, accessible by service agencies, for data regarding the services received by the homeless population, including emergency shelter, transitional housing, permanent supportive housing, rental assistance, and case management services. The system information helps to ensure that homeless

Approval to Authorize the Release of the Fiscal Year 2012-2013 Draft Consolidated Annual Performance Evaluation Report (CAPER) for the Community Development Block Grant (CDBG) and Emergency Solutions Grant (ESG) Programs for Public Review to End on September 17, 2013 and Set a Public Hearing for September 17, 2013

Page 13

needs are being met; while at the same time making sure that duplication of efforts does not take place throughout the time frame of their assistance. This system requires technical assistance for system expansion and maintenance provided by the Housing Authority of the County of Stanislaus (HACS) on behalf of the SCHSSC. The HACS is the lead support agency for this collaborative and receives support from Stanislaus County staff to maintain data provided by participating ESG recipients.

Public Review

As part of the public review of the Draft CAPER which is required to be a minimum of fifteen days, Stanislaus County staff conducts a series of public meetings during the months of August and September in Ceres, Hughson, Newman, Oakdale, Patterson, Waterford, and throughout the unincorporated areas of Stanislaus County to solicit input from the public regarding implemented activities and projects. Some of these public meetings are conducted as part of regularly scheduled Municipal Advisory Council (MAC) meetings and may occur prior to the official Draft CAPER being released as part of this agenda item. The location and times of all meetings have been advertised in both English and Spanish to the general public in the newspaper and the information is listed in the Draft CAPER.

Any comments received during the authorized public review period and the public meetings discussed above, will be incorporated as part of the final document. The final CAPER will be presented to the Board of Supervisors during the proposed September 17, 2013 public hearing for formal approval. Once approved, the CAPER will be submitted to HUD to meet program regulatory requirements.

POLICY ISSUES:

Stanislaus County, as lead agency for the Stanislaus Urban County, adheres to guidelines that help ensure successful implementation of the activities and programs listed in the Stanislaus Urban County's CP. The Draft CAPER, the fifteen day review period, the public meetings, and the subsequent public hearing are consistent with established HUD policy. Successful implementation of the Stanislaus Urban County's CP, as reflected in the Draft CAPER, furthers the Board's priorities of promoting A Safe Community, A Healthy Community, A Well-Planned Infrastructure System and Effective Partnerships by providing needed public infrastructure and services to the community. Additionally, the programs are consistent with the General Plan Housing Elements of all respective Stanislaus Urban County members.

STAFFING IMPACT:

The implementation of the Federal CDBG and ESG Programs used existing Planning and Community Development Department staff and there are no additional staffing impacts associated with the programs.

Approval to Authorize the Release of the Fiscal Year 2012-2013 Draft Consolidated Annual Performance Evaluation Report (CAPER) for the Community Development Block Grant (CDBG) and Emergency Solutions Grant (ESG) Programs for Public Review to End on September 17, 2013 and Set a Public Hearing for September 17, 2013

Page 14

CONTACT PERSON:

Angela Freitas, Planning and Community Development Director.
Telephone: 209-525-6330

ATTACHMENTS:

1. Fiscal Year 2012-2013 Draft Consolidated Annual Performance Evaluation Report (CAPER)

FISCAL YEAR 2012-2013

**CONSOLIDATED ANNUAL
PERFORMANCE EVALUATION
REPORT
(CAPER)**



Stanislaus Urban County
CDBG • HOME • NSP • ESG



Prepared By:
STANISLAUS COUNTY
PLANNING AND COMMUNITY DEVELOPMENT DEPARTMENT
1010 10th Street Suite 3400 • Modesto, CA 95354

SEPTEMBER 2013

STANISLAUS COUNTY BOARD OF SUPERVISORS

District 1 William O'Brien
District 2 Vito Chiesa, Chairman
District 3 Terry Withrow
District 4 Dick Monteith
District 5 Jim DeMartini, Vice Chairman



CITY OF CERES

Mayor Chris Vierra
Vice Mayor Ken Lane
Councilmember Mike Kline
Councilmember Bret Durossette
Councilmember Eric Ingwersen



CITY OF HUGHSON

Mayor Matthew Beekman
Mayor Pro Tem Jeramy Young
Councilmember George Carr
Councilmember Jill Silva
Councilmember Harold Hill



CITY OF NEWMAN

Mayor Ed Katen
Mayor Pro Tem Robert Martina
Councilmember Roberta Davis
Councilmember Nick Candea
Councilmember Donald Hutchins



CITY OF OAKDALE

Mayor Pat Paul
Mayor Pro Tem Tom Dunlop
Councilmember Michael Brennan
Councilmember Farrell Jackson
Councilmember Donald Peterson



CITY OF PATTERSON

Mayor Luis Molina
Mayor Pro Tem Dominic Farinha
Councilmember Sheree D. Lustgarten
Councilmember Deborah Novelli
Councilmember Larry Buehner



CITY OF WATERFORD

Mayor Charlie Goeken
Vice Mayor Jose Aldaco
Councilmember Murray Day
Councilmember Michael Van Winkle
Councilmember Ken Krause



TABLE OF CONTENTS

GENERAL	
EXECUTIVE SUMMARY	4
PERFORMANCE & EXPERIENCE	
CONSOLIDATED PLAN PROGRESS SUMMARY	5
LEVERAGING	8
MANAGING THE PROCESS	11
CITIZEN PARTICIPATION	12
Summary of Citizen Comments	13
INSTITUTIONAL STRUCTURE	15
MONITORING	16
SELF EVALUATION	17
FIVE YEAR CONSOLIDATED PLAN OBJECTIVES ASSESSED	20
Stanislaus County.....	20
City of Ceres.....	26
City of Hughson	26
City of Newman	27
City of Oakdale	27
City of Patterson	28
City of Waterford.....	28
LEAD BASED PAINT	29
HOUSING	
HOUSING ACTIONS	30
PROGRESS OF SPECIFIC HOUSING OBJECTIVES	30
EFFORTS TO ADDRESS "WORST-CASE" HOUSING NEEDS	33
PUBLIC HOUSING STRATEGY	33
BARRIERS TO AFFORDABLE HOUSING	34
ADDRESSING HOMELESSNESS	
ADDRESSING HOMELESSNESS	35
EMERGENCY SOLUTIONS GRANT PROGRAM (ESG)	40
HOMELESS DISCHARGE COORDINATION	51
COMMUNITY DEVELOPMENT	
COMMUNITY DEVELOPMENT	52
SUMMARY OF CDBG PROGRAM ACCOMPLISHMENTS	54
Stanislaus County.....	54
City of Ceres.....	57
City of Hughson	58
City of Newman	60
City of Oakdale	61
City of Patterson	62
City of Waterford.....	63
Public Service Grantees.....	65
ANTI-POVERTY STRATEGY	71
COORDINATION EFFORTS	71
APPENDIX	
APPENDIX A	73
1. Neighborhood Revitalization Strategy Areas (NRSA)	74
APPENDIX B	79
1. Table 2C – Fiscal Year 2012-2013 Summary of Specific Housing/ Community Development Objectives.....	80
2. Table 3B Annual Affordable Housing Completion Goals	81
3. Urban County Summary of Specific Annual Objectives for Fiscal Year 2012-2013.	83
4. Summary of Specific Annual Objectives for Fiscal Year 2012-2013 CDBG Public Service Program Grantees	86
5. Summary of Specific Annual Objectives for Fiscal Year 2012-2013 ESG Grantees	90
6. CR-60-ESG – ESG Supplement to the Fiscal Year 2012-2013 CAPER in <i>e-snaps</i> ...	93
APPENDIX C	102
1. IDIS PR 26 Financial Summary Report Fiscal Year 2012-2013	103
2. Section 3 Report Fiscal Year 2012-2013	107



First Program Year 2012-2013 Consolidated Annual Performance Evaluation Report

GENERAL

Executive Summary

Stanislaus County, recognized as an eligible Urban County by the U.S. Department of Housing and Urban Development (HUD), annually receives Community Development Block Grant (CDBG) funds and Emergency Solutions Grant (ESG) funds. In 2002, Stanislaus County formed the Stanislaus County Community Development Block Grant Consortium, which now includes Stanislaus County unincorporated communities and the Cities of Ceres, Hughson, Newman, Oakdale, Patterson, and Waterford, collectively hereafter referred to as the "Stanislaus Urban County". The City of Hughson, which joined in Fiscal Year 2011-2012, is the newest member of the Urban County.

As an application for these funds, HUD requires Stanislaus County to prepare and submit either a three or five-year Consolidated Plan (CP) and Annual Action Plans. Stanislaus County is also required to annually prepare the Consolidated Annual Performance and Evaluation Report (CAPER) to report the progress made in accomplishing the goals set forth in the CP and Annual Action Plan (AAP) for the CDBG and the ESG Programs. This CAPER is for Fiscal Year 2012-2013, beginning July 1, 2012, and ending June 30, 2013.

In Fiscal Year 2012-2013, the Stanislaus Urban County continued its focus on effectively administering and implementing CDBG and ESG programs as well as the more recent funded programs which include the Neighborhood Stabilization Program (NSP), and Community Development Block Grant – Recovery (CDBG-R) programs.

The Fiscal Year 2012-2013 grant allocation amounts for each respective entitlement program were:

CDBG	\$ 1,972,737
ESG	\$ 198,932
Total	\$ 2,171,669

The Stanislaus Urban County members are also members in the City of Turlock/Stanislaus County HOME Investment Partnerships Program (HOME) Consortium (hereafter referred to as the "HOME Consortium"). The Fiscal Year 2012-2013 HOME allocation amount for the Urban County members was \$696,183.

As the lead agency, the City of Turlock administers the HOME program for the Stanislaus Urban County and reports comprehensive HOME activity for the partnering jurisdictions in the HOME Consortium CAPER. The HOME Consortium CAPER may be accessed by contacting the City of Turlock's Housing Program Services Division. Although the City of Turlock is responsible for reporting HOME activity to HUD, this document includes some of Stanislaus Urban County members' HOME housing activity accomplishments.

CDBG, ESG, and HOME funds are designed to primarily serve the low-income community as defined by the Area Median Income (AMI) limits for Stanislaus County, determined by the U.S. Department of Housing and Urban Development (HUD). The AMI's are broken down into the following categories (2012-2013 AMI limits):

Median Income	Income Limit Category	1 Person	2 Person	3 Person	4 Person	5 Person	6 Person	7 Person	8 Person
\$62,000	Extremely Low (30%)	\$13,050	\$14,900	\$16,750	\$18,600	\$20,100	\$21,600	\$23,100	\$24,600
	Very Low (50%)	\$21,700	\$24,800	\$27,900	\$31,000	\$33,500	\$36,000	\$38,450	\$40,950
	Low (80%)	\$34,750	\$39,700	\$44,650	\$49,600	\$53,600	\$57,550	\$61,550	\$65,500

The above listed funding sources assisted the Stanislaus Urban County in helping to bring about change by addressing challenges within our community including but not limited to stabilizing the troubled housing market through acquisition, rehabilitation, down payment assistance, energy efficiency improvements, homeless prevention, and rapid re-housing opportunities, as well as essential public services for the low-income community.

These programs have also had an impact on the local workforce and economy as they have created job opportunities for those in the construction, solar, real estate, and social service industries.

Specific Fiscal Year 2012-2013 projects and their accomplishments are identified in the respective program sections (CDBG and ESG) of this document.

The format of this document is designed after a HUD document template that includes a series of questions in relation to specific funding programs (CDBG, ESG, and HOME). Responses to those questions are provided directly below each question.

PERFORMANCE & EXPERIENCE

Consolidated Plan Progress Summary

- 1. Assessment of the one-year goals and objectives:**
 - a. Describe the accomplishments in attaining the goals and objectives for the reporting period.**
 - b. Provide a breakdown of the CPD formula grant funds spent on grant activities for each goal and objective.**

A summary of the accomplishments per jurisdiction for the Stanislaus Urban County is contained in the Community Development Summary section of this CAPER. The referenced section includes a breakdown of grant funds spent on grant activities.

- 2. Describe the manner in which the recipient would change its program as a result of its experiences.**

As a result of its experiences over the last eight (8) fiscal years, Stanislaus County staff has moved towards an infrastructure timeline that provides a timeliness framework for our Stanislaus Urban County members to follow. This timeline helps

outline a process that will ensure timely use of funds and increase project efficiency. Without this in place, CDBG funded infrastructure projects may not be prioritized to meet the CDBG timeliness deadline every fiscal year.

In 2011, the State of California lawmakers approved legislation that abolished redevelopment agencies as a means to remedy its budget troubles. Redevelopment was a valuable tool that localities across California used in combination with CDBG and HOME funds to further their affordable housing and community development goals, and also allowed localities to meet the HOME and CDBG match obligation requirements for housing related programs. With the elimination of Redevelopment, Stanislaus Urban County members have been further constrained in accomplishing the revitalization, economic development, and community development needs of low-income communities and neighborhoods.

Experiences with HUD's most recent programs such as Neighborhood Stabilization Program (NSP), Homeless Prevention and Rapid Re-housing (HPRP) and Community Development Block Grant – Recovery (CDBG-R) brought new and exciting opportunities for Stanislaus Urban County communities. Stanislaus County staff sets and follows firm timelines for program administration and implementation that allow for timely expenditure of funds and project completion.

3. Affirmatively Furthering Fair Housing:
a. Provide a summary of impediments to fair housing choice.

The prevalent impediments to fair housing choice identified within the 2012 Analysis of Impediments to Fair Housing (AI) included high foreclosure rates, high unemployment rates, and distressed economic circumstances within our County. According to market figures released by financial information company CoreLogic Inc., as of May 2013, the foreclosure rate in Stanislaus County was down to 1.33 percent from 3.24 percent compared to May 2012. The foreclosure rate in Stanislaus County was lower than the national foreclosure rate, which was 2.61 percent. The 90 day mortgage delinquency rate also decreased from 8.09 percent in May 2012 to 4.68 percent in May 2013. The unemployment rate for Stanislaus County in June 2013 was 12.7%, according to the California Employment Development Department. This was an improvement compared to a rate of 15.5% in June of 2012.

Although not exclusively correlated, economic trends go hand in hand with housing and employment trends. Thus, the unemployment and foreclosure figures noted above speak to the improving economic conditions in Stanislaus County which in turn have an effect on individual's access to quality affordable housing.

Although housing affordability levels improved during the past several years, in 2013, the housing market has shown signs of improvement and as a result home prices have begun to rise. According to TheBusinessJournal.com, homes in California, including the Central Valley, were less affordable in the second quarter of 2013 compared to the same quarter the year before. Therefore, the need for affordable housing programs, both rental and ownership, persists.

There has been progress in decreasing the number of barriers in affordable housing over the past several years in Stanislaus County. The barriers identified in the most recent 2012 AI included a lack of new multi-family housing construction for very-low income households, a lack of incentives for the construction of secondary units in a few Urban County jurisdictions, and continued struggling housing market with high rates of foreclosure.

b. Identify actions taken to overcome effects of impediments identified.

The Stanislaus Urban County members have continued to provide and/or acquire funding to continue the provision of affordable housing programs and/or projects such as Housing Rehabilitation Programs (HRP) and Down Payment Assistance (DPA) programs.

Funding from Neighborhood Stabilization Program (NSP), Community Development Block Grant-Recovery (CDBG-R), and Homeless Prevention and Rapid Re-Housing (HPRP) have provided the Stanislaus Urban County new resources for the provision of additional affordable housing opportunities for low and moderate income families and individuals. Without these programs, many of those assisted would otherwise not have been able to realize homeownership, maintain affordable housing, and/or become housed after being homeless. These programs are positively impacting the lives of those served and are directly contributing toward healthier and more stable communities.

Successor Housing Agency

Stanislaus County and Stanislaus Urban County members have undertaken the dissolution process of their former redevelopment agencies. All seven (7) Stanislaus Urban County members have decided to designate themselves as the Successor Housing Agency and have established their respective Successor Housing Agencies (SHA).

Multi-Family Housing Development

To address the need for multi-family affordable housing, the City of Oakdale completed the construction of a fifty unit multi-family affordable housing project for extremely low, very low, and low-income seniors. The project cost was \$11.9 million and was financed through a variety of sources including Redevelopment Agency Housing Set-Aside, HOME Investment Partnerships Program, and low-income housing tax credits.

The cities of Newman and Patterson, have also completed multi-family affordable housing projects in recent years. These projects continue to provide affordable housing opportunities for low income families and are currently at full capacity.

4. Describe Other Actions in Strategic Plan or Action Plan taken to address obstacles to meeting underserved needs.

FUNDING

One of the biggest challenges in meeting the needs of the underserved is the lack of sufficient funding for services provided by local governments, non-profits and other agencies. Service providers faced with this challenge are expected to provide more and more services with the same, if not smaller, budgets every year. Many non-profits and agencies struggle to operate and provide services in the face of limited funding. In fact, public service funding is over-subscribed each year. Most recently, the California Supreme Court's decision to eliminate Redevelopment via ABx1 26 (Redevelopment Agency Dissolution Act) has greatly reduced available local funding source match opportunities for both HOME and CDBG. Without this source of funding, the longevity of programs such as HOME may become limited as they have programmatic match requirements.

INDEPENDENT DECISION-MAKING

Each jurisdiction makes their funding decisions independently. This may not have the benefit of having a wider perspective of the surrounding communities, or the planning area. However, each Stanislaus Urban County member is remote and separate from the other. In all cases, each jurisdiction opts to conduct infrastructure construction/rehabilitation that is specific in nature and does not negatively impact its Stanislaus Urban County partners.

INFORMATION SHARING

Some non-profits and community organizations are not familiar with the HUD grant process or other funding resources that may be available to them. As a result, many organizations and non-profits have not used HUD funds and other types of financial assistance. Stanislaus County staff and those agencies familiar with the HUD process share information with others. The Continuum of Care (CoC) disseminates information effectively on a monthly basis throughout Stanislaus County.

TECHNICAL ASSISTANCE

Technical assistance is provided at every opportunity. Stanislaus County staff responds to inquiries made by community organizations with both answers and suggestions relative to the inquiry. Educational and support materials are provided upon request, either via access at our local office, or via the internet.

PARTNERSHIPS

More ways need to be identified in order to encourage public and private partnerships and joint ventures between non-profit and profit housing developers. Partnerships offer more of a variety of services than individual agencies acting on their own and at times at a more affordable cost.

AFFORDABLE HOUSING

There is a limited number of non-profit and for profit developers of affordable housing in Stanislaus County. Additional incentives for affordable housing in order to attract more development require consideration (please refer to the current Analysis of Impediments available at the following location: <http://www.stancounty.com/planning/cdbg/archive/Other/Analysis-impediments-2012-2013.pdf>)

Leveraging

5. Leveraging Resources

a. Identify progress in obtaining "other" public and private resources to address needs.

The Stanislaus Urban County members make continued efforts to further affordable housing by offering a first time homebuyer DPA and housing rehabilitation programs. These programs have proven to be effective tools for leveraging other public resources to address affordable housing needs within the Stanislaus Urban County member service areas. Leveraging includes the following sources:

CALHOME FUNDS – Down Payment Assistance (DPA)

In Fiscal Year 2011-2012 the County was awarded a CalHome grant, through the California Department of Housing and Community Development, in the amount of

\$1,000,000. This funding was awarded and became available in March 2011 and was incorporated into the existing DPA Program. Stanislaus County continues to leverage HUD funds with CalHome funds to provide DPA to first time homebuyers.

CALHOME FUNDS – Housing Rehabilitation

In Fiscal Year 2008-2009 the County was awarded a CalHome grant, through the State of California Department of Housing and Community Development, in the amount of \$750,000. This funding was awarded and became available in May 2009 and was incorporated into the existing Housing Rehabilitation Programs. Stanislaus County continues to leverage HUD funds with CalHome funds to provide housing rehabilitation assistance.

PUBLIC FACILITY FEES

Stanislaus County partners with the Stanislaus Urban County cities and/or affordable housing developers to develop affordable housing projects by deferring the collection of Public Facilities Fees. If affordability agreements are violated, payment is due immediately and enforced via the utilization of recorded deeds of trust and promissory notes.

CALIFORNIA WATER RESOURCES CONTROL BOARD

In Fiscal Year 2011-2012, Stanislaus County was able to secure two grant awards by the State of California Water Resources Board (WRB), for a combined total of \$744,559, to fund the planning, engineering, specifications and design work for shelf ready plans of the sanitary sewer infrastructure improvements for much needed sewer infrastructure improvement projects in the Airport and Parklawn Neighborhoods of Modesto. Design and engineering work for both of these projects was approved on October 2, 2012 by the Stanislaus County Board of Supervisors.

Stanislaus County is currently seeking additional funds from the State of California's Clean Water State Revolving Fund (CWSRF) that will provide funds to complete construction of the remaining phases of the Parklawn Sewer Infrastructure Project. Stanislaus County completed the first phase of this project during Fiscal Year 2012-2013 using CDBG funds. The first phase consisted of the installation of the sewer "backbone" along Church Lane, Parklawn Avenue, Midway Avenue, Nelson Way, and Morgan Road. Approximately 7,000 linear feet of sewer main were installed as part of this phase of the project.

NEIGHBORHOOD STABILIZATION PROGRAM 1

In Fiscal Year 2007-2008, the Stanislaus Urban County was allocated a total of \$9,744,482 million, under the Housing and Economic Recovery Act (HERA) of 2008, for the purchase of foreclosed or abandoned homes to rehabilitate, redevelop, and resell to first time home buyers with incomes up to 120% of the Area Median Income (AMI). The Stanislaus Urban County has expended 99.9% of its NSP1 original grant funds and has generated program income through the sale of NSP acquired and rehabilitated homes to first time home buyers. In Fiscal Year 2012-2013, the Stanislaus Urban County generated \$273,360.00 of program income through NSP1. The program income was generated through the sale of program homes. To date, the NSP1 program has generated \$3,718,895 of program income. The Stanislaus Urban County expended \$354,857.53 of program income in Fiscal Year 2012-2013. To date, \$3,714,655 of program income has been expended on NSP activities. The program income was utilized for the purchase of additional foreclosed or abandoned homes to rehabilitate, redevelop, and resell to first time home buyers with incomes up to 120% of the Area Median Income (AMI).

NEIGHBORHOOD STABILIZATION PROGRAM 3 (NSP3)

In Fiscal Year 2011-2012, the Stanislaus Urban County was allocated a total of \$4,175,947 under the Dodd-Frank Wall Street Reform and Consumer Protection Act of 2010, for the purchase of foreclosed or abandoned homes to rehabilitate, redevelop, and resell to first time home buyers with incomes up to 120% of the Area Median Income (AMI). NSP3 funds are being used in 23 different target areas. The objective of the NSP is to mitigate the negative effects of high foreclosure rates. The program design takes foreclosed, vacant homes that are deteriorating due to neglect, and in turn rehabilitates the homes utilizing local workers and material suppliers. The homes are then resold to qualified first time homebuyers. The program benefits the local economy by providing work for local workers, the first time homebuyer by providing the opportunity to buy an affordable, move in ready home, and the neighborhood by installing motivated homeowners into previously vacant homes to help stabilize the community. In Fiscal Year 2012-2013, the Stanislaus Urban County acquired 13 bank owned units. Eleven of those units and two units acquired in the previous fiscal year were rehabilitated using NSP3 funds. Nine of the rehabilitated homes were sold to first time homebuyers in Fiscal Year 2012-2013.

b. How Federal resources from HUD leveraged other public and private resources.

Collectively, these resources assist the Stanislaus Urban County in addressing its affordable housing needs and to provide services to the most vulnerable of our community.

Most Stanislaus Urban County members were able to complete public infrastructure projects by leveraging CDBG funds with local, remaining, redevelopment and state eligible funds. Without the combination of multiple funding sources many projects could not be implemented. The elimination of redevelopment has forced jurisdictions to re-strategize the implementation of infrastructure projects which may include carrying out smaller scale projects as well as conducting projects in several phases in the coming fiscal years.

Federal resources also leveraged other state and local resources in the provision of affordable housing programs such as DPA, housing rehabilitation, homeless prevention, and rapid re-housing. Without the availability of these funds, individuals may not have been able to purchase their first home, maintain a decent living environment, or keep a roof over their head.

c. How matching requirements were satisfied.

Under the Emergency Solutions Grant (ESG) Program, fifty percent (50%) of the costs related to the project are reimbursed as the remainders of the costs are paid by non-ESG match funding sources (i.e. - local unrestricted donations). In this manner, the sub-recipient in turn commits their dollar-to-dollar match by paying the remainder of the expenses from non-ESG sources. Stanislaus County staff reviews quarterly ESG statistical tables, narratives, Request for Funds forms, and budget printouts which identify the total funds used/requested by each grantee during that reporting period. Stanislaus County staff verifies and cross-references the information on the quarterly budget activity reports. Monitoring visits are also scheduled quarterly by Stanislaus County staff for each grantee to ensure

appropriate expenditure of funds. As part of the ESG monitoring process, invoices and accompanying receipts were reviewed for reimbursement eligibility.

Managing the Process

1. Describe actions taken during the last year to ensure compliance with program and comprehensive planning requirements.

Stanislaus County staff conducts program and project monitoring on a quarterly basis to ensure statutory and regulatory requirements are met and that information submitted to the County is accurate and complete.

Agreements are executed with all sub-recipients which clearly state the project scope of work, performance measurement standards, reporting requirements, draw-down requirements, and all applicable federal requirements. The monitoring process consists of on-site field visits, desk audits, open communication and assistance to sub-recipients to create an acceptable data collection and reporting system.

Specifically, the objective of the County's monitoring program is to:

- Ensure that sub-recipient implements its program and its individual activities, as described in the application and the sub-recipient Agreement.
- Ensure that sub-recipient conducts its activities in a timely manner, and in accordance with the schedule included in the Agreement.
- Ensure that sub-recipient charges costs to the project, which are eligible under applicable laws and CDBG regulations, and reasonable in light of the services or products delivered.
- Ensure that sub-recipient conducts activities with adequate control over program and financial performance, and reasonable in light of the services or products delivered.
- Ensure that sub-recipient has continuing capacity to carry out the approved project, as well as other grants for which it may apply.
- Identify potential problem areas and assist the sub-recipient with applicable laws and regulations compliance.
- Assist sub-recipients in resolving compliance problems through discussion, negotiation, and the provision of technical assistance and training.
- Provide adequate follow-up measures to ensure that performance and compliance deficiencies are corrected and not repeated.
- Comply with the federal monitoring requirements of 24 CFR 570.501(b) and 24 CFR 85.40.
- Determine if any conflicts of interest exist in the operation of the CDBG program per 24 CFR 570.611.
- Ensure that required records are maintained to demonstrate compliance with applicable regulations.
- Verify that the outputs and outcomes are realized in a timely manner.
- Track grantee's progress in fulfilling its goals and objectives set forth in The CP measured with established guidelines to assure that the program remains on task. Additionally, with data collected by the grantee during monitoring visits is entered into the IDIS system; this program is capable of presenting the data to defend its progression towards accomplishment of its goals and objectives set forth in The CP. On a semi-annual basis this information is compiled and compared with the goals and objectives in The CP. If this information reflects the accomplishments set forth in The CP, the programs will proceed as planned. If this information falls short of the goals set forth, appropriate adjustments will be made and notification sent to the respective sub-recipients to be made aware of their need to meet

certain milestones and timeliness requirements to ensure receipt of expected funds for their respective programs. The coordinated monitoring process has been established to verify and confirm that grant funds have been used in an eligible and appropriate manner for each and every program funded with CDBG, HOME, and ESG funds.

- Under the Emergency Solutions Grant (ESG) Program, Stanislaus County staff reviews quarterly ESG statistical tables, narratives, Request for Funds forms and budget printouts, which identify the total funds used/requested by each grantee during that reporting period. Stanislaus County staff verifies and cross-references the information on the quarterly budget activity reports. Monitoring visits are also scheduled quarterly by Stanislaus County staff for each grantee to ensure appropriate expenditure of funds. As part of the ESG monitoring process invoices and accompanying receipts were reviewed for reimbursement eligibility. Once eligibility was confirmed, fifty percent (50%) of the costs related to the project are reimbursed, as the remainder of the costs is paid by a non-ESG match funding sources (i.e. - local unrestricted donations).

In this manner, the sub-recipient in turn commits their dollar-to-dollar match by paying the remainder of the expenses from non-Federal sources. In Fiscal Year 2011-2012, ESG recipients utilized approximately \$1,012,049 dollars in matching funds, or almost nine (9) times the amount of grant funds awarded, from other public and/or private sources to ensure successful programs. Half of the match funds came from non-federal funding sources.

Citizen Participation

- 1. Provide a summary of citizen comments.**
- 2. In addition, the performance report provided to citizens must identify the Federal funds made available for furthering the objectives of the Consolidated Plan (CP). For each formula grant program, the grantee shall identify the total amount of funds available (including estimated program income), the total amount of funds committed during the reporting period, the total amount expended during the reporting period, and the geographic distribution and location of expenditures. Jurisdictions are encouraged to include maps in describing the geographic distribution and location of investment (including areas of minority concentration). The geographic distribution and expenditure requirement may also be satisfied by specifying the census tracts where expenditures were concentrated.**

(This section will be updated following adoption of the CAPER to incorporate all comments received.)

In order to elicit public participation in the preparation of the Draft CAPER, public notices were published defining the process and how persons, agencies and interested groups could participate. The County posted announcements regarding the CDBG program and the Draft CAPER on the County's Planning and Community Development internet homepage, which facilitated the receipt of citizen input online. A series of public meetings were held in July and August 2013 to discuss the Draft CAPER process and solicit citizen participation. These include:

Stanislaus Urban County

<u>JURISDICTION</u>	<u>DATE</u>	<u>LOCATION</u>	<u>ADDRESS</u>
Stanislaus	8/5/13	<u>10:00a</u> <i>m</i> & <u>6:00pm</u>	County Admin. Building Tenth Street Place Basement Training Room 1010 10 th St., Modesto
Ceres	8/6/13	<u>4:00pm</u>	Ceres Community Center Chambers 2701 4 th St., Ceres
Hughson	8/6/13	<u>5:30pm</u>	Hughson City Council Chambers 7018 Pine St., Hughson
Patterson	8/5/13	<u>6:00pm</u>	Patterson City Hall 1 Plaza, Patterson
Newman	8/6/13	<u>5:00pm</u>	Newman Council Chambers 1200 Main St., Newman
Oakdale	8/14/13	<u>4:00pm</u>	Community Development Dept. Conference Room 455 S. Fifth Ave, Oakdale
Waterford	8/1/13	<u>5:30pm</u>	Council Chambers 101 E St., Waterford
<u>MUNICIPAL ADVISORY COUNCILS</u>			
Hickman	8/1/13	<u>7:00pm</u>	Hickman Charter School Office 13306 4 th St., Hickman
South Modesto	8/8/13	<u>6:00pm</u>	Stanislaus County Ag Center 3800 Cornucopia Way., Modesto
Empire	8/12/13	<u>7:00pm</u>	Empire Community Center 18 S. Abbie, Empire
Keyes	8/15/13	<u>7:00pm</u>	Keyes Sub-station 5463 7 th St., Keyes
Salida	7/23/13	<u>7:00pm</u>	Salida Library Community Room 4835 Sisk Rd., Salida
Denair	8/6/13	<u>7:00pm</u>	Denair Leadership Center 3460 Lester Rd. Denair

The Stanislaus Urban County will follow its citizen participation plan by releasing the Draft CAPER on August 27, 2013 with a review period ending on September 17, 2013 (exceeding the minimum requirement of 15 days). An English and Spanish public hearing notice will be published in The Modesto Bee on September 1, 2013 announcing the release of the Draft CAPER and opening of the public comment period (meeting the 15 day requirement).

Also, the Draft CAPER will be made available on August 27, 2013 for public review and input, via the internet, on the County's Planning and Community Development website and copies of the Draft CAPER will also be made available for review at the Planning Departments of all the Stanislaus Urban County participants and the Stanislaus County Main Library. The Draft CAPER has also been taken to the city councils of all the respective Stanislaus Urban County participants for review and opening of their public review period. A final public hearing to consider approval of the CAPER will be held September 17, 2013 before the Stanislaus County Board of Supervisors.

As part of the approval process, the County's Board of Supervisors considers any oral and written public comments. A summary of responses to public comments on the review of the Draft CAPER is located in the section entitled "Summary of Citizen Comments" below.

SUMMARY OF CITIZEN COMMENTS

Stanislaus County

Stanislaus County held a morning and evening community meeting on August 5, 2013 regarding the Draft CAPER. One resident attended the meeting with questions

Stanislaus Urban County

regarding fair housing activities. The resident was directed to the Urban County's fair housing advocate, Project Sentinel.

City of Newman

A community meeting was held on August, 6, 2013. No comments were received.

City of Patterson

A community meeting was held on August 5, 2013. No comments were received.

City of Waterford

A community meeting was held on August 1, 2013. No comments were received.

City of Ceres

A community meeting was held on August 6, 2013. Several residents of the Ceres and Parklawn communities were in attendance. Staff addressed questions relating to the CDBG public service process as well as the Parklawn Sewer Infrastructure Project.

City of Oakdale

A community meeting was held on August 14, 2013. No comments were received.

City of Hughson

A community meeting was held on August 6, 2013. Questions were addressed related to eligible project areas and identification and qualification of additional eligible areas.

Town of Hickman

A community meeting was held on August 1, 2013. Municipal Advisory Committee members in attendance provided comments related to the need for storm drain and sidewalk improvements in the Hickman area.

Town of Empire

A community meeting scheduled for August 12, 2013 was cancelled by Municipal Advisory Council. Staff will attend the meeting scheduled in September.

South Modesto

A community meeting was held on August 8, 2013. Municipal Advisory Committee members in attendance requested that a list of public service providers, who serve the South Modesto area, be provided to the MAC.

Town of Keyes

A community meeting was scheduled for August 15, 2013. The meeting was canceled by Municipal Advisory Council.

Town of Denair

A community meeting was held on August 6, 2013. Denair residents were appreciative of the information provided and were satisfied with the accomplishments achieved in Fiscal Year 2012-2013.

Town of Salida

A community meeting was held on July 23, 2013. Questions were asked related to the specific locations of NSP homes and affordable housing units. The public also had questions about funds used for the NSP program and how much the County is getting on its return.

Stanislaus County- Final Public Hearing

A public hearing is scheduled for September 17, 2013. Comments Pending.

(save area for pending comments)

Other Comments (written/via internet)

No comments received.

(save area for pending comments)

Institutional Structure

1. Describe actions taken during the last year to overcome gaps in institutional structures and enhance coordination.

One of the strategies of the CP is to take actions to overcome any gaps that may exist in the institutional structures and enhance coordination within Stanislaus County network of public service providers as well as other public agencies that deliver essential public and social services.

For instance, during the program's monitoring reviews, agency-to-agency referrals are reviewed to verify that participants receiving services do not experience any gaps as they strive to reach their goal of independence from the need of public services within the community. Thus, the development of the Stanislaus Homeless Management Information System (HMIS) also has the potential to actively refer consumers of homeless services in a way that greatly reduces, if not eliminates, the needs of those transitioning from the streets towards permanent housing. Formal approval for agency-to-agency referral information via the HMIS system has been approved through the Coc's HMIS/ESG Sub-committee.

There is considerable work going on in Stanislaus County to bring together governmental agencies, non-profit service providers, and consumers of services to identify where there are gaps and how they can be best filled. Stanislaus County is actively involved throughout the year with different service networks in the community. One of these is the Stanislaus Housing and Support Services Collaborative (SHSSC) (CoC), a very strong network of County-wide service providers, through which any identified institutional gaps may be addressed. Another network is the Stanislaus County Mental Health Services Act (MHSA) collaborative whose purpose is to expand and develop innovative, integrated services for children, adults and older adults. California's voters passed MHSA in November 2004.

One of the major issues seen in the community is not a lack of agencies but a lack of prioritizing by the agencies. Many agencies tend not to look at long-term funding due to either lack of staff or capacity. Building the capacity of local non-profits has also become an important issue for the Stanislaus Urban County and other entitlement cities. The Stanislaus Urban County also has an excellent working relationship with both the cities of Turlock and Modesto, which are separate CDBG

entitlement jurisdictions, to strategically prioritize projects and programs more efficiently and effectively for the region. The Stanislaus Urban County is able to: a) effectively strategize to fill in institutional gaps; b) continue to work and build cooperatively and collaboratively; c) provide technical assistance to the non-profit community; and, d) provided seed funds via the public service cycle to expand their capacity to provide a greater variety of housing related services for the population they directly serve.

Monitoring

1. Describe how and the frequency with which you monitored your activities.

A coordinated monitoring process has been established to verify and confirm that grant funds have been used in an eligible and appropriate manner for each of the following programs:

STANISLAUS URBAN COUNTY INFRASTRUCTURE PROJECTS

Stanislaus County staff reviews quarterly project progress reports, Request for Funds reports and budget printouts, which identify the total funds used by all jurisdictions during a given month. Stanislaus County staff verifies and cross-references the information on the monthly budget activity reports. Monitoring visits are also held quarterly by Stanislaus County staff for each jurisdiction to track expenditure of funds as well as to ensure compliance with applicable federal requirements such as labor standards enforcement (i.e. certified payroll and worker interviews), Section 3 requirements and any other applicable federal requirements. Section 3 is a provisionary requirement of the Housing and Urban Development (HUD) Act of 1968 that is intended to ensure that when a public project utilizing HUD funds has a contracting opportunity, and if the awarded contractor requires additional workers or sub-contractors, the awarded contractor must give preference to qualified low- and very low-income persons or businesses residing in the project site's community for hiring consideration.

STANISLAUS URBAN COUNTY PUBLIC SERVICE GRANT PROGRAM

Stanislaus County staff reviews quarterly CDBG statistical data, narratives, Requests for Funds forms and budget printouts which identify the total funds used/requested by each grantee during that reporting period. Stanislaus County staff verifies and cross-references the information on the quarterly budget activity reports and data tables. Quarterly monitoring visits are also scheduled by Stanislaus County program staff for each grantee to ensure appropriate expenditure of funds. Non-profits that reach a certain performance threshold become eligible for bi-annual monitoring reviews in place of the quarterly visits.

STANISLAUS URBAN COUNTY EMERGENCY SOLUTIONS GRANT PROGRAM

Under the Emergency Solutions Grant (ESG) Program, Stanislaus County staff reviews quarterly ESG statistical tables, narratives, Request for Funds forms and budget printouts, which identify the total funds used/requested by each grantee during that reporting period. Stanislaus County staff verifies and cross-references the information on the quarterly budget activity reports. Monitoring visits are also scheduled quarterly by Stanislaus County staff for each grantee to ensure appropriate expenditure of funds. As part of the ESG monitoring process invoices

and accompanying receipts were reviewed for reimbursement eligibility. Once eligibility was confirmed, fifty percent (50%) of the costs related to the project are reimbursed, as the remainder of the costs is paid by non-ESG match funding sources (i.e. - local unrestricted donations). In this manner, the sub-recipient in turn ensures that dollar to dollar matching requirements are satisfied by paying the remainder of the expenses from non-ESG sources.

HOME INVESTMENT PARTNERSHIPS PROGRAM (HOME)

Stanislaus County staff meets with the HOME Consortium every other month to track activity and expenditure progress. The HOME Consortium collaboratively works to ensure timeliness deadlines are met. Improvements to the HOME Program have been implemented over the past two fiscal years as the Consortium continuously works together to administer the program more effectively and as the City of Turlock has requested technical assistance from HUD to improve their policies and procedures to undertake the various housing activities.

The Housing Authority of the County of Stanislaus (HACS) administers the Housing Rehabilitation Program on behalf of the County, which is funded by HOME, and CalHome. The HACS provides quarterly reports to Stanislaus County program staff during monitoring. Progress on current loans and funding availability are provided, as well as any other issues that may arise from projects.

There are monitoring procedures tailored to the above-mentioned programs. Stanislaus County staff is continually working on improving program oversight by attending training on compliance topics, keeping up to date with amendments to regulations and/or Office of Management and Budget (OMB) circulars, and developing written procedures and forms.

2. Describe the results of your monitoring including any improvements.

The monitoring process in place has proven to be effective. Conducting monitoring visits quarterly allows Stanislaus County staff to be informed of the programs and projects' activity and status. It also allows for sub-recipients to be on track with timeliness requirements and deadlines. In the event of a shortfall in any of the projects/programs, Stanislaus County staff provides technical assistance as needed. The process also allows for an open line of communication among Stanislaus Urban County staff throughout the year.

Self-Evaluation

3. Self-Evaluation

a. Describe the effect programs have in solving neighborhood and community problems.

All CDBG, HOME, and ESG funded programs contribute to the improvement of neighborhoods & communities and address community problems. CDBG, HOME, and ESG funded programs and projects address the objective of benefiting low and moderate income persons. Without the assistance, many individuals and families would be deprived of valuable services that address some of their basic needs. As a result, these services provide them with a safer and more suitable living environment. The improved living environment via the provision of public services, infrastructure improvements in low income neighborhoods, and housing programs have the potential to provide improved educational and economic opportunities that

in the long term, may lead to improving the lives of individuals and the community as a whole.

As the lead agency, Stanislaus County staff supports Stanislaus Urban County members on their path towards the goals identified by the community during the CP process. Those goals included infrastructure improvements, public services, and affordable housing programs considered the most important for the community as a whole. With that framework in mind, the Stanislaus Urban County and the public service review panel (made up of representatives throughout the Stanislaus Urban County) assures that the CP priorities become a reality for the community.

b. Describe how you provided decent housing and a suitable living environment and expanded economic opportunity principally for low and moderate-income persons.

The Stanislaus Urban County provides decent affordable housing through partnerships with local non-profits such as Habitat for Humanity and government agencies such as the HACS. Examples of these projects include a combination of sweat-equity programs through Habitat for Humanity to provide first time home buyers their first home. HACS partners with the Stanislaus Urban County to provide a rent-to-own homeownership program along with various rehabilitation programs to improve existing income eligible homeowners a suitable living environment free from health and safety concerns within their home.

The door to economic opportunities is opened to eligible participants through the Stanislaus Urban County's Workforce Development and Technology Training Program. These programs provide basic computer training including; troubleshooting, windows, internet and email basics, and intermediate skills in Microsoft Office applications. Without these basic computer skills many low and moderate income persons would not be prepared for jobs as they become available to the community to earn a livable wage for their family.

c. Indicate any activities falling behind schedule.

In general, all activities on an annual timeline are on schedule. Activities that span more than one fiscal year may fall behind schedule for reasons out of Stanislaus Urban County staff's control such as staffing reductions, general fund limitations, or third party delays (i.e. utility companies' delays). Infrastructure projects can experience periodic delays due to weather conditions beyond the control of Stanislaus Urban County staff. If this occurs it will be reflected in the respective project's summary section of this CAPER.

Some of the goals identified within the Neighborhood Revitalization Strategy Area plan are a little behind schedule. Throughout Fiscal Year 2012-2013 staff worked with organizations and residents within the Airport and Parklawn neighborhoods to determine the best course of action in terms of neighborhood improvement. A number of organizations have expressed interest in becoming a designated Community Based Development Organization (CBDO) for the Parklawn and Airport neighborhoods and County staff will continue to work with these organizations to determine the best course of action, whether that be in the form of public services or the development of a CBDO.

Stanislaus County developed an economic development program which was included as part of the Fiscal Year 2012-2013 CDBG Annual Action Plan (AAP) approved by

the Board of Supervisors on April 17, 2012. The plan proposed to create a partnership between Stanislaus County and the Alliance Worknet that would result in a job creation program. While the program was developed in accordance with guidance provided by HUD, the Stanislaus Urban County's local HUD representative does not believe the program qualifies as an eligible activity. The program was subsequently put on hold throughout Fiscal Year 2012-2013 due to discussions with HUD regarding the eligibility of proposed activities. None of the allocated funds for the Economic Development program have been spent and staff is continuing to work with HUD staff to adapt the program to include eligible activities that will ensure business growth and job creation throughout the Stanislaus Urban County.

All Recovery Act programs (NSP, CDBG-R, and HPRP) are currently on schedule to meet proposed timelines and objectives.

d. Describe how activities and strategies made an impact on identified needs.

The Stanislaus Urban County allocates approximately 10% of its annual allocation for public service grants; this funding was made available to non-profit organizations to provide services to low income individuals. In Fiscal Year 2012-2013, a total of seventeen (17) public service programs were awarded \$197,274 and eight (8) homeless service programs were awarded \$184,013 in Fiscal Year 2012-2013 ESG funds and \$54,012 in Second Allocation Fiscal Year 2011-2012 funds. Over 20,600 individuals received a form of service through the funded organizations. Services ranged from meals and shelter for low income children to emergency food assistance programs. The services provided through the funded programs positively impact the lives of the individuals served. Without the assistance to non-profit service providers, low income individuals may not otherwise have access to the services.

Activities of this nature, combined with fair housing, workforce development, and various infrastructure projects that serve extremely low to low-income individuals within the community, have a potential to improve the living conditions of the underprivileged.

e. Identify indicators that would best describe the results.

The CAPER provides an overview for how the Urban County has met the goals identified within the Consolidated Plan within an annual timeframe. The goals set within the Consolidated Plan for Fiscal Year 2012-2015 include a variety of indicators, depending on the program. These indicators include the following:

- **Housing Programs** – Number of affordable homes purchased or rehabbed
- **Down Payment Assistance** – Number of low-income persons assisted with becoming first-time homeowners
- **Infrastructure** – The number of low-income persons whose neighborhoods are improved through the construction of infrastructure such as sewer, water connections, curb, gutter, sidewalk, lighting, or storm drain.
- **Public Services** – Number of low to moderate income persons who receive needed public services such as emergency food, counseling, education, shelter, or connections to needed services.

- **Homeless Services** – Number of homeless persons provided with shelter, services, or housing.
 - **Homeless Prevention Services** – Number of extremely low-income persons who are at-risk of losing their housing that receive rental assistance to prevent them from becoming homeless.
- f. Identify barriers that had a negative impact on fulfilling the strategies and overall vision.**

Generally, the only negative impact the community faces annually in its goal to fulfill their strategy and overall vision is the shortage of funding to consistently improve and progress worthwhile programs within the community. With continued State cutbacks to essential services in recent years and substantial cuts to CDBG funds, it has become more challenging on an annual basis to bridge the “need” gap.

The elimination of redevelopment in California posed a challenge to all Stanislaus Urban County participants’ ability to carry out important projects and community development programs. In the year 2011, the California Supreme Court’s decision to eliminate Redevelopment via ABx1 26 (Redevelopment Agency Dissolution Act), greatly reduced available local funding source match opportunities for both HOME and CDBG. Without this source of funding, the longevity of programs such as HOME may become limited as they have programmatic match requirements.

County staff has also encountered barriers in attempting to fulfill the goals set forth within the Neighborhood Revitalization Strategy Area (NRSA) Plan.

Within the two designated NRSAs it has been difficult to qualify any organization as a CBDO. Although existing organizations are dedicated to improving the Airport and Parklawn areas and have strong community ties, they also lack the capacity for meeting the requirements of a CBDO.

Five Year Consolidated Plan Objectives Assessed

The Stanislaus County CP was adopted by the Board of Supervisors, on April 17, 2012. As part of the CP there were several goals and housing objectives outlined for Fiscal Years 2012-2014 by the Stanislaus Urban County. The following are the objectives and assessments of accomplishments listed by participating members of Stanislaus Urban County:

STANISLAUS COUNTY OBJECTIVES

INFRASTRUCTURE: To address the need for infrastructure improvements in low-income neighborhoods and communities.

Analysis and Actions

Empire Infrastructure Project:

The Empire Storm Drain Infrastructure Project is a multi-phased project which consists of installation of a storm drain system. The construction phase of the Empire Infrastructure Project, Phase IA, began in Fiscal Year 2009-2010 and was completed in Fiscal Year 2011-2012. The project consisted of the installation of a storm-water management system in the area bounded by: E St. to the west, Hwy.

Stanislaus Urban County

132 (Yosemite Blvd.) to the South, I St. and G St. to the East, and Center Ave. to the North. The underground work, including the installation of the storm-water collection lines and a horizontal drain system were completed in Fiscal Year 2009-2010. Construction of the topside improvements including grinding and re-grading of roads, installation of catch basins, pouring of the concrete curb and gutter, forming of ADA accessible ramps and installation of signage and striping was completed Fiscal Year 2011-2012.

The Empire Infrastructure Project Phase 1A has directly benefited 69 properties (approximately 242 individuals) and indirectly benefited the entire community of Empire by improving road conditions and eliminated flooding concerns within the target neighborhood. The project has eliminated many of the problems caused by inadequate drainage of storm water including traffic problems and health concerns caused by standing water.

Engineering design of the Phase 1B of this project began in Fiscal Year 2012-2013 and will be completed in Fiscal Year 2013-2014. The river outfall rehabilitation portion of the project has been completed by Modesto Irrigation District (MID), which the storm drain project will be connecting to.

Parklawn Infrastructure Project

Phase 1 of the Parklawn Sewer Infrastructure project was completed in Fiscal Year 2012-2013 which includes the “backbone” infrastructure needed to serve the entire Parklawn community. Four phases of the project were initially envisioned based upon constructability and financing using CDBG funds. However, during Fiscal Year 2012-2013, aside from the construction of Phase 1, Stanislaus County also worked on seeking additional financing for the remainder of the project through the California State Water Resources Control Board’s Clean Water State Revolving Fund (CWSRF). Stanislaus County submitted the application for funding in early August 2013 and is awaiting a response from the State Water Board.

Airport Infrastructure Projects:

Planning, engineering and design of the Airport Sewer Infrastructure project was completed in Fiscal Year 2012-2013. Construction of the project requires an advisory Measure M vote of the public which will be on the ballot in November of 2013. If Measure M vote results in the approval of extension of sewer service to the Airport Neighborhood, Stanislaus County will seek funding for construction of the project (potentially CWSRF funds).

ECONOMIC DEVELOPMENT/WORKFORCE DEVELOPMENT: To encourage economic development activities to create and retain jobs.
--

Analysis and Actions

Economic Development Pilot Program – Stanislaus County developed an economic development program which was included as part of the Fiscal Year 2012-2013 CDBG Annual Action Plan (AAP) approved by the Board of Supervisors on April 17, 2012. The plan proposed to create a partnership between Stanislaus County and the Alliance Worknet that would result in a job creation program. While the program was developed in accordance with guidance provided by HUD, the Stanislaus Urban County’s local HUD representative does not believe the program qualifies as an eligible activity. The program was subsequently put on hold throughout Fiscal Year 2012-2013 due to discussions with HUD regarding the eligibility of proposed

activities. None of the allocated funds for the Economic Development program have been spent and staff is continuing to work with HUD staff to adapt the program to include eligible activities that will ensure business growth and job creation throughout the Stanislaus Urban County.

Agencies providing case management services, funded through CDBG Public Services and ESG grants, were able to connect 60 clients to employment throughout the 2012-2013 Fiscal Year.

The Stanislaus Urban County has also contributed to the maintenance of a strong local economy through the Neighborhood Stabilization Program. Through this program, 14 homes, (all of which were foreclosed and vacant), were acquired and have been rehabilitated or are in the process of being rehabilitated in Fiscal Year 2012-2013. Since the start of the program, 104 previously vacant and foreclosed properties have been acquired by the Stanislaus Urban County. All of these units have been or will be rehabilitated by local workers with materials obtained through local suppliers. In addition to the standard rehabilitation work completed on these units, a minimum of 20 of the homes will have Solar Photovoltaic systems installed along with retrofitting work for energy efficiency through the utilization of Recovery Act funding (currently 19 homes have solar units). This innovative program provided an opportunity for dislocated workers referred from the Alliance Worknet to obtain hands on training in the "green" occupations of solar panel installation and home weatherization. This program benefits the local economy by reducing blight, assisting first time home buyers in the purchase of their first home, and by providing economic benefit to local workers, material suppliers, and small businesses. Nine (9) workers gained full-time employment upon completion of this program.

AFFORDABLE HOUSING: To increase and maintain the supply of affordable housing.

Analysis and Actions

One of the Stanislaus Urban County's prominent partners in affordable housing development is the Housing Authority of the County of Stanislaus (HACS), the largest property manager in Stanislaus County. In Fiscal Year 2012-2013, the HACS continued to partner with Stanislaus County in the operation of the housing rehabilitation program. In Fiscal Year 2012-2013, Stanislaus County funded a total of eight (8) owner occupied housing rehabilitation projects.

Stanislaus County also funds a Down Payment Assistance (DPA) Program for first time homebuyers. The program provides up to \$50,000 to qualified low-income households to purchase a home in County unincorporated communities. Further partnerships with cities within the County via programs such as Public Facility Fee deferrals also allow the increase in supply of affordable housing.

Neighborhood Stabilization Program (NSP) funds have further allowed members of the Stanislaus Urban County to increase the supply of affordable housing. In Fiscal Year 2012-2013, Stanislaus Urban County in partnership with the HACS, acquired fourteen (14) foreclosed properties within NSP target areas. All of these homes have undergone or will undergo rehabilitation of some sort. Stanislaus Urban County-wide, a total of 10 NSP homes were re-sold in Fiscal Year 2012-2013 to low and moderate income households. To date, a total of 104 foreclosed units have been acquired via the NSP Program and 76 of those have been purchased by local first time home buyers. Fifteen (15) properties were being rented to households with incomes below 50 percent of area median income. The rental of these units is

managed by the HACS. One unit was in escrow to sell to a first time homebuyer and thirteen (13) properties were in the process of being rehabilitated.

Community Development Block Grant – Recovery (CDBG-R) funds further enabled the Stanislaus Urban County to maintain affordable housing as these funds were utilized for solar system and weatherization improvements on NSP housing units. These improvements are provided to NSP homebuyers as a 20 year amortized loan, and households reduce/offset their related energy costs and foster energy independence.

Stanislaus County continues to partner with Habitat for Humanity whenever possible for the provision of affordable housing within unincorporated areas of the County. During Fiscal Year 2011-2012 Habitat for Humanity completed work on two HOME funded projects (one demo/rebuild) and one NSP funded project (demo/rebuild).

PUBLIC SERVICES: To provide activities, programs, and essential social services to low-income seniors, youth, and special needs populations.

Senior Services: Analysis and Actions

The Stanislaus Urban County has been able to achieve progress through the CDBG Public Service Grant program. Several grants have been awarded throughout multiple Fiscal Years, dating back to 2002 to service providers such as the Healthy Aging Association, the Howard Training Center and Catholic Charities, which offer services countywide. These services include, but are not limited to, senior meals, fall prevention, and transportation services. In Fiscal Year 2012-2013, two (2) out of 17 CDBG public service programs offered programs that targeted the senior community throughout the Stanislaus Urban County. A total of 2,663 seniors were served by the Public Service and Emergency Solutions programs funded by the Urban County during Fiscal Year 2012-2013.

Youth Programs: Analysis and Actions

The Stanislaus Urban County has been able to achieve progress through the CDBG Public Service Grant program. Several grants have been awarded throughout multiple Fiscal Years, dating back to 2002 to youth programs such provided by the Children’s Crisis Center and the Center for Human Services. These services include, but are not limited to providing health screenings, case management for the family, domestic violence prevention, and homeless prevention. In Fiscal Year 2012-2013, 6 out of 17 CDBG public service programs offered services that targeted youth and their families throughout the Stanislaus Urban County. Of 8 ESG programs, 3 offered programs that targeted families with at-risk infants, toddlers, and youth.

Special Needs Populations: Analysis and Actions (Non-homeless Special Needs)

Through CDBG Public Service funds the Howard Training Center provided meals to 911 low-income seniors. The Howard Training Center offers a variety of programs for disabled adults. One such program is the Senior Meals program, which provides employment for adults with disabilities. In addition, 1849 low to moderate income Urban County residents with disabilities received public services funded with CDBG and ESG grant funds.

Analysis and Actions (Homeless and Special Needs)

During Fiscal Year 2012-2013, the Stanislaus Urban County utilized both CDBG Public Services funds and ESG funds to offer Stanislaus Urban County residents overnight emergency winter shelter for the months of December-March at We Care and the

Salvation Army. The shelters provided a safe and clean environment, provided meals, and referrals for social services. The Salvation Army and Family Promise both received ESG funding for their transitional shelters, which provided longer term shelter in conjunction with case management to homeless adults and homeless families who are committed to moving towards self-sufficiency and permanent housing. Both transitional programs provide homeless individuals and families with a place where they can learn skills, gain income, and receive assistance that will enable them to transition from homelessness to obtaining and remaining in permanent housing with case management and skills training. The Children's Crisis Center also received funding to provide respite day-time, and nighttime shelter when needed, to homeless children and children who at-risk of becoming homeless. In addition to respite care, the Children's Crisis Center also provides case management to the parents of children who are in their care, and work to assist each family in becoming self-sufficient and stably housed.

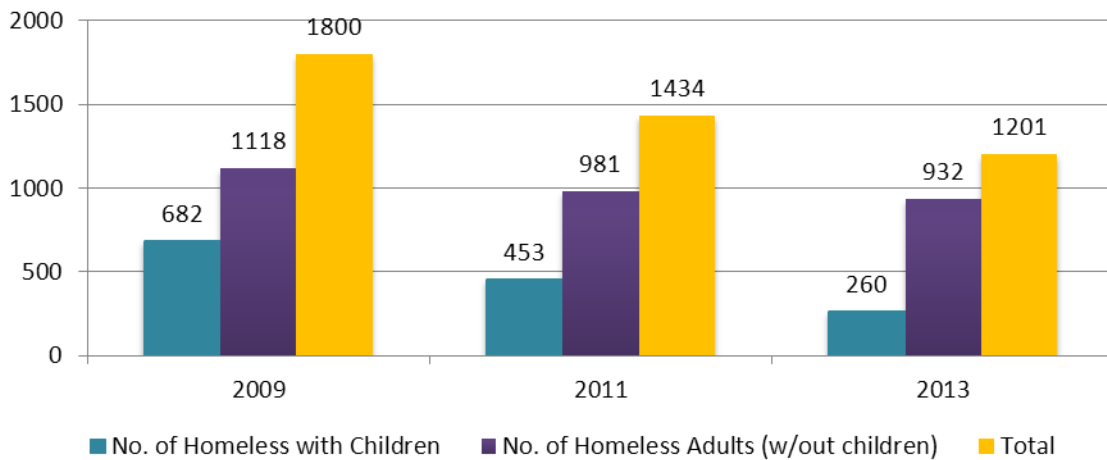
In addition to emergency or transitional shelter, the Children's Crisis Center, We Care, and the Community Housing and Shelter Services provided case management services in conjunction with rental and utility assistance which assist clients in obtaining and maintaining permanent housing. Throughout the Fiscal Year 2011-2012, agencies providing case management services, funded through CDBG Public Services and ESG grants, prevented 64 clients from becoming homeless and provided rapid re-housing services to 22 clients.

Homeless Management Information System (HMIS) Project: This software system allows homeless service providers to enter basic information about persons receiving homeless services throughout the County. Ultimately, the system will allow the Stanislaus County CoC to track patterns of individuals and households into and out of homelessness. However, getting to this point will require a great deal of work on the system itself, and on data entry. Data input for the Stanislaus County CoC began during the Fiscal Year 2005-2006 for all Stanislaus Urban County ESG Grantees, and HACS Homeless Related Programs (CoC awarded grants such as Shelter Plus Care). In 2008, the City of Modesto ESG grantees began participating in HMIS data entry and continue to do so, making it a more comprehensive homeless data collection system. During the Fiscal Year 2011-2012, extensive efforts were made by the HPRP Sub-committee and Stanislaus Housing and Support Services Collaborative to upgrade the system to allow for increased capacity to meet ESG reporting and monitoring requirements. The HMIS Administrator continually works to improve the HMIS software for both homeless service providers and grant administrators. As part of this effort, the HMIS Administrator provides trainings (both in groups and one-one-one) to HMIS users. Throughout Fiscal Year 2012-2013 ESG funded the training and employment of a part-time HMIS data entry assistant who has been entering client data for ESG recipients as well as for shelters who do not receive federal funds. This data entry assistance allows the CoC and ESG grant administrators to work with a more complete set of homeless service provider data which will ultimately inform decisions on how future homeless funding should be targeted.

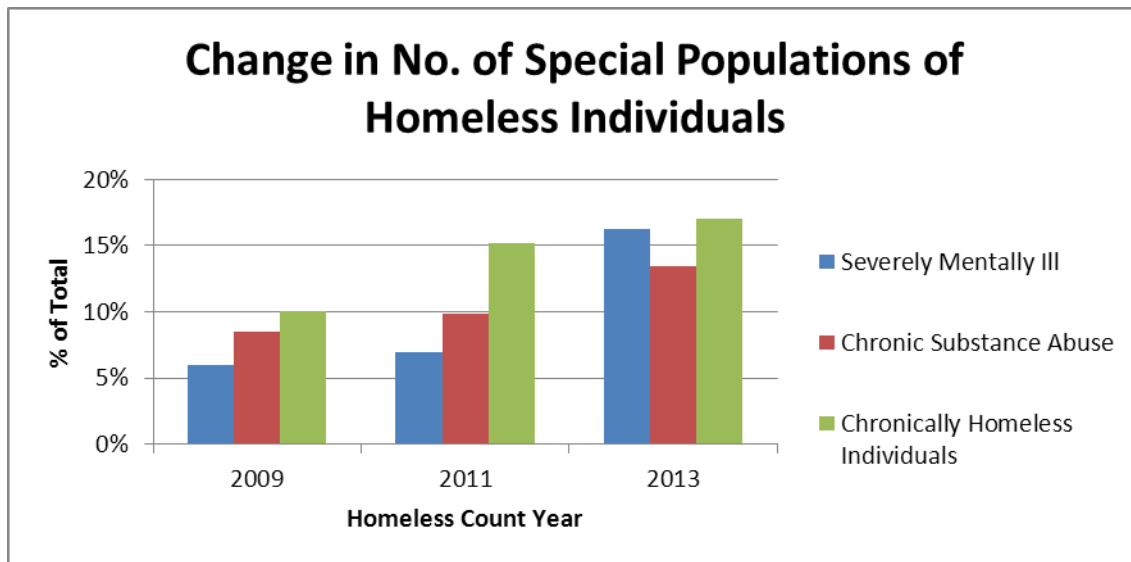
The Stanislaus Housing and Supportive Services Collaborative (Stanislaus CoC) collectively developed a 10 Year Plan to End Long-Term Homelessness, which was adopted by the Board of Supervisors on June 26, 2007. This Plan, also adopted by the cities of Modesto, Ceres, Hughson, Newman, Oakdale, Patterson, and Waterford, is scheduled to reach completion by Fiscal Year 2014-2015. The CoC continues to make progress toward the ultimate goal of reducing the homeless population through a combination of efforts including emergency shelters, case management, supportive

services, permanent supportive housing, rental assistance and transitional housing programs. As shown in the chart below, the 2013 Homeless count showed a 20% decrease in the total number of homeless persons from 2009 to 2011 and a 16% decrease from 2011 to 2013. A total of 12% of the individuals included in the 2013 homeless count were children under the age of 18. Throughout Fiscal Year 2012-2013, ten new permanent housing beds for chronically homeless persons were developed, making a total of 166 permanent supportive housing beds in Stanislaus County. As shown in the chart below the number of chronically homeless individuals, homeless individuals with severe mental illness and chronic substance abuse (both sheltered and unsheltered) increased steadily from the 2009 to 2011 homeless count and from the 2011 to 2013 homeless count. This is due partly to the increase in rapid re-housing programs and permanent supportive housing beds but also due to the reclassification of a number of CoC program participants from “chronically homeless” to “homeless”.

Homeless Count Comparison



Change in No. of Special Populations of Homeless Individuals



CITY OF CERES OBJECTIVES

INFRASTRUCTURE: To address the need for infrastructure improvements in low-income neighborhoods and communities.

Analysis and Actions

During this fiscal year the City of Ceres completed the Downtown Infrastructure Project. This project consisted of infill improvements including installation of curb, gutter, storm drain and sidewalks including ADA accessible ramps in the downtown residential area (specific street sections and project scope details outlined in the Summary of CDBG Program Accomplishments City of Ceres Section of this document).

Engineering and design was completed for the In-Fill Infrastructure – Caswell Tract / Sequoia Village project. The project is scheduled to go out for the construction bid in August of 2013. The project consists of installation of curb, gutter, sidewalks, ADA accessible curb cuts, storm drain improvements, and pavement overlay. The project will be completed in the fall of 2013.

AFFORDABLE HOUSING: To increase and maintain the supply of affordable housing.

Analysis and Actions

DPA Program: The City of Ceres provided first time homebuyers approximately 20% of the purchase price of a home. In Fiscal Year 2012-2013, the City of Ceres provided DPA to two (2) first time home buyers.

Due to the State of California's elimination of Redevelopment Agencies, the City of Ceres no longer has the capacity to fund a housing programs coordinator position. This has impacted the City of Ceres' ability to assist residents from Ceres with housing programs assistance.

CITY OF HUGHSON OBJECTIVES

INFRASTRUCTURE: To address the need for infrastructure improvements in low-income neighborhoods and communities.

Analysis and Actions

During this fiscal year the City of Hughson completed the Pine Street Infrastructure Project. The project consisted of engineering and design work and the installation of curb, gutter, storm drain, sidewalks, and ADA curb cuts as needed.

Engineering and design was completed for the 4th Street Infrastructure project and began construction in June of 2013. The project consists of the installation of curb gutter, storm drain, sidewalks, and ADA curb cuts as needed. The project will be completed towards the end of summer 2013.

AFFORDABLE HOUSING: To increase and maintain the supply of affordable housing.

Analysis and Actions

The City of Hughson does not offer housing programs as it no longer has staff capacity to operate housing programs.

CITY OF NEWMAN OBJECTIVES

INFRASTRUCTURE: To address the need for infrastructure improvements in low-income neighborhoods and communities.

Analysis and Actions

In Fiscal Year 2012-2013, the City began construction on the Tulare Infrastructure Project. The project was initiated in Fiscal Year 2011-2012; however the city needed to carry over funds to Fiscal Year 2012-2013 to complete the project. The project was completed in June of 2013. The project consisted of the installation of curb, gutter, sidewalks, and incidental street repaving.

The City of Newman completed construction of the Pioneer Park Project in July of 2013. The project included the installation of an irrigation system and safety improvements to meet applicable safety standards.

AFFORDABLE HOUSING: To increase and maintain the supply of affordable housing.

Analysis and Actions

DPA Program: The City of Newman provided first time homebuyers approximately 20% of the purchase price of a home.

CITY OF OAKDALE OBJECTIVES

INFRASTRUCTURE: To address the need for infrastructure improvements in low-income neighborhoods and communities.

Analysis and Actions

In Fiscal-Year 2012-2013 The City of Oakdale began construction on Phase I the Davitt Street Improvement Project. The project will be completed in two (2) phases and includes asphalt rehabilitation, water main and service replacement, sewer main and service replacement, storm drain improvements, concrete repair, and new ADA pedestrian ramps. Due to higher project costs than anticipated, Oakdale has had to split Phase I into two parts over two fiscal years. The second part of Phase I will be completed by the end of summer 2013 and utilize Fiscal Year 2013-2014 funds.

AFFORDABLE HOUSING: To increase and maintain the supply of affordable housing.

Analysis and Actions

DPA Program: The City of Oakdale provides Down Payment Assistance with a maximum of \$50,000 to first time homebuyers. In Fiscal Year 2012-2013, the City of Oakdale provided DPA to two first time home buyers.

In Fiscal Year 2012-2013, the City of Oakdale completed the construction of the Heritage Oaks senior housing complex, a fifty (50) unit senior affordable housing project. This housing complex continues to operate at full capacity.

CITY OF PATTERSON OBJECTIVES

INFRASTRUCTURE: To address the need for infrastructure improvements in low-income neighborhoods and communities.

Analysis and Actions

In Fiscal Year 2012-2013 the City of Patterson completed engineering and design for the 4th Street Infrastructure Project. The project will consist of the replacement of the water main, installation of curb, gutter, storm drain, sidewalks and street repaving. The project is scheduled to go out to bid in September of 2013 with construction commencing beginning in fall 2013.

AFFORDABLE HOUSING: To increase and maintain the supply of affordable housing.

Analysis and Actions

DPA Program: The City of Patterson provides DPA Program with HOME funds. The program provides a maximum of \$50,000 to first time homebuyers. The City provided two (2) DPA loans in Fiscal Year 2012-2013.

The City of Patterson also administers a housing rehabilitation program. In Fiscal Year 2012-2013, the City of Patterson was able to assist one (1) low income household with a rehabilitation loan to assist with health and safety related repairs.

CITY OF WATERFORD OBJECTIVES

INFRASTRUCTURE: To address the need for infrastructure improvements in low-income neighborhoods and communities.

Analysis and Actions

In Fiscal Year 2012-2013 the City of Waterford completed construction of the C & Covey Street Infrastructure Project. Construction was completed in September of 2012. The project included the installation of curb, gutter, storm drain, sidewalk, sewer repairs, and street repaving.

The city has also completed engineering and design for the La Gallina Avenue Infrastructure project. Construction of the project will be phased over the next two fiscal years (2013-2014 and 2014-2015). The project is for the installation of curb, gutter, and sidewalks.

Waterford also launched their Economic Development program, which utilizes CDBG Economic Development funds to assist business expansion within city commercial blight areas.

Per Census 2010 data, the City of Waterford continues to lack Census eligible block group areas to conduct LMA based projects. In Fiscal Year 2011-2012, Stanislaus County developed a survey tool to assist in carrying out LMA based infrastructure projects. This survey tool was used to determine eligibility of the C & Covey Street Infrastructure Project, as well as the La Gallina Avenue Infrastructure Project. Any future infrastructure projects will require a survey of the project area to determine LMA eligibility.

AFFORDABLE HOUSING: To increase and maintain the supply of affordable housing.

Analysis and Actions

DPA Program: In Fiscal Year 2012-2013, the City of Waterford provided DPA to two (2) first time home buyers.

Lead-based Paint

1. Describe actions taken during the last year to evaluate and reduce lead-based paint hazards.

The Health Services Agency of Stanislaus County is the lead agency for Stanislaus County in the identification, documentation and prevention of lead poisoning. The Childhood Lead Poisoning Prevention Program of Stanislaus County, administered through the Health Services Agency, becomes involved with childhood lead-based poisoning when notification of an elevated screening blood level is received either from the laboratory or physician. If the blood level is 10ug/dL (micrograms per deciliter), notification is made to the family. Once a child meets the case definition, an environmental investigation is performed by a Registered Environmental Health Specialist to determine, if possible, the source of lead exposure. The Stanislaus County Health Services Agency in partnership with the Department of Environmental Resources conducts the investigation of residences where children with elevated levels of lead reside.

Within the Stanislaus Urban County jurisdiction, there were four cases of childhood lead-based poisoning investigated by Stanislaus County in Fiscal Year 2012-2013. The cause of the lead exposure was connected to the housing unit in 3 of these cases. In these cases, the Housing Rehabilitation Program information was given to the household. The cause of the poisoning in the remaining case was not determined.

During the Fiscal Year 2012-2013, the Stanislaus Urban County partnered with the Childhood Lead Poisoning Prevention Program to distribute information in the unincorporated areas and the participating jurisdictions. If the source of lead exposure is related to the residential physical environment (e.g. peeling paint that indicates the presence of lead) then the Housing Rehabilitation Program may participate in source eradication.

The lead-based paint regulation that became effective April 22, 2010 added a requirement that requires contractors bidding on rehabilitation of homes built prior to 1978 provide documentation of EPA Lead Renovation and Repair and Painting certification. During the implementation of local housing rehabilitation programs, appropriate steps are taken when the presence of lead-based paint is detected. Steps include full encapsulation, complete abatement (removal), painting or spot-repair (as per HUD-sponsored abatement course protocol). These actions are part of the overall strategy of the CP and will continue in funded housing activities.

HOUSING

Housing Actions

1. Describe Actions taken during the last year to foster and maintain affordable housing.

Most participating Stanislaus Urban County jurisdictions have continued to provide and/or acquire funding to continue the provision of affordable housing programs and/or projects such as housing rehabilitation programs, Down Payment Assistance (DPA) programs, and public facility fee deferrals. The elimination of Redevelopment Agencies by the State of California impacted the ability of smaller jurisdictions to maintain housing positions. The Cities of Ceres and Hughson currently do not have staff on hand to administer housing assistance programs. This may change in the future if resources to support these positions become available.

Funding from Neighborhood Stabilization Program (NSP), Community Development Block Grant-Recovery (CDBG-R), and Emergency Solutions Grant (ESG) have provided the Stanislaus Urban County new resources for the provision of additional affordable housing opportunities for low and moderate income families and individuals. These programs made it possible to assist families and individuals most affected by the national and local economic crisis experienced in recent years, and stabilize neighborhoods and overall conditions.

Progress of Specific Housing Objectives

1. Evaluate progress in meeting specific objective of providing affordable housing, including the number of extremely low-income, low-income, and moderate-income renter and owner households comparing actual accomplishments with proposed goals during the reporting period.

During this reporting period, Stanislaus Urban County's affordable housing programs were able to assist families in acquiring their first home or enable a family/individual to maintain their affordable home, through the assistance of rehabilitation grants or low interest deferred loans, or loans with payments.

2. Evaluate progress in providing affordable housing that meets the Section 215 definition of affordable housing for rental and owner households comparing actual accomplishments with proposed goals during the reporting period.

All families assisted under the various Stanislaus Urban County first time homebuyer DPA programs meet the Section 215 definitions of affordable housing. All related program goals were met.

Available Resources/Use of Funds

The following are the actions taken during Fiscal Year 2012-2013 in the area of affordable housing:

NEIGHBORHOOD STABILIZATION PROGRAM (NSP)

In an effort to maximize the overabundance of vacant single-family properties as a potential resource for affordable housing for moderate, low and very-low income households, The Stanislaus Urban County has been participating in the Neighborhood Stabilization Program (NSP). NSP connects first time homebuyers to DPA and affordable single family homes within the Stanislaus Urban County cities and unincorporated areas of the county. Stanislaus Urban County was awarded a total of \$9,744,482 million, under the Housing and Economic Recovery Act (HERA) of 2008, for the purchase of foreclosed or abandoned homes to rehabilitate, redevelop, and resell to first time home buyers with incomes up to 120% of the Area Median Income (AMI). At the end of Fiscal Year 2012-2013, the Stanislaus Urban County had drawn \$9,735,321.58 of NSP funds, or approximately 99.9% of the grant. In addition, the Stanislaus Urban County has drawn \$3,714,655.25 of PI for a combined amount of \$13,449,976.83. In Fiscal Year 2011-2012, the Stanislaus Urban County was awarded a total of \$4,175,947 under the Dodd-Frank Wall Street Reform and Consumer Protection Act of 2010 to expand its Neighborhood Stabilization Program. Stanislaus Urban County drew \$1,993,387.22 of these funds during Fiscal Year 2012-2013.

During Fiscal Year 2012-2013, the Stanislaus Urban County acquired 14 additional homes through the NSP program. Stanislaus Urban County-wide, 10 first time homebuyers purchased NSP homes in Fiscal Year 2012-2013. The rehabilitation of NSP homes has had an economic benefit to local workers, material suppliers, and small business owners. As of June 30, 2013 a total of 104 NSP homes have been acquired by Stanislaus Urban County members and 76 of those homes have been sold to first time homebuyers.

The Stanislaus Urban County has expended more of its grant than the national average for NSP grantees, and plans to meet the objectives of households and persons benefiting from the program. At the conclusion of this fiscal year, the Stanislaus Urban County had served approximately 90% of the number of households that had been projected in the program plan.

The rehabilitation of NSP homes has had an economic benefit to local workers, material suppliers, and small business owners. The NSP program created or expanded the jobs of approximately 150 local workers of different construction trades. These trades included, but were not limited to: general contractors, HVAC technicians, flooring installers, glazing installers, plumbers, painters, and landscapers. NSP rehabilitation processes included weatherizing homes and installing energy efficient appliances to decrease the energy use of NSP units.

COMMUNITY DEVELOPMENT BLOCK GRANT – RECOVERY (CDBG-R)

The Stanislaus Urban County was awarded \$669,134 in Community Development Block Grant-Recovery Program funding under the American Recovery and Reinvestment Act (ARRA) of 2009. Following the intent of the Recovery Act, the Stanislaus Urban County designed a program utilizing CDBG-R funds to modernize and improve energy efficiency and expand educational opportunities within the housing industry. These services are being provided in the form of rehabilitation or retrofitting of NSP acquired units with solar systems and other related energy efficiency improvements. These improvements will help those impacted by the economic downturn by reducing their energy costs and foster energy independence for first time home buyers.

The Stanislaus Urban County CDBG-R Program's initial goal was to retrofit a minimum of twenty (20) Neighborhood Stabilization Program (NSP) housing units with solar systems and other related energy efficiency improvements. To date a total of twenty-seven (27) NSP housing units have been retrofitted with weatherization and solar improvements. Four (4) units were completed during Fiscal Year 2012-2013.

EMERGENCY SOLUTIONS GRANT

The Stanislaus Urban County was awarded \$61,338 in the second allocation of Fiscal Year 2011-2012 ESG funds and \$198,932 in Fiscal Year 2012-2013 ESG program funds. Of those funds \$38,500 was utilized to stabilize housing for 64 individuals who were at-risk of becoming homeless and \$27,184 was utilized to re-house 22 homeless persons. All funds include the cost of case management which is provided in conjunction with rental assistance.

DOWN PAYMENT ASSISTANCE (DPA) PROGRAM

Stanislaus County provides a DPA Program for first time home-buyers which provides assistance of up to \$50,000. The County utilizes HOME and CalHome funds to finance assistance to eligible buyers in the form of low interest silent second loans. During the Fiscal Year 2012-2013, nine DPA loans were funded to qualifying households. The program is designed for low-income households to purchase a home in County unincorporated communities.

The City of Oakdale funds a DPA Program for income eligible households. The City provides up to \$50,000 in assistance to first time homebuyers for homes in the City of Oakdale. This program was able to assist three families during Fiscal Year 2012-2013.

The City of Newman funds a DPA Program for income eligible households. The City provides up to \$40,000 in assistance to first time homebuyers for homes in the City of Newman. The City of Newman did not provide any DPA loans in Fiscal Year 2012-2013.

The City of Patterson funds a DPA Program for income eligible households. The City provides up to \$50,000 in assistance to first time homebuyers for homes in the City of Patterson. The City of Patterson did not provide any DPA loans in Fiscal Year 2012-2013.

The City of Ceres funds a DPA Program for income eligible households. The City of Ceres provided DPA to two (2) homebuyers during Fiscal Year 2012-2013.

The City of Waterford funds a DPA Program for income eligible households. The City of Waterford provided DPA to two (2) homebuyers during Fiscal Year 2012-2013.

HOUSING REHABILITATION PROGRAM

Several Stanislaus Urban County members fund their own Housing Rehabilitation Program. This program is available to homeowners who need assistance with the costs of repairing emergency health and safety issues into their homes. Repairs and improvements may include but are not limited to items such as handicap ramps, restroom grab bars, plumbing repairs, new roofs, and HVAC repairs. The amount of

assistance varies depending on the health and safety repairs needed. In cases where the cost to rehabilitate the home exceeds 75% of the value of the home, a rebuild of the home is recommended.

This program only assists owner-occupied housing units and is available to residents of Stanislaus Urban County communities that have an active program (Stanislaus Unincorporated Areas, Waterford, and Patterson). This fiscal year, a total of nine (9) households, Stanislaus Urban County-wide were approved for assistance to conduct health and safety home repairs through this program.

MULTI-FAMILY HOUSING DEVELOPMENT

Since 2005 Stanislaus Urban County members have completed three high density affordable housing projects for seniors. They are located within the Cities of Newman, Oakdale, and Patterson. In addition to these developments, the Stanislaus Urban County also acquired a multi-family unit in the City of Waterford. The multi family unit will be replaced with a multi-family senior housing complex through the Neighborhood Stabilization Program and City of Waterford HOME funds. These units will be leased to low income seniors. The management of this complex will be conducted by the HACS. The project will begin construction in the fall 2013 and is scheduled to be completed by spring 2014. The Urban County also acquired a 3 acre vacant lot in the City of Oakdale through the NSP. The Urban County and the City of Oakdale are considering various options for development of this site.

Efforts to Address "Worst-case" Housing Needs

3. Describe efforts to address "worst-case" housing needs and housing needs of persons with disabilities.

In efforts to address "worst-case" housing needs and housing needs of persons with disabilities, the Stanislaus Urban County partners with organizations such as the HACS and Disability Resource Agency for Independent Living (DRAIL). Project Sentinel, the County's Fair Housing service provider, and DRAIL, a non-profit who assist individuals with disabilities in obtaining needed assistive technology and housing accessibility, work closely with one another through client referral to ensure individuals with disabilities are not suffering from discrimination related to housing. In addition, Catholic Charities Senior Assisted Transportation program and the Howard Training Center's Senior Meals program provide food delivery services and transportation services to home bound seniors and persons with disabilities who would otherwise be unable to access services. Throughout the Fiscal Year 2012-2013, 1,849 individuals with disabilities received food assistance, shelter, housing or case management services through agencies that received CDBG Public Services or ESG funds from Stanislaus County.

Public Housing Strategy

1. Describe actions taken during the last year to improve public housing and resident initiatives.

The Stanislaus Urban County actively partners with the CoC in all activities related to improving public housing and resident initiatives. From time to time, the Stanislaus Urban County also partners with the HACS via the use of Urban County HUD funds for projects that improve public housing.

The HACS is the largest landlord of multi-family and single household public housing units for the lower income population of Stanislaus County. The HACS is committed to provide decent affordable housing to its residents and in doing so; the HACS keeps public housing units in favorable conditions so that its residents have a safe and healthy living environment. During Fiscal Year 2012-2013, the HACS had conducted the following public housing modernization projects:

1. Replaced outdated appliances with Energy Star rated appliances in 16 units in the City of Newman and 432 units in the City of Modesto.
2. Replaced HVAC units with newer energy efficient models at 37 units in Modesto. Included installing set back programmable t-stats and duct testing/sealing.
3. Comprehensive rehab of 18 units at our Holly Circle development in Ceres. Work included installation of dual pane windows, abatement of ACM's and replacement of flooring throughout the units, gutted kitchen and bathrooms, new electrical service panels and installation of energy efficient lighting throughout, hard wired interconnected smoke/CO detectors, new water saving plumbing fixtures, painting inside and out with low VOC paints.
4. Major repairs/updates to site parking lots and sidewalks to address ADA issues, site drainage and general condition of the parking surfaces at 12 Public Housing development sites in Modesto.

Barriers to Affordable Housing

1. Describe actions taken during the last year to eliminate barriers to affordable housing.

The changed economic circumstances confronting the Stanislaus Urban County, especially those affecting homeownership and rental housing markets, must be viewed as potential threats to fair housing choice.

In response to the foreclosure crisis in the Northern San Joaquin Valley, there have been local efforts to address the crisis. In partnership with local, state, federal, and private entities the County and some Stanislaus Urban County cities have been involved in the efforts to assist homeowners that are in foreclosure and/or at risk of foreclosure. Stanislaus County staff regularly attends Northern California Housing Counseling Network meetings to learn about the resources available to people facing foreclosure. This allows Stanislaus County staff to provide information and referrals to individuals seeking assistance of this sort.

1. Assessment of Relationship of HOME Funds to Goals and Objectives **a. Evaluate progress made toward meeting goals for providing affordable housing using HOME funds, including the number and types of households served.**

Stanislaus Urban County participating jurisdictions are members in the City of Turlock/Stanislaus County HOME Consortium. As the lead agency, the City of Turlock administers the HOME program and reports the partnering jurisdictions' activities in the HOME Consortium's CAPER.

ADDRESSING HOMELESSNESS

1. Identify actions taken to prevent homelessness.

Throughout this Fiscal Year, Stanislaus Urban County implemented the Emergency Solutions Grant program, as amended by the HEARTH Act, which combines previously eligible Emergency Shelter Grant activities with Homeless Prevention and Rapid Re-Housing activities. This Fiscal Year the Community Housing and Shelter Services Agency (CHSS), the Children's Crisis Center, and We Care of Turlock all received second allocation Fiscal Year 2011-2012 funding and Fiscal Year 2012-2013 ESG funding to provide homeless prevention and rapid re-housing services. These funds are targeted to homeless individuals and families or individuals and families at-risk of losing their housing and provide a combination of intensive case management and rental assistance with the ultimate goal of securing clients in permanent housing..

Overall, these programs provided rental assistance and case management to 64 individuals throughout the county. Each of these homeless prevention programs connects clients to case managers who work with each household to develop a goal oriented housing action plan, which centers on identifying and connecting clients with any needed services such as TANF, Food Stamps, Veteran's Benefits, budgeting, job training, employment opportunities, etc.

In addition to rental assistance, the Center for Human Services provided utility assistance payments, case management, and resource and referral services to 603 unduplicated individuals residing in the communities of Patterson, Newman, and Ceres. This emergency assistance allowed households struggling with the decision to either pay rent or utilities, to stabilize their housing situations and remain in their current housing.

The Children's Crisis Center's Marsha's, Guardian and Cricket's House facilities utilized ESG and CDBG Public Service funds to operate a daycare and shelter facility for infants, toddlers and children at-risk of homelessness. The facility provided parents case management services, allowing them to find and maintain jobs, housing and other necessary services. Throughout Fiscal Year 2012-2013, the Guardian House shelter facility served 71 adults and youth, the Cricket's House shelter facility served 62 children and adults, and Marsha's house served 79 infants and toddlers who were either homeless or were at-risk of homelessness.

The Stanislaus Urban County partnered with five homeless service providers through the Emergency Solutions Grant Program. A more detailed description of what each ESG funded program accomplished is provided under ESG Program Performance section of this document.

Additionally, Stanislaus Urban County staff worked closely with the ESG/HMIS/SHP Sub-committee of the CoC, made up of representatives from the City of Modesto, Stanislaus County, the Housing Authority, and homeless service providers, to improve the Homeless Management Information System (HMIS) and to being the process of developing of a coordinated intake and assessment process which will ultimately be implemented CoC wide. Through ESG funds, the county provided funding to the CoC to assist with HMIS data entry. This effort allowed client data from non-HUD funded homeless service providers to enter into HMIS, which will allow the CoC's homeless data collection to act as a much more valuable tool for tracking individuals patterns into and out of homelessness. Overall, the sub-

committee made great strides toward improving data quality and the consistency of the intake process for shelter, homeless prevention, and rapid re-housing activities.

2. Identify actions to help homeless persons make the transition to permanent housing and independent living.

The Stanislaus Urban County partnered with CHSS, We Care, and the Children's Crisis Center in efforts to help homeless persons and families make a transition to permanent housing and independent living. With the use of ESG grant funds, both the chronically homeless populations and temporarily homeless households were provided the opportunity to be placed into permanent housing. While enrolled in the program, case managers work with each household to set goals and work on a housing action plan in order to identify and connect with any needed services such as Temporary Assistance for Needy Families (TANF), Food Stamps, Veteran's Benefits, future employment opportunities, etc. All three agencies were experienced in providing Rapid Re-Housing services through their participation in the Recovery Act program Homeless Prevention and Rapid Re-Housing Program (HPRP) which ran from September 2009 to August 2012. Through HPRP, 256 homeless persons in Stanislaus County, made up of 102 households, received Rapid Re-housing assistance.

The Salvation Army, the Children's Crisis Center, Family Promise, and We Care also utilized ESG funds to provide emergency and transitional shelter to homeless individuals and households. Clients that show progress and motivation toward self-sufficiency receive extended case management in conjunction with Rapid Re-Housing assistance funds to assist in the placement of job and permanent housing placement.

3. Identify new Federal resources obtained from Homeless SuperNOFA.

The following chart indicates the resources acquired through the Stanislaus Housing and Support Services Collaborative (also referred to as the Continuum of Care) through from the Homeless SuperNOFA to assist those individuals/families directly suffering from homelessness along with those in jeopardy of becoming homeless.

Turlock/Modesto/Stanislaus CoC - 505		
Berberian Transitional Housing Program	SHPR	\$101,905
Homes for Homeless	SHPR	\$90,011
Miller Point	S+CR	\$97,129
Families in Transition	SHPR	\$69,643
Halo 4 (9)	SHPR	\$164,716
Halo 7 (14)	SHPR	\$92,025
Halo Apartments (5)	SHPR	\$230,043
Halo Homes (3)	SHPR	\$199,962
Halo Housing (1)	SHPR	\$124,154
Pathways	SHPR	\$78,976
Pathways-Support Services Only	SHPR	\$43,241
Permanent Housing #1	SHPR	\$95,850
Shelter Plus Care 1-4,6 & 7	S+CR	\$981,287
Shelter Plus Care 5 (MP)	S+CR	\$142,300
Stanislaus HMIS Renewal	HMIS	\$84,795
Turning Point Affordable Housing Project	SHPR	\$103,793
Turning Point Supportive Housing Program	SHPR	\$166,083
Total :		\$2,865,913

SHP: Supporting Housing Program
SHPR: Supporting Housing Program Renewal
S+CR: Shelter Plus Care Renewal
HMIS: Homeless Management
Information System

4. Identify actions to address emergency shelter and transitional housing needs of homeless individuals and families (including significant subpopulations such as those living on the streets).

As described above, the Stanislaus Urban County partnered with the We Care Program, the Children’s Crisis Center’s Marsha’s House, Family Promise and the Salvation Army’s Transitional Living Facility to address emergency and transitional housing needs of homeless individuals and families. A number of these clients subsequently received rapid re-housing assistance and became stably housed.

The Homeless Management Information System (HMIS) Sub-committee, of the CoC, has worked diligently throughout the Fiscal Year to improve the data quality of the current HMIS system. Commitments have been made for non-HUD funded homeless service providers to enter into HMIS, which will allow the CoC’s homeless data collection to act as a much more valuable tool for tracking individuals patterns into and out of homelessness. Improving data quality will allow funding to be prioritized based on trends of homeless populations within Stanislaus County.

5. Assessment of Relationship of ESG Funds to Goals and Objectives
a. Evaluate progress made in using ESG funds to address homeless and homeless prevention needs, goals, and specific objectives established in the CP.

Needs, goals, and specific objectives established in the CP include: Education and Outreach, Partnerships, Prevention and Supportive Services, and Vocational and Employment Training. The following is a summary of activity in each area:

EDUCATION AND OUTREACH

In order to better serve the homeless population outreach is required by service providers. Most agencies that deal with the homeless population are non-profits and community groups. The Stanislaus Urban County awarded grants to non-profit homeless service providers that among other services, provided education and outreach to the general public, homeless population, and public agencies. Services to be provided by awarded agencies are announced in the Annual Action Plan which is shared with multiple stakeholders at Municipal Advisory Committees, local homeless action committees as well as at city public review meetings for comment and input. In addition, as funding and time/staffing capacity allows the County publishes a public services pamphlet every year highlighting the services available through our ESG funded programs.

PARTNERSHIPS

The Stanislaus Urban County is involved with collaboration service providers, community groups, and partnerships throughout the County. By creating and

retaining partnerships, the Stanislaus Urban County has been better able to provide services to communities and agencies.

The County and other local jurisdictions coordinate with local service providers in the area to improve homeless services by communicating upcoming events and available services at a number of local collaborative meetings; including the Stanislaus County Housing and Supportive Services Collaborative (SHSSC), the Ceres Collaborative and the Turlock Collaborative. By allowing a regular open forum for networking, providers and administrators of ESG funds are able to identify homeless service gaps and to discuss solutions to homeless service issues in the area.

Stanislaus County staff continually collaborates with the City of Modesto and the City of Turlock staff on the ESG & CDBG Public Services application process, as well as on common data collection and reporting forms. The HMIS/ESG Sub-committee also provides a forum to communicate issues and identify shared solutions regarding the implementation of the County, and the City of Modesto's ESG programs.

On a regional level, Stanislaus Urban County staff attends quarterly Northern California/Central Valley Homeless Roundtable meetings where issues of the implementation, state and federal regulations and strategic planning for homeless programs are shared and discussed.

PREVENTION AND SUPPORTIVE SERVICES

The Stanislaus Urban County awarded ESG grants to several service providers such as Community Housing and Shelter Services (CHSS) and Children's Crisis Center, both of which provide prevention and supportive services. The agencies provided services such as case management, housing search and placement services, employment training and placement, financial planning, resource and referral services, and mental health referrals. With experience in providing homeless prevention services through the Homeless Prevention and Rapid Re-Housing Program (HPRP), these agencies have made great improvements in their outreach, intake & resource & referral processes to help persons at risk of becoming homeless and who were homeless to find and maintain permanent housing.

Homeless prevention activities are provided by various non-profits within the community. These non-profits accept referrals from publicly funded institutions that would otherwise have to release very-low income individuals onto the streets, with nowhere to reside upon release. Several non-profits who participate in the Housing Collaborative, such as the Center for Human Services, regularly attend P.A.C.T. meetings to assist those leaving incarceration in their quest to find stable housing.

VOCATIONAL & EMPLOYMENT TRAINING

The Stanislaus Urban County's CDBG-R funds were used to fund a program to improve energy efficiency and expand educational opportunities within the housing industry. These services were provided in the form of rehabilitation or retrofitting of Neighborhood Stabilization Program (NSP) acquired units with solar systems and other related energy efficiency improvements. These improvements have helped NSP buyers by reducing their energy costs and foster energy independence.

The Stanislaus Urban County's CDBG-R program had a goal of retrofitting a minimum of 20 Neighborhood Stabilization Program (NSP) housing units with solar systems

and other related energy efficiency improvements. To date a total of 27 NSP housing units have been retrofitted with weatherization and solar system improvements.

b. Detail how ESG projects are related to implementation of comprehensive homeless planning strategy, including the number and types of individuals and persons in households served with ESG funds.

The Stanislaus Urban County participating jurisdictions are members of the CoC (also known as the Housing and Support Services Collaborative of Stanislaus County). At the local level, this collaborative provides the most comprehensive analysis of the homeless population and service availability in Stanislaus County. This collaborative is comprised of the HACS, Community Housing and Shelter Services, Behavioral Health and Recovery Services, Center for Human Services, We Care, Children's Crisis Center, the City of Turlock, the City of Modesto, faith-based organizations, and over a dozen service providers.

One purpose of the CoC Collaborative is to fund projects that assist homeless persons in self-sufficiency and permanent housing. Funds may be allocated through a competitive process and used for the Supportive Housing Program (SHP) and Shelter Plus Care.

The CoC System consists of three components. They are:

- 1) Emergency shelter/assessment effort which provides immediate shelter and can identify an individual's needs; or,
- 2) Offering transitional housing and necessary social services. Such services include substance abuse treatment, short-term mental health services, independent living skills, job training; or,
- 3) Providing permanent supportive housing arrangements. ESG funded projects are related to the CoC System as they provided emergency shelter while working on identifying needs of the homeless (We Care Program), offered transitional housing and necessary social services (Redwood Family Center), and provided permanent supportive housing arrangements (Community Housing & Shelter Services – Homeless Prevention Program).

6. Matching Resources

a. Provide specific sources and amounts of new funding used to meet match as required by 42 USC 11375(a)(1), including cash resources, grants, and staff salaries, as well as in-kind contributions such as the value of a building or lease, donated materials, or volunteer time.

Under the Emergency Solutions Grant (ESG) Program, match funding is required to be provided for all ESG grant amounts paid out. The following is a breakdown of the match funding by type provided for ESG activities funded during the 2010, 2011, and 2012 Fiscal Years:

11f. Match Source

	FY 2010	FY 2011	FY 2012
Other Non-ESG HUD Funds	32,840	48,129	42,871
Other Federal Funds	10,450	35,000	44,140
State Government	16,464	24,057	27,563
Local Government	0	14,245	0
Private Funds	49,710	50,914	84,358
Other	0	0	0
Fees	0	0	0
Program Income	0	0	0
Total Match Amount	109,464	172,345	198,932

7. State Method of Distribution

- a. States must describe their method of distribution and how it rated and selected its local government agencies and private non-profit organizations acting as sub recipients.

Not Applicable.

ESG PROGRAM PERFORMANCE

8. Activity and Beneficiary Data

- A. Completion of attached Emergency Solutions Grant Program Performance Chart or other reports showing ESGP expenditures by type of activity. Also describe any problems in collecting, reporting, and evaluating the reliability of this information.

The HEARTH Act, which took effect mid-Fiscal Year 2011-2012, eliminated the current program caps and replaced them with a 60% maximum (or Hold Harmless Need "HHN" maximum) of grant funds to be spent on shelter and street outreach activities. A total of 7.5% of the total grant amount is set aside for Administration costs and approximately 8% is set aside for HMIS. The remaining grant funds will be split 50/50 between shelter activities and Homeless Prevention and Rapid Re-Housing activities. This is an increase in HPRP activities by approximately 10% from Fiscal Year 2012-2013.

ESG Program Eligibility

To be eligible for ESG assistance, an ESG project must serve extremely low income households. These income categories are defined as those at or below 30% of the area median income.

Area Median Income (AMI) Levels:

Income Limit Category	1 Person	2 Person	3 Person	4 Person	5 Person	6 Person	7 Person	8 Person
Extremely Low (30%)	\$12,400	\$14,150	\$15,900	\$17,650	\$19,100	\$20,500	\$21,900	\$23,300

Source: HUD November 2012

The following costs are listed as eligible under the ESG Program's interim rule:

STREET OUTREACH AND EMERGENCY SHELTER ACTIVITIES

(Up to 60% of FISCAL YEAR 2012-2013 ESG allocation)

- **Street Outreach** – Essential Services assisting *unsheltered* homeless persons to meet emergency needs including:
 - Engagement
 - Case Management
 - Emergency Health Services (*if otherwise unavailable to the client*)
 - Emergency Mental Health Care (*if otherwise unavailable to the client*)
 - Transportation (*to and from another eligible Street Outreach service for both staff and clients, includes public transportation costs*)
 - Services for Special Populations (*homeless youth, victim services, persons living with HIV/AIDS provided the services are one of those listed above*)

- **Emergency Shelter**– Funds for facilities providing overnight shelter to homeless families and individuals including:
 - **Operational Costs**
 - **Renovation of Buildings used as emergency shelters for homeless**
 - **Assistance Required under the Uniform Relocation Assistance and Real Property Acquisition Policies Act of 1970 (URA)**
 - **Essential Services**
 - Case Management
 - Child Care
 - Education Services
 - Employment Assistance and Job Skills Training
 - Outpatient Health Services
 - Legal Services
 - Life Skills Training
 - Mental Health Services (*if otherwise unavailable to the client*)
 - Substance Abuse Treatment Services (*if otherwise unavailable to the client*)
 - Transportation (*for client to and from medical care, employment, child care, or other eligible essential services, includes public transportation costs, or for staff for client home visits, for facility vehicle leasing costs when used specifically for transporting clients to and from medical care, employment, child care, or other eligible essential services*)
 - Services for Special Populations (*homeless youth, victim services, persons living with HIV/AIDS provided the services are one of those listed above*)

HOMELESS PREVENTION AND RAPID RE-HOUSING ACTIVITIES (No Cap)

- **Homeless Prevention** – Services that provide housing relocation and stabilization and short- and/or medium-term rental assistance necessary to prevent an individual or family who fits under the “at-risk of homelessness” definition from becoming homeless; including:
 -
 - **Housing Relocation and Stabilization Services**
 - Financial Assistance Costs (*includes rental application fees, security deposits, last month's rent, utility deposits, utility payments, moving costs, services costs*)

- Housing Search and Placement (*staff time spent assisting clients in locating, obtaining and retaining housing*)
 - Housing Stability Case Management (*Staff time spent assessing, arranging, coordinating, and monitoring the client's progress towards achieving housing stability*)
 - Mediation (*between the client and landlord*)
 - Legal Services (*necessary to resolve a legal problem that prohibits the program participant from obtaining permanent housing or will likely result in the program participant losing the permanent housing in which the program participant currently resides*)
 - Credit Repair (*cannot be used to pay down client debt*)
 - Short-term Rental Assistance (*up to 3 months*)
 - Medium-term Rental Assistance (*4 – 24 months*)
 - Payment of Rental Arrears (*one-time payment for up to 6 months of rental arrears, including any applicable late fees*)
- **Rapid Re-Housing** – Services that provide housing relocation and stabilization and short- and/or medium-term rental assistance necessary to move an individual or family who fits under the “homeless” definition into permanent housing; including
- Housing Relocation and Stabilization Services
 - Financial Assistance Costs (*includes rental application fees, security deposits, last month's rent, utility deposits, utility payments, moving costs, services costs*)
 - Housing Search and Placement (*staff time spent assisting clients in locating, obtaining and retaining housing*)
 - Housing Stability Case Management (*Staff time spent assessing, arranging, coordinating, and monitoring the client's progress towards achieving housing stability*)
 - Mediation (*between the client and landlord*)
 - Legal Services (*necessary to resolve a legal problem that prohibits the program participant from obtaining permanent housing or will likely result in the program participant losing the permanent housing in which the program participant currently resides*)
 - Credit Repair (*cannot be used to pay down client debt*)
 - Short-term Rental Assistance (*up to 3 months*)
 - Medium-term Rental Assistance (*4 – 24 months*)
 - Payment of Rental Arrears (*one-time payment for up to 6 months of rental arrears, including any applicable late fees*)
- **Homeless Management Information Systems (HMIS)** – Participation in HMIS is required. HMIS eligible expenses include:
- Administering
 - Monitoring
 - Reporting
 - Training
 - Technical Support
 - Participation Fees/Software

➤ **Administration (Up to 7.5% of total ESG allocation)**

During the Fiscal Year 2012-2013, Stanislaus Urban County's ESG funds included \$61,338 in second allocation 11-12 Fiscal Year funds (subject to the revised Emergency Solutions Grant regulations) and \$198,932 in Fiscal Year 2012-2013 Emergency Solutions Grant funds.

Funds were set aside to allow non-profits and service providers to apply through a competitive process for ESG grants. Funds must be utilized to assist eligible Stanislaus Urban County residents within the framework of HUD approved ESG activities. Grant applications were made available in a CDBG/ESG Technical Workshop, which was held on November 16, 2012. Applications received were reviewed and scored by a committee consisting of four (4) representatives from the Stanislaus Urban County (from four of five participating cities), a representative from the County's CEO office, and a representative from the County's Behavioral Health and Recovery Services office and County's Planning and Community Development. The top scoring applications were then presented to the County Board of Supervisors for final approval.

A total of eight (8) programs, including three (3) emergency homeless shelter facilities, two (2) transitional shelter facilities, and three (3) homeless prevention and rapid re-housing assistance providers, received funds during the Fiscal Year to provide ESG services throughout the County. Fiscal Year 2012-2013 ESG recipients utilized approximately \$199,000 in matching funds from other public and/or private sources to ensure successful programs. Out of the total 1,369 individuals served by the eight (8) programs funded with ESG funding during the Fiscal Year 2012-2013 the following were served within each Stanislaus Urban County area:

Ceres	53
Newman	8
Oakdale	22
Patterson	15
Waterford	14
Salida	6
Empire	10
Hughson	10
Denair	4
South Modesto	779
Other unincorporated areas	448
Total	1,369

The following is a summary of ESG program grantees, including their grant funds awarded and expended, their HUD issued IDIS activity number, and a brief description of what they accomplished throughout the 2011-2012 Fiscal Year:

STANISLAUS COUNTY

ESG Administration

Activity 435

Second Allocation FY 11-12 Grant Funds Awarded **\$7,326**
Second Allocation FY 11-12 Grant Funds Expended **\$7,326**

Activity 468

FY 12-13 Grant Funds Awarded	\$14,919
FY 12-13 Grant Funds Expended	\$5,534

ESG funds were used to pay for administration costs for Stanislaus County staff involved with the program. This includes, but is not limited to time that is devoted to the coordination and administration of the ESG program, preparation for implementation of the revised Emergency Solutions Grant program, and Homeless Management Information System (HMIS).

CHILDREN'S CRISIS CENTER

Homeless Prevention and Rapid Re-Housing for Families

Activity 434/466

Second Allocation FY 11-12 Grant Funds Awarded	\$9,058
Second Allocation FY 11-12 Grant Funds Expended	\$9,058

Activity 469/467

FY 12-13 Grant Funds Awarded	\$32,254
FY 12-13 Grant Funds Expended	\$32,254

Marsha's Protective Infant/Toddler Project

Activity 432

Second Allocation FY 11-12 Grant Funds Awarded	\$8,000
Second Allocation FY 11-12 Grant Funds Expended	\$8,000

Activity 470

FY 12-13 Grant Funds Awarded	\$20,000
FY 12-13 Grant Funds Expended	\$20,000

This project provided shelter and specialized care to 79 low-income high-risk infants and toddlers living in the unincorporated areas of Modesto. Each infant and toddler's physical, emotional, therapeutic, and nutritional needs were attended to by qualified, caring staff, trained in early childhood development, crisis management and emergency intervention. Case Management staff provided families with crisis counseling, resource identification, referral services, and parent education. Out of the 79 individuals served through this program, 65 participants were members of a single parent female head household. Two (2) households were provided housing stabilization and relocation services and were entered into the Homeless Prevention and Rapid Re-housing Program.

COMMUNITY HOUSING AND SHELTER SERVICES

Homeless Prevention Program

Activity 434/466

Second Allocation FY 11-12 Grant Funds Awarded	\$5,605
Second Allocation FY 11-12 Grant Funds Expended	\$5,605

Activity 469/467

<i>FY 12-13 Grant Funds Awarded</i>	<i>\$4,400</i>
<i>FY 12-13 Grant Funds Expended</i>	<i>\$1,031</i>

This program provided rental assistance to 68 households, made up of 78 individuals who were at-risk of homelessness and 119 homeless individuals who were re-housed. Each participating household receives case management in combination with short-term rental assistance. Of the 197 individuals served throughout the 2011-2012 Fiscal Year, 31 were victims of domestic violence, 54 were connected to employment, 26 were disabled, and 6 were 62 or over. The Community Housing and Shelter Services will continue to draw down their remaining funds throughout the first quarter of Fiscal Year 2012-2013.

FAMILY PROMISE OF GREATER MODESTO

Shelter Services for Homeless Families

Activity 432

<i>Second Allocation FY 11-12 Grant Funds Awarded</i>	<i>\$1,348</i>
<i>Second Allocation FY 11-12 Grant Funds Expended</i>	<i>\$1,348</i>

Activity 470

<i>FY 12-13 Grant Funds Awarded</i>	<i>\$16,375</i>
<i>FY 12-13 Grant Funds Expended</i>	<i>\$16,375</i>

Family Promise of Greater Modesto provided transitional shelter to 14 homeless families, made up of 66 individuals, with the support of a network of multi-denominational churches. Participants received food, overnight accommodations, case management, and access to a Day Center which included showers and laundry facilities, phone and internet access and transportation to and from the shelter location. Weekly group meetings provided participants crucial Life Skills training to assist them in moving out of homelessness. Out of the 14 families served, 8 successfully found permanent housing.

SALVATION ARMY

Berberian Transitional Living Facility

Activity 432

<i>Second Allocation FY 11-12 Grant Funds Awarded</i>	<i>\$6,000</i>
<i>Second Allocation FY 11-12 Grant Funds Expended</i>	<i>\$6,000</i>

Activity 470

<i>FY 12-13 Grant Funds Awarded</i>	<i>\$14,000</i>
<i>FY 12-13 Grant Funds Expended</i>	<i>\$14,000</i>

The Berberian Transitional Living Facility assisted 70 homeless individuals throughout the 2011-2012 Fiscal Year, beginning the process of transitioning individuals from homelessness to permanent housing. In addition to housing accommodations, which includes 40 available beds (20 for VA and 20 for non-VA) for up to 24 months, to program provided clients three meals a day, extensive case management, needs assessment, including follow-up services led by a dedicated case manager; job readiness instruction; life skills training, including personal budgeting, landlord/tenant relations and household management; assistance with legal issues;

Stanislaus Urban County

HIV/AIDS testing and counseling; medical screening; assistance accessing government benefits; assistance accessing permanent housing; substance abuse recover supports and transportation assistance. Approximately 60% of all participants in the transitional shelter originally stayed in the Salvation Army's emergency shelter. Of the total 70 individuals served, 56 were veterans, 30 were chronic substance abusers, 4 were victims of domestic violence, 22 were persons with disabilities, and 9 had severe mental illness. This program began operating in Fiscal Year 2010-2011 and has an overall program goal to permanently re-house 70% of all of participants upon completion of the 24 month long program.

Emergency Shelter

Activity 432

Second Allocation FY 11-12 Grant Funds Awarded \$9,000
Second Allocation FY 11-12 Grant Funds Expended \$9,000

Activity 470

FY 12-13 Grant Funds Awarded \$38,000
FY 12-13 Grant Funds Expended \$38,000

The Salvation Army provided emergency shelter between the months of November to March to 701 homeless adults, made up of 536 males and 165 women. 131 of the individuals served were between the age of 18-24, 72 were veterans, 64 were elderly, 432 were identified as chronically homeless, 146 had severe mental illness, and 208 were disabled.

WE CARE

Emergency Cold Weather Shelter

Activity 432

Second Allocation FY 11-12 Grant Funds Awarded \$7,000
Second Allocation FY 11-12 Grant Funds Expended \$7,000

Activity 470

FY 12-13 Grant Funds Awarded \$38,000
FY 12-13 Grant Funds Expended \$38,000

Throughout the 2011-2012 Fiscal Year, the We Care Program (WCP) program provided emergency shelter during the coldest months of the winter to 138 chronically homeless men over the age of 18. The WCP's Cold Weather Shelter operated from December 1, 2011 to March 31, 2012; seven days a week from 6:30 p.m. to 8:00 a.m. Volunteers provided participants nutritious meals each evening. Out of the total 138 individuals served, 8 were elderly, 51 were persons with disabilities, and 1 was successfully re-housed through the HPRP program.

Rapid Re-Housing Program

Activity 466

Second Allocation FY 11-12 Grant Funds Awarded \$8,000
Second Allocation FY 11-12 Grant Funds Expended \$8,000

Activity 467

FY 12-13 Grant Funds Awarded \$8,000

The following chart shows the breakdown of how ESG funds were spent in terms of eligible activities:

FY 2012-2013 ESG FUNDS

Organization Name	Program/Project	Shelter Services	Rapid Re-Housing	Homeless Prevention	HMIS	Total
Children's Crisis Center	Marsha's House & HPRP Program	\$20,000	\$6,873	\$25,156		\$52,029
Community Housing and Shelter Services	Homeless Prevention Program		\$320	\$711	\$12,839	\$13,870
Family Promise	Shelter for Homeless Families	\$16,375				\$16,375
Salvation Army	Berberian Emergency & Transitional Living Facilities	\$35,984				\$35,984
We Care Program	Emergency Winter Shelter & Rapid Re-Housing Program	\$38,000	\$8,000			\$46,000
Stanislaus County	Administration					\$10,903
Total		\$110,359 (30%)	\$15,193 (10%)	\$25,867 (30%)	\$12,839	\$175,161

The following charts show a breakdown of individuals served with ESG funds throughout the 2012-2013 Fiscal Year by family status, activity type, gender, age, and special populations

PERSONS SERVED (CR-65)**Homelessness Prevention Activities**

Number of Persons in Households	Total
Adults	27
Children	37
Don't Know/Refused	0
Missing Information	0
Total	64

Rapid Re-Housing Activities

Number of Persons in Households	Total
Adults	17
Children	5
Don't Know/Refused	0
Missing Information	0
Total	22

Shelter Services

Number of Persons in Households	Total
Adults	1,038
Children	98
Don't Know/Refused	1
Missing Information	0
Total	1,137

Totals for all Persons Served with ESG

Number of Persons in Households	Total
Adults	1,083
Children	139
Don't Know/Refused	1
Missing Information	0
Total	1,223

Gender—All Activities

	Total
Male	894
Female	329
Transgendered	0
Unknown	0
Total	1,223

Age—All Activities

	Total
Under 18	139
18-24	201
Over 24	882
Don't Know/Refused	1
Missing Information	0
Total	1,223

Special Populations Served—All Activities *(Number of Persons in Households)*

Subpopulation	Total Persons Served – Prevention	Total Persons Served – RRH	Total Persons Served in Emergency Shelters	Total
Veterans	137	0	0	137
Victims of Domestic Violence	8	5	2	1
Elderly	80	0	0	80
HIV/AIDS	0	0	0	0
Chronically Homeless	526	0	7	519
Persons with Disabilities:				
Severely Mentally Ill	147	146	1	0
Chronic Substance Abuse	10	0	0	10
Other Disability	263	2	2	259
	870	2	Total (Unduplicated if possible)	863

The following chart shows the number of beds available for shelter facilities who utilized ESG grant funds, the number of beds that were actually provided throughout Fiscal Year 2012-2013, and the percentage of ESG facility bed utilization rates.

ASSISTANCE PROVIDED (CR-70)**Shelter Utilization**

Number of New Units - Rehabbed	0
Number of New Units - Conversion	0
Total Number of bed-nights available	47,120
Total Number of bed-nights provided	41,101
Capacity Utilization	87.23%

The following tables provide a comparison of ESG funding by activity type and by match funding type over the last three (3) Fiscal Years:

EXPENDITURES (CR-75)**ESG Expenditures for Homelessness Prevention**

	Dollar Amount of Expenditures in Program Year		
	FY 2010	FY 2011	FY 2012
Expenditures for Rental Assistance	0	10,966	21,966
Expenditures for Housing Relocation and Stabilization Services - Financial Assistance	0	770	0
Expenditures for Housing Relocation & Stabilization Services - Services	0	897	3,901
Expenditures for Homeless Prevention under Emergency Shelter Grants Program	32,839	40,563	0
Subtotal Homelessness Prevention	32,839	53,196	25,867

ESG Expenditures for Rapid Re-Housing

	Dollar Amount of Expenditures in Program Year		
	FY 2010	FY 2011	FY 2012
Expenditures for Rental Assistance	0	7,827	7,143
Expenditures for Housing Relocation and Stabilization Services - Financial Assistance	0	2,660	3,760
Expenditures for Housing Relocation & Stabilization Services - Services	0	1,504	4,290
Expenditures for Homeless Prevention under Emergency Shelter Grants Program	0	0	0
Subtotal Rapid Re-Housing	0	11,991	15,193

ESG Expenditures for Emergency Shelter

	Dollar Amount of Expenditures in Program Year		
	FY 2010	FY 2011	FY 2012
Essential Services	32,839	46,363	93,859
Operations	12,169	38,439	16,500
Renovation	26,144	9,577	0
Major Rehab	0	0	0
Conversion	0	0	0
Subtotal	71,152	94,379	110,359

Other Grant Expenditures

	Dollar Amount of Expenditures in Program Year		
	FY 2010	FY 2011	FY 2012
HMIS	0	0	12,839
Administration	5,473	12,779	5,534
Street Outreach	0	0	0

Total ESG Grant Funds

Total ESG Funds Expended	FY 2010	FY 2011	FY 2012
451,601	109,464	172,345	169,792

ESG Match Sources *(Activities only, no Admin)*

	FY 2010	FY 2011	FY 2012
Other Non-ESG HUD Funds	32,840	48,129	42,871
Other Federal Funds	10,450	35,000	15,000
State Government	16,464	24,057	27,563
Local Government	0	14,245	0
Private Funds	49,710	50,914	84,358
Other	0	0	0
Fees	0	0	0
Program Income	0	0	0
Total Match Amount	109,464	172,345	169,792

Total

Total Amount of Funds Expended on ESG Activities	FY 2009	FY 2010	FY 2011
903,202	218,928	344,690	339,584

Homeless Discharge Coordination

- a. As part of the government developing and implementing a homeless discharge coordination policy, ESG homeless prevention funds may be used to assist very-low income individuals and families at risk of becoming homeless after being released from publicly funded institutions such as health care facilities, foster care or other youth facilities, or corrections institutions or programs.

Explain how your government is instituting a homeless discharge coordination policy, and how ESG homeless prevention funds are being used in this effort.

Representatives from Behavioral Health and Recovery Services (BHRS) and the Community Services Agency (CSA) regularly attend the monthly CoC Housing Collaborative meetings and are active participants in program planning for homeless fund utilization throughout Stanislaus County. The Health Services Agency (HAS) has been contacted in regard to recent and upcoming health care reform legislation, some of which encourages incorporating rental assistance and case management into discharge planning. Because Stanislaus County does not have a public hospital, private hospitals will ultimately need to be consulted in the future as to which health care reform measures they will be implementing. On October 1, 2011 California passed a corrections realignment plan, which shifts responsibility from the state to counties for the custody, treatment, and supervision of individuals convicted of specified nonviolent, non-serious, non-sex crimes. In anticipation for the huge impact this will have on Stanislaus County in terms of discharging persons released from County jails into homelessness the CoC has collaborated with Stanislaus County Sheriff's and Probation Departments to discuss what services are available for recently discharged parolees.

COMMUNITY DEVELOPMENT

- 1. Assessment of Relationship of CDBG Funds to Goals and Objectives**
 - a. Assess use of CDBG funds in relation to the priorities, needs, goals, and specific objectives in the CP, particularly the highest priority activities.**

The priorities identified in the CP are public infrastructure, economic development, affordable housing and public services.

In many neighborhoods and communities of the planning area, public infrastructure is minimal or non-existent, causing this to be a high priority need. Infrastructure such as sewer, water, curb, gutter, sidewalk, and storm drainage are typical development standards in newer neighborhoods, but are non-existent in older neighborhoods. The cities of Ceres, Hughson, Newman, Oakdale, Patterson, Waterford, as well as Stanislaus County utilized CDBG funds for infrastructure improvement related projects. As a result of these improvements, residents of the surrounding project area enjoy an improved quality of life.

Stanislaus County developed an economic development program which was included as part of the Fiscal Year 2012-2013 CDBG Annual Action Plan (AAP) approved by the Board of Supervisors on April 17, 2012. The plan proposed to create a partnership between Stanislaus County and the Alliance Worknet that would result in a job creation program. While the program was developed in accordance with guidance provided by HUD, the Stanislaus Urban County's local HUD representative does not believe the program qualifies as an eligible activity. The program was subsequently put on hold throughout Fiscal Year 2012-2013 due to discussions with HUD regarding the eligibility of proposed activities. None of the allocated funds for the Economic Development program have been spent and staff is continuing to work with HUD staff to adapt the program to include eligible activities that will ensure business growth and job creation throughout the Stanislaus Urban County.

Through the Public Services Program, the Stanislaus Urban County sets aside approximately 10% of its annual CDBG allocation for programs that provide services to low to moderate-income families or individuals. In Fiscal Year 2012-2013, a total of seventeen (17) public service programs were awarded \$197,274. Over 19,000 individuals received a form of service through the funded agencies. Funded services ranged from meal and shelter for low-income children to emergency food assistance programs. The services provided through the funded programs positively impact the lives of the individuals served.

b. Evaluate progress made toward meeting goals for providing affordable housing using CDBG funds, including the number and types of households served.

Most activity during the first year (this CP is a three year plan) of the CP cycle has met or exceeded the goals set by the community and Stanislaus County staff within the Stanislaus Urban County Entitlement area. The funds used to provide affordable housing, however, were non-CDBG funds. The funding sources used to further the Stanislaus Urban County's affordable housing goals included but were not limited to HOME, CalHome, and NSP. In Fiscal Year 2012-2013 the Stanislaus Urban County members provided a total of 25 low income households with assistance through its affordable housing programs such as housing rehabilitation and down payment assistance.

c. Indicate the extent to which CDBG funds were used for activities that benefited extremely low-income, low-income, and moderate-income persons.

All Entitlement funds utilized in projects and programs served those of extremely low, low, or moderate-income. In particular, CDBG Public Service Program funds served over 40,000 persons within these income groups received assistance through the Stanislaus Urban County Public Services Program.

2. Changes in Program Objectives

a. Identify the nature of and the reasons for any changes in program objectives and how the jurisdiction would change its program as a result of its experiences.

Stanislaus County is in the process of revising its economic development program included in the Fiscal Year 2012-2013 Annual Action Plan (AAP). Although the program was initially approved by HUD via the approval of the Fiscal Year 2012-2013 AAP, HUD notified Stanislaus County during the fiscal year that the program did not qualify as an economic development program. Therefore, the program has been on hold throughout the Fiscal Year 2012-2013 due to discussions with HUD regarding the eligibility of identified activities. Stanislaus County is continuing to work with HUD staff to adapt the program to include eligible activities that will ensure business growth and job creation throughout the Urban County.

3. Assessment of Efforts in Carrying Out Planned Actions

a. Indicate how grantee pursued all resources indicated in the Consolidated Plan.

The Stanislaus Urban County actively pursues state and federal funding sources for all programs that are offered as well as offering incentives for public service

programs to provide local leverage to help sustain their program as demand for services grow. During the past four Fiscal Years Stanislaus County staff was successful in securing \$2,350,000 in CalHome funds to use in combination with HOME and local redevelopment funds. Stanislaus County staff was also successful in securing \$1,000,000 in Prop 84 Planning Incentive Grant funds to complete a Stanislaus County Regional Sustainability Toolkit, in collaboration with the County and all nine (9) incorporated cities. The grant funds will allow all jurisdictions within the County to collaboratively develop planning documents that layout greenhouse gas reduction strategies and create a nexus with the Neighborhood Revitalization Strategy Area (RS) in the Airport Neighborhood (reference Fiscal Year 2012-2013 Annual Action Plan for additional information: <http://www.stancounty.com/planning/cdbg/archive/Other/Neighborhood-revitalization-2012-2017.pdf>).

b. Indicate how grantee provided certifications of consistency in a fair and impartial manner.

All certification requests submitted to Stanislaus County staff for consideration and acknowledgement that their program is consistent with the CP were reviewed and compared with the CP document and reviewed again by a second Stanislaus County staff person for consensus. To date all requests for certifications have met consistency standards and have been approved by the Stanislaus Urban County.

Stanislaus Urban County staff meet and exceed all public noticing requirements and also attend many community meetings (that include but are not limited to the following: Housing & Support Services Collaborative, various Municipal Advisory Committee meetings, community meetings throughout Stanislaus Urban County jurisdictions, City Council meetings, Board of Supervisor meetings, Services to Older Adults Advisory Council (STO AAC) meetings, Mental Health Services Act (MHSA) Stakeholder Committee meetings, and other various community meetings) throughout Stanislaus Urban County to assure that Stanislaus Urban County staff does not hinder implementation of the CP and stays in touch with the needs of the target population. Also, noticing is provided in Spanish and Spanish interpretation services are provided upon request.

Summary of CDBG Program Accomplishments

A summary of the accomplishments by jurisdiction for the Stanislaus Urban County is contained in this section of the CAPER. All projects included in the 2012-2013 Annual Action Plan were scheduled for implementation during that fiscal year. However, there were some projects (e.g. extensive infrastructure) that require funding from multiple years in order to complete. Preliminary work was begun in the year that the projects were initially funded.

STANISLAUS COUNTY

Planning and Project Administration

Activity # 437

\$304,715 Funds Budgeted
\$268,104.91 Funds Expended*

CDBG funds were used to pay for administration costs for Stanislaus County staff involved with the program. Time that is devoted to the implementation or project planning by the jurisdictions and public agencies on behalf of the CDBG program are

Stanislaus Urban County

eligible for reimbursement. Remaining funds will be rolled over into Stanislaus County's Fiscal Year 2013-2014 infrastructure project(s).

* Unexpended funds will be allocated to a County infrastructure project.

Fair Housing Program

Activity # 439

\$25,000 Funds Budgeted
\$25,000 Funds Expended

Stanislaus County contracted with Project Sentinel to provide fair housing services that enabled and empowered members of the community to have open and informed housing opportunities and to overcome housing discrimination. This is accomplished by in-depth conciliation/mediation, and when necessary, litigation. The main objective of the agency is to raise the level of awareness of fair housing rights and responsibilities among home seekers, owners, managers, and the general public.

During the fiscal year, Project Sentinel provided information and referral services to 330 individuals, made up of 115 households. The agency's fair housing consultation and investigation services assisted 105 unduplicated Stanislaus County residents during the 2012-2013 funding year. Services provided for these cases included testing, canvassing, statistical analysis, witness interviews and counseling. Of the twenty-five (25) cases that were opened, twenty (20) were handicap/disability related; four (4) were income source related; and one (1) was related to family status. Fifty-five (55) tenant-landlord cases were successfully counseled and educated in fair housing and/or reached conciliatory agreements. The Fair Housing hotline received a total of 117 tenant-landlord and fair housing calls during the year. In addition, twenty-nine (29) Fair Housing presentations were conducted to client groups or other agencies. Tester training and recruitment was conducted throughout the year as needed. Also, throughout the year, the agency attended and participated in numerous community activities, meetings, and presentations where educational materials, fair housing literature, agency flyers, or business cards were distributed to the attendees or left at sites for public display. Out of the total 330 individuals served by Project Sentinel's Fair Housing services during the Fiscal Year 2012-2013 the following were served within each Urban County area:

Ceres	72
Newman	21
Oakdale	45
Patterson	64
Waterford	19
Salida	27
Empire	6
Keyes	10
South Modesto	2
Hickman	2
Other unincorporated areas	60
Total	105

Empire Infrastructure Project – Phase 1B, 2, 3

Activity # 385

\$362,430 Funds Budgeted
\$41,263.96 Funds Expended

Stanislaus Urban County

With the completion of Empire Phase 1A Storm Drainage Infrastructure project in Fiscal Year 2010-2011, the County considered the possibility of conducting future phases, which will require attachment to a Modesto Irrigation District (MID) Storm Drainage Outfall located adjacent to the Town of Empire off of Santa Fe Road.

In Fiscal Year 2012-2013 MID completed the environmental certification and construction of the drainage outfall. The Stanislaus County Department of Public Works is currently conducting engineering and design for Phase 1B of the project and will subsequently conduct engineering design for the remaining phases 2 and 3 of the project.

Stanislaus County is currently in the beginning stages of the California Environmental Quality Act (CEQA) and National Environmental Protection Act (NEPA) process for the remaining phases of the Empire Storm Drain project. Stanislaus County is also seeking additional funding sources for construction of the remaining phases of the project. One of the conditions that will determine the undertaking of future project phases will be the formation of a Community Services District. A vote to determine if the community is willing to approve an assessment for the ongoing operations and maintenance of the storm drainage improvements will take place before moving forward with construction of any of the remaining phases.

Parklawn Sewer Infrastructure Project

Activity #438

\$0 Funds Budgeted
\$1,080,658.61 Funds Expended (previous years funds)

In October of 2012, the Stanislaus County Board of Supervisors (BOS) approved and adopted the plans and specifications for the Parklawn Neighborhood Sewer Improvements and allowed Public Works staff to move forward with the bid opening. Four phases of the project were envisioned based upon constructability and funding. Phase I construction began in January of 2013 and was completed in June of 2013. Construction of the sewer system backbone was completed which included 5,005 linear feet of 8-inch sewer pipe, 1,883 linear feet of 6-inch sewer pipe, 8,468 linear feet of CCTV pipeline inspection, and 103,408 square feet of pavement.

During Fiscal Year 2012-2013, Stanislaus County Planning and Public Works staff worked together, along with other County departments, to pursue additional funding from the California State Water Board's Clean Water State Revolving Fund (CWSRF) Program to fund the construction of the remaining phases of the Parklawn Sewer Project. The application was submitted by the Department of Public Works in August of 2013. If Stanislaus County is successful in obtaining CWSRF funds for the Parklawn Sewer Project, CDBG funds will be available for construction of other County infrastructure projects such as the Airport Sewer Project or the Empire Storm Drain Infrastructure Project.

Stanislaus County Economic Development Program

Activity #440

\$140,000 Funds Budgeted
\$0 Funds Expended

The Economic Development program, included in the Fiscal Year 2012-2013 Annual Action Plan, involved working with the Alliance WorkNet to place low-income Urban County residents in positions at for-profit businesses that had a desire to expand but lacked the means to do so. Participating businesses would train the interns for a period of up to three (3) months in length and would have their salaries covered by CDBG funds in exchange for a commitment to permanently hire the intern upon successful completion of the program. While the program was developed in

accordance with guidance provided by HUD, the Stanislaus Urban County's local HUD representative does not believe the program qualifies as an eligible activity. The program was subsequently put on hold throughout Fiscal Year 2012-2013 due to discussions with HUD regarding the eligibility of proposed activities. None of the allocated funds for the Economic Development program have been spent and staff is continuing to work with HUD staff to adapt the program to include eligible activities that will ensure business growth and job creation throughout the Stanislaus Urban County.

CITY OF CERES

Project Administration

Activity #441

\$14,792 Funds Budgeted
\$220.54 Funds Expended*

This expenditure includes costs associated with general management, oversight, and coordination of the CDBG program. City staff track the time spent for project administration and submits to Stanislaus County staff for verification and processing. Due to City budgetary cuts and restraints, a majority of staff related activity was undertaken by partnering Stanislaus County staff. Remaining funds will be rolled over into Ceres' Fiscal Year 2013-2014 infrastructure project(s).

* Unexpended funds will be allocated to a City of Ceres infrastructure project.

2011-2012 Infill Infrastructure Project

Activity #391

\$0 Funds Budgeted
\$352,633.60 Funds Expended (previous years funds)

The City of Ceres completed construction of the 2011-2012 Downtown Infrastructure Project in Fiscal Year 2012-2013. The project required funds from both Fiscal Year 2011-2012 and Fiscal Year 2012-2013. The project boundaries included Magnolia Street, El Camino Avenue, 10th Street, Holly Circle, and Don Pedro Road. The project consisted of the following: Replacement of 1,609 square feet of curb and gutter, 11,075 square feet of sidewalk, 15,990 square feet of new paving, and installation of 21 ADA ramps. As a result of the project, the public is now able to walk safely along these streets.



Photos reflect before and after work in downtown residential streets lacking curb, gutter, storm drain, sidewalks, and ADA ramps in Ceres.

FY 2012-2013 Infill Infrastructure Project – Caswell Tract/Sequoia Village

Activity #472

\$70,270.27 Funds Budgeted
\$ 8,513.96 Funds Expended

Due to the previous year's project (Fiscal Year 2011-2012 Infill Infrastructure Project) requiring two years of allocations, The City of Ceres pushed this project back one year. The City conducted engineering and design for its Infill Infrastructure Project – Caswell Tract/Sequoia Village during this fiscal year. The project is scheduled to go out to bid in August of 2013. Construction is scheduled to begin in September 2013.

CITY OF HUGHSON
Project Administration

Activity #442

\$14,792 Funds Budgeted
\$11,225.27 Funds Expended*

This expenditure includes costs associated with general management, oversight, and coordination of the CDBG program. City staff track the time spent for project administration and submits to Stanislaus County staff for verification and processing.

* Unexpended funds will be allocated to a City of Hughson infrastructure project.


Pine Street Infrastructure Project

Activity #394

\$0 Funds Budgeted
\$87,240 Funds Expended (Previous years funds)

The City of Hughson completed the Pine Street Infrastructure Project in October 2012. The project is bounded by 4th Street to the west and 7th Street to the east. The

project was funded by a combination of State Regional Surface Transportation program and CDBG funds. Construction included the installation of approximately 1,508 linear feet of curb and gutter, 9,533 square feet of sidewalk and driveways, installation of 11 ADA ramps, and 20,165 square feet of pavement overlay. As a result of this project, children now have a safe route to school and people have the ability to safely walk along Pine Street.



Photos reflect Pine Street Infrastructure Project improvements at the intersection of Pine and 6th Streets facing east.

Fourth Street Infrastructure Project

Activity #395

\$93,061 Funds Budgeted
\$ 0 Funds Expended

The City of Hughson began construction on the Fourth Street Infrastructure Project during fiscal year 2012-2013. This project is being funded with a combination of Congestion Mitigation and Air Quality Improvement (CMAQ) Program funds and CDBG funds. CMAQ funds funded the initial stages of the project, therefore no CDBG funds were expended in Fiscal Year 2012-2013. The project will be completed by the end of summer 2013. The project is bounded by Whitmore Avenue to the north, and 5th Street to the east. The project scope consists of the installation of approximately 1,100 linear feet of curb, install approximately 15,000 of pavement connecting existing pavement to new curb & gutter, replace curb and pedestrian ADA ramp, and install 30,000 square feet of AC overlay. The project is bounded by Whitmore Avenue to the north, and 5th Street to the east.



Photos reflect the need for infrastructure improvements along 4th Street and construction of the improvements.

CITY OF NEWMAN

Project Administration

Activity # 444

\$14,792 Funds Budgeted
\$10,750.16 Funds Expended*

This expenditure includes costs associated with general management, oversight, and coordination of the CDBG program. City staff track the time spent for project administration and submits to Stanislaus County CDBG staff for verification and processing. Remaining funds will be rolled over into Newman's Fiscal Year 2013-2014 infrastructure project(s).

* Unexpended funds will be allocated to a City of Newman infrastructure project.

Tulare Street Infrastructure Project

Activity # 397

\$90,994 Funds Budgeted
\$103,375.66 Funds Expended (FY 2012-2013 allocation plus previous year's funds)

The City of Newman completed construction of the Tulare Street Infrastructure project. The project was completed in June of 2013. The project was constructed along Tulare Street and bounded by S and R Streets. The project consisted of the following; replacement of 363 linear feet of curbs and gutters, removal of five trees and stumps, replacement of four alley approaches. As a result of the project, the public will be able to safely walk along Tulare Street.

The City of Newman will continue work on Tulare Street. The project will include Tulare Street from P Street to T Street. The improvements will include curb, gutter, sidewalk, storm drain and incidental street repavement.



Photos reflect improvements along Tulare Street.

Pioneer Park Project
\$33,000 Funds Budgeted
\$283.00 Funds Expended

Activity # 445

The City of Newman recently completed construction of the Pioneer Park project. The project included installation of an irrigation system and safety improvements to meet applicable safety standards. Construction consisted of the following; Removal of a 140 square foot wooden structure, installation of an irrigation controller with applicable concrete pad, waterproof enclosure and electrical work, 91 linear feet of hand rails, 150 square feet of pavement repair and 8,000 square feet of slurry seal along park pathways. Stanislaus County is waiting for final project invoices to be submitted by the City of Newman to reflect final project expenditures.

CITY OF OAKDALE
Project Administration

Activity #447

\$14,792 Funds Budgeted
\$14,792 Funds Expended

This expenditure includes costs associated with general management, oversight, and coordination of the CDBG program. City staff track the time spent for project administration and submits to Stanislaus County staff for verification and processing.

Davitt Avenue Infrastructure Project – Phase I

Activity # 344

\$154,373 Funds Budgeted
\$304,779.86 Funds Expended (FY 2012-2013 allocation plus previous year's funds)

This project was originally planned to be leveraged with redevelopment and CDBG funds. However, due to the loss of redevelopment, the project was scaled back and construction was delayed. The project was split into two construction phases

combining funds from four fiscal years (Phase I: Fiscal Years 2011-2012 and 2012-2013; Phase II Fiscal Years 2013-2014 and 2014-2015). Due to higher project costs than anticipated, the City of Oakdale was forced to split Phase I into two parts utilizing funds from three fiscal years. Part one of Phase I has been completed utilizing all Fiscal Year 2011-2012 and Fiscal Year 2012-2013 funds. The completed portion of the project included the following items; removal of 437 linear feet of curbs and gutters, removal of 472 linear feet of existing piping, 1,166 linear feet of 8-inch water piping, 1,214 linear feet of 8 inch sewer line and 43,087 square feet of pavement reinforcement. The second part of Phase I will be completed by the end of summer 2013 and will utilize all Fiscal Year 2013-2014 funds. As a result of having to split Phase I into two parts, the original plan to utilize funds from four fiscal years may need to be extended depending on costs for Phase II and future allocations. Phase I includes Davitt Avenue between G and J Streets.



Photos reflect Davitt Avenue underground project improvements and repavement work.

CITY OF PATTERSON

Project Administration

Activity #448

\$14,792 Funds Budgeted
\$14,732 Funds Expended

This expenditure includes costs associated with general management, oversight, and coordination of the CDBG program. City staff track the time spent for project administration and submits to Stanislaus County staff for verification and processing.

Fourth Street Infrastructure Project

Activity #402

\$163,455 Funds Budgeted
\$76,896.37 Funds Expended

The City of Patterson completed engineering and design of the Fourth Street Infrastructure Project. The project is scheduled to be released for bid in September of 2013 and construction to begin fall 2013. The project will consist of the replacement of water main line and installation of curb, gutter, storm drain, sidewalks, and street repaving. This project is bounded by E Street to the north and Sperry Avenue to the south, and is part of the greater Downtown Infrastructure Improvements Project.

CITY OF WATERFORD

Project Administration

Activity #449

\$8,721.86 Funds Budgeted

\$8,193.47 Funds Expended

This expenditure includes costs associated with general management, oversight, and coordination of the CDBG program. City staff track the time spent for project administration and submits to Stanislaus County CDBG staff for verification and processing. Remaining funds will be rolled over into one of Waterford's infrastructure projects.

C and Covey Street Project

Activity # 405

\$6070.14 Funds Budgeted

\$256,070.14 Funds Expended (FY 2012-2013 allocation plus previous years funds)

The City of Waterford completed construction of the C and Covey Street Infrastructure project in September of 2012. The project was constructed along C Street, which curves into Covey Street, between Welch Street and Tim Bell Road. The construction consisted of replacing of 14,500 square feet of pavement with 19,935 square feet of new pavement, replacing of 633 linear feet of sanitary sewer lines with 808 linear feet of new sewer lines, and the installation of 1,204 linear feet of curb and gutter as well as other various improvements to the infrastructure. As a result of this project, children now have a safe route to school and people have the ability to safely walk along C and Covey Streets.



Photos reflect before and after the infrastructure improvements along Covey Street


La Gallina Avenue Infrastructure Project

Activity # 436

\$244,034.64 Funds Budgeted

\$19,460 Funds Expended

The City of Waterford began preliminary design work on the La Gallina Avenue Infrastructure project. City staff is currently working with a utility company on the relocation of utility poles within the City right-of-way. The City will begin engineering work as soon as a plan to relocate the poles is complete. Engineering and design will be completed in early fall 2013 with construction following in late fall 2013.



Photos reflect before infrastructure improvements along La Gallina Avenue

Economic Development Program

Activity #450

\$75,000 Funds Budgeted
\$25,500 Funds Expended

This program provided small grants to businesses located within the city of Waterford’s City Council adopted commercial blight areas. Each business applicant provided a business plan and proposed budget to the City of Waterford, which went through thorough underwriting reviews. During Fiscal Year 2012-2013, four businesses were provided grant funding to allow for business improvements and expansion. As a result of the Economic Development funding, each business is required to hire at least one new employee to fulfill the public benefit requirement of CDBG funds.

PUBLIC SERVICE GRANTEES

The Stanislaus Urban County set-aside \$197,274, or approximately 10% of its CDBG Entitlement funds, for the Public Service Grant Program. Under the program, Stanislaus Urban County public service grants are awarded to non-profit organizations that provide new or expanded services to eligible Stanislaus Urban County area residents. The activities funded must be targeted for one of the following CDBG national objectives: directly benefit low income individuals; elimination of blighting conditions; or, response to economic distress and dislocation. During Fiscal Year 2012-2013, the Stanislaus Urban County provided funding to ten (10) non-profit service providers for 15 different programs. Non-profits and service providers applied for the grants through a competitive process, with a maximum grant amount award of \$20,000. Grant applications were made available in a CDBG/ESG Technical Workshop, which was held on November 16, 2011. Applications received were reviewed and scored by a committee consisting of five representatives from the Urban County (from five of six participating cities), a representative from the county’s CEO office, and a representative from the County’s Behavioral Health and Recovery Services Agency/Stanislaus Housing and Support

Stanislaus Urban County

Services Collaborative. The recommendation for funding was approved by the Board of Supervisors on April 17, 2012 at a public hearing. Out of the total 19,237 individuals served by the ten agencies funded with CDBG Public Services during Fiscal Year 2012-2013, the following were served within each Stanislaus Urban County area:

Ceres	2,233
Hughson	119
Newman	309
Oakdale	1,743
Patterson	10,131
Waterford	569
Salida	48
Empire	281
South Modesto	477
Keyes	653
Denair	58
La Grange	6
Knight's Ferry	4
Hickman	277
Other unincorporated areas	2,329
Total	19,237

The following is a summary of CDBG Public Service program grantees, including their grant funds awarded and expended, their HUD issued IDIS activity number, and a brief description of what they accomplished throughout the Fiscal Year 2012-2013:

AMERICAN RED CROSS

Emergency Services

Activity #451

\$10,000 Funds Awarded
\$10,000 Funds Expended

Through their Emergency Services program, the American Red Cross provided emergency shelter, food, and clothing to 148 unduplicated individuals, made up of 41 households, who had suffered a sudden loss of their residence due to an unforeseen emergency such as fire.

CENTER FOR HUMAN SERVICES

Ceres Partnership for Healthy Children Utility Assistance

Activity #452

\$12,250 Funds Awarded
\$12,246.92 Funds Expended*

Throughout Fiscal Year 2012-2013, the Ceres Partnership for Healthy Children (overseen by the Center for Human Services) provided utility assistance, financial education, and case management services to 232 individuals, made up of 54 households, in the Ceres area. Of those served, 35 were female heads of households, 7 were seniors, and 25 were disabled. An average of \$189 per family was provided in emergency utility assistance to families who had utility disconnect notices. Each household that participates receives case management (with resource and referral

services) and is required to participate in three (3) financial management education courses.

* Unexpended funds will be allocated to a County infrastructure project.

CENTER FOR HUMAN SERVICES

Westside Family Resource Center

Activity #453

\$12,250 Funds Awarded
\$10,172.32 Funds Expended*

The Center for Human Service's Westside Family Resource Center provided case management to 118 low-income households (371 unduplicated individuals) throughout the Fiscal Year 2012-2013. Of those served, 73 households received financial assistance with their utility arrears. Many households were assisted with employment searches and resume development. Other services provided included crisis intervention, health insurance enrollment, translation of forms and financial education.

* Unexpended funds will be allocated to a County infrastructure project.

CHILDREN'S CRISIS CENTER

Cricket's House

Activity #454

\$18,000 Funds Awarded
\$18,000 Funds Expended

The Children's Crisis Center's Cricket's House facility served 62 individuals, made up of 18 families, who were homeless, at-risk of homelessness, financially burdened, or victims of domestic violence. Children received shelter during the day, and at night as needed, while parents were assisted by case managers with seeking and obtaining employment, medical care, counseling, other social services, or housing. Children received mental and medical screenings on-site by a qualified medical practitioner. Case managers worked with parents throughout the year to resolve identified barriers to self-sufficiency.

CHILDREN'S CRISIS CENTER

Guardian House

Activity #455

\$16,000 Funds Awarded
\$16,000 Funds Expended

Throughout Fiscal Year 2012-2013, the Children's Crisis Center's Guardian House provided 71 individuals in high risk families with children emergency shelter, case management, respite child care, and resource and referral services. A total of 23 families struggling with homelessness, addiction, financial stability, or domestic violence were served through the program this year. Each child received mental and medical screening on-site and case managers worked with parents to discuss solutions to any medical or health related issues that were identified.

CHILDREN'S CRISIS CENTER

Nutrition and Meal Program

Activity #456

\$16,000 *Funds Awarded*
\$16,000 *Funds Expended*

Throughout Fiscal Year 2012-2013, the Children's Crisis Center's Nutrition and Meal Program provided a total of 44,319 meals to 128 high risk disadvantaged individuals (made up of 39 families) who had suffered abuse, domestic violence, or homelessness. These individuals benefited from well balanced meals which included all the essential food groups (fruit, vegetables, protein, carbohydrates, and dairy).

HABITAT FOR HUMANITY

Housing Counseling Program

Activity #457

\$7,886 *Funds Awarded*
\$7,886 *Funds Expended*

Habitat for Humanity is a HUD certified housing counseling provider. Throughout Fiscal Year 2012-2013, they provided housing counseling classes to 292 unduplicated low income individuals, made up of 100 households. The program also offers financial case management services to households whose budgets and credit ratings are not ready for home ownership. Case managers work with families to create and implement a finance action plan to get to the place where they can purchase their first home.

HEALTHY AGING

Young at Heart Program

Activity #458

\$12,250 *Amount Awarded*
\$12,250 *Amount Expended*

Throughout Fiscal Year 2012-2013, Healthy Aging's Young at Heart program provided heart strength training and fall prevention classes to 301 seniors in the communities of Ceres, Oakdale, Grayson/Westley, Newman, Patterson, and Waterford. In all, over 6,000 fall prevention resource guides were distributed to seniors throughout the county. In October the agency participated in the 10th annual Healthy Aging & Fall Prevention Summit and provided transportation to and from the Summit to 46 seniors from the Westside of the County, including residents from Newman, Patterson and Westley/Grayson.

HOWARD TRAINING CENTER

Senior Meals Program

Activity #459

\$18,000 *Amount Awarded*
\$18,000 *Amount Expended*

Throughout Fiscal Year 2012-2013, the Howard Training Center's Senior Meals program served 911 unduplicated seniors a total of 31,732 meals in the communities of Oakdale, Newman, Hughson, Patterson, Ceres, Waterford, and Westley/Grayson. In addition to a nutritious meal, the congregate sites also offer activities such as games, arts and crafts for seniors to engage in. Home bound seniors are able to receive

meals delivered to their homes when they are not able to go to the congregate sites. Nutrition education on how to reduce sodium intake was also provided to seniors who received meals.

SECOND HARVEST FOOD BANK

Food Assistance Program

Activity #460

\$12,250 Amount Awarded
\$12,250 Amount Expended

Throughout Fiscal Year 2012-2013, Second Harvest's Emergency Food Assistance Program provided 671,966 pounds of groceries to 7,003 unduplicated individuals suffering from food insecurity. The food provided was valued at \$1,108,740. The Second Harvest Food Bank leverages CDBG funds with other grant funding and donations to provide a network of 22 public service providers with access to bulk food at a discounted price per pound.

SECOND HARVEST FOOD BANK

Food 4 Thought Program

Activity #461

\$12,250 Amount Awarded
\$12,250 Amount Expended

Throughout Fiscal Year 2012-2013, Second Harvest's Food 4 Thought program provided 97,367 pounds of supplemental groceries, valued over \$270,558, to 358 low-income children attending elementary schools in the unincorporated communities of Airport and Empire. These children, already attending after-school tutoring programs, are educated about healthy eating while receiving a bag of nutritious groceries to take home every week. This food helps low income families, suffering from food insecurity, ensure their children are properly fed before and after school.

THE SALVATION ARMY

Health Clinic

Activity #462

\$12,250 Amount Awarded
\$12,250 Amount Expended

The Salvation Army's Health Clinic began serving clients from their Berberian Transitional Shelter in the fall of 2012. They hired a Health Clinic Coordinator in December and are now working toward ramping the program up to full capacity. The Health Clinic currently only serves homeless individuals who are staying at the Transitional Shelter but will expand to all Emergency and Transitional clients within the next Fiscal Year. Health Clinic services include general medical, vision, and dental. Throughout the Fiscal Year 2012-2013 the Health Clinic provided 15 homeless individuals enrolled in the Transitional Living program with health care services. They currently have a wait list of 365 homeless individuals.

UNITED SAMARITANS FOUNDATION

Daily Bread Mobile Lunch Program (Ceres/Keyes Truck)

Activity #463

\$12,250 Amount Awarded
\$12,250 Amount Expended

The United Samaritans Foundation's Daily Bread Mobile Lunch Truck provided a total of 84,763 lunches to 468 unduplicated individuals throughout Fiscal Year 2012-2013. Of those served 28 were homeless, 11 were female heads of households, 59 were elderly, 76 were persons with disabilities, and 25 were veterans. Every Friday the lunch truck also provides an extra bag of food containing items such as eggs, potatoes, bread, fresh vegetables, fresh fruits, and milk. Throughout Fiscal Year 2012-2013 the lunch truck gave out 6,635 grocery bags to food insecure individuals.

UNITED SAMARITANS FOUNDATION

Daily Bread Mobile Lunch Program (Hughson Truck)

Activity #464

\$14,000 *Amount Awarded*
\$14,000 *Amount Expended*

The United Samaritans Foundation Mobile Lunch Truck (Hughson) provided 76,949 lunches to 365 unduplicated individuals throughout Fiscal Year 2012-2013. Of those served, 8 were female heads of household, 7 were homeless, 31 were elderly, 45 were disabled, and 4 were veterans.

WESTSIDE FOOD PANTRY

Emergency Food Program

Activity #465

\$11,638 *Amount Awarded*
\$11,638 *Amount Expended*

Throughout Fiscal Year 2012-2013, the Westside Food Pantry provided 76,608 meals to 8,512 food insecure residents of the communities of Patterson, Westley, and Grayson. Each child of the families served receives an age appropriate book with their groceries. Because of the emergency food provided by the pantry, these individuals and families are able to provide meals for a period of three days (three meals a day).

- 4. For Funds Not Used for National Objectives**
 - a. Indicate how use of CDBG funds did not meet national objectives.**
 - b. Indicate how did not comply with overall benefit certification.**

All CDBG funds utilized by the Stanislaus Urban County met the national objectives primarily servicing individuals/households of low or moderate incomes.

- 5. Anti-displacement and Relocation – for activities that involve acquisition, rehabilitation or demolition of occupied real property**
 - a. Describe steps actually taken to minimize the amount of displacement resulting from the CDBG-assisted activities.**

The Stanislaus Urban County includes regulatory language in all of its program documents addressing the anti-displacement and relocation laws. Per program guidelines, Stanislaus Urban County members will not provide assistance through any of its programs if the assistance will cause the displacement of a family or individual.

- 6. Low/Mod Job Activities – for economic development activities undertaken where jobs were made available but not taken by low- or moderate-income persons**

Not applicable.

7. Low/Mod Limited Clientele Activities – for activities not falling within one of the categories of presumed limited clientele low and moderate income benefit

All CDBG activities fell within limited clientele or low and moderate area benefit.

8. Program income received

- a. Detail the amount of program income reported that was returned to each individual revolving fund, e.g., housing rehabilitation, economic development, or other type of revolving fund.**

The Stanislaus Urban County membership also received a total of \$273,360 of NSP1 program income.

In Fiscal Year 2012-2013, the Stanislaus Urban County also received \$25,513 of CDBG-R in revolving loan funds for reuse in the same activity.

HOUSING REHABILITATION

9. Housing Rehabilitation – for each type of rehabilitation program for which projects/units were reported as completed during the program year

- a. Identify the type of program and number of projects/units completed for each program.**

Nine households were assisted by Stanislaus Urban County members via their respective Housing Rehabilitation Program (not all Stanislaus Urban County members operate a housing rehabilitation program). These households received assistance addressing health and safety related home repairs.

Antipoverty Strategy

1. Describe actions taken during the last year to reduce the number of persons living below the poverty level.

To reduce the number of persons living under poverty level, Stanislaus County has continued its partnership with the Stanislaus Housing and Support Services collaborative in support of activities such as “point in time counts” as well as assists with application of Super NOFA funding opportunities to offset the outstanding need for homeless shelter and services within the community. As well as, provide a portion of CDBG and ESG funding to various non-profits that have a proven track record of assisting the homeless on their path towards toward work and full time housing.

Coordination Efforts

1. Include any CAPER information that was not covered by narratives in any other section.

The Stanislaus Urban County recognizes it cannot work alone in achieving the goals outlined in the CP. Therefore the Stanislaus Urban County is a member of and participates with various collaborative throughout the County. Stanislaus Urban County participates in the following in order to better serve and coordinate the needs of the community:

TURLOCK COMMUNITY COLLABORATIVE

Stanislaus County is a member of the Turlock Community Collaborative. This collaborative was begun initially to deal with homeless issues facing Turlock. A group of concerned community members, faith-based groups, and government agencies formed the collaborative to effectively deal with current and future issues concerning the homeless and the community.

HOUSING AND SUPPORTIVE SERVICES

Stanislaus Urban County jurisdictions are members of the Housing and Supportive Services Collaborative, which is the governing body of the Continuum of Care plan for the area. The Collaborative consists of homeless and public service providers, the Sheriff's Department, affordable housing developers, government agencies, and community advocates. This collaborative has developed a homeless and consumer survey that is distributed by member agencies on an annual basis. The information is then collected and shared among the agencies for efficient service delivery, as well as for purposes of resource identification and development. During Fiscal Year 2012-2013 Stanislaus County staff has played a key role in improving the functionality of the countywide Homeless Management Information System (HMIS) that was implemented in October 2004. The Planning Department, Behavioral Health and Recovery Services Agency (BHRS), and HACS have worked throughout the fiscal year to ensure the operation of a Homeless Management Information System (HMIS) for the Collaborative in order to meet HUD's mandate that all ESG program participants are part of, and actively enter the pertinent universal data elements into the Homeless Management Information System (HMIS). In addition to the monthly Collaborative meetings, Stanislaus County staff serves on several subcommittees of the Collaborative such as the Homeless Management Information System (HMIS), Grant Review, and the ESG Sub-committee.

HOUSING AUTHORITY OF THE COUNTY OF STANISLAUS (HACS)

The Housing Authority of the County of Stanislaus and Stanislaus County have a strong relationship and continue to work towards furthering decent, safe, and affordable housing throughout the County. The County funds several programs such as the Housing Rehabilitation Program and Emergency Sewer Lateral Connection program that HACS administers. HACS also serves on several housing and community development related committees for the County.

Appendix - A –

1. Neighborhood Revitalization Strategy Areas (NRSA) FY 2012-2013 Report

**NEIGHBORHOOD REVITALIZATION STRATEGY AREAS (NRSA)
SUMMARY OF FISCAL YEAR 2012-2013 NRSA ACCOMPLISHMENTS
AIRPORT AND PARKLAWN NEIGHBORHOODS**

Stanislaus County identified the following Fiscal Year 2012-2013 annual benchmarks for the Airport and Parklawn Neighborhood Revitalization Strategy Areas (NRSA). The following is an assessment of the annual benchmarks and accomplishments, by category as follows:

Affordable Housing Production/Retention: Major Rehabilitation and/or Unit Replacement

Goal: 4 units – Below 50% AMI

FY 2012-2013

Accomplishments: 1 unit demolition/rebuild in Airport Neighborhood. Acquired 1 NSP unit in Airport Neighborhood for demo/rebuild. Acquired two NSP vacant lots in Parklawn Neighborhood, planned for unit rebuild.

Challenges: Housing Rehabilitation Program staff turnover.

Action Plan: Continue marketing Housing Rehabilitation Program. Continue to Partner with non-profit housing developers such as Habitat for Humanity, STANCO, and Housing Authority of the County of Stanislaus.

Job Creation/Economic Development

Goal: Create 4 jobs – 51% below 80% AMI

FY 2012-2013

Accomplishments: None

Challenges: Stanislaus County developed an economic development program which was included as part of the Fiscal Year 2012-2013 CDBG Annual Action Plan (AAP) approved by the Board of Supervisors on April 17, 2012. The plan proposed to create a partnership between Stanislaus County and the Alliance Worknet that would result in a job creation program. While the program was developed in accordance with guidance provided by HUD, the Stanislaus Urban County's local HUD representative does not believe the program

qualifies as an eligible activity. The program was subsequently put on hold throughout Fiscal Year 2012-2013 due to discussions with HUD regarding the eligibility of proposed activities. None of the allocated funds for the Economic Development program have been spent and staff is continuing to work with HUD staff to adapt the program to include eligible activities that will ensure business growth and job creation throughout the Stanislaus Urban County.

Action Plan: Continue to work with HUD to implement an economic development program that suits Stanislaus County's needs and meets HUD program parameters.

Infrastructure

Goal: Complete planning, engineering, and design for Airport and Parklawn the sewer infrastructure projects.

FY 2012-2013

Accomplishments: Planning, engineering, and design for both Airport and Parklawn sewer projects were completed in October 2012. Stanislaus County is ahead of schedule on this item as it completed the following activities which had been scheduled for Fiscal Year 2013-2014:

Stanislaus County awarded the construction contract of Phase I of the Parklawn Sewer Infrastructure Project on December 4, 2012. Construction began in February 2013 and was completed June 2013. Phase I was completely funded with CDBG funds.

Stanislaus County has submitted an application for funding to the State of California Water Resources Control Board's Clean Water State Revolving Fund (CWSRF) to entirely fund the construction of the remaining phases of the project. This may be a potential 100% forgivable loan.

Challenges: Lack of advisory Measure M vote approval by City of Modesto residents for extension of sewer service the Airport Neighborhood.

Lack of funding to fully construct Airport and Parklawn projects.

Action Plan: Advisory Measure M vote has been placed on the November 2013 ballot.

If successful with the Parklawn Sewer Infrastructure CWSRF loan application, Stanislaus County may pursue funding for the Airport Sewer Infrastructure Project.

Public Services

Goal: Secure a non-profit to provide for the development of a Community Based Development Organization (CBDO).

FY 2012-2013

Accomplishments: Throughout Fiscal Year 2012-2013, County staff conducted outreach to existing organizations within the Airport and Parklawn Neighborhoods to discuss the process of becoming a CBDO and the opportunities for activities if designated a CBDO. County staff also consulted with HUD staff to gain a more comprehensive understanding of what is required to qualify an organization as a CBDO.

Challenges: County staff encountered barriers in attempting to fulfill the goal of designating an organization within the Airport and Parklawn Neighborhoods to become a CBDO. Although existing organizations are dedicated to improving the Airport and Parklawn areas and have strong community ties, they also currently lack the capacity for meeting the requirements of a CBDO.

Action Plan: Due to the complexity of identifying and certifying a CBDO, Goal 2.4 of the NRSA (which is to enhance existing, and introduce new, public services that will allow the Airport and Parklawn Neighborhoods to realize the dream of a stable environment) will continue to be addressed in Fiscal Year 2013-2014

by providing CDBG funds to Public service providers who serve the Airport neighborhood:

Orville Wright Elementary (\$10,000) – *Airport Neighborhood Healthy Start FRC*: This Family Resource Center provides supportive services for low-income at-risk children/youth and their families in the unincorporated portions of the Airport Neighborhood. Case managers work with Orville Wright Elementary School students and their families to provide access and referrals to needed resources revolving around issues such as crisis intervention, job and education training, food insecurity, access to transportation, crime prevention, health insurance enrollment assistance, or mental health services.

Parent Resource Center (\$10,000) - *Airport Neighborhood Partnership*: Parent Resource Center's (PRC) Airport Neighborhood Partnership (ANP) brings much needed family focused services to one of Modesto's most impoverished and socioeconomically challenged areas. PRC brings 18 years of expertise in providing intensive case management, parent education and supportive services to their collaborative site shared between PRC, Orville Wright Elementary School and Wright Start-Healthy Start. The CDBG funds requested will provide resources to facilitate a parent education group, intensive case management services and onsite childcare while parents attend parent education groups. The parent education provided uses a research based, nurturing, positive parenting curriculum.

No non-profit serving the Parklawn area applied for Fiscal Year 2013-2014 CDBG Public Service Funds. However county staff has been coordinating with the Parklawn United Neighbors (PUN) Association and are currently working together to develop a plan for public service activities that can be conducted in the

Parklawn Neighborhood for Fiscal Year 2014-2015.

County staff will continue to work with agencies serving the Airport and Parklawn Neighborhoods to: (1) create a plan of action for their communities; (2) determine if that plan of action fits within the eligible CBDO activities; and (3) if appropriate, assist the neighborhood organizations in building their capacity with the objective of qualifying them as CBDO's.

Appendix - B –

- 1. Table 2C - Fiscal Year 2012-2013 Summary of Specific Housing/Community Development Objectives**
- 2. Table 3B Annual Affordable Housing Completion Goals**
- 3. Urban County Summary of Specific Annual Objectives for FY 2012-2013**
- 4. Summary of Specific Annual Objectives for FY 2012-2013 CDBG Public Service Program Grantees**
- 5. Summary of Specific Annual Objectives for FY 201-2012 ESG Grantees**
- 6. CR-60-ESG – ESG Supplement to the CAPER in *e-snaps***

Table 2C
Fiscal Year 2012-2013 (YEAR 1)
Summary of Specific Housing/Community Development Objectives

Obj #	Specific Objectives	Sources of Funds	Performance Indicators	Expected Number	Actual Number	Outcome/Objective*
1	Infrastructure					
a.	Address the need for infrastructure improvements (i.e. storm drainage, sewer, water, curb, sidewalks) to retrofit communities and neighborhoods throughout unincorporated areas of the County and within the Urban County Cities.	CDBG	1. Number of of Projects 2. Number of people served	9 5,500	8 3,525	SL-3
2	Economic Development					
a.	Partner with a local non-profit organization with expertise in affordable housing to carry out Revitalization Strategy (RS) within the Airport/Parklawn neighborhoods. The plan's objective is to employ one person to be the liaison between target area residents, businesses, government agencies, and other RS participants.	CDBG	Jobs	1	0	EO-1
3 & 4	Housing Assistance / Housing Programs					
a.	Address the need for affordable housing by providing down payment assistance to low and moderate-income households.	HOME CalHome	Households	15	16 13 Low 3 Very Low	DH-2
b.	Address the need for decent affordable housing by offering owner occupied rehabilitation assistance to low and moderate-income households.	HOME CalHome	Households	14	9 2 Ex. Low 2 Very Low 5 Low	DH-2
5	Public Services					
a.	Continue to address the needs of low to moderate-income households/individuals through public service programs by providing grants to non-profit organizations that will deliver such services.	CDBG	People	24,015	19,237	SL-1
b.	Homeless Services					
	Address the need for homeless services including emergency shelter, Rapid Rehousing, homeless prevention, and comprehensive case management.	ESG	People	578	1,369	
7	Neighborhood Revitalization/Other					
1	Deliver a Revitalization Strategy	CDBG		1	1	SL-3

***Outcome/Objective Codes**

	Availability/Accessibility	Affordability	Sustainability
Decent Housing	DH-1	DH-2	DH-3
Suitable Living Environment	SL-1	SL-2	SL-3
Economic Opportunity	EO-1	EO-2	EO-3

Table 3B
ANNUAL AFFORDABLE HOUSING COMPLETION GOALS
FY 2012-2013

Grantee Name: Stanislaus Urban County Program Year: 2012-2013	Expected Annual Number of Units To Be Completed	Actual Annual Number of Units Completed	Resources used during the period			
			NSP	HOME	ESG	HOPWA
BENEFICIARY GOALS (Sec. 215 Only)						
Homeless households			<input type="checkbox"/>	<input type="checkbox"/>	<input type="checkbox"/>	<input type="checkbox"/>
Non-homeless households			<input type="checkbox"/>	<input type="checkbox"/>	<input type="checkbox"/>	<input type="checkbox"/>
Special needs households			<input type="checkbox"/>	<input type="checkbox"/>	<input type="checkbox"/>	<input type="checkbox"/>
Total Sec. 215 Beneficiaries*			<input type="checkbox"/>	<input type="checkbox"/>	<input type="checkbox"/>	<input type="checkbox"/>
RENTAL GOALS (Sec. 215 Only)						
Acquisition of existing units	11	8	<input checked="" type="checkbox"/>	<input type="checkbox"/>		<input type="checkbox"/>
Production of new units	0	0	<input type="checkbox"/>	<input type="checkbox"/>		<input type="checkbox"/>
Rehabilitation of existing units**	11	8	<input checked="" type="checkbox"/>	<input type="checkbox"/>	<input type="checkbox"/>	<input type="checkbox"/>
Rental Assistance	0	0	<input type="checkbox"/>	<input type="checkbox"/>		<input type="checkbox"/>
Total Sec. 215 Affordable Rental	22	16	<input checked="" type="checkbox"/>	<input type="checkbox"/>	<input type="checkbox"/>	<input type="checkbox"/>
HOME OWNER GOALS (Sec. 215 Only)						
Acquisition of existing units	11	14	<input checked="" type="checkbox"/>	<input type="checkbox"/>		
Production of new units	6	0	<input checked="" type="checkbox"/>	<input type="checkbox"/>		
Rehabilitation of existing units**	11	14	<input checked="" type="checkbox"/>	<input checked="" type="checkbox"/>		
Homebuyer Assistance	11	16	<input checked="" type="checkbox"/>	<input checked="" type="checkbox"/>		<input type="checkbox"/>
Total Sec. 215 Affordable Owner	39	44	<input checked="" type="checkbox"/>	<input checked="" type="checkbox"/>	<input type="checkbox"/>	<input type="checkbox"/>
COMBINED RENTAL AND OWNER GOALS (Sec. 215 Only)						
Acquisition of existing units	22	22	<input checked="" type="checkbox"/>	<input type="checkbox"/>		<input type="checkbox"/>
Production of new units	6	0	<input checked="" type="checkbox"/>	<input type="checkbox"/>		<input type="checkbox"/>
Rehabilitation of existing units	22	22	<input checked="" type="checkbox"/>	<input checked="" type="checkbox"/>	<input type="checkbox"/>	<input type="checkbox"/>
Rental Assistance	0	0	<input type="checkbox"/>	<input type="checkbox"/>		<input type="checkbox"/>
Homebuyer Assistance	11	16	<input checked="" type="checkbox"/>	<input checked="" type="checkbox"/>		<input type="checkbox"/>
Combined Total Sec. 215 Goals*	61	60	<input checked="" type="checkbox"/>	<input checked="" type="checkbox"/>	<input type="checkbox"/>	<input type="checkbox"/>
OVERALL HOUSING GOALS (Sec. 215 + Other Affordable Housing)						
Annual Rental Housing Goal	22	16	<input checked="" type="checkbox"/>	<input checked="" type="checkbox"/>	<input type="checkbox"/>	<input type="checkbox"/>
Annual Owner Housing Goal	39	44	<input checked="" type="checkbox"/>	<input checked="" type="checkbox"/>	<input type="checkbox"/>	<input type="checkbox"/>
Total Overall Housing Goal	61	60	<input checked="" type="checkbox"/>	<input checked="" type="checkbox"/>	<input type="checkbox"/>	<input type="checkbox"/>

* The total amounts for "Combined Total Sec. 215 Goals" and "Total Sec. 215 Beneficiary Goals" should be the same number.

** Rehabilitation of acquired existing units (same units)

**Stanislaus Urban County Summary of Specific Annual Objectives
FY 2012-2013**

APPENDIX B. 3.

STANISLAUS COUNTY

Specific Obj. #	Outcome/Objective	Sources of Funds	Performance Indicators	Year	Expected Number	Actual Number	Percent Completed
	Specific Objectives						
SL-1 Availability/Accessibility of Suitable Living Environment							
SL-1.1 Stanislaus County Airport Neighborhood Sewer Infrastructure	Address the need for sewer infrastructure improvements in the Airport Neighborhood. Project Status: Pending Measure M Vote	CDBG	1. Number of households with access to infrastructure improvements (511) 2. Number of residents impacted by infrastructure improvements (2,000).	2012	2,000	0	0%
				2013			
				2014			
				GOAL			
SL-1.1 Stanislaus County Parklawn Neighborhood Sewer Infrastructure	Address the need for sewer infrastructure improvements in the Parklawn Neighborhood. Project Status: Phase I Complete	CDBG (Prior FY funds used)	1. Number of households with access to infrastructure improvements (319). 2. Number of residents impacted by infrastructure improvements (1,500).	2012	1,500	1,500	100%
				2013			
				2014			
				GOAL			
Sustainability/Create Economic Opportunities							
EO.2 Stanislaus County Economic Development	Address the need for economic development opportunities for low and moderate income individuals. Program will be conducted in conjunction with the Neighborhood Revitalization Strategy. Project Status: On hold, pending program changes	CDBG \$140,000	Number of jobs created.	2012	3	0	0%
				2013			
				2014			
				GOAL			
Fair Housing Activities (Subject to 20% Admin Cap)							
Stanislaus County Fair Housing Program	Address the need to affirmatively further fair housing through fair housing enforcement, fair housing awareness, and housing counseling. Project Status: Complete	CDBG \$25,000	1. Number of individuals receiving information and referral services; and 2. Number of individuals benefitting from fair housing enforcement.	2012	255	330	129%
				2013			
				2014			
				GOAL			

**Stanislaus Urban County Summary of Specific Annual Objectives
FY 2012-2013**

CITY OF CERES

Specific Obj. #	Outcome/Objective	Sources of Funds	Performance Indicators	Year	Expected Number	Actual Number	Percent Completed
	Specific Objectives						
SL-1 Availability/Accessibility of Suitable Living Environment							
SL-1.1 City of Ceres 2011-2012 Infill Infrastructure Project	Address the need for infrastructure improvements in the low income residential area/s of Ceres. Improvements will consist of instalation of curb, gutter, sidewalks, ADA accessible curb cuts, and storm drain improvements where these facilities do not exist or in need of replacement.	CDBG (Prior FY funds used)	Number of residents benefitting from an improved suitable living environment as a result of infrastructure improvements	2012	300	300	100%
				2013			
				2014			
				GOAL			
SL-1.1 City of Ceres 2012-2013 Infill Infrastructure (Caswell/Sequoia Tract Project)	Address the need for infrastructure improvements in the low income residential area/s of Ceres. Improvements will consist of instalation of curb, gutter, sidewalks, ADA accessible curb cuts, and storm drain improvements where these facilities do not exist or in need of replacement. Project Status: Underway	CDBG \$172,421	1. Number of households with access to infrastructure improvements (245) 2. Number of residents impacted by infrastructure improvements (877).	2012	877	0	0%
				2013			
				2014			
				GOAL			

CITY OF HUGHSON

Specific Obj. #	Outcome/Objective	Sources of Funds	Performance Indicators	Year	Expected Number	Actual Number	Percent Completed
	Specific Objectives						
SL-1 Availability/Accessibility of Suitable Living Environment							
City of Hughson Pine street Infrastructure Project	Address the need for infrastructure improvements in the low income residential areas of the City of Hughson. Improvements will consist of installation of curb, gutter, storm drain, sidewalks, and ADA accessible curb cuts as needed. Project Status: Complete	CDBG (Prior FY funds used)	Number of Residents benefitting from and improved suitable living environment as a result of infrastructure improvements.	2012	300	300	100%
				2013			
				2014			
				GOAL			
City of Hughson 4th Street Infrastructure Project	Address the need for infrastructure improvements in the low income residential areas of the City of Hughson. Improvements will consist of installation of curb, gutter, storm drain, sidewalks, and ADA accessible curb cuts as needed. Project Status: Complete	CDBG (Prior FY funds used)	Number of Residents benefitting from and improved suitable living environment as a result of infrastructure improvements.	2012	150	150	100%
				2013			
				2014			
				GOAL			

**Stanislaus Urban County Summary of Specific Annual Objectives
FY 2012-2013**

CITY OF NEWMAN

Specific Obj. #	Outcome/Objective	Sources of Funds	Performance Indicators	Year	Expected Number	Actual Number	Percent Completed
	Specific Objectives						
SL-1 Availability/Accessibility of Suitable Living Environment							
City of Newman Pioneer Park Rehabilitation Project	Address the need for infrastructure improvements at Pioneer Park . Improvements will consist of the installation of an irrigation system and safety improvements to meet safety standards. Project Status: Complete	CDBG \$33,000	1. Number of households with access to infrastructure improvements (200) 2. Number of residents impacted by infrastructure improvements (680).	2012	680	680	100%
				2013			
				2014			
				GOAL			
City of Newman Tulare Street Infrastructure Project	Address the need for infrastructure improvements in the low income residential areas of the City of Newman. Improvements will consist of the installation of curb, gutter, storm drain, sidewalks, ADA accessible curb cuts, and street repaving. Project Status: Complete	CDBG \$90,994	Number of residents benefitting from an improved suitable living environment as a result of infrastructure improvements.	2012	350	350	100%
				2013			
				2014			
				GOAL			
Sustainability/Create Economic Opportunities							
City of Newman Workforce/Economic Development Program (T3)	Address the need for workforce / economic development training programs that will enhance low income residents' computer skills, and in turn allow them to re-enter the workforce. Project Status: Canceled	CDBG \$7,000	Number of program participants.	2012	75	0	0%
				2013			
				2014			
				GOAL			

CITY OF OAKDALE

Specific Obj. #	Outcome/Objective	Sources of Funds	Performance Indicators	Year	Expected Number	Actual Number	Percent Completed
	Specific Objectives						
SL-1 Availability/Accessibility of Suitable Living Environment							
City of Oakdale Davitt Avenue Infrastructure	Address the need for infrastructure improvements in the low income residential areas of the City of Oakdale. Improvements will consist of water and sewer main replacement, and installation of curb, gutter, sidewalk, ADA accessible ramps, storm drain improvements, and street repaving. Project Status: Phase 1, Part 1 Complete	CDBG \$154,373	1. Number of households with access to infrastructure improvements (48) 2. Number of residents impacted by infrastructure improvements (200).	2012	200	200	100%
				2013			
				2014			
				GOAL			

**Stanislaus Urban County Summary of Specific Annual Objectives
FY 2012-2013**

CITY OF PATTERSON

Specific Obj. #	Outcome/Objective	Sources of Funds	Performance Indicators	Year	Expected Number	Actual Number	Percent Completed
	Specific Objectives						
SL-1 Availability/Accessibility of Suitable Living Environment							
City of Patterson Fourth Street Infrastructure Project	Address the need for infrastructure improvements through the replacement of water main and installation of curb, gutter, and storm drain. Project Status: Underway	CDBG \$163,455	1. Number of households with access to infrastructure improvements (53) 2. Number of residents impacted by infrastructure improvements (200).	2012	200	0	0%
				2013			
				2014			
				GOAL			

CITY OF WATERFORD

Specific Obj. #	Outcome/Objective	Sources of Funds	Performance Indicators	Year	Expected Number	Actual Number	Percent Completed
	Specific Objectives						
SL-1 Availability/Accessibility of Suitable Living Environment							
City of Waterford C & Covey Streets Infrastructure Project	Address the need for infrastructure improvements in the low income residential area of Waterford. Improvements will consist of installation of curb, gutter, sidewalks, ADA accessible curb cuts, storm drain, and street construction. Project Status: Complete	CDBG (Prior FY funds used)	1. Number of households with access to infrastructure improvements (13) 2. Number of residents impacted by infrastructure improvements (45).	2012	45	45	100%
				2013			
				2014			
				GOAL			
City of Waterford La Gallina Infrastructure Project	Address the need for infrastructure improvements in the low income residential area of Waterford. Improvements will consist of installation of curb, gutter, sidewalks, ADA accessible curb cuts, storm drain, and street construction. Project Status: Underway	CDBG \$47,388	1. Number of households with access to infrastructure improvements (63) 2. Number of residents impacted by infrastructure improvements (217).	2012	217	0	0%
				2013			
				2014			
				GOAL			

Annual Objectives for 2012-2013 CDBG Public Service Program Grantees

Specific Obj. #	Outcome/Objective	Sources of Funds	Performance Indicators	Year	Expected Number	Actual Number	Percent Completed
	Specific Objectives						
SL-1 Availability/Accessibility of Suitable Living Environment							
SL-1.1 American Red Cross Emergency Services	Provided emergency shelter, food, and other necessities to extremely-low, low, and moderate income Urban County residents after their homes have been destroyed by a disaster, such as fire.	CDBG \$10,000 - Award \$10,000 - Expended	Number of unduplicated extremely-low, low, and moderate-income individuals who received emergency shelter.	2008			
				2009			
				2010	116	148	128%
				2011			
				2012	116	148	128%
				GOAL			
SL-1.1 Center for Human Services Ceres Partnership for Healthy Children	Provided case management, utility assistance and strength based assessment to help with goal planning for families residing within the city of Ceres.	CDBG \$12,250 - Award \$12,247 - Expended	Number of unduplicated homeless and/or low-income individuals who received case management and utility assistance.	2008			
				2009			
				2010	50	210	420%
				2011	55	178	324%
				2012	61	194	318%
				GOAL			
SL-1.1 Center for Human Services Westside Family Resource Center	The Newman and Patterson Family Resource Centers, provided case management, utility assistance, and support services to low-income families residing in the Westside communities of Patterson, Westley, and Grayson.	CDBG \$12,250 - Award \$10,172 - Expended	Number of unduplicated individuals and households who received case management and support services.	2008			
				2009	99	223	225%
				2010	165	240	145%
				2011	182	554	304%
				2012	200	371	186%
				GOAL			
SL-1.1 Children's Crisis Center Cricket's House	Addressed the need for essential supportive services for low and moderate-income children at risk of abuse, neglect, homelessness and exploitation by providing childcare, shelter, and meals, in the Ceres, Patterson, Westley, Crowslanding, Denair, Keyes, Grayson, Newman and unincorporated Modesto.	CDBG \$18,000 - Award \$18,000 - Expended	Number of unduplicated children provided with childcare, shelter, and meals through the nutrition and education program.	2008			
				2009	110	114	104%
				2010	132	142	108%
				2011	152	142	93
				2012	150	62	41%
				GOAL			

Annual Objectives for 2012-2013 CDBG Public Service Program Grantees

Specific Obj. #	Outcome/Objective	Sources of Funds	Performance Indicators	Year	Expected Number	Actual Number	Percent Completed
	Specific Objectives						
SL-1 Availability/Accessibility of Suitable Living Environment							
SL-1.1 Children's Crisis Center Guardian House	Addressed the need for essential supportive services for low and moderate-income children at risk of abuse, neglect, homelessness and exploitation by providing childcare, shelter, and meals, in Oakdale and surrounding unincorporated areas.	CDBG \$16,000 - Award \$16,000 - Expended	Number of unduplicated children provided with childcare, shelter, and meals through the nutrition and education program.	2008	192	218	114%
				2009	211	200	95
				2010	170	108	64%
				2011	187	90	48%
				2012	165	71	43%
				GOAL			
SL-1.1 Children's Crisis Center Nutrition & Meal Program	Provided nutritious meals along with healthy food education and healthy food supplements for the home to at-risk low income children from the Urban County.	CDBG \$16,000 - Award \$16,000 - Expended	Number of unduplicated children provided with nutritious meals, healthy food bags to take home, and food education.	2008			
				2009			
				2010			
				2011			
				2012	172	128	74%
				GOAL			
SL-1.1 Habitat for Humanity Housing Counseling Program	Provided housing counseling and financial planning case management to first time home buyers from the Urban County residents or who were moving to the Urban County and whose income was at or below 80% of the area median income.	CDBG \$7,886 - Award \$7,886 - Expended	Number of unduplicated persons who attended a housing counseling class or who received financial planning case management.	2008			
				2009			
				2010			
				2011			
				2012	33	292	248%
				GOAL			
SL-1.1 Healthy Aging Young at Heart Program	Provided exercise, strength, and fall prevention training to seniors throughout the Urban County who are at or below 80% of the area median income at or below 80% of the area median income.	CDBG \$12,250 - Award \$12,250 - Expended	Number of unduplicated seniors who participated in the young at Heart classes.	2008	220	265	120%
				2009	242	295	122%
				2010	206	295	143%
				2011			
				2012	183	301	164%
				GOAL			

Annual Objectives for 2012-2013 CDBG Public Service Program Grantees

Specific Obj. #	Outcome/Objective	Sources of Funds	Performance Indicators	Year	Expected Number	Actual Number	Percent Completed
	Specific Objectives						
SL-1 Availability/Accessibility of Suitable Living Environment							
SL-1.1 Howard Training Center Senior Meals Program	Provided emergency food assistance to extremely-low, low, and moderate income food insecure Urban County residents through a network of member non-profit agencies.	CDBG \$18,000 - Award \$18,000 - Expended	Number of unduplicated individuals at or below 80% of the area median income who received emergency food assistance.	2008	592	635	107%
				2009	651	719	110%
				2010	450	697	155%
				2011			
				2012	446	665	149%
				GOAL			
SL-1.1 Second Harvest Food 4 Thought Program	By operating through existing tutorial programs, children participated in after school tutorial programs each week and for their participation in the after school studies, Second Harvest Food Bank gave each child a 15-18 pound bag of nutritious supplemental groceries twice a month.	CDBG \$12,250 - Award \$12,250 - Expended	Number of unduplicated children who participated in the Food 4 Thought program.	2008			
				2009			
				2010			
				2011	550	349	63%
				2012	369	358	97%
				GOAL			
SL-1.1 Second Harvest Food Assistance Program	Addressed the demand for emergency food needs in Stanislaus County by providing different non-profit agencies throughout the county with food assistance, which in turn distribute the food to low-income families/individuals.	CDBG \$12,801 - Award \$12,801 - Expended	Number of unduplicated individuals receiving food assistance.	2008	25,250	45,018	178%
				2009	25,503	41,069	161%
				2010	7,000	46,477	664%
				2011	28,053	38,447	137%
				2012	18,823	7,003	37%
				GOAL			
SL-1.1 Salvation Army Health Clinic	Addressed the demand for health care for homeless persons by providing free dental, vision, and general medical assistance at the Berberian Health Clinic.	CDBG \$12,250 - Award \$12,250 - Expended	Number of unduplicated individuals receiving health care.	2008			
				2009			
				2010			
				2011			
				2012	18	15	83%
				GOAL			

Annual Objectives for 2012-2013 CDBG Public Service Program Grantees

Specific Obj. #	Outcome/Objective	Sources of Funds	Performance Indicators	Year	Expected Number	Actual Number	Percent Completed
	Specific Objectives						
SL-1 Availability/Accessibility of Suitable Living Environment							
SL-1.1 United Samaritans Foundation (USF) Daily Bread Mobile Lunch Program (Ceres/Keyes)	Addressed the needs of very low and low-income and homeless persons by providing daily meals through the Daily Bread Mobile Lunch Program in the communities of Ceres and Keyes.	CDBG \$12,250 - Award \$12,250 - Expended	Number of unduplicated individuals who received meals.	2008	200	1989	159%
				2009	220	1910	868%
				2010	242	475	196%
				2011	266	495	186%
				2012	179	468	261%
				GOAL			
SL-1.1 United Samaritans Foundation (USF) Daily Bread Mobile Lunch Program (Hughson)	Addressed the needs of very low and low-income and homeless persons by providing daily meals through the Daily Bread Mobile Lunch Program in the communities of Hughson, Empire, Waterford, Hickman and Denair.	CDBG \$14,000 - Award \$14,000 - Expended	Number of unduplicated individuals who received meals.	2008			
				2009			
				2010			
				2011	225	225	100%
				2012	174	365	210%
				GOAL			
SL-1.1 Westside Food Pantry Emergency Food Program	Addressed the need for emergency food assistance by providing food for families temporarily out of work, single mothers, and senior citizens in the Westside area. The pantry will provide English children's books to all children under the age of 13 to stimulate an interest in learning and enhance proficiency in English.	CDBG \$11,638 - Award \$11,638 - Expended	Number of unduplicated individuals who received emergency food assistance.	2008	5000	7967	159%
				2009	5500	9471	172%
				2010	4235	8720	206%
				2011	4659	8368	180%
				2012	2842	8512	300%
				GOAL			

**Summary of Specific Annual Objectives for
2012-2013 ESG Grantees**

Specific Obj. #	Outcome/Objective	Sources of Funds	Performance Indicators	Year	Expected Number	Actual Number	Percent Completed
	Specific Objectives						
SL-1	Availability/Accessibility of Suitable Living Environment						
SL-1.1 Children's Crisis Center Homeless Prevention and Rapid Re-Housing Program	Provided rental assistance and housing relocation and stabilization services to homeless families with children and to families with children who were at-risk of losing their housing who were 30% or under the area median income.	ESG \$41,312 - Award \$41,312 - Expended	Number of unduplicated individuals who received rental assistance and housing relocation and stabilization services.	2008			
				2009			
				2010			
				2011			
				2012	50	50	100%
				GOAL			
SL-1.1 Children's Crisis Center Infant Shelter at Marsha's House	Provided shelter for homeless and at-risk infants and toddlers as well as case management, crisis counseling, resource identification, referral services, and education for parents living in Ceres, Patterson, Waterford, Salida, and the unincorporated areas of Modesto.	ESG \$28,000 - Award \$28,000 - Expended	Number of unduplicated infants & toddlers provided with childcare & shelter.	2008			
				2009			
				2010	64	65	102%
				2011	75	63	84%
				2012	95	79	83%
				GOAL			
SL-1.1 Community Housing & Shelter Services Homeless Prevention and Rapid Re-Housing	Addressed the specific needs of the homeless as well as households that are at risk of losing their permanent housing through the provision of rental assistance.	ESG \$10,005 - Award \$6,652 - Expended	Number of unduplicated individuals in and households served with emergency rental assistance to gain or maintain stable housing, and case management services.	2008	105	273	260%
				2009	158	120	76%
				2010	112	49	44%
				2011	154	197	128%
				2012	24	21	88%
				GOAL			
SL-1.1 Community Housing & Shelter Services Homeless Management Information Systems	Improve the data quality of the HMIS system by training and hiring an HMIS intern who will provide data entry assistance to a number of homeless service providers throughout the Urban County.	ESG \$20,000 - Award \$12,839 - Expended	Number of unduplicated individuals who were trained on how to input HMIS data and provided HMIS data entry assistance to other homeless service providers.	2008			
				2009			
				2010			
				2011			
				2012	1	3	300%
				GOAL			

**Summary of Specific Annual Objectives for
2012-2013 ESG Grantees**

Specific Obj. #	Outcome/Objective	Sources of Funds	Performance Indicators	Year	Expected Number	Actual Number	Percent Completed
	Specific Objectives						
SL-1 Availability/Accessibility of Suitable Living Environment							
SL-1.1 Family Promise Shelter Services	Provided funding to allow the operation of a homeless sheltering program for families. In addition to shelter, families enrolled at Family Promise received case management, assistance with transportation, job and housing search.	ESG \$17,723 - Award \$17,723 - Expended	Number of unduplicated individuals in homeless families who received shelter.	2008			
				2009			
				2010			
				2011	80	80	100%
				2012	83	270	325%
				GOAL			
SL-1.1 Salvation Army Berberian Transitional Living Facility	Addressed the needs of the homeless population by providing a 24 month transitional shelter for both VA and non-VA for homeless adults. Participants also received case management, employment search, and housing placement.	ESG \$20,000- Award \$20,000 - Expended	Number of unduplicated homeless individuals entered the transitional living program.	2008			
				2009			
				2010	32	98	306%
				2011	23	70	304%
				2012	42	87	207%
				GOAL			
SL-1.1 Salvation Army Emergency Shelter Facility	Addressed the needs of the homeless population by providing emergency shelter during the coldest months of the winter.	ESG \$39,984 - Award \$30,984 - Expended	Number of unduplicated homeless individuals who receive shelter at the facility.	2008			
				2009			
				2010	213	761	357%
				2011			
				2012	550	701	127%
				GOAL			

**Summary of Specific Annual Objectives for
2012-2013 ESG Grantees**

Specific Obj. #	Outcome/Objective	Sources of Funds	Performance Indicators	Year	Expected Number	Actual Number	Percent Completed
	Specific Objectives						
SL-1 Availability/Accessibility of Suitable Living Environment							
SL-1.1 We Care of Turlock Emergency Cold Weather Shelter	Addressed the needs of the homeless population by providing emergency shelter during the worst part of the winter. Participants also were assisted with finding jobs, entering residential programs, obtaining permanent housing, and receiving assistance to improve self-sufficiency.	ESG \$47,000 - Award \$47,000 - Expended	Number of unduplicated homeless individuals who were provided shelter and supportive services.	2008			
				2009	120	141	118%
				2010	128	135	105%
				2011	138	148	107%
				2012	249	184	74%
				GOAL			
SL-1.1 We Care of Turlock Rapid Re-Housing Program	Re-housed homeless individuals, without children. The program provided rental assistance in conjunction with intensive case management and housing relocation and stabilization services.	ESG \$16,000 - Award \$16,000 - Expended	Number of unduplicated homeless individuals who receive case management, housing relocation and stabilization services, and rental assistance.	2008			
				2009			
				2010			
				2011			
				2012	3	9	300%
				GOAL			

CR-60 - ESG 91.520(g) (ESG Recipients only)**ESG Supplement to the CAPER in *e-snaps*****For Paperwork Reduction Act****1. Recipient Information—All Recipients Complete****Basic Grant Information**

Recipient Name	STANISLAUS COUNTY
Organizational DUNS Number	073136772
EIN/TIN Number	946000540
Identify the Field Office	SAN FRANCISCO
Identify CoC(s) in which the recipient or subrecipient(s) will provide ESG assistance	Turlock/Modesto/Stanislaus County CoC

ESG Contact Name

Prefix	MS.
First Name	KRISTIN
Middle Name	C
Last Name	DOUD
Suffix	0
Title	ASSOCIATE PLANNER

ESG Contact Address

Street Address 1	STANISLAUS COUNTY SUITE 3400
Street Address 2	PLANNING AND COMMUNITY DEVELOPMENT
City	MODESTO
State	CA
ZIP Code	-
Phone Number	2095256330
Extension	0
Fax Number	2095255911
Email Address	doudk@stancounty.com

ESG Secondary Contact

Prefix	MR.
First Name	JUAN
Last Name	GONZALEZ
Suffix	
Title	ASSOCIATE PLANNER
Phone Number	2095256330
Extension	
Email Address	gonzalezj@stancounty.com

2. Reporting Period—All Recipients Complete

Program Year Start Date	07/01/2012
Program Year End Date	06/30/2013

3a. Subrecipient Form – Complete one form for each subrecipient

Subrecipient or Contractor Name: The Salvation Army
City: Modesto
State: CA
Zip Code: 95354,
DUNS Number: 074629460
Is subrecipient a VAWA-DV provider: N
Subrecipient Organization Type: Other Non-Profit Organization
ESG Subgrant or Contract Award Amount: 44984

Subrecipient or Contractor Name: Children's Crisis Center
City: Modesto
State: CA
Zip Code: 95353,
DUNS Number: 052995354
Is subrecipient a VAWA-DV provider: N
Subrecipient Organization Type: Other Non-Profit Organization
ESG Subgrant or Contract Award Amount: 52254

Subrecipient or Contractor Name: We Care of Turlock
City: Turlock
State: CA
Zip Code: 95382,
DUNS Number: 179569772
Is subrecipient a VAWA-DV provider: N
Subrecipient Organization Type: Other Non-Profit Organization
ESG Subgrant or Contract Award Amount: 46000

Subrecipient or Contractor Name: Family Promise

City: Modesto

State: CA

Zip Code: 95358,

DUNS Number: 023267225

Is subrecipient a VAWA-DV provider: N

Subrecipient Organization Type: Other Non-Profit Organization

ESG Subgrant or Contract Award Amount: 16375

Subrecipient or Contractor Name: Community Housing and Shelter Services

City: Modesto

State: CA

Zip Code: 95353,

DUNS Number: 835658782

Is subrecipient a VAWA-DV provider: N

Subrecipient Organization Type: Other Non-Profit Organization

ESG Subgrant or Contract Award Amount: 24400

CR-65 - Persons Assisted**4. Persons Served****4a. Complete for Homelessness Prevention Activities**

Number of Persons in Households	Total
Adults	27
Children	37
Don't Know/Refused	0
Missing Information	0
Total	64

Table 1 – Household Information for Homeless Prevention Activities

4b. Complete for Rapid Re-Housing Activities

Number of Persons in Households	Total
Adults	17
Children	5
Don't Know/Refused	0
Missing Information	0
Total	22

Table 2 – Household Information for Rapid Re-Housing Activities

4c. Complete for Shelter

Number of Persons in Households	Total
Adults	1,038
Children	98
Don't Know/Refused	1
Missing Information	0
Total	1,137

Table 3 – Shelter Information

4d. Totals for all Persons Served with ESG

Number of Persons in Households	Total
Adults	1,083

Children	139
Don't Know/Refused	1
Missing Information	0
Total	1,223

Table 4 – Household Information for Persons Served with ESG

5. Gender—Complete for All Activities

	Total
Male	894
Female	329
Transgendered	0
Unknown	0
Total	1,223

Table 5 – Gender Information

6. Age—Complete for All Activities

	Total
Under 18	139
18-24	201
Over 24	882
Don't Know/Refused	1
Missing Information	0
Total	1,223

Table 6 – Age Information

7. Special Populations Served—Complete for All Activities

Subpopulation	Number of Persons in Households			Total
	Total Persons Served – Prevention	Total Persons Served – RRH	Total Persons Served in Emergency Shelters	
Veterans	137	0	0	137
Victims of Domestic Violence	8	5	2	1
Elderly	80	0	0	80
HIV/AIDS	0	0	0	0
Chronically Homeless	526	0	7	519

Persons with Disabilities:				
Severely Mentally Ill	147	146	1	0
Chronic Substance Abuse	10	0	0	10
Other Disability	263	2	2	259
Total (Unduplicated if possible)	870	2	5	863

Table 7 – Special Population Served

CR-70 – Assistance Provided**8. Shelter Utilization**

Number of New Units - Rehabbed	0
Number of New Units - Conversion	0
Total Number of bed-nights available	47,120
Total Number of bed-nights provided	41,101
Capacity Utilization	87.23%

Table 8 – Shelter Capacity**CR-10 Race and Ethnicity**

RACE Category Breakdown					
Single Race			Multiple Race		
Race	No.	Hispanic	Race	No.	Hispanic
White (including Hispanic)	1054	124	American Indian or Alaska Native & White	8	0
Black or African American	124	0	Asian & White	3	0
Asian	23	0	Black or African American & White	6	0
American Indian/Alaskan Native	68	2	American Indian or Alaska Native & Black or African American	2	0
Native Hawaiian or Other Pacific Islander	27	0	Other Single/Multi-racial	54	0
Total Served				1369	381

CR-75 – Expenditures

11. Expenditures

11a. ESG Expenditures for Homelessness Prevention

	Dollar Amount of Expenditures in Program Year		
	FY 2009	FY 2010	FY 2011
Expenditures for Rental Assistance	0	10,966	21,966
Expenditures for Housing Relocation and Stabilization Services - Financial Assistance	0	770	0
Expenditures for Housing Relocation & Stabilization Services - Services	0	897	3,901
Expenditures for Homeless Prevention under Emergency Shelter Grants Program	32,839	40,563	0
Subtotal Homelessness Prevention	32,839	53,196	25,867

Table 9 – ESG Expenditures for Homelessness Prevention

11b. ESG Expenditures for Rapid Re-Housing

	Dollar Amount of Expenditures in Program Year		
	FY 2009	FY 2010	FY 2011
Expenditures for Rental Assistance	0	7,827	7,143
Expenditures for Housing Relocation and Stabilization Services - Financial Assistance	0	2,660	3,760
Expenditures for Housing Relocation & Stabilization Services - Services	0	1,504	4,290
Expenditures for Homeless Prevention under Emergency Shelter Grants Program	0	0	0
Subtotal Rapid Re-Housing	0	11,991	15,193

Table 10 – ESG Expenditures for Rapid Re-Housing

11c. ESG Expenditures for Emergency Shelter

	Dollar Amount of Expenditures in Program Year		
	FY 2009	FY 2010	FY 2011
Essential Services	32,839	46,363	93,859
Operations	12,169	38,439	16,500
Renovation	26,144	9,577	0
Major Rehab	0	0	0
Conversion	0	0	0
Subtotal	71,152	94,379	110,359

Table 11 – ESG Expenditures for Emergency Shelter

11d. Other Grant Expenditures

	Dollar Amount of Expenditures in Program Year		
	FY 2009	FY 2010	FY 2011
HMIS	0	0	12,839
Administration	5,473	12,779	5,534
Street Outreach	0	0	0

Table 12 - Other Grant Expenditures

11e. Total ESG Grant Funds

Total ESG Funds Expended	FY 2009	FY 2010	FY 2011
451,601	109,464	172,345	169,792

Table 13 - Total ESG Funds Expended

11f. Match Source

	FY 2009	FY 2010	FY 2011
Other Non-ESG HUD Funds	32,840	48,129	42,871
Other Federal Funds	10,450	35,000	15,000
State Government	16,464	24,057	27,563
Local Government	0	14,245	0
Private Funds	49,710	50,914	84,358
Other	0	0	0
Fees	0	0	0
Program Income	0	0	0
Total Match Amount	109,464	172,345	169,792

Table 14 - Other Funds Expended on Eligible ESG Activities

11g. Total

Total Amount of Funds Expended on ESG Activities	FY 2009	FY 2010	FY 2011
903,202	218,928	344,690	339,584

Table 15 - Total Amount of Funds Expended on ESG Activities

Appendix C

- 1. IDIS PR 26 Financial Summary Report Fiscal Year 2012-2013**
- 2. Section 3 Report Fiscal Year 2012-2013**



Office of Community Planning and Development
 U.S. Department of Housing and Urban Development
 Integrated Disbursement and Information System
 PR26 - CDBG Financial Summary Report
 Program Year 2012
 STANISLAUS COUNTY, CA

DATE: 07-19-13
 TIME: 14:33
 PAGE: 1

PART I: SUMMARY OF CDBG RESOURCES

01 UNEXPENDED CDBG FUNDS AT END OF PREVIOUS PROGRAM YEAR	2,509,243.95
02 ENTITLEMENT GRANT	1,972,737.00
03 SURPLUS URBAN RENEWAL	0.00
04 SECTION 108 GUARANTEED LOAN FUNDS	0.00
05 CURRENT YEAR PROGRAM INCOME	0.00
05a CURRENT YEAR SECTION 108 PROGRAM INCOME (FOR SI TYPE)	0.00
06 RETURNS	0.00
07 ADJUSTMENT TO COMPUTE TOTAL AVAILABLE	0.00
08 TOTAL AVAILABLE (SUM, LINES 01-07)	4,481,980.95

PART II: SUMMARY OF CDBG EXPENDITURES

09 DISBURSEMENTS OTHER THAN SECTION 108 REPAYMENTS AND PLANNING/ADMINISTRATION	2,089,235.05
10 ADJUSTMENT TO COMPUTE TOTAL AMOUNT SUBJECT TO LOW/MOD BENEFIT	0.00
11 AMOUNT SUBJECT TO LOW/MOD BENEFIT (LINE 09 + LINE 10)	2,089,235.05
12 DISBURSED IN IDIS FOR PLANNING/ADMINISTRATION	378,627.42
13 DISBURSED IN IDIS FOR SECTION 108 REPAYMENTS	0.00
14 ADJUSTMENT TO COMPUTE TOTAL EXPENDITURES	0.00
15 TOTAL EXPENDITURES (SUM, LINES 11-14)	2,467,862.47
16 UNEXPENDED BALANCE (LINE 08 - LINE 15)	2,014,118.48

PART III: LOWMOD BENEFIT THIS REPORTING PERIOD

17 EXPENDED FOR LOW/MOD HOUSING IN SPECIAL AREAS	0.00
18 EXPENDED FOR LOW/MOD MULTI-UNIT HOUSING	0.00
19 DISBURSED FOR OTHER LOW/MOD ACTIVITIES	1,346,598.26
20 ADJUSTMENT TO COMPUTE TOTAL LOW/MOD CREDIT	0.00
21 TOTAL LOW/MOD CREDIT (SUM, LINES 17-20)	1,346,598.26
22 PERCENT LOW/MOD CREDIT (LINE 21/LINE 11)	64.45%

LOW/MOD BENEFIT FOR MULTI-YEAR CERTIFICATIONS

23 PROGRAM YEARS(PY) COVERED IN CERTIFICATION	PY: 2012 PY: 2013 PY: 2014
24 CUMULATIVE NET EXPENDITURES SUBJECT TO LOW/MOD BENEFIT CALCULATION	1,346,598.26
25 CUMULATIVE EXPENDITURES BENEFITING LOW/MOD PERSONS	1,346,598.26
26 PERCENT BENEFIT TO LOW/MOD PERSONS (LINE 25/LINE 24)	100.00%

PART IV: PUBLIC SERVICE (PS) CAP CALCULATIONS

27 DISBURSED IN IDIS FOR PUBLIC SERVICES	255,873.27
28 PS UNLIQUIDATED OBLIGATIONS AT END OF CURRENT PROGRAM YEAR	0.00
29 PS UNLIQUIDATED OBLIGATIONS AT END OF PREVIOUS PROGRAM YEAR	0.00
30 ADJUSTMENT TO COMPUTE TOTAL PS OBLIGATIONS	0.00
31 TOTAL PS OBLIGATIONS (LINE 27 + LINE 28 - LINE 29 + LINE 30)	255,873.27
32 ENTITLEMENT GRANT	1,972,737.00
33 PRIOR YEAR PROGRAM INCOME	0.00
34 ADJUSTMENT TO COMPUTE TOTAL SUBJECT TO PS CAP	0.00
35 TOTAL SUBJECT TO PS CAP (SUM, LINES 32-34)	1,972,737.00
36 PERCENT FUNDS OBLIGATED FOR PS ACTIVITIES (LINE 31/LINE 35)	12.97%

PART V: PLANNING AND ADMINISTRATION (PA) CAP

37 DISBURSED IN IDIS FOR PLANNING/ADMINISTRATION	378,627.42
38 PA UNLIQUIDATED OBLIGATIONS AT END OF CURRENT PROGRAM YEAR	0.00
39 PA UNLIQUIDATED OBLIGATIONS AT END OF PREVIOUS PROGRAM YEAR	0.00
40 ADJUSTMENT TO COMPUTE TOTAL PA OBLIGATIONS	0.00
41 TOTAL PA OBLIGATIONS (LINE 37 + LINE 38 - LINE 39 +LINE 40)	378,627.42
42 ENTITLEMENT GRANT	1,972,737.00
43 CURRENT YEAR PROGRAM INCOME	0.00
44 ADJUSTMENT TO COMPUTE TOTAL SUBJECT TO PA CAP	0.00
45 TOTAL SUBJECT TO PA CAP (SUM, LINES 42-44)	1,972,737.00
46 PERCENT FUNDS OBLIGATED FOR PA ACTIVITIES (LINE 41/LINE 45)	19.19%



Office of Community Planning and Development
 U.S. Department of Housing and Urban Development
 Integrated Disbursement and Information System
 PR26 - CDBG Financial Summary Report
 Program Year 2012
 STANISLAUS COUNTY , CA

DATE: 07-19-13
 TIME: 14:33
 PAGE: 2

LINE 17 DETAIL: ACTIVITIES TO CONSIDER IN DETERMINING THE AMOUNT TO ENTER ON LINE 17

Report returned no data.

LINE 18 DETAIL: ACTIVITIES TO CONSIDER IN DETERMINING THE AMOUNT TO ENTER ON LINE 18

Report returned no data.

LINE 19 DETAIL: ACTIVITIES INCLUDED IN THE COMPUTATION OF LINE 19

Plan Year	IDIS Project	IDIS Activity	Voucher Number	Activity Name	Matrix Code	National Objective	Drawn Amount
2009	15	299	5449684	City of Newman - PQRST, Fresno, Merced, & West Ave Infrastructure Project	03L	LMA	\$46,585.15
2009	15	300	5449682	City of Newman - Street Reconstruction	03K	LMA	\$62,398.04
2010	6	339	5450133	City of Ceres - Downtown Infrastructure Project	03	LMA	\$26,595.74
2010	11	344	5463724	City of Oakdale - Davitt Avenue Infrastructure Project	03	LMA	\$4,600.00
2010	11	344	5545163	City of Oakdale - Davitt Avenue Infrastructure Project	03	LMA	\$118,546.44
2011	2	385	5521978	Empire Infrastructure Project - Phase 1B	03I	LMA	\$21,641.95
2011	2	385	5534302	Empire Infrastructure Project - Phase 1B	03I	LMA	\$7,085.96
2011	2	385	5546755	Empire Infrastructure Project - Phase 1B	03I	LMA	\$533.02
2011	2	385	5555445	Empire Infrastructure Project - Phase 1B	03I	LMA	\$8,616.79
2011	2	385	5566726	Empire Infrastructure Project - Phase 1B	03I	LMA	\$689.80
2011	5	388	5448511	Stanislaus County - T3 Workforce Development Program	05H	LMC	\$4,160.00
2011	5	388	5449619	Stanislaus County - T3 Workforce Development Program	05H	LMC	\$3,200.00
2011	6	389	5448566	Stanislaus County Economic Development Program	05H	LMC	\$3,018.00
2011	6	389	5448567	Stanislaus County Economic Development Program	05H	LMC	\$2,880.00
2011	6	389	5468040	Stanislaus County Economic Development Program	05H	LMC	\$2,661.00
2011	6	389	5492695	Stanislaus County Economic Development Program	05H	LMC	\$1,460.00
2011	6	389	5492730	Stanislaus County Economic Development Program	05H	LMC	\$1,082.00
2011	6	389	5501755	Stanislaus County Economic Development Program	05H	LMC	\$1,370.00
2011	6	389	5515541	Stanislaus County Economic Development Program	05H	LMC	\$1,184.00
2011	6	389	5529076	Stanislaus County Economic Development Program	05H	LMC	\$324.88
2011	8	391	5513398	City of Ceres Infill Infrastructure Project	03	LMA	\$335,710.97
2011	8	391	5518035	City of Ceres Infill Infrastructure Project	03	LMA	\$16,922.63
2011	11	394	5515578	City of Hughson Pine Street Infrastructure Project	03	LMA	\$87,240.00
2011	14	397	5523412	City of Newman Tulare Street Infrastructure Project	03	LMA	\$6,129.38
2011	14	397	5538776	City of Newman Tulare Street Infrastructure Project	03	LMA	\$6,688.13
2011	14	397	5566165	City of Newman Tulare Street Infrastructure Project	03	LMA	\$4,097.52
2011	19	402	5517739	City of Patterson 4th Street Infrastructure Project	03	LMA	\$1,740.47
2011	19	402	5531568	City of Patterson 4th Street Infrastructure Project	03	LMA	\$5,160.00
2011	19	402	5540905	City of Patterson 4th Street Infrastructure Project	03	LMA	\$29,726.48
2011	19	402	5553194	City of Patterson 4th Street Infrastructure Project	03	LMA	\$40,269.42
2011	22	405	5467143	City of Waterford C & Covey Infrastructure Project	03	LMA	\$107,711.63
2011	22	405	5467147	City of Waterford C & Covey Infrastructure Project	03	LMA	\$86,532.66
2011	22	405	5496792	City of Waterford C & Covey Infrastructure Project	03	LMA	\$41,435.85
2011	24	407	5448542	Ceres Partnership for Healthy Children Utility Assistance	05Q	LMC	\$1,560.21
2011	24	407	5450616	Ceres Partnership for Healthy Children Utility Assistance	05Q	LMC	\$408.81
2011	25	408	5448531	CHS - Oakdale FRC	05Q	LMC	\$6,250.15
2011	26	409	5448538	CHS - Westside FRC	05Q	LMC	\$3,263.71
2011	27	410	5448535	CCC - Child Victims of Violence Project SFJC	05N	LMC	\$51.70
2011	28	411	5448519	CCC - Essential Child Shelter Project SW County	05N	LMC	\$3,446.50
2011	29	412	5448564	CCC - Essential Child Shelter Project East County	05N	LMC	\$3,112.50
2011	30	413	5450900	DRAIL - Assitive Technology	05B	LMC	\$758.45
2011	31	414	5448557	Family Promise - Case Management	05	LMC	\$2,904.13
2011	32	415	5446654	Hughson FRC - Family Wellness for Hughson and Waterford	05	LMC	\$3,741.53
2011	32	415	5448551	Hughson FRC - Family Wellness for Hughson and Waterford	05	LMC	\$1,683.17
2011	33	416	5448540	PIQE - Promoting Self-Sufficiency through Parent Engagement Waterford	05	LMC	\$5,537.34



Office of Community Planning and Development
 U.S. Department of Housing and Urban Development
 Integrated Disbursement and Information System
 PR26 - CDBG Financial Summary Report
 Program Year 2012
 STANISLAUS COUNTY , CA

DATE: 07-19-13
 TIME: 14:33
 PAGE: 3

Plan Year	IDIS Project	IDIS Activity	Voucher Number	Activity Name	Matrix Code	National Objective	Drawn Amount
2011	34	417	5446653	Parent Resource Center - Airport Neighborhood Collaborative Partnership	05	LMC	\$1,177.20
2011	35	418	5448516	Second Harvest - Food 4 Thought	05L	LMC	\$15,059.14
2011	36	419	5448518	Second Harvest - Food Assistance Program	05W	LMC	\$5,979.93
2011	37	420	5449138	UCP - Project for Seniors	05A	LMC	\$4,119.03
2011	38	421	5449141	UCP - Project of Seniors South County	05A	LMC	\$3,071.30
2011	39	422	5446646	USF - Mobile Lunch Program Hughson	05W	LMC	\$3,495.95
2011	40	423	5446650	USF - Mobile Lunch Program Ceres/Keyes	05W	LMC	\$2,987.00
2011	41	424	5448554	WFP - Emergency Food Assistance	05W	LMC	\$2,825.00
2011	50	436	5531566	La Gallina Avenue Infrastructure Project	03	LMA	\$9,170.00
2011	50	436	5553196	La Gallina Avenue Infrastructure Project	03	LMA	\$10,290.00
2012	9	445	5538775	CITY OF NEWMAN - PIONEER PARK PROJECT	03F	LMA	\$243.00
2012	15	451	5493527	AMERICAN RED CROSS - EMERGENCY SERVICES	05Q	LMC	\$1,680.00
2012	15	451	5529700	AMERICAN RED CROSS - EMERGENCY SERVICES	05Q	LMC	\$1,667.40
2012	15	451	5569846	AMERICAN RED CROSS - EMERGENCY SERVICES	05Q	LMC	\$1,572.15
2012	16	452	5494490	CENTER FOR HUMAN SERVICES - CERES PARTNERSHIP FOR HEALTHY CHILDREN	05Q	LMC	\$1,865.67
2012	16	452	5530137	CENTER FOR HUMAN SERVICES - CERES PARTNERSHIP FOR HEALTHY CHILDREN	05Q	LMC	\$2,123.03
2012	16	452	5548667	CENTER FOR HUMAN SERVICES - CERES PARTNERSHIP FOR HEALTHY CHILDREN	05Q	LMC	\$1,494.48
2012	17	453	5497854	CENTER FOR HUMAN SERVICES - WESTSIDE FRC	05Q	LMC	\$3,245.86
2012	17	453	5530155	CENTER FOR HUMAN SERVICES - WESTSIDE FRC	05Q	LMC	\$2,834.30
2012	17	453	5548203	CENTER FOR HUMAN SERVICES - WESTSIDE FRC	05Q	LMC	\$2,061.78
2012	18	454	5493259	CHILDREN'S CRISIS CENTER - CRICKET'S HOUSE	05N	LMC	\$5,585.26
2012	18	454	5515552	CHILDREN'S CRISIS CENTER - CRICKET'S HOUSE	05N	LMC	\$4,664.05
2012	18	454	5547998	CHILDREN'S CRISIS CENTER - CRICKET'S HOUSE	05N	LMC	\$4,868.19
2012	18	454	5578245	CHILDREN'S CRISIS CENTER - CRICKET'S HOUSE	05N	LMC	\$2,882.50
2012	19	455	5493240	CHILDREN'S CRISIS CENTER - GUARDIAN HOUSE	05N	LMC	\$4,358.14
2012	19	455	5515536	CHILDREN'S CRISIS CENTER - GUARDIAN HOUSE	05N	LMC	\$5,121.23
2012	19	455	5548019	CHILDREN'S CRISIS CENTER - GUARDIAN HOUSE	05N	LMC	\$3,530.64
2012	19	455	5578251	CHILDREN'S CRISIS CENTER - GUARDIAN HOUSE	05N	LMC	\$2,989.99
2012	20	456	5493262	CHILDREN'S CRISIS CENTER - NUTRITION AND MEALS PROGRAM	05N	LMC	\$4,146.14
2012	20	456	5515549	CHILDREN'S CRISIS CENTER - NUTRITION AND MEALS PROGRAM	05N	LMC	\$3,263.00
2012	20	456	5548537	CHILDREN'S CRISIS CENTER - NUTRITION AND MEALS PROGRAM	05N	LMC	\$6,305.82
2012	21	457	5497889	HABITAT FOR HUMANITY - HOUSING COUNSELING	05	LMC	\$3,854.67
2012	21	457	5530074	HABITAT FOR HUMANITY - HOUSING COUNSELING	05	LMC	\$3,286.04
2012	21	457	5548484	HABITAT FOR HUMANITY - HOUSING COUNSELING	05	LMC	\$445.29
2012	22	458	5493495	HEALTHY AGING - YOUNG AT HEART	05A	LMC	\$3,257.72
2012	22	458	5532422	HEALTHY AGING - YOUNG AT HEART	05A	LMC	\$3,985.52
2012	22	458	5551379	HEALTHY AGING - YOUNG AT HEART	05A	LMC	\$4,325.18
2012	23	459	5494640	HOWARD TRAINING CENTER - SENIOR MEALS PROGRAM	05A	LMC	\$4,500.00
2012	23	459	5529586	HOWARD TRAINING CENTER - SENIOR MEALS PROGRAM	05A	LMC	\$4,500.00
2012	23	459	5548003	HOWARD TRAINING CENTER - SENIOR MEALS PROGRAM	05A	LMC	\$4,500.00
2012	24	460	5493604	SECOND HARVEST - FOOD ASSISTANCE PROGRAM	05W	LMC	\$1,337.80
2012	24	460	5530437	SECOND HARVEST - FOOD ASSISTANCE PROGRAM	05W	LMC	\$5,105.26
2012	24	460	5557887	SECOND HARVEST - FOOD ASSISTANCE PROGRAM	05W	LMC	\$5,479.81
2012	25	461	5494449	SECOND HARVEST - FOOD 4 THOUGHT	05L	LMC	\$1,303.90
2012	25	461	5530450	SECOND HARVEST - FOOD 4 THOUGHT	05L	LMC	\$4,891.70
2012	25	461	5557884	SECOND HARVEST - FOOD 4 THOUGHT	05L	LMC	\$5,719.13
2012	25	461	5577147	SECOND HARVEST - FOOD 4 THOUGHT	05L	LMC	\$335.27
2012	26	462	5548634	SALVATION ARMY - HEALTH CLINIC	05M	LMC	\$1,982.28
2012	26	462	5568288	SALVATION ARMY - HEALTH CLINIC	05M	LMC	\$3,387.54
2012	27	463	5493010	UNITED SAMARITANS FOUNDATION - MOBILE LUNCH PROGRAM (CERES/KEYES)	05W	LMC	\$3,062.50



Office of Community Planning and Development
 U.S. Department of Housing and Urban Development
 Integrated Disbursement and Information System
 PR26 - CDBG Financial Summary Report
 Program Year 2012
 STANISLAUS COUNTY , CA

DATE: 07-19-13
 TIME: 14:33
 PAGE: 4

Plan Year	IDIS Project	IDIS Activity	Voucher Number	Activity Name	Matrix Code	National Objective	Drawn Amount
2012	27	463	5530686	UNITED SAMARITANS FOUNDATION - MOBILE LUNCH PROGRAM (CERES/KEYES)	05W	LMC	\$3,062.50
2012	27	463	5547463	UNITED SAMARITANS FOUNDATION - MOBILE LUNCH PROGRAM (CERES/KEYES)	05W	LMC	\$3,062.50
2012	27	463	5578145	UNITED SAMARITANS FOUNDATION - MOBILE LUNCH PROGRAM (CERES/KEYES)	05W	LMC	\$3,062.50
2012	28	464	5493055	UNITED SAMARITANS FOUNDATION - MOBILE LUNCH PROGRAM (HUGHSON)	05W	LMC	\$3,500.00
2012	28	464	5530700	UNITED SAMARITANS FOUNDATION - MOBILE LUNCH PROGRAM (HUGHSON)	05W	LMC	\$3,500.00
2012	28	464	5547464	UNITED SAMARITANS FOUNDATION - MOBILE LUNCH PROGRAM (HUGHSON)	05W	LMC	\$3,500.00
2012	28	464	5578151	UNITED SAMARITANS FOUNDATION - MOBILE LUNCH PROGRAM (HUGHSON)	05W	LMC	\$3,500.00
2012	29	465	5493071	WESTSIDE FOOD PANTRY - EMERGENCY FOOD ASSISTANCE	05W	LMC	\$3,575.90
2012	29	465	5529084	WESTSIDE FOOD PANTRY - EMERGENCY FOOD ASSISTANCE	05W	LMC	\$3,700.84
2012	29	465	5547916	WESTSIDE FOOD PANTRY - EMERGENCY FOOD ASSISTANCE	05W	LMC	\$1,117.16
2012	31	472	5547252	FY 2012 Infill Infrastructure (Caswell Tract/Sequoia Village Improvements)	03	LMA	\$4,363.96
Total							\$1,346,598.26

STANISLAUS COUNTY Report has been submitted.

August 29, 2013

Section 3 Summary Report
Economic Opportunities for
Low and Very Low-Income Persons

U.S. Department of Housing
and Urban Development
Office of Fair Housing
and Equal Opportunity

OMB Approval No.2529-0043
(exp. 8/17/2015)

HUD Field Office : : SAN FRANCISCO, CA

See Public Reporting Burden Statement below

1. Recipient Name:

STANISLAUS COUNTY

Recipient Address: (street, city, state, zip)

1010 10TH STREET, SUITE 3400
Modesto , California 95354

2. Agency ID:

073136772

3. Total Amount of Award: \$ 1,972,737
Amount of All Contracts Awarded: \$ 1,679,114

4. Contact Person:

JUAN GONZALEZ

5. Phone: 2095256330

Fax: 2095255911

E-Mail: gonzalezj@stancounty.com

6. Reporting Period: Quarter 4 of Fiscal Year 0

7. Date Report Submitted:

08/29/2013

8. Program Code-Name:

7-CDBG-Entitlement

Program Codes:

3A = Public/Indian Housing Development
4 = Homeless Assistance
7 = CDBG-Entitlement
10= Other Housing Programs

1 = Flexible Subsidy
3B = Public/Indian Housing Operation
5 = HOME Assistance
8 = CDBG-State Administered

2 = Section 202/811
3C = Public/Indian Housing Modernization
6 = HOME-State Administered
9 = Other CD Programs

Part I. Employment and Training (Columns B, C, and F are mandatory fields.)					
A Job Category	B Number of New Hires	C Number of New Hires that are Sec.3 Residents	D % of Section 3 New Hires	E % of Total Staff Hours for Section 3 Employees	F Number of Section 3 Trainees
Professionals	0	1	100.00 %	100.00 %	1
Technicians	0	0	0.00 %	0.00 %	0
Office/ Clerical	0	0	0.00 %	0.00 %	0
Officials/ Managers	0	0	0.00 %	0.00 %	0
Sales	0	0	0.00 %	0.00 %	0
Craft Workers (skilled)	0	0	0.00 %	0.00 %	0
Operatives (semiskilled)	0	0	0.00 %	0.00 %	0
Laborers (unskilled)	0	0	0.00 %	0.00 %	0
Service Workers	0	0	0.00 %	0.00 %	0
Other (List)	0	0	0.00 %	0.00 %	0
Total	0	1			1

Part II. Contracts Awarded

1. Construction Contracts:

- A. Total dollar amount of all construction contracts awarded on the project \$ 1,679,114
- B. Total dollar amount of construction contracts awarded to Section 3 businesses \$ 0
- C. Percentage of the total dollar amount that was awarded to Section 3 businesses 0.00 %
- D. Total number of Section 3 businesses receiving construction contracts 0

2. Non-Construction Contracts:

- A. Total dollar amount of all non-construction contracts awarded on the project \$ 0
- B. Total dollar amount of non-construction contracts awarded to Section 3 businesses \$ 0
- C. Percentage of the total dollar amount that was awarded to Section 3 businesses 0.00 %
- D. Total number of Section 3 businesses receiving non-construction contracts 0

Part III. Summary of Efforts

Indicate the efforts made to direct the employment and other economic opportunities generated by HUD financial assistance for housing and community development programs, to the greatest extent feasible, toward low- and very low-income persons, particularly those who are recipients of government assistance for housing. (Select yes to all that apply)

Yes Recruited low-income residents through: local advertising media, signs prominently displayed at the project site, contacts with community organizations and public or private agencies operating within the metropolitan area (or nonmetropolitan county) in which the Section 3 covered program or project is located, or similar methods.

Yes Participated in a HUD program or other program which promotes the training or employment of Section 3 residents.

No Participated in a HUD program or other program which promotes the award of contracts to business concerns which meet the definition of Section 3 business concerns.

No Coordinated with Youthbuild Programs and administered in the metropolitan area in which the Section 3 covered project is located.

No Other; describe below.

Public reporting burden for this collection of information is estimated to average 6 hours per response, including the time for reviewing instructions, searching existing data sources, gathering and maintaining the data needed, and completing and reviewing the collection of information. This agency may not collect this information, and you are not required to complete this form, unless it displays a currently valid OMB control number.

Section 3 of the Housing and Urban Development Act of 1968, as amended, 12 U.S.C. 1701u., mandates that the Department ensure that employment and other economic opportunities generated by its housing and community development assistance programs are directed toward low- and very low-income persons, particularly those who are recipients of government assistance for housing. The regulations are found at 24 CFR Part 135. The information will be used by the Department to monitor program recipients' compliance with Section 3, to assess the results of the Department's efforts to meet the statutory objectives of Section 3, to prepare reports to Congress, and by recipients as a self-monitoring tool. The data is entered into a data base and will be analyzed and distributed. The collection of information involves recipients receiving Federal financial assistance for housing and community development programs covered by Section 3. The information will be collected annually to assist HUD in meeting its reporting requirements under Section 808(e)(6) of the Fair Housing Act and Section 916 of the HCDA of 1992. An assurance of confidentiality is not applicable to this form. The Privacy Act of 1974 and OMB Circular A-108 are not applicable. The reporting requirements do not contain sensitive questions. Data is cumulative; personal identifying information is not included.

**COMMUNITY DEVELOPMENT BLOCK GRANT
(CDBG)**



**Consolidated Annual Performance
Evaluation Report
(CAPER)**

FISCAL YEAR 2012-2013

STANISLAUS URBAN COUNTY

STANISLAUS URBAN COUNTY

As an Entitlement Community, the Stanislaus Urban County is eligible for formula grant funds:

- **CDBG** – Community Development Block Grant
- **ESG** – Emergency Solutions Grant

CDBG PROGRAM REQUIREMENTS

Every 5 Years:

- **Consolidated Plan** - Current CP spans from 2012-2014

Every 3 Years:

- **AI** – Analysis of Impediments to Fair Housing

Every Year:

- **AAP** - Annual Action Plan
- **CAPER** - Consolidated Annual Performance Evaluation Report

CDBG OBJECTIVES

- ✓ Directly benefit low and moderate income people
- ✓ Prevent/eliminate slum and blighting conditions
- ✓ Meet a particular urgent community development need

** CDBG funds must not be used to supplant existing local, state, or federal funds*

CONSOLIDATED ANNUAL PERFORMANCE EVALUATION REPORT (CAPER)

The purpose of the CAPER is to provide the following:

- 15 day public review
- The CDBG & ESG Allocation
- Accomplishments for the Fiscal Year

CDBG ALLOCATION

FY 2012-2013: \$1,972,737

<u>Jurisdiction</u>	<u>CDBG Allocation</u>
Stanislaus County (includes admin.)	\$832,145
City of Ceres	\$187,213
City of Hughson	\$125,727
City of Newman	\$145,786
City of Oakdale	\$169,165
City of Patterson	\$178,247
City of Waterford	\$137,180
Public Service Grant Program	\$197,274
Total	\$1,972,737

STANISLAUS COUNTY INFRASTRUCTURE PROJECTS

FY 2012-2013 - Airport Sewer Project

- Completed Engineering & Design
- Measure M vote scheduled for November 2013
- NEPA Environmental Assessment currently in process

STANISLAUS COUNTY INFRASTRUCTURE PROJECTS

FY 2012-2013 - Parklawn Sewer Project

- First Phase Completed
 - Cost was \$1.2 million (CDBG funded)
 - Installed approximately 7,000 linear feet of sewer main
- Application for funding submitted to CA State Water Board to fund remaining project phases

STANISLAUS COUNTY INFRASTRUCTURE PROJECTS

Parklawn Sewer Project



FY 2012-2013 URBAN COUNTY PARTNER PROJECTS

City of Ceres - Infill Infrastructure Project

City of Hughson – Pine St. and Fourth St.
Infrastructure Projects


City of Newman – Tulare St. Infrastructure and
Pioneer Park Projects

City of Oakdale - Part I, of Phase I of Davitt Ave.
Infrastructure Project

City of Patterson – Engineering and Design of
Fourth St. Infrastructure Project

City of Waterford – C & Covey St. Project

CITY OF HUGHSON 4TH STREET PROJECT



CITY OF WATERFORD C & COVEY STREET PROJECT



CDBG PUBLIC SERVICES

- Senior Services
- Health Care
- Job Training
- Recreation Programs
- Education Programs
- Public Safety Programs
- Fair Housing Activities
- Homeless Services
- Homeless Prevention
- Drug Abuse Counseling & Treatment
- Energy Conservation Counseling & Testing
- Assistive Technology
- Youth Services
- Housing Services
- Food Assistance

CDBG PUBLIC SERVICES

- Fifteen (15) nonprofit programs were awarded a total of \$195,000 (10%) to provide public services to very low and low –income families or individuals
- Served over 19,000 Urban County residents



EMERGENCY SHELTER GRANT (ESG)

Homeless Services & Facilities

FY 2012-2013: \$149,600

Shelter funds: \$109,000

Rental Assistance: \$40,600

- Grants provided to 5 local non-profit homeless service providers.
- Over 1,200 homeless individuals received shelter services
- 22 homeless individuals were re-housed
- 64 individuals received homeless prevention rental assistance



STANISLAUS COUNTY FAIR HOUSING

The Fair Housing Program combats impediments to fair housing choice through education, investigation, and litigation.

- Provided services to 330 Urban County residents
- Investigated 10 fair housing cases
- Mediated 65 tenant and landlord cases



NEIGHBORHOOD STABILIZATION PROGRAM

Fiscal Year 2012-2013:

- Acquired & Rehabilitated 14 housing units
- Resold 10 units to first time homebuyers with down payment assistance

Program Totals:

- 104 units acquired to date
- 76 units have been resold
- Program has resulted in job creation and economic benefit for local contractors, workers, and businesses





COMMUNITY DEVELOPMENT BLOCK GRANT – RECOVERY (CDBG-R)

- During the 12-13 FY 4 residential units (27 units to date) were retrofitted with Solar System installations and energy efficiency improvements
- Since program inception, the program has created “Green Job” training for over 20 local displaced workers
- Improvements help households reduce energy costs and foster energy independence

STAFF RECOMMENDATIONS

Staff recommends the Board take actions 1-3 as listed in the Board of Supervisors Staff Report, including:

1. Closing of the CAPER public review period
2. Authorizing staff to incorporate comments received prior to the close of the public comment period and during the public hearing and
3. Adopting the Fiscal Year 2012-2013 CAPER

