

THE BOARD OF SUPERVISORS OF THE COUNTY OF STANISLAUS
ACTION AGENDA SUMMARY

DEPT: Chief Executive Office

BOARD AGENDA # 9:05 A.M.

Urgent

Routine

AGENDA DATE September 10, 2013

CEO Concurs with Recommendation YES NO
(Information Attached)

4/5 Vote Required YES NO

SUBJECT:

Public Hearing to Consider the Adoption of the Recommended Final Budget for Fiscal Year 2013-2014 and Related Actions

STAFF RECOMMENDATIONS:

1. Accept the Recommended Final Budget for Fiscal Year 2013-2014 from the Interim Chief Executive Officer.
2. Conduct the scheduled Public Hearing at 9:05 a.m. on September 10, 2013, to receive public comment and input on the proposed spending plan.
3. Direct and approve any changes the Board of Supervisors chooses to make to the Recommended Final Budget; and then adopt the Recommended Final Budget for 2013-2014.

(Continued on Page 2)

FISCAL IMPACT:

The Recommended Final Budget for Fiscal Year 2013-2014 totals \$1,042,987,731 and reflects a 3.2% increase for all funds as compared to the 2013-2014 Adopted Proposed Budget and a 6% increase over the 2012-2013 Adopted Final Budget. The increase over the 2012-2013 Final Budget is primarily due to several programs not being fully funded in last year's Final Budget to meet mandated levels, including the Foster Care/Extended Foster Care and In-Home Supportive Services programs.

(Continued on Page 2)

BOARD ACTION AS FOLLOWS:

No. 2013-457

On motion of Supervisor Withrow, Seconded by Supervisor Monteith
and approved by the following vote,

Ayes: Supervisors: O'Brien, Withrow, Monteith, De Martini and Chairman Chiesa

Noes: Supervisors: None

Excused or Absent: Supervisors: None

Abstaining: Supervisor: None

1) X Approved as recommended

2) _____ Denied

3) _____ Approved as amended

4) _____ Other:

MOTION:



ATTEST: CHRISTINE FERRARO TALLMAN, Clerk

File No.

STAFF RECOMMENDATIONS: (Continued)

4. Authorize the Interim Chief Executive Officer and the Auditor-Controller to make the necessary technical adjustments to implement the Adopted Final Budget.
5. Direct the Interim Chief Executive Officer and the Auditor-Controller to prepare the Adopted Final Budget document in accordance with State law and submit it to the State Controller prior to December 1, 2013.
6. Authorize the Auditor-Controller to release \$410,631 of Committed Fund Balance to the Unassigned Fund Balance for a payment made in Fiscal Year 2012-2013.
7. Authorize the Auditor-Controller to establish two new General Fund assignments, totaling \$7,027,425 from the General Fund Unassigned Fund Balance:
 - \$2 million for one-time start-up costs associated with the first year of operation of the AB900 Phase II Jail Expansion project; and
 - \$5,027,425 to pay off the final year (2017-2018) of the 2013 Lease Refunding debt.
8. Authorize the Auditor-Controller to make the recommended adjustments in the General Fund fund balance categories as part of the 2013-2014 Final Budget balancing strategies.
9. Amend the Salary and Position Allocation Resolution to reflect the recommended changes in the Recommended Final Budget, (as outlined in the Staffing Impacts section of this report and detailed in Attachment B) to be effective with the start of the first pay period beginning after September 21, 2013, or as otherwise indicated in Staffing Attachment B.
10. Approve the reduction-in-force of one filled position in the Health Services Agency's Indigent Health Care Program budget effective January 11, 2014, and other related actions necessary to transition staff currently assigned to the Health Services Agency's Indigent Health Care Program to the Community Services Agency to support the impacts of Health Care Reform.
11. Approve contracts and/or agreements listed on Attachment C in cumulative amounts of \$100,000 or greater as of July 1, 2011, and authorize the General Services Agency Director/Purchasing Agent to sign.

FISCAL IMPACT: (Continued)

Consistent with standard accounting practices, the County's budget is accounted for in separate financial entities known as funds. The County's budget includes three "governmental funds" - General, Special Revenue, and Capital Projects - to account for local government activities. The County also uses two proprietary fund types that are for "business-type" activities - Enterprise and Internal Service funds.

Public Hearing to Consider the Adoption of the Recommended Final Budget for Fiscal Year 2013-2014 and Related Actions

Page 3

Following is a brief description of changes in the Recommended Final Budget by fund type. A more detailed explanation is included in the Recommended Final Budget document.

General Fund

The General Fund Recommended Final Budget for Fiscal Year 2013-2014 is \$256,601,294, an increase of \$17,884,291 from the 2013-2014 Adopted Proposed Budget. The General Fund is funded by \$79,130,714 in departmental revenue, \$156,118,987 in discretionary revenue, \$14,762,332 of assigned fund balance, and \$6,589,261 in unassigned fund balance.

On July 16, 2013, the Board of Supervisors approved the refinancing of the 2004 Series A and B Certificates of Participation (COP), which included the authorization to increase the Debt Service budget by \$5,255,482, funded with an additional use of unassigned fund balance, in order to cover the cost of the debt buy down and accelerated debt payment in Fiscal Year 2013-2014. The 2004 Series A and B Certificates of Participation financing was for the County's share of the Gallo Center for the Arts, the 12th Street Office Building and Garage and the Nick Blom Regional Library (Salida). Due to the timing of the closing and calling of the original 2004 Series A and B Certificates of Participation, an adjustment was made prior to the Final Budget. The \$5.2 million increase is not included in the Recommended Final Budget, but is incorporated in the Operational Budget and is mentioned here to indicate the total commitment of one-time funding in the 2013-2014 Operational Budget.

The recommended increase in the General Fund is primarily due to nearly \$14.8 million to General Fund departments that achieved savings in appropriations and carried forward 100% of unused net county cost savings from Fiscal Years 2009-2010, 2010-2011 and 2011-2012, and 75% of unused 2012-2013 net county cost savings. Many of the departments are using savings for salaries and benefits to absorb costs associated with the 1% salary restoration approved by the Board of Supervisors on July 2, 2013, and to address the increase in retirement charges in 2013-2014 due to the change in the earning assumption.

The recommended increase also reflects additional funding of approximately \$2.6 million for the Sheriff, Probation, District Attorney, and Public Defender budgets related to the implementation of Phase III of the Community Corrections Partnership (CCP) Plan (AB109).

Other requests include a decrease in appropriations and estimated revenue of \$58,208 in the Agricultural Commissioner's budget primarily as a result of a reduction in State contract allocations; an increase in appropriations of \$50,090 in the Assessor's budget due to the approved 1% salary restoration; an increase in appropriations and estimated revenue of \$35,340 in the Auditor-Controller's budget as a result of higher revenue estimates and adjustments made to better reflect the needs of the Department; an increase in appropriations of \$120,000 in the CEO-County Facilities budget to address American Disabilities Act (ADA) and safety concerns at the Keyes Community Center;

and an increase in appropriations of \$125,000, funded from insurance proceeds from the 2010 Honor Farm fire, to secure the Honor Farm site located in Grayson until disposition can be completed. Additional requests include an increase in appropriations of \$72,000 in the CEO-Risk Management budget, offset by \$48,400 in estimated revenue and \$23,600 from the Department's net county cost savings, to fund an Employee Benefits Manager; an increase in appropriations of \$58,116 in the CEO-Jail Medical budget due to the increase in the jail medical provider contract costs as a result of the early opening of the replacement Honor Farm beds; an increase in appropriations of \$338,389 in the County Counsel budget, offset by an increase of \$84,281 in estimated revenue to maintain current attorney staffing levels needed to meet the demand of County departments for legal services; an increase of \$5,089 in appropriations in the General Services Agency (GSA)-Administration budget due to the 1% salary restoration and retirement cashouts, offset by an increase of \$5,089 in estimated revenue; a decrease in estimated revenue of \$1,300 in the Cooperative Extension budget as a result of the decrease in funding for vehicle use from San Joaquin County; and a decrease of \$234,000 in the Sheriff-Contract Cities budget due to the decrease in funding of two vacant Deputy Sheriff positions assigned as part of the Riverbank Contract Cities budget.

Special Revenue Funds

The Recommended Final Budget for Special Revenue Funds for Fiscal Year 2013-2014 is \$627,635,853, and is funded by \$617,379,734 in departmental revenue, \$10,256,119 in departmental fund balance, and a General Fund contribution of \$18,789,620. This represents an increase of \$10,954,609 in total appropriations from the 2013-2014 Adopted Proposed Budget.

The recommended increase in the Special Revenue Fund is primarily due to the increased funding of \$5.4 million in the Probation budget to reflect changes within Phase III of the CCP; an overall increase of nearly \$6 million in the Community Services Agency (CSA) budgets largely due to the increased funding in StanWORKs programs in preparation for changes as a result of the Health Care Reform; an increase of \$1.8 million in the Alliance Worknet-StanWORKs budget due to the increase in employment contracts with CSA Welfare-to-Work and StanWORKs programs; and a decrease of \$3.2 million in the Health Services Agency (HSA)-Indigent Health Care budget due to the realignment of funds to the State as a result of the implementation of the Affordable Care Act and Medi-Cal Expansion.

Additional requests include a decrease of \$217,928 in appropriations and a decrease of \$672,075 in estimated revenue in the Alliance Worknet budget, with the difference to be funded by departmental fund balance, due to the decrease in State and Federal funds and increased costs as a result of the 1% salary restoration; an increase of \$24,949 in appropriations in the Area Agency on Aging/Veterans' Services budget due to increased funding from the California Department on Aging; an increase of \$129,577 in appropriations in the Behavioral Health and Recovery Services (BHRS) budget due to the increase in Mental Health Services Act funding for innovations programs; a decrease in appropriations of \$34,385 in the Environmental Resources Beverage

Container Recycling and Waste Tire Enforcement Grant budgets due to lower than projected fund balance, resulting in a decreased use of available departmental fund balance; a decrease in appropriations of \$4,315 in the Parks and Recreation-Fish and Wildlife budget, resulting in the decreased use of available fund balance, and a decrease of \$32,679 in appropriations and estimated revenue due to the true-up of the Homeland Security Grants.

Other requests include an increase in appropriations of \$360,490 in the Planning and Community Development –Special Revenue Grants budget primarily due to an increase in CDBG funding. The Public Works department is requesting an increase in appropriations of \$725,000 and an increase of \$1,089,436 in estimated revenue in the Road and Bridge budget, as a result of increased revenue from Local Transportation Funds (LTF) and PG&E mitigation funds, to be used for the Chip Seal project and the PG&E pipeline replacement roadway improvement. This will result in an anticipated contribution of \$364,436 to departmental fund balance.

Capital Projects Funds

The Recommended Final Budget for Capital Projects Funds for Fiscal Year 2013-2014 is \$731,898, and is funded by \$1,096,000 in departmental revenue, resulting in a \$364,102 increase in departmental fund balance. This represents no change from the 2013-2014 Adopted Proposed Budget.

Enterprise Funds

The Recommended Final Budget for Enterprise Funds for Fiscal Year 2013-2014 is \$67,174,904, and is funded by \$59,349,200 in departmental revenue, \$4,712,307 in retained earnings, and a General Fund contribution of \$3,113,397. This represents an increase of \$3,601,498 from the 2013-2014 Adopted Proposed Budget.

The recommended increase in the Enterprise Funds is due to an increase of \$3.2 million in the HSA-Clinics and Ancillary budget as a result of increased Federal funding for the Intergovernmental Transfer program and Title X, and an increase in appropriations of \$392,975, funded with departmental retained earnings, in the Environmental Resources-Fink Road Landfill budget due to an increase in estimates from the Geer Road Landfill ongoing corrective action for remediation of groundwater contamination.

Internal Service Funds

The Recommended Final Budget for the Internal Service Funds for Fiscal Year 2013-2014 is \$90,843,782 and is funded by \$89,651,737 in departmental revenue and \$1,192,045 in departmental retained earnings. This represents an increase of \$249,289 from the 2013-2014 Adopted Proposed Budget.

The recommended increase in the Internal Service Funds include increases in appropriations of \$50,414, in the GSA-Facilities Maintenance budget and \$72,416 in the

Public Hearing to Consider the Adoption of the Recommended Final Budget for Fiscal Year 2013-2014 and Related Actions

Page 6

GSA-Fleet Services budget, both funded by departmental retained earnings, due to the 1% salary restoration and retirement cash outs; an increase in appropriations of \$95,000 in the Public Works –Morgan Shop budget, for the purchase of three alternative fuel vehicles, partially offset by a \$60,000 grant from the San Joaquin Valley Air Pollution Control District; and an overall increase in appropriations of \$31,459 in the Strategic Business Technology budgets, funded by departmental retained earnings, for the 1% salary restoration and technical training courses for staff.

The following table depicts the adjustments by fund type:

Fund Type	Adopted Final Budget 2012-2013	Adopted Proposed Budget 2013-2014	Recommended Final Budget 2013-2014	% Difference Adopted Final Budget 2012-2013 to Recommended Final Budget 2013-2014
General Fund	\$ 258,693,372	\$ 238,717,003	\$ 256,601,294	-0.8%
Special Revenue Fund	574,171,841	616,681,244	627,635,853	9%
Capital Projects Fund	792,010	731,898	731,898	-8%
Enterprise Fund	63,624,357	63,573,406	67,174,904	6%
Internal Service Fund	86,880,094	90,594,493	90,843,782	5%
Total	\$ 984,161,674	\$ 1,010,298,044	\$ 1,042,987,731	6%

Fund Balance

On July 1, 2013, the beginning Fund Balance for all funds was \$377,451,995. The Recommended Final Budget includes \$1,005,839,769 of revenue for all funds and \$1,042,987,731 in appropriations for all funds. If approved, the Final Budget recommendations will require the use of fund balance in all funds by \$37,147,962. As a result of these recommendations, the ending fund balance for all funds is projected to be \$340,304,033.

The following table illustrates the Fund Balance by fund type:

Fund Type	Beginning Fund Balance on 7/1/2013	Final Budget Revenue	Final Budget Appropriations	Projected Fund Balance on 6/30/2014
General Fund	\$ 134,437,454	\$ 235,249,701	\$ (256,601,294)	\$ 113,085,861
Special Revenue Fund	199,752,088	617,379,734	(627,635,853)	189,495,969
Capital Projects Fund	5,394,382	1,096,000	(731,898)	5,758,484
Enterprise Fund	24,557,167	62,462,597	(67,174,904)	19,844,860
Internal Service Fund	13,310,904	89,651,737	(90,843,782)	12,118,859
Total	\$ 377,451,995	\$ 1,005,839,769	\$ (1,042,987,731)	\$ 340,304,033

DISCUSSION:

Adopted Proposed Budget

The Fiscal Year 2013-2014 Adopted Proposed Budget totaled \$1,010,298,044 and was balanced with department and discretionary revenue and the use of one-time fund balance/retained earnings including an estimated \$6.1 million from the Teeter Plan assigned fund balance.

The 2013-2014 Adopted Proposed Budget reflected an increase of approximately 3% for all funds as compared to the 2012-2013 Adopted Final Budget of \$984,161,674. The increase was primarily due to increased funding to meet Health Care Reform requirements for Medi-Cal expansion and a significant increase in the State Maintenance of Effort (MOE) model that funds the In-Home Supportive Services Wages and Benefits budgets.

Recommended Final Budget

The Recommended Final Budget for Fiscal Year 2013-2014 outlines recommended changes to the Adopted Proposed Budget for 2013-2014 as approved by the Board of Supervisors on June 11, 2013. The Recommended Final Budget includes a review of unresolved issues and also addresses new issues that have arisen since the adoption of the Recommended Proposed Budget. This document also includes updates on departmental revenue and one-time resources, and reflects the recommended spending plan for Stanislaus County for Fiscal Year 2013-2014.

The Recommended Final Budget for Fiscal Year 2013-2014 is presented for Board of Supervisors' consideration and totals \$1,042,987,731, an increase of \$32,689,687 or a change of 3%, from the 2013-2014 Adopted Proposed Budget of \$1,010,298,044.

The increase in appropriations is largely driven by three factors. First, General Fund departments were given the opportunity to carry over 100% of 2009-2010, 2010-2011, and 2011-2012 net county cost savings and 75% of unused 2012-2013 net county cost savings to assist in mitigating future year shortfalls. Secondly, additional funding in the General and Special Revenue funds is related to the implementation of Phase III of the CCP (AB109). Third, the significant increase in the CSA budgets is due to the increased funding in StanWORKs programs in preparation for changes as a result of the Health Care Reform and Medi-Cal Expansion in the State of California.

The net county cost savings program has played a significant role in helping departments manage through the multiple years of fiscal challenges. The program has been highly effective and is recommended to remain in place for Fiscal Year 2013-2014.

Discretionary revenue, established at \$156,118,987 in the 2013-2014 Adopted Proposed Budget remains unchanged and is now recommended for the Final Budget. Ongoing analysis will be conducted throughout the upcoming months and any necessary adjustments will be included in the 2013-2014 Mid-Year Financial Report to

Public Hearing to Consider the Adoption of the Recommended Final Budget for Fiscal Year 2013-2014 and Related Actions

the Board. Specific details of the discretionary revenue categories can be found in the Financial Policies and Schedules section of the Recommended Final Budget document.

The 2013-2014 Recommended Final Budget for the General Fund is balanced through the use of \$6.6 million of 2012-2013 unassigned fund balance.

Summary of the Recommended Final Budget by Board of Supervisors Priority

The following table depicts the adjustments by priority area:

Revenue	A Safe Community	A Healthy Community	A Strong Local Economy	A Strong Agricultural Economy/Heritage	A Well Planned Infrastructure System	Efficient Delivery of Public Services	2013-2014 Recommended Final Budget
Department Revenue	\$ 76,809,831	\$ 481,060,001	\$ 26,175,472	\$ 3,000,457	\$ 122,342,834	\$ 118,429,170	\$ 827,817,765
Department Fund Balance/ Retained Earnings	1,248,678	4,316,039	884,080	23,315	7,885,482	1,438,775	15,796,369
Net County Cost	111,345,489	20,189,676	491,810	2,372,146	3,856,650	61,117,826	199,373,597
Total Recommended Final Budget Resources	\$ 189,403,998	\$ 505,565,716	\$ 27,551,362	\$ 5,395,918	\$ 134,084,966	\$ 180,985,771	\$ 1,042,987,731
Appropriations							
2013-2014 Adopted Proposed Budget	\$171,808,206	\$499,442,756	\$25,951,790	\$4,340,862	\$131,601,584	\$177,152,846	\$1,010,298,044
Recommended Adjustments	17,595,792	6,122,960	1,599,572	1,055,056	2,483,382	3,832,925	32,689,687
Total Recommended Final Budget Appropriations	\$189,403,998	\$505,565,716	\$27,551,362	\$5,395,918	\$134,084,966	\$180,985,771	\$1,042,987,731

Recommended Additional Assignments

In preparation of future staffing costs due to the potential funding for the AB 900 Phase II Jail Expansion projects, it is recommended that two General Fund assignments be established from the unassigned fund balance as part of the 2013-2014 Final Budget. The first assignment of \$2 million will be for one-time start-up costs associated with the first year of operation of the new jail. The second assignment of \$5,027,425 will be used to pay off the final year (2017-2018) of the 2004 A and B refinancing debt. The use of these one-time funds for debt payment releases base funding that can be used for operational costs associated with staffing the new jail.

General Fund Assigned Contingency Reserve Policy

As part of the 2012-2013 Adopted Final Budget, the Board of Supervisors approved the **Contingency Reserve Policy** which established that the General Fund Assigned Contingency Reserve shall be equal to at least 8% of the average annual Discretionary Revenue for the preceding three fiscal years. To remain compliant with the County Contingency Reserve Policy, the Recommended Final Budget includes an adjustment to increase the Assigned Contingency Reserve fund by \$573,000.

Debt Service Reserve Policy

To assist in maintaining the County's positive credit rating, a portion of the General Fund is to be set aside as a Debt Service Assignment. This classification of fund balance is to be equal to at least one year of gross debt service payments. To remain compliant with the County Debt Service Reserve Policy, the Recommended Final Budget includes an adjustment to increase the Assigned Debt Service fund by \$1,460,000.

GSA Fleet Services Policy

The Adopted Proposed Budget incorporated the new **Fleet Services Policy** approved by the Board of Supervisors in March, 2013 which requires all vehicle purchases be reviewed and approved by the Fleet Manager prior to submission in the Proposed or Final budget. As of the Recommended Final Budget, the Fleet Services Manager had reviewed requests from four County departments that totaled 40 vehicle purchases/leases.

Additional Issues and Ongoing Challenges

Retirement Costs – Stanislaus County Employee Retirement Association (StanCERA) Board lowered the discount rate used in creating actuarial assumptions from 8.0% to 7.75% for the 2013-2014 Fiscal Year. Also, changes in Governmental Accounting Standards Board (GASB) regulations could make for higher employer contribution rates in future years.

Employee Health Care – The Medical Self-Insurance program has accumulated a significant retained earnings deficit as of the end of calendar year 2012, as well as a projected deficit in calendar year 2013. Rates are expected to increase in 2014 to partially recover the deficit and address increasing costs related to the Affordable Care Act.

In Fiscal Year 2012-2013, departments saved approximately \$3.9 million in their budgets for health insurance. This was the result of actual health insurance increases materializing at 2% effective January 1, 2013, compared with the estimate of 5 - 7.5% given in the Proposed Budget. Although medical rates were increased by 3.75% at that time, decreases in the dental and vision rates partially offset the medical rates.

Labor Relations - Stanislaus County currently has contracts in place with all 12 County labor organizations. These contracts are all scheduled to expire on June 30, 2014. The County plans to start negotiations with labor groups in late 2013 and early 2014. It is anticipated, because of the number of groups, negotiations will last into the start of Budget Year 2014-2015.

Landfill – The fee structure for the Stanislaus County landfill is being evaluated after a local city has indicated they will begin to ship their solid waste to a location in Merced County instead of the County's Fink Road landfill. Staff is evaluating options to lower

the County's fee structure based upon a reversal of out of county disposal that could result in a significant savings for local cities.

Property Tax Administration Fees (PTAF) – In November 2012, the California Supreme Court issued a decision in City of Alhambra, et al. v. County of Los Angeles which held that Educational Relief Augmentation Funds (ERAF) diverted by the Triple Flip and the Vehicle License Fee Swap are exempt from the Property Tax Administration Fee (PTAF). The County and its nine cities disagree on the statute of limitation provisions as they apply to PTAF and are currently in settlement discussions. The General Fund exposure relative to this issue is in the millions of dollars.

Public Safety Realignment Implementation – The County continues to struggle with the impacts of public safety realignment as a result of the lack of jail beds and increasing numbers of prisoners being sent to the County. Early releases from jail are creating safety risks and the State is working to address a court order to reduce an additional 10,000 prisoners by the end of 2013.

Detention Facility Staffing - The County jail expansion is expected to be completed in 2017, but there will be significant additional operating costs associated with this. Full occupancy of all available jail beds at the Public Safety Center site following AB 900 construction completion may result in an additional 72 sworn positions needed with an increased General Fund obligation of approximately \$7.7 million annually. The companion facility and corresponding functions constructed by Public Facilities Fees, if fully staffed, may result in an additional 22 sworn positions needed with an increased General Fund obligation of approximately \$2.3 million.

Mental Health Care – A shortage of mental health care services and increasing costs are ongoing challenges for the County. The implementation of the Strategic Plan for 24-7 Secure Mental Health Services continues, including design and construction of the Psychiatric Health Facility (PHF) by February 2014. At the August 13, 2013 Board Meeting, the Board approved a transfer of \$265,000 previously appropriated for the HVAC and roof improvements at the BHRS PHF site. A new agreement is being negotiated with DBHC and a possible agreement with Merced County for lower cost PHF beds as well as an interim Crisis Intervention Program (CIP) adjacent to Doctors Medical Center are all being considered to avoid a General Fund exposure for psychiatric care and hospitalization.

Health Care Reform – The implementation of the Federal Patient Protection and Affordable Care Act (PPACA), the Medi-Cal Expansion and the redirection of Health Realignment funds recently approved by the Legislature, is anticipated to have major impacts on the County's obligation to provide health care services to eligible county residents. The Health Services Agency, Behavioral Health and Recovery Services, Community Services Agency and the Chief Executive Office continue to monitor the further development of the PPACA and discussions at the State level. It is anticipated that a significant exposure to the County could result from PPACA and the redirection of 1991 Realignment funding. A recommendation for option selection will be made to the Board of Supervisors in September, 2013.

Veterans Facility Master Plan – The Board of Supervisors recently approved the Veterans Facility Master Plan and directed staff to develop a specific facility plan returning to the Board this Fall. Staff is working with the Commission to identify options for a public and private funding strategy.

Effective Partnership Recognition – On August 27, 2013, the Board of Supervisors approved this year's award winners as the Community Services Agency in the category recognizing partnerships with non-governmental agencies/organization, and the Public Works-Geographic Information System (GIS) program in the inter-governmental partnership category.

Contracts

Current County policy requires Board of Supervisors approval for any contract or agreement where the total cumulative compensation exceeds \$100,000. Cumulative refers to the total compensation paid by an individual department in the reporting year and the two fiscal years immediately prior thereto, where there has been no break in contractual services over six months. Contracts or agreements and/or contract adjustments not previously approved by the Board of Supervisors equal to \$100,000 or greater are detailed in Attachment C.

In addition, departments are required to provide a quarterly report to the Board of Supervisors for any new contract or agreement, contract extension, or amendment entered into during the quarter where the compensation exceeds \$50,000 (but is under the cumulative \$100,000 threshold) and the contract or recommended adjustment has not been previously approved by the Board of Supervisors. Contracts in the \$50,000 range are listed in Attachment D.

State Controller and Special Districts Schedules

State Controller and Special Districts Schedules are included in the Recommended Final Budget.

POLICY ISSUES:

The Recommended Final Budget for Fiscal Year 2013-2014 addresses the Board of Supervisors' goals and priorities in the allocation of fiscal resources and reflects the service needs and public policy direction for our community consistent with the Board of Supervisors goals and the Stanislaus County vision to be "... a County that is respected for its service in the community and is known as the best in America."

STAFFING IMPACTS:

The Recommended 2013-2014 Final Budget incorporates funding for 3,920 allocated full-time positions. This is an increase of 121 positions from the 3,799 full-time allocated positions approved in the 2012-2013 Adopted Final Budget. This includes an increase of 23 positions since the 2013-2014 Adopted Proposed Budget: 10 positions added

through separate agenda items, one for the Public Safety Center AB 900 Phase Two/Jail Expansion Project and nine for the Community Corrections Partnership Plan, and an increase of 13 allocated positions being recommended in the 2013-2014 Recommended Final Budget.

The most significant staffing recommendations are as a result of Health Care Reform. It is recommended to add 28 positions at the Community Services Agency with 27 as a result of the direct and indirect impact of the Health Care Reform. Additionally, a reduction of 21 positions is recommended at the Health Services Agency. It is anticipated the Medi-Cal expansion programs legislated by the State of California will potentially reduce the indigent population an estimated 85% and shift the workload from the Health Services Agency's Indigent Health Care Program (IHCP) to the Community Services Agency. As a result, the Health Services Agency is requesting to transfer 13 of the 21 positions from HSA to CSA. The remaining eight positions will then be deleted between January - April 2014. One of the positions being deleted is currently filled and the Agency does not have any other positions in this classification resulting in a Reduction-in-Force effective January 11, 2014. The Department does have opportunities available for this employee in other classifications. It is anticipated at this time that all other employees impacted by the deletion and transfer of positions will have opportunities to remain in their same classifications either at HSA or CSA. Because there are no other Family Services Specialist classifications at HSA, employees in this classification will have the opportunity to transfer to CSA. This leaves 10 positions remaining in IHCP to service the smaller indigent population. It is recommended to allow the Health Services Agency to take the necessary actions needed to support the transfer of staff. The final placement of staff will be reported in the First Quarter Report to the Board of Supervisors.

It is also recommended to reclassify 15 positions to meet the changing needs of the organization. This includes the creation of a new classification titled Victim Advocate I/II (block budgeted at the II level) for the District Attorney's (DA) Office and the recommendation to reclassify all eight Interviewer II positions at the DA's Office into the new classification. The experience and knowledge needed to perform the duties of the position are greater than what is required in the current Interviewer I/II job classification. This new position will allow the Interviewers to perform work in a more appropriate classification. All incumbents in the Victim Services program will qualify within the newly established minimum qualifications and it is recommended to reclassify all incumbents into the new structure following the County's provisions. This new classification will remain at the District Attorney's Office and will continue to be represented by the Stanislaus County Employees Association (SCEA - AFSCME) Bargaining Unit B.

Total authorized positions includes an additional 110 positions administered through the County's classification and payroll system which are allocated to external organizations, including Stanislaus Regional 911 (57), Stanislaus Animal Services Agency (30), Children and Families Commission (5), Local Agency Formation Commission (3), Stanislaus County Employees Retirement Association StanCERA (13), and Stanislaus Law Library (2).

Public Hearing to Consider the Adoption of the Recommended Final Budget for Fiscal Year 2013-2014 and Related Actions

Page 13

The staffing attachment (Attachment B) reflects the recommended changes to authorized positions. It is recommended that the Salary and Position Allocation Resolution be amended to reflect these changes effective the first full pay period beginning September 21, 2013, or as otherwise indicated in Staffing Attachment B.

The tables below summarize the staffing recommendations and impacts.

SUMMARY OF CHANGES AFFECTING POSITION ALLOCATION COUNT

Total Current Authorized Positions as of 2013-2014 Adopted Proposed Budget	3,897
June 18, 2013— Public Safety Center AB 900 Phase Two/Jail Expansion Project Total increase to allocation: +1	1
July 23, 2013— Community Corrections Partnership Plan for Phase Three Implementation of the 2011 Public Safety Realignment for Fiscal Year 2013-2014: Total increase to allocation: +9	9
Changes to Position Allocation Reflected in the Recommended Final Budget	13
Total Authorized Positions with Approval of the Recommended Final Budget	3,920

FINAL BUDGET RECOMMENDATIONS AFFECTING POSITION ALLOCATION COUNT

Department	Unfund Vacant Position	Delete Vacant Position	Delete Filled Position	Restore Unfunded Position	Add New Positions	Subtotal
Alliance Worknet					6	6
Chief Executive Office				2		2
Community Services Agency					15	15
Environmental Resources	-1					-1
Health Services Agency		-7	-1			-8
Public Works				1		1
Sheriff's Department	-2					-2
Grand Total	-3	-7	-1	3	21	13

TECHNICAL ADJUSTMENTS TO POSITION ALLOCATION

Department	Transfer In	Transfer Out	Transfer in from Dept	Transfer out to Dept	Reclassify upward/downward	Delete unfunded position	Classification Study
Behavioral Health and Recovery					1		
Chief Executive Office					1		
Community Services Agency			13		2		1
District Attorney					8		
General Services Agency					1		
Health Services Agency	3	-3		-13		1	5
Probation	5	-5					
Public Works					2		
Grand Total	8	-8	13	-13	15	1	6

Over the past six years, the number of full-time allocated positions in the County has decreased from 4,459 in Budget Year 2008-2009 to 3,920 in Fiscal Year 2013-2014 for a loss of 539 positions or approximately 12.1% fewer allocated positions. The number

Public Hearing to Consider the Adoption of the Recommended Final Budget for Fiscal Year 2013-2014 and Related Actions

Page 14

of filled positions has decreased from 4,022 in Budget Year 2008-2009 to 3,506 in Fiscal Year 2013-2014 for a decrease of approximately 12.8%. It should be noted that the number of unfunded positions has decreased from 339 in Fiscal Year 2011-2012 to 208 in Fiscal Year 2013-2014. The increase of restored positions and the addition of new positions over the past year are primarily as a result of recent increases in staffing in Behavioral Health and Recovery Services, Community Services Agency, Probation and the Sheriff's Department from funding of Phase Two and Three of the Community Corrections Partnership Plan Implementation (AB 109) and the implementation of the Federal Patient Protection and Affordable Care Act.

The following chart illustrates a six year staffing comparison.



Note: The number of vacant positions reflect the Final Budget staffing recommendations.

CONTACT PERSON:

Stan Risen, Interim Chief Executive Officer. Telephone: (209) 525-6333.

Cindy Thomlison, Senior Management Consultant. Telephone: (209) 525-6333.

Recommended Final Budget
Fiscal Year 2013-2014



Stanislaus County

CALIFORNIA

Submitted by
Interim Chief Executive Officer
Stan Risen

BOARD OF SUPERVISORS

Vito Chiesa, Chair
William O'Brien
Terry Withrow
Dick Monteith
Jim DeMartini



GOVERNMENT FINANCE OFFICERS ASSOCIATION

*Distinguished
Budget Presentation
Award*

PRESENTED TO

**Stanislaus County
California**

For the Fiscal Year Beginning

July 1, 2012

Christopher P. Merrill

President

Jeffrey R. Egan

Executive Director

The Government Finance Officers Association of the United States and Canada (GFOA) presented a Distinguished Budget Presentation Award to Stanislaus County for its annual budget for the Fiscal Year beginning July 1, 2012.

In order to receive this award, a governmental unit must publish a budget document that meets program criteria as a policy document, as an operations guide, as a financial plan, and as a communication device.

The award is valid for one year and is the tenth in the history of Stanislaus County. We believe our current budget document continues to conform to program requirements, and we are submitting it to GFOA to determine eligibility for another award.

STANISLAUS COUNTY 2012 AWARD

Front Cover Picture: Our Rich Agricultural Heritage as Seen in West Stanislaus County

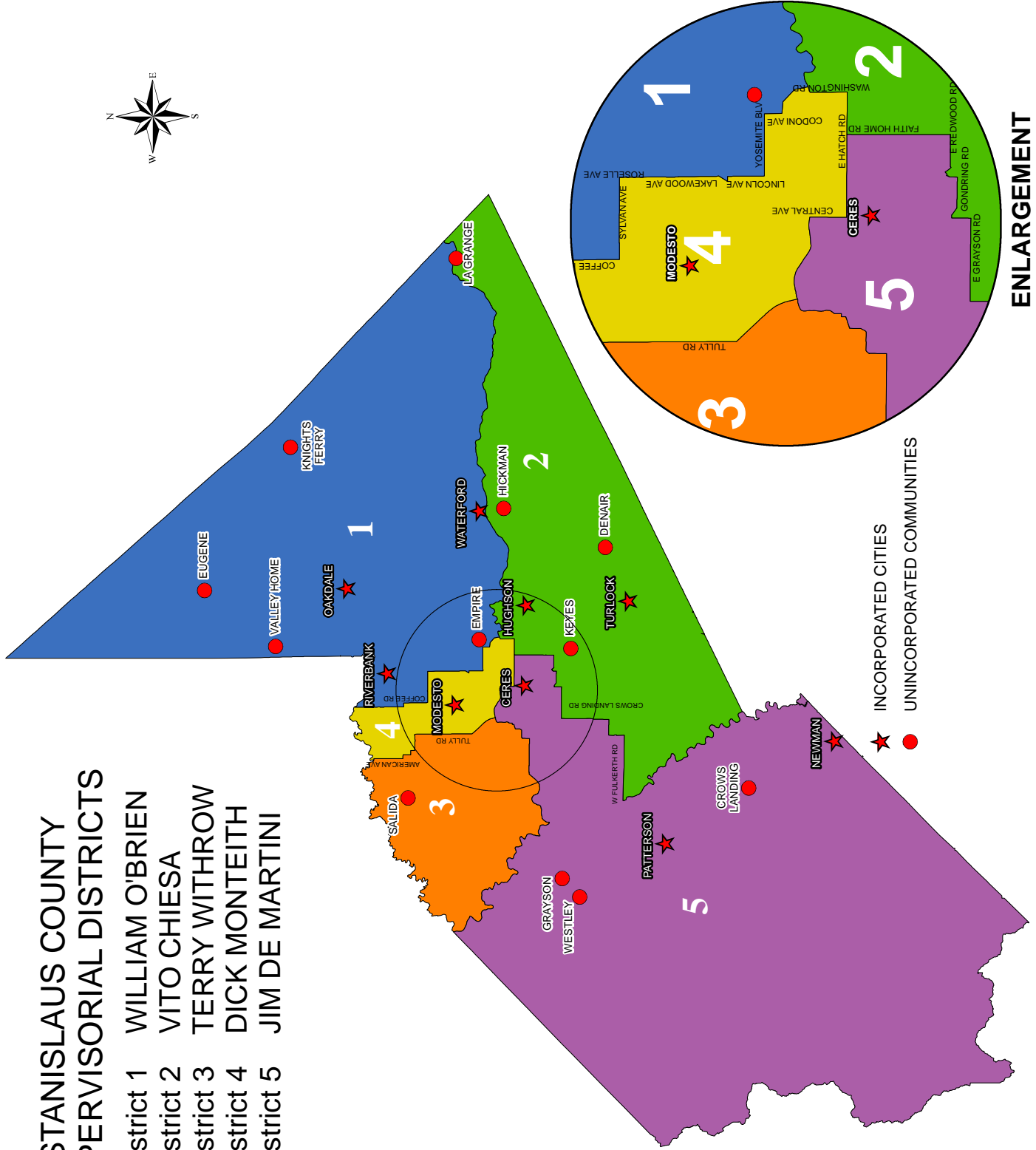
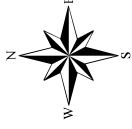
BOARD OF SUPERVISORS



From left to right: Supervisor Dick Monteith, District 4; Supervisor William O'Brien, District 1; Supervisor Jim DeMartini, District 5; Supervisor Terry Withrow, District 3; and Supervisor Vito Chiesa, District 2.

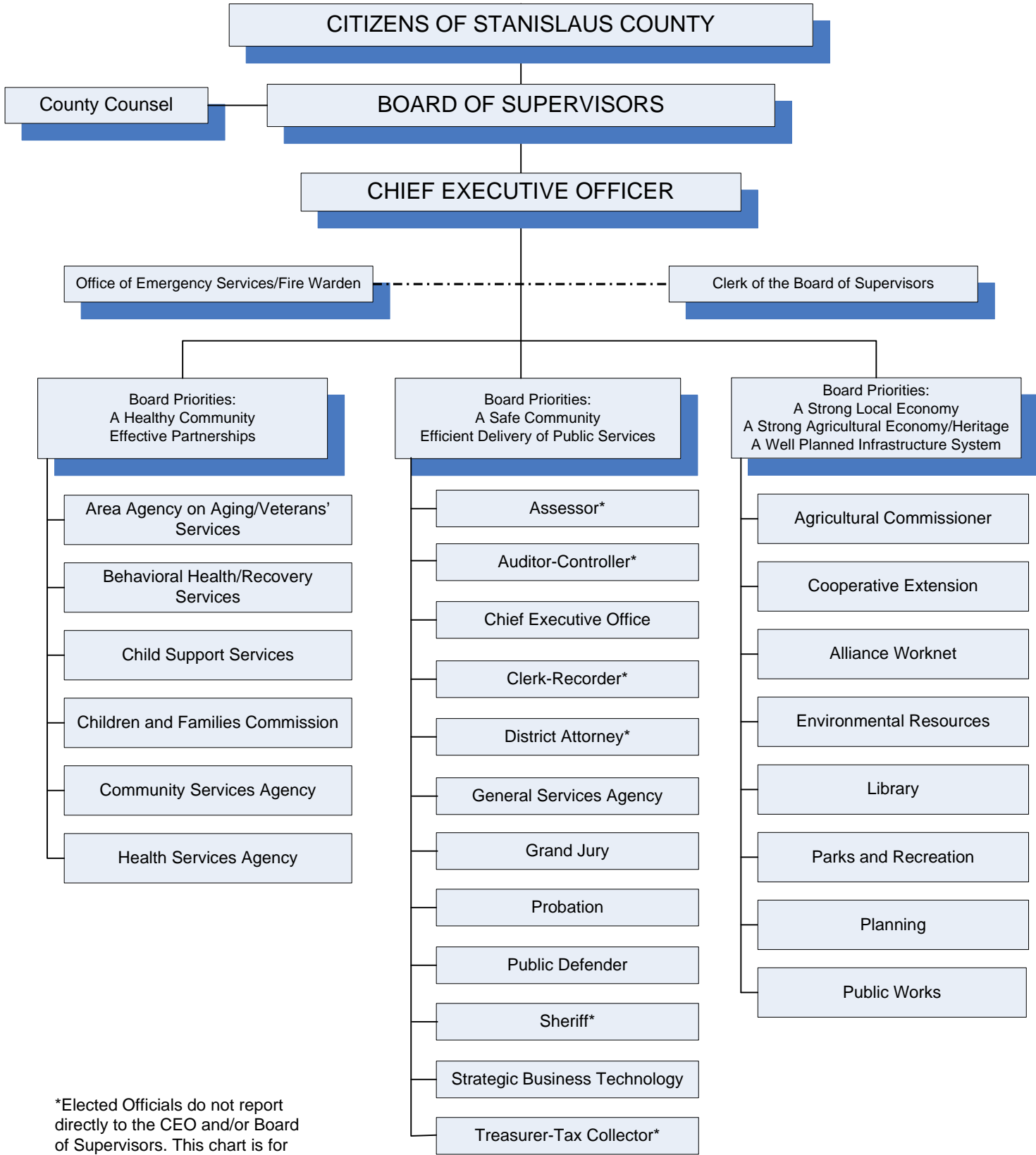
STANISLAUS COUNTY SUPERVISORIAL DISTRICTS

- District 1 WILLIAM O'BRIEN
- District 2 VITO CHIESA
- District 3 TERRY WITHROW
- District 4 DICK MONTEITH
- District 5 JIM DE MARTINI



★ INCORPORATED CITIES
● UNINCORPORATED COMMUNITIES

STANISLAUS COUNTY ORGANIZATIONAL CHART



*Elected Officials do not report directly to the CEO and/or Board of Supervisors. This chart is for budget purposes.
Revised March 2012

SUMMARY OF BOARD PRIORITIES AND GOALS

BOARD PRIORITY	GOALS
A Safe Community	<ol style="list-style-type: none"> 1. Demonstrate responsiveness to reported trends in criminal activity 2. Improve the effectiveness and efficiency of the criminal justice system 3. Ensure local and regional disaster preparedness 4. Reduce pet overpopulation 5. Promote public awareness
A Healthy Community	<ol style="list-style-type: none"> 1. Promote and provide access to services that support continued health, self-sufficiency, accountability, protection and independence based upon available funding and current regulations.
A Strong Local Economy	<ol style="list-style-type: none"> 1. Facilitate job creation 2. Promote an attractive regional environment 3. Promote adequate/affordable housing
Effective Partnerships	<ol style="list-style-type: none"> 1. Explore, identify and evaluate opportunities for effective partnerships 2. Recognize and promote the value of partnerships to the community
A Strong Agricultural Economy/Heritage	<ol style="list-style-type: none"> 1. Support and promote agricultural products, education, technology and innovation 2. Protect agriculture resources 3. Manage threats to agriculture
A Well Planned Infrastructure System	<ol style="list-style-type: none"> 1. Ensure reliable water sources—quality and quantity 2. Improve transportation circulation 3. Promote effective solid waste disposal 4. Develop a comprehensive flood control strategy
Efficient Delivery of Public Services	<ol style="list-style-type: none"> 1. Improve customer satisfaction 2. Increase e-government services and transactions 3. Improve the efficiency of County government processes 4. Improve energy efficiency

Effective Partnerships

The Stanislaus County Board of Supervisors is committed to building strong relationships with local, regional and federal partners. To best serve the community, Stanislaus County departments have found innovative ways to utilize partnerships to leverage resources and expand services to the public.

The goals and measures for this Board of Supervisors priority were developed by a cross-functional group of departments who have a primary role in supporting the other six Board of Supervisors priorities.

The Effective Partnerships team is comprised of the Auditor-Controller, Chief Executive Office – Office of Emergency Services, Child Support Services, Community Services Agency, Environmental Resources, Library and Parks and Recreation. All Departments are key partners in meeting the expected outcomes of the Effective Partnerships priority.

The primary focus of this priority team is the Stanislaus County Board of Supervisors' Effective Partnership Recognition. The first annual Stanislaus County Board of Supervisors Effective Partnership Award was presented at the Board of Supervisors' meeting on September 29, 2009. Since that time, the recognition award has been presented to six departmental partnerships:

- ◆ The Parks Department's Empire Regional Water Safety Training Center
- ◆ Children and Families Commission's Family Resource Center/Child Abuse Prevention Project
- ◆ The Department of Environmental Resources' Stanislaus County Food Processing By-Product Use program
- ◆ The Chief Executive Office Employee Mentor program
- ◆ Child Support Services Probation project
- ◆ The Latino Emergency Council

Andrew Carnegie once said that *"Teamwork is the ability to work together toward a common vision, the ability to direct individual accomplishments toward organizational objectives. It is the fuel that allows common people to attain uncommon results."*

The names of the winning partnerships will join previous winners on the plaque located in the Board of Supervisors Chambers foyer and will serve as a longstanding testament to the outstanding efforts and "uncommon results" of Stanislaus County employees and their partners.



“Effective Partnerships for a Stronger Community”

Each year, the Board of Supervisors recognizes two outstanding departmental partnerships chosen by the Effective Partnership Recognition Committee. This committee is comprised of Stanislaus County Supervisor Dick Monteith, Keyes Municipal Advisory Council (MAC) member Jeff Reed, Tish Foley from the City of Modesto and Bill Zoslocki, business/community member.

This year, the Community Services Agency (CSA) has been chosen in the category recognizing partnerships with non-governmental agencies/organizations. In late 2010, a group of concerned citizens from the business and faith community approached Supervisor Bill O'Brien to strategize how to prevent the closure of clean and sober living facilities for women and children who were involved in the Child Protective Services System. Due to budget reductions, the Community Services Agency had eliminated Child Welfare funding to clean and sober living facilities as it was not a mandate, although recognized as an essential service for women in substance abuse recovery.

These concerned citizens were committed to providing a community based response to provide Clean and Sober Living services through the use of privately donated funds to leverage unused State funds to save and enhance the level of programs in the community without a negative impact to the County's General Fund. A staff team was developed from the Chief Executive Office, Community Services Agency and County Counsel to work with community members on this effort. Valley Recovery Resources was formed, and through the efforts of this nonprofit organization, the County was able to draw down \$3.1 million in State and Federal funding. As a result, clean and sober living services have been provided for substance abuse treatment services, counseling and parenting programs for families at high risk of abuse or neglect. Since Valley Recovery Resources was established, 193 women and 187 children have received services. This partnership is unique, with business and faith leaders teaming with local government and child welfare services to support children and families impacted by substance abuse.

The Public Works – Geographic Information Systems (GIS) program has been chosen in the inter-governmental partnership category. The formation of GIS Central was approved by the Board of Supervisors in March 2008. The vision was to develop the County's GIS system into a dynamic tool that would provide useful information to other County departments, cities, and the general public. By providing access to a single system, redundancy is eliminated and efficiency and customer satisfaction are increased. GIS Central provides services to the cities of Modesto, Newman, Turlock, Ceres, and Oakdale. The availability of GIS e-government services extends to citizens outside of government operations as well. The GIS internet site provides a wealth of information on land parcels, recorded maps, bridge weight loads and more. GIS Central strives to be the best by collaborating with County departments and other agencies in terms of data acquisition, data maintenance, support, data sharing and the provision of a central location for all GIS needs in this County.



CHIEF EXECUTIVE OFFICE

Stan Risen
Interim Chief Executive Officer

Patricia Hill Thomas
**Chief Operations Officer/
Assistant Executive Officer**

Keith D. Boggs
Assistant Executive Officer

1010 10th Street, Suite 6800, Modesto, CA 95354
Post Office Box 3404, Modesto, CA 95353-3404

Phone: 209.525.6333 Fax 209.544.6226

September 10, 2013

Supervisor Vito Chiesa, Chairman
Supervisor William O'Brien
Supervisor Terry Withrow
Supervisor Dick Monteith
Supervisor Jim DeMartini

Dear Supervisors,

*“...a county that is respected for its service in the community
and is known as the best in America”*

Stanislaus County Vision Statement

Committed to a Purpose

It has been the tradition for several years now to weave meaningful quotes into the County's Budget Message. As I sat down to draft this message, the quote that kept coming to mind is our County vision statement. Many of our current County employees may not even be aware of this vision statement that was established over a decade ago, although many may be familiar with our closely related motto, "Striving to be the best."

Our vision is one of the things I've held onto tightly through all the changes we have experienced over the past five years. We have lost great leaders in Chief Executive Officers Monica Nino, and Richard Robinson before her, but our County leadership team is stable, focused and extremely talented. We are fortunate to have a Board of Supervisors who work well together and are committed to the success of the organization and service to our community.

Our vision has substance. I encourage each of our employees to look at this vision in a fresh way every day. Together, let's ask ourselves what we can do to help our County to be the best in America. Sometimes you'll find that answer in innovation, and sometimes you'll find that answer in a small, random act of kindness provided to a client or fellow employee. And as we pursue this ideal, not only does our organization become greater, but our personal satisfaction grows as well.

This is what I see in the work of our employees every day. I see a commitment and passion for the organization which cannot be manufactured. And while “striving to be the best” is an ideal we may never reach, it causes us to stretch toward something greater. It’s about the journey we take through life.

I am genuinely humbled to take the helm as Interim Chief Executive Officer. While I do not know what the future holds, I do know this - our County has weathered a tremendous storm and the ship is steady and getting stronger every day. This is due in great part to the tremendous employees of this organization. Their dedication, focus and commitment through these challenging times have revealed the strength of their character. Together, we will continue our journey toward being “respected for our service in the community” as we strive to become one of the best counties in America.

I am pleased the financial state of our County is showing modest signs of improvement. In the following pages we will examine a number of elements in this Final Budget document that speak to our financial status and the outlook for our future.

External Assessment/Issues

Economic Outlook:

Regional economists are projecting a “sluggish” recovery in the Central Valley for 2013. The Bay Area and San Jose are expected to surpass the national economic recovery in 2013 and job growth is expected to move inland to the Sacramento and Stockton Metropolitan Statistical Areas in 2014. We are hopeful we will see improvements in Stanislaus County during this period.

The unemployment rate in Stanislaus County has decreased significantly since its recent highs in 2010. However, we continue to face the challenges of an unemployment rate higher than the State and nearly double the national average for unemployment. Stanislaus County’s recent unemployment trends are:

<u>Month</u>	<u>County Unemployment Rate</u>	<u>National Unemployment Rate</u>
June 2013	12.7%	7.8%
May	12.1%	7.6%
April	13.3%	7.5%
March	14.6%	7.6%

On a positive note, median home prices and sales tax revenues are inching up slightly, and for the first time in four years County assessed property tax values increased. Property tax and sales tax are two of the biggest discretionary revenue sources for the County’s General Fund and even mild growth is welcomed in these areas where we have experienced significant decreases as a result of the recession.

State Impacts:

The State budget has consistently been a source of uncertainty and pain for the County since the early 1990s. Cuts to local funds and the taking and shifting of funds have wreaked havoc on local government budgets. The State's "borrowing" of local property taxes several times over the past ten years challenged counties to fill the multi-million dollar gaps created by the State's actions or reduce important programs and services. Also, the State's strategy of slashing funding to counties in order to balance the State budget was commonly used. However, the adverse effects of the State budget climate appear to have momentarily changed as a result of voter action in the fall of 2012.

The State had built up nearly \$35 billion of short-term debt, which Governor Brown referred to as a "wall of debt" when he called for a tax initiative to raise revenue for State coffers. The Governor's Proposition 30 initiative was passed by the voters in the fall of 2012. The proposition increases sales taxes by .25% for four years and personal income tax for seven years on those who earn more than \$250,000 per year. The initiative primarily raises funds for education, but appears to have prevented significant additional budget cuts for counties. In January 2013, the Governor submitted a balanced budget proposal including the new revenue and called upon the legislature to exercise fiscal restraint as new revenue was beginning to come in to the State. Since the adoption of the County's Proposed Budget, the State Controller has reported the total revenues for the State's fiscal year ending June, 2013 at \$100.1 billion, topping budget estimates by \$2 billion. This continues to underscore the call of the Governor for fiscal prudence in the State legislature and helps prevent the State from making cuts to county budgets. However, there is still a significant fiscal threat to counties in the State budget, primarily in the implementation of the State's Medi-Cal Expansion and Health Care Reform, and its potential impact on county budgets as well as the criminal justice realignment entering its third year in 2013-2014.

Realignment:

Public Safety Realignment began in October 2011, as the State passed historic legislation to decrease the number of offenders in State prisons. Under Realignment, low-level offenders that are newly convicted are no longer sentenced to State prison; instead, they are sentenced to serve time in County jail. Overall, the diversion of low-level offenders and parole violators to county jails has decreased the State prison population by 17%.

With the shifting of State prisoners to counties, came a shift of revenue to counties. Unfortunately, Stanislaus County was on the unfavorable end of a multi-year funding formula for Realignment. For example, Stanislaus County in September 2012 was receiving an allocation per offender of \$9,447 versus Contra Costa County at \$31,461 per offender. County staff continues to advocate a change in the funding methodology as well as seeks to influence any methodologies that impact new Realignment funding sources.

Health and Human Services:

We continue to see a significant growth in the health and human services departments. Stanislaus County has historically experienced unemployment running twice the national average, higher than average poverty and more than one-third of our residents on some form of public assistance. We have experienced significant program expansion in our Community Services Agency as State and Federal funds are used for hiring additional staff to support programs.

Health Care Reform and State health changes will materially impact the County. There are two key dates which are quickly arriving; on October 1, 2013, Medi-Cal eligibility changes will take place statewide and on January 1, 2014, the Medi-Cal expansion will become operative.

There are many variables in play with this subject and the County has the added challenge of not just being an employer who must implement the plan, but also as a health provider for tens of thousands of patients. The final impacts of Health Care Reform are not yet known and we view this topic as a significant challenge for the organization. The Governor indicated in his May Revise Budget document that the State will begin recouping health savings from local government 1991 Realignment funds as soon as January 2014. Since the Adopted Proposed Budget, it has been confirmed that the Governor is targeting recoupment of \$300 million of healthcare savings for Fiscal Year 2013-2014, \$900 million for 2014-2015 and \$1.3 billion for 2015-2016. Counties have the ability to decide between two methodologies for calculating savings that will go to the State.

Budget Outlook & Strategy

The 2013-2014 Recommended Final Budget reflects \$1,042,987,731 in appropriations and \$1,005,839,769 in revenue. This compares to the 2013-2014 Adopted Proposed Budget which totaled \$1,010,298,044 in appropriations and \$989,027,163 in revenue. The Recommended Final Budget is focused on various strategies including maintaining core services for the public and cost containment. County departments were issued the same net county cost as in the prior fiscal year with an adjustment for any one-time funding. This approach will require departments to absorb increases in retirement costs, utilities, services and supplies and more.

This year's budget is impacted by two major areas in particular: Roads and Bridges with the inclusion of \$44 million for two significant road projects (Kiernan Interchange and Claribel Road Widening Project) and more than \$46 million of increases in our Community Services Agency (CSA). These two areas alone constitute \$90 million of budget growth. The increases in the CSA budget come with corresponding State and Federal revenue for various social services programs. The Kiernan/State Route 99 Interchange and the Claribel Road Widening were budgeted at \$49 million in last year's budget. Bids for the Kiernan project have come in \$5 million less than projected, thus accounting for the \$44 million in this year's Adopted Proposed Budget.

Discretionary Revenue is projected to increase by 4% or \$6 million when compared to the Fiscal Year 2012-2013 Budget as adjusted for one-time revenue. This number reflects a 4% increase of property tax revenue in contrast to the cumulative drop of approximately 22% in the assessment roll over the past five years. We also project nearly a 9% increase in forecasted Sales and Use Tax revenue over Fiscal Year 2012-2013 actuals.

The County will be using fund balance and retained earnings in several areas to balance the Final Budget. The General Fund portion of the Final Budget at \$257 million is balanced through the use of \$6.6 million in Unassigned Fund Balance and \$14.8 million of department carryover funds. Special Revenue funds will be using \$10.3 million of fund balance in their \$628 million budget and Enterprise Funds will be using \$4.7 million of retained earnings to balance their \$67 million budget. Internal Service Funds will use \$1.2 million of retained earnings to balance their nearly \$91 million budget.

Staffing includes an overall increase in the position allocation count of 23 positions from the 2013-2014 Adopted Proposed Budget; this includes 10 positions added through separate agenda items: one for the Public Safety Center AB900 Phase II/Jail Expansion Project and nine for the Community Corrections Partnership Plan. The position allocation will increase 13 positions as recommended in the 2013-2014 Recommended Final Budget. Community Services Agency is requesting to increase their allocation by 28 positions, with 27 as a result of direct and indirect impact of the Health Care Reform. Due to Medi-Cal expansion programs legislated by the State of California reducing the indigent population an estimated 85%, the Health Services Agency requests a transfer of 13 positions to CSA to shift the workload from the Indigent Health Care Program (IHCP), as well as the deletion of eight positions between January - April 2014. One of the positions being deleted is currently filled, which will result in a Reduction-in-Force effective January 11, 2014. This leaves 10 positions remaining in IHCP to service the smaller indigent population.

The County has used a combination of reductions in force coupled with changes in compensation and benefits structure over the past five years as a cost cutting and cost containment strategy. The County had a high of more than 4,600 allocated positions in the 2007-2008 Fiscal Year and decreased this by nearly 1,000 positions over the next four years. The County also implemented salary cost deductions, furlough days, increased the employee share of health insurance costs in the 2010-2011 Fiscal Year and employee salary deductions of 6% in the 2012-2013 Fiscal Year. These types of actions helped the County maintain fiscal stability and affirm its credit rating with Moody's in 2012 at an A1 with an outlook of stable. In 2012, the County also increased its Standard & Poor's rating up to an A+ with a stable outlook, even while during the same period rating agencies downgraded 580 municipal ratings. Since the Adopted Proposed Budget, the Board of Supervisors approved a 1% restoration of the current 6% salary deduction and a corresponding reduction of eight hours of Special Accrued Leave Time (SALT) for County employees. It is estimated the restoration will have an

impact of \$2.8 million in expense to all funds and \$1 million in additional cost to the General Fund.

Employer retirement costs continue to be a significant exposure and on March 5, 2013, the Board of Supervisors approved a Fiscal Year 2013-2014 employer retirement contribution increase averaging 16% over Fiscal Year 2012-2013 rates. This will be an increase of \$3.3 million in the current fiscal year.

As the organization moves forward with financial recovery, a central goal is to begin to build back reserves to the level they were prior to the economy's downturn in order to maintain structural fiscal strength through the ups and downs of local government funding, which is sure to continue into the future. This action will reinforce the Board of Supervisors policy of maintaining a Contingency Reserve of 8% of the three-year average Discretionary Revenue budget. Replenishing the fund balance is vitally important to help the County during economic downturns or unforeseen financial challenges in the future.

Looking Forward

County leadership continues to implement a multi-year budget strategy. One of the elements of the strategy involves paying down debt early in order to create capacity for future cost exposures, even as far out as the 2017-2018 Budget Year. Since the Adopted Proposed Budget, on July 16, 2013, the Board authorized the refinancing of the 2004 Series A Certificates of Participation (COP) for the Gallo Center for the Arts and the 2004 Series B for the 12th Street Office and Parking Garage and the Salida Library. This type of planning allows us to most effectively allocate taxpayer dollars, prepare for economic downturns or unexpected expenses and to also be prepared for capital needs or program expansions.

With contracts for all 12 County Labor Associations scheduled to expire June 30, 2014, the County will need to start to prepare for negotiations in late 2013 and start meeting with labor associations in early 2014. Because of the number of groups, it is anticipated labor negotiations will last into the start of the Fiscal Year 2014-2015.

Health program funding is anticipated to continue as a challenge for the County's General Fund. Our medical self-insurance program has effectively reduced cost increases compared to the retail market, yet organizational expenses are still trending higher than originally anticipated and projected to grow annually. Also, the future financial impact on the County as a health provider working under Health Care Reform is unclear and we need to be prepared for possible financial exposures. Growth of social services programs, and the County's responsibility for them, continues to be a challenge and we anticipate this continuing into the future. We have seen significant budget increases in social services over the past several budget cycles and we are closely watching any State and Federal action in these areas.

The annual \$11.4 million payment of the County's Pension Obligation Bond will be retired after Fiscal Year 2013-2014. Strategically, this will free up these funds for other County obligations in the 2014-2015 Budget Year and beyond. However, we are anticipating more cost increases in the County's pension program in future years and consider this a future challenge for which to prepare.

We are actively underway on a number of construction projects. The old Honor Farm on Grayson Road was closed on August 1, 2013 and the new Honor Farm Replacement Facility will be dedicated on September 10th and occupied immediately thereafter. Significant work continues on the AB 900 Phase II major jail expansion which includes 384 new maximum security beds, a 72 bed Medical Mental Health Facility and an Intake Release and Detention Administration Facility all projected to be completed in 2016-2017.

Conclusion

"...a county that is respected for its service in the community and is known as the best in America"

Collectively, I call on all of our County staff to move into the future committed to this purpose. It remains a fundamental core of this organization and lays the framework for what we do. It channels passion and fosters excellence.

Our future looks stronger each day and we must remain committed to our values and stay true to this foundation as we strive to serve and gain the respect of our community each day.

Respectfully,



Stan Risen
Interim Chief Executive Officer



2013-2014 Recommended Final Budget Financial Overview of Appropriations by Department

Department					Recommended	
	General Fund	Special Revenue Funds	Capital Projects Funds	Enterprise Funds	Internal Services Funds	2013-2014 Final Budget Total
Area Agency on Aging/Veterans' Services	\$ 348,483	\$ 3,290,676	\$ -	\$ -	\$ -	\$ 3,639,159
Agricultural Commissioner	4,966,014	-	-	-	-	4,966,014
Alliance Worknet	-	18,237,019	-	-	-	18,237,019
Assessor	5,719,454	-	-	-	-	5,719,454
Auditor-Controller	4,056,825	-	-	-	-	4,056,825
Behavioral Health and Recovery Services	-	82,832,312	-	-	-	82,832,312
Board of Supervisors	1,051,615	-	-	-	-	1,051,615
Chief Executive Office	8,333,518	-	-	-	-	8,333,518
Chief Executive Office- Capital Projects	-	-	731,898	-	-	731,898
Chief Executive Office-County Operations	76,404,738	448,005	-	-	-	76,852,743
Chief Executive Office-Office of Emergency Services/Fire Warden	1,917,374	3,033,793	-	-	-	4,951,167
Chief Executive Office- Risk Management Self-Insurance Funds	-	-	-	-	68,161,938	68,161,938
Child Support Services	-	16,125,939	-	-	-	16,125,939
Children and Families Commission	-	7,515,250	-	-	-	7,515,250
Clerk-Recorder	6,130,327	2,470,845	-	-	-	8,601,172
Community Services Agency	-	305,768,411	-	-	-	305,768,411
Cooperative Extension	406,589	23,315	-	-	-	429,904
County Counsel	2,350,910	-	-	-	-	2,350,910
District Attorney	13,715,620	2,011,189	-	-	-	15,726,809
Environmental Resources	-	10,941,722	-	10,540,835	-	21,482,557
General Services Agency	596,027	40,796	-	-	12,516,324	13,153,147
Grand Jury	145,947	-	-	-	-	145,947
Health Services Agency	-	44,395,577	-	45,289,068	-	89,684,645
Integrated Criminal Justice Information System (ICJIS)	-	-	-	-	868,300	868,300
Library	-	9,314,343	-	-	-	9,314,343
Parks and Recreation	4,916,288	151,335	-	-	-	5,067,623
Planning & Community Development	1,915,456	5,861,650	-	-	-	7,777,106
Probation	26,784,845	21,873,228	-	-	-	48,658,073
Public Defender	9,069,680	-	-	-	-	9,069,680
Public Works	-	86,123,081	-	9,571,371	4,063,228	99,757,680
Sheriff	84,408,540	7,177,367	-	1,773,630	-	93,359,537
Strategic Business Technology	-	-	-	-	5,233,992	5,233,992
Treasurer Tax-Collector	3,363,044	-	-	-	-	3,363,044
Totals by Fund	\$ 256,601,294	\$ 627,635,853	\$ 731,898	\$ 67,174,904	\$ 90,843,782	\$ 1,042,987,731



2013-2014 Recommended Final Budget Changes in Appropriations by Department

Department	Adopted 2013-2014 Proposed Budget	Recommended 2013-2014 Final Budget Adjustments	Recommended 2013-2014 Final Budget
Area Agency on Aging/Veterans' Services	\$ 3,594,462	\$ 44,697	\$ 3,639,159
Agricultural Commissioner	3,957,885	1,008,129	4,966,014
Alliance Worknet	16,637,447	1,599,572	18,237,019
Assessor	5,669,364	50,090	5,719,454
Auditor-Controller	3,625,114	431,711	4,056,825
Behavioral Health and Recovery Services	82,702,735	129,577	82,832,312
Board of Supervisors	927,873	123,742	1,051,615
Chief Executive Office	6,651,896	1,681,622	8,333,518
CEO-Capital Projects	731,898	-	731,898
CEO-County Operations	76,549,627	303,116	76,852,743
CEO-Office of Emergency Services/Fire Warden	4,617,073	334,094	4,951,167
CEO-Risk Management Self-Insurance Funds	68,161,938	-	68,161,938
Child Support Services	16,125,939	-	16,125,939
Children and Families Commission	7,515,250	-	7,515,250
Clerk-Recorder	8,431,443	169,729	8,601,172
Community Services Agency	299,775,889	5,992,522	305,768,411
Cooperative Extension	382,977	46,927	429,904
County Counsel	2,012,521	338,389	2,350,910
District Attorney	14,788,969	937,840	15,726,809
Environmental Resources	21,123,967	358,590	21,482,557
General Services Agency	13,025,228	127,919	13,153,147
Grand Jury	145,947	-	145,947
Health Services Agency	89,728,481	(43,836)	89,684,645
Integrated Criminal Justice Information System (ICJIS)	868,300	-	868,300
Library	9,314,343	-	9,314,343
Parks and Recreation	4,526,945	540,678	5,067,623
Planning & Community Development	7,012,992	764,114	7,777,106
Probation	41,242,760	7,415,313	48,658,073
Public Defender	8,463,895	605,785	9,069,680
Public Works	98,937,680	820,000	99,757,680
Sheriff	85,114,893	8,244,644	93,359,537
Strategic Business Technology	5,202,533	31,459	5,233,992
Treasurer Tax-Collector	2,729,780	633,264	3,363,044
Totals by Fund	\$ 1,010,298,044	\$ 32,689,687	\$ 1,042,987,731



Table of Contents



TABLE OF CONTENTS

Board of Supervisors	1
Supervisory District Map	2
County Organizational Chart	3
Summary of Board Priorities and Goals.....	4
Effective Partnerships.....	5
Budget Message.....	7
Financial Overview of Appropriations by Department.....	14
Changes in Appropriations by Department.....	15
TABLE OF CONTENTS	16
EXECUTIVE SUMMARY	
Introduction.....	25
Recommended Final Budget by Fund	25
Recommended Final Budget by Priority	30
Staffing Levels.....	31
Ongoing Challenges and Opportunities.....	31
Conclusion.....	32
Next Steps.....	33
Community Profile	34
FINANCIAL POLICIES AND SCHEDULES	
Budget Process and Financial Policies.....	40
Budget Amendment Process and Fund Balance Policy.....	42
Financial Overview by Priority	43
Financial Overview by Fund	44
Net County Cost Schedule	45
Fund Balance Report.....	49
General Fund - Classification of Fund Balance	53
Classification of Fund Balance Report.....	55
Discretionary Revenue	56
Other Major Revenue Sources	65
Debt Service	68
Three Year Budget Summary	70
General Fund Long Range Summary	73
Capital Improvement Plan	76
What is a Schedule 9?.....	78
<u>A Safe Community</u>	
Introduction.....	79
Fiscal Year 2013-2014 Issues	80
Pie Chart of Departments in Priority Area.....	81

Graph of Five Year Comparison of Appropriations	81
Summary of Budget Appropriations (Lead Sheet)	82
CHIEF EXECUTIVE OFFICE	
Accomplishments and Objectives	84
Office of Emergency Services/Fire Warden	86
Office of Emergency Services Homeland Security Grants	90
County Fire Service Fund	92
CEO-CAPITAL PROJECTS FUND	
Courthouse Construction Fund	94
Criminal Justice Facilities Fund	96
CEO-COUNTY OPERATIONS	
County Court Funding.....	98
Department of Justice Drug and Alcohol	100
DNA Identification Fund Prop 69	102
Jail Medical Program	104
DISTRICT ATTORNEY	
Organizational Chart.....	106
Accomplishments and Objectives	107
Criminal Division	109
Arson Task Force	113
Auto Insurance Fraud Prosecution	115
Consumer Fraud Prosecution Program	117
Criminal Division Asset Forfeiture.....	119
Elder Abuse Advocacy and Outreach.....	121
Federal Asset Forfeiture	123
Office of Traffic Safety Impaired Driver Vertical Prosecution Program	125
Real Estate Fraud Prosecution.....	128
Rural Crimes Prevention Program.....	130
Unserved/Underserved Victims Advocacy and Outreach Program.....	132
Vertical Prosecution Block Grant	134
Victim Compensation and Government Claims	136
Victim Services Program	138
GRAND JURY	141
INTEGRATED CRIMINAL JUSTICE INFORMATION SYSTEM	
Accomplishments and Objectives	143
Integrated Criminal Justice Information System	144
PROBATION	
Organizational Chart.....	146
Accomplishments and Objectives	147
Administration.....	148

Community Corrections Partnership	150
Corrections Performance Incentive Fund	152
Field Services	154
Institutional Services	156
Juvenile Accountability Block Grant	158
Juvenile Commitment Facility	160
Juvenile Justice Crime Prevention Act	162
Local Community Corrections	164
Ward Welfare Fund	167
Youthful Offender Block Grant	169

PUBLIC DEFENDER

Organizational Chart	171
Accomplishments and Objectives	172
Public Defender	173
Indigent Defense	176

SHERIFF

Organizational Chart	178
Accomplishments and Objectives	179
Administration	181
CAL ID Program	184
CAL-MMET Program	186
Civil Process Fee	188
Contract Cities	190
Court Security	194
Dedicated Funds	196
Detention	198
Driver Training Program	201
Jail Commissary/Inmate Welfare	203
Justice Assistance Grant	205
Operations	207
Vehicle Theft Unit	210

A Healthy Community

Introduction	212
Fiscal Year 2013-2014 Issues	213
Pie Chart of Departments in Priority Area	215
Graph of Five Year Comparison of Appropriations	215
Summary of Budget Appropriations (Lead Sheet)	216

AREA AGENCY ON AGING

Organizational Chart	218
Accomplishments and Objectives	219
Area Agency on Aging	221

Veterans' Services.....	225
BEHAVIORAL HEALTH AND RECOVERY SERVICES	
Organizational Chart.....	228
Accomplishments and Objectives.....	229
Behavioral Health and Recovery Services.....	231
Alcohol and Drug Program	235
Managed Care.....	238
Mental Health Services Act.....	242
Public Guardian	245
Stanislaus Recovery Center	248
CHILD SUPPORT SERVICES	
Organizational Chart.....	251
Accomplishments and Objectives.....	252
Child Support Services	253
CHILDREN AND FAMILIES COMMISSION	
Organizational Chart.....	257
Accomplishments and Objectives	258
Children and Families Commission	259
COMMUNITY SERVICES AGENCY	
Organizational Chart.....	261
Accomplishments and Objectives.....	262
Services and Support	264
County Children's Fund	277
General Assistance	279
IHSS Public Authority-Administration.....	282
IHSS Public Authority-Benefits	284
IHSS Provider Wages.....	287
Integrated Children's Services.....	290
Public Economic Assistance.....	293
Seriously Emotionally Disturbed Children.....	299
HEALTH SERVICES AGENCY	
Organizational Chart.....	301
Accomplishments and Objectives.....	302
Administration.....	304
Clinics and Ancillary Services.....	306
Emergency Medical Services Discretionary Fund.....	310
Indigent Health Care Program (IHCP)	312
IHCP-California Healthcare for Indigents Program	318
IHCP-Emergency Medical Services Hospital.....	320
IHCP-Emergency Medical Services Physicians.....	322
Public Health	324
Public Health Vital and Health Statistics	327

A Strong Local Economy

Introduction.....	329
Fiscal Year 2013-2014 Issues	329
Pie Chart of Departments in Priority Area	331
Graph of Five Year Comparison of Appropriations	331
Summary of Budget Appropriations (Lead Sheet)	332
ALLIANCE WORKNET	
Organizational Chart.....	333
Accomplishments and Objectives	334
Alliance Worknet.....	335
StanWORKs	338
CHIEF EXECUTIVE OFFICE—ECONOMIC DEVELOPMENT BANK	
Economic Development Bank.....	340
LIBRARY	
Organizational Chart.....	342
Accomplishments and Objectives	343
Library	344

A Strong Agricultural Economy/Heritage

Introduction.....	348
Fiscal Year 2013-2014 Issues	348
Pie Chart of Departments in Priority Area	350
Graph of Five Year Comparison of Appropriations	350
Summary of Budget Appropriations (Lead Sheet)	351
AGRICULTURAL COMMISSIONER	
Organizational Chart.....	352
Accomplishments and Objectives	353
Agricultural Commissioner.....	354
UNIVERSITY OF CALIFORNIA COOPERATIVE EXTENSION	
Organizational Chart.....	357
Accomplishments and Objectives	358
University of California Cooperative Extension.....	360
UC Cooperative Extension Farm and Home Advisors Research Trust.....	363

A Well Planned Infrastructure System

Introduction.....	365
Fiscal Year 2013-2014 Issues	365
Pie Chart of Departments in Priority Area.....	367
Graph of Five Year Comparison of Appropriations	367
Summary of Budget Appropriations (Lead Sheet)	368

ENVIRONMENTAL RESOURCES

Organizational Chart.....	370
Accomplishments and Objectives	371
Environmental Resources.....	373
AB 939/Source Reduction and Recycle.....	376
Abandoned Vehicle Abatement	379
Beverage Container Recycling	381
Disclosure Program.....	384
E-Waste Collection Facility.....	386
Fink Road Landfill.....	388
Food Processing By-Products	391
Geer Road Landfill.....	393
Household Hazardous Waste	395
Trust Fund	397
Underground Storage Tank Pilot Program.....	399
Used Oil Recycling	401
Vehicle Registration Fee Surcharge	403
Waste Tire Enforcement Grant.....	405
Waste-to-Energy.....	407

PARKS AND RECREATION

Organizational Chart.....	409
Accomplishments and Objectives	410
Parks and Recreation	412
Fish and Wildlife	415
Modesto Reservoir Patrol	417
Off-Highway Vehicle Fund.....	419
Parks Master Plan	421
Regional Water Safety Training Center	423
Tuolumne River Regional Park.....	425

PLANNING AND COMMUNITY DEVELOPMENT

Organizational Chart.....	427
Accomplishments and Objectives	428
Planning and Community Development.....	430
Building Permits.....	432
Dangerous Building Abatement.....	434
General Plan Maintenance	436

Redevelopment Agency.....	438
Redevelopment Agency-Housing Set Aside	440
Salida Planning Efforts	442
Special Revenue Grants.....	444
Successor Housing Agency.....	447

PUBLIC WORKS

Organizational Chart.....	449
Accomplishments and Objectives	450
Administration.....	451
Engineering	453
Local Transit System	456
Morgan Shop.....	459
Road and Bridge.....	462

Efficient Delivery of Public Services

Introduction.....	466
Fiscal Year 2013-2014 Issues	467
Pie Chart of Departments in Priority Area	470
Graph of Five Year Comparison of Appropriations	470
Summary of Budget Appropriations (Lead Sheet)	471

ASSESSOR

Organizational Chart.....	473
Accomplishments and Objectives	474
Assessor.....	475

AUDITOR-CONTROLLER

Organizational Chart.....	478
Accomplishments and Objectives	479
Auditor-Controller	480

BOARD OF SUPERVISORS

Accomplishments and Objectives	483
Board of Supervisors	484

CHIEF EXECUTIVE OFFICE

Organizational Chart.....	487
Accomplishments and Objectives	488
Operations and Services	490
Accomplishments and Objectives	493
Risk Management Division	494

CEO-COUNTY OPERATIONS

Airport.....	496
--------------	-----

Appropriations for Contingencies.....	498
Capital Improvement Financing Authority	500
County Facilities	502
Crows Landing Air Facility	504
Debt Service	506
General Fund Contribution to Other Programs	511
General Fund Match—Vehicle License Fee	514
Mandated County Match.....	516
Plant Acquisition	518
 CEO-RISK MANAGEMENT SELF-INSURANCE FUNDS	
Dental Self-Insurance	520
General Liability Self-Insurance	522
Medical Self-Insurance	525
Other Employee Benefits.....	528
Professional Liability Self-Insurance	530
Unemployment Self-Insurance	533
Vision Care Self-Insurance	535
Workers' Compensation Self-Insurance	537
 CLERK-RECORDER	
Organizational Chart.....	540
Accomplishments and Objectives	541
Recorder Division	542
Elections Division	544
Modernization Trust Fund	546
Vital and Health Statistics	548
 COUNTY COUNSEL	
Organizational Chart.....	550
Accomplishments and Objectives	551
County Counsel	553
 GENERAL SERVICES AGENCY	
Organizational Chart.....	556
Accomplishments and Objectives	557
Administration.....	558
Central Services Division.....	560
Facilities Maintenance Division.....	563
Fleet Services Division	566
Purchasing Division	569
12 th Street Office Building	571
Utilities	573
 STRATEGIC BUSINESS TECHNOLOGY	
Organizational Chart.....	575
Accomplishments and Objectives	576

Strategic Business Technology	577
Strategic Business Technology--Telecommunications	581
TREASURER	
Organizational Chart.....	585
Accomplishments and Objectives	586
Admin/Taxes.....	587
Revenue Recovery	589
Treasury Division.....	591
STAFFING REPORTS	
Allocation List--Three Year Comparison	593
Department Position Allocation Report.....	595
Unfunded Vacant Positions	619
SPECIAL DISTRICTS	623
STATE CONTROLLER SCHEDULES	630
GLOSSARY	696
ALPHABETICAL INDEX.....	712



Executive Summary

Executive Summary

INTRODUCTION

The Adopted Proposed Budget for Fiscal Year 2013-2014 was approved by the Board of Supervisors on June 11, 2013. The Recommended Final Budget incorporates recommended changes to the Adopted Proposed Budget as a result of State Budget actions, updated revenue estimates and the year-end closing of the County's financial books and provides Stanislaus County with a balanced spending plan for Fiscal Year 2013-2014. Additional adjustments to the County's budget are routinely made as needed during the year as part of quarterly financial reports presented to the Board, or as separate Board agenda items.

The Adopted Proposed Budget as approved on June 11, 2013 totaled \$1,010,298,044 for all funds. The Recommended Final Budget for all funds in Fiscal Year 2013-2014 increased by \$32,689,687 to a total of \$1,042,987,731. Specifically, increases in appropriations occurred in the following funds: General - \$17,844,291; Special Revenue - \$10,954,609; Enterprise - \$3,601,498 and Internal Services - \$249,289.

Consistent with standard accounting practices, the County's budget is divided into separate financial entities known as "funds." A fund contains a set of accounts that carry out specific activities or attain certain objectives in accordance with special regulations, restrictions or limitations. Governments use these fund entities to segregate their financial resources and demonstrate legal compliance. The County's budget includes three "governmental funds" - General, Special Revenue, and Capital Projects - to account for local government activities. The County also uses two proprietary fund types that are for "business-type" activities - Enterprise and Internal Service funds.

The breakdown of the 2013-2014 Recommended Final Budget between funds is as follows:

Summary of Recommended Final Budget by Fund

Fund Type	Total Recommended Appropriations	Total Recommended Revenue	Fund Balance & One-Time Funding Required
General	\$ 256,601,294	\$ 235,249,701	\$ 21,351,593
Special Revenue	627,635,853	\$ 617,379,734	10,256,119
Capital Projects	731,898	\$ 1,096,000	(364,102)
Enterprise	67,174,904	\$ 62,462,597	4,712,307
Internal Service	90,843,782	\$ 89,651,737	1,192,045
Total	\$ 1,042,987,731	\$ 1,005,839,769	\$ 37,147,962

RECOMMENDED FINAL BUDGET BY FUND

General Fund

The General Fund is used to pay for core services such as public safety, parks and recreation, planning and community development, justice administration, tax assessment and collection, and a host of other vital services. The revenue used to pay for these services comes primarily from local taxes such as property tax and sales tax, franchise fees, charges for services, and a variety of other discretionary sources. Included in the General Fund is the Debt Service budget that provides funding for annual County debt obligations of approximately \$10.4 million. The General Fund for the Recommended Final Budget for Fiscal Year 2013-2014 is \$256,601,294, an increase of \$17,884,291 from the 2013-2014 Adopted Proposed Budget and a decrease from the 2012-2013 Adopted Final Budget of \$2,092,078.

The recommended increase in the General Fund at Final Budget from Adopted Proposed Budget is due to several factors and includes increased funding for Assessor and General Services Agency – Administration for the restoration of the 1% salary deduction, Auditor-Controller for account adjustments, Chief Executive Office – County Facilities for Keyes Community Center repairs, Chief Executive Office – Plant Acquisition for the Honor Farm decommissioning, Chief Executive Office – Risk Management for staffing, Chief Executive Office – Jail Medical for increased costs to the contract, County Counsel for staffing, Sheriff – Contract Cities for a decrease in contract with the City of Riverbank, and an increase for the Sheriff, Probation, Public Defender and District Attorney Departments for Community Corrections Partnership Plan Phase III Implementation.

Departments that achieved savings in appropriations were able to carry forward 100% of their unused net county cost savings balance from Fiscal Years 2009-2010, 2010-2011 and 2011-2012 and 75% of their 2012-2013 net county cost savings. All adjustments are included as part of the Recommended Final Budget. As a result, the Area Agency on Aging-Veterans' Services, Agricultural Commissioner, Auditor-Controller, Board of Supervisors, Chief Executive Office, Clerk-Recorder, Cooperative Extension, District Attorney, Parks and Recreation, Planning and Community Development, Probation, Public Defender, Sheriff, and Treasurer-Tax Collector are receiving increases in appropriations totaling \$14,762,332 to reflect their net county cost savings in Fiscal Year 2012-2013 and prior years.

Many of the departments are using savings for compensation costs to address the increase in retirement charges in 2013-2014 and the restoration of the 1% of the 6% salary reduction. Departments are also strategically setting aside funds for increases in operational costs in 2014-2015 and beyond, including further anticipated increases in retirement charges due to a change in the discount rate. For Fiscal Year 2013-2014, the net county cost savings program is recommended to remain the same, allowing departments to carry over 75% of any year-end savings from the 2013-2014 Fiscal Year.

Department	Savings to Fiscal Year 2012-2013 Final Budget	Savings to Fiscal Year 2013-2014 Final Budget
Area Agency on Agency/Veterans' Services	\$ 6,367	\$ 19,748
Agricultural Commissioner	998,653	1,066,337
Assessor	247,019	-
Auditor-Controller	261,293	396,371
Board of Supervisors	79,703	123,742
Chief Executive Office	2,209,546	1,999,995
Clerk Recorder	309,865	169,729
Cooperative Extension	35,830	48,227
County Counsel	137,059	-
District Attorney	833,512	570,840
Parks and Recreation	519,004	544,993
Planning and Community Development	359,510	403,624
Probation	1,033,640	1,694,133
Public Defender	73,053	240,785
Sheriff	6,115,903	6,850,544
Treasurer/Tax Collector	667,784	633,264
Total	\$ 13,887,741	\$ 14,762,332

Budgets within the General Fund are recommended to be funded by \$79,130,714 in department revenue and \$156,118,987 in discretionary revenue. The General Fund relies on the use of \$21,351,593 in fund balance bringing total funding sources for the General Fund to \$256,601,294.

Discretionary revenue is revenue available to the Board of Supervisors to fund programs as they choose. The majority of discretionary revenue supports funding for public safety and criminal justice services for the Sheriff, Probation Department, District Attorney and Public Defender, as well as

government-related services such as the Chief Executive Office, Assessor and the Agricultural Commissioner. Health and Human Services departments use discretionary revenue to support maintenance of effort requirements to obtain additional revenue for Federal and State supported programs.

Discretionary revenue, established at \$156,118,987 in the 2013-2014 Adopted Proposed Budget remains unchanged and is now included in the Recommended Final Budget. This is an overall increase of slightly under \$9 million when compared to the Fiscal Year 2012-2013 Final Adopted Budget and a \$9.4 million decrease from the Fiscal Year 2012-2013 actual revenue received. The revenue received in Fiscal Year 2012-2013 however included one-time funding for the State's Proposition 1A loan repayment and dissolution of the redevelopment agencies. Absent this one time funding, year-over-year growth of discretionary revenue is projected to increase by 4% or \$6 million when compared to the Fiscal Year 2012-2013 Budget as adjusted at Mid-Year. The projected increase is primarily attributed to increases in property tax and sales related tax revenues.

Property tax revenue has not recovered from several years of decreases, but some recovery is anticipated for the coming fiscal year. With the completion of the Assessed Roll valuation for Fiscal Year 2013-2014, the Assessor announced an increase of 4.94%, in contrast to the cumulative drop of approximately 22% in the assessment roll over the past five years.

For several years, Stanislaus County's population growth resulted in an increase in the overall proportion of the State sales tax pool rate. Due to the recent economic downturn, the County's portion of the overall sales tax pool has been inconsistent, decreasing for two years, increasing in 2010-2011, and then decreasing again in 2011-2012. Sales volume in Stanislaus County for 2012-2013 indicates that the County's portion of the State sales tax pool is up slightly, and will likely experience an increase in Fiscal Year 2013-2014. The actual rate will not be announced by the State until late November 2013 at the earliest. Since the statewide total of the sales tax pool normally exceeds \$2 billion, even the slightest change in the pool rate can have a significant impact on revenue projections.

To date, there is not enough evidence of a significant overall change in discretionary revenue for an adjustment to be made to the estimates stated in the Adopted Proposed Budget. Ongoing analysis will be conducted throughout the upcoming months and any necessary adjustments will be included in the 2013-2014 Mid-Year Financial Report to the Board when a better picture of discretionary revenue sources materializes.

Discretionary Revenue Description	Fiscal Year 2012-2013 Final Budget	Fiscal Year 2012-2013 Actuals	Fiscal Year 2013-2014 Adopted Proposed	Fiscal Year 2013-2014 Recommended Final
Taxes	\$ 101,965,800	\$ 115,165,790	\$ 107,235,192	\$ 107,235,192
Licenses, Permits & Francisies	975,000	987,557	975,000	975,000
Fines, Forfeitures & Penalties	4,000,000	5,827,385	3,120,000	3,120,000
Revenue from Use of Money	1,642,000	2,057,671	2,214,400	2,214,400
Intergovernmental Revenue	35,069,000	37,675,885	37,781,200	37,781,200
Charges for Services	991,347	768,461	1,788,840	1,788,840
Miscellaneous Revenues	-	67,276	70,000	70,000
Other Financing Sources	2,498,054	2,934,338	2,934,355	2,934,355
Total	\$ 147,141,201	\$ 165,484,363	\$ 156,118,987	\$ 156,118,987

The 2013-2014 Recommended Final Budget, assumes the use of \$6.6 million of unassigned fund balance to balance the General Fund budget, up by \$482,314 over the amount assumed in the Adopted Proposed Budget. In addition, \$14.8 million from assigned fund balance is recommended to fund the net county cost savings program.

Special Revenue Funds

Special Revenue Funds are a fund type used to account for the proceeds of specific revenue sources that are legally restricted to expenditures for specific purposes. Special Revenue Funds account for over half of Stanislaus County's budget. Some of the larger Special Revenue Funds include Behavioral Health and Recovery Services, Community Services Agency, Alliance Worknet, Child Support Services, Environmental Resources, Public Works and a variety of other grant programs. The Recommended Final Budget for Special Revenue Funds for Fiscal Year 2013-2014 is \$627,635,853, an increase of

\$10,954,609, from the 2013-2014 Adopted Proposed Budget and also exceeding the 2012-2013 Adopted Final Budget by \$53,464,012.

The increase in Special Revenue Funds is primarily due to increased funding for the Community Services Agency and the Probation Department. The Community Services Agency is receiving funding for increases in StanWORKs programs primarily due to the Health Care Reform. Additionally, the Probation Department is receiving approximately \$5.5 million in funding from the State of California for the Community Corrections Partnership Plan Phase III Implementation.

Budgets within the Special Revenue Funds are funded by \$598,590,114 in department revenue and \$18,789,620 in revenue from the General Fund. Special Revenue Funds also rely on \$10,256,119 of prior year fund balance bringing total funding sources for the fund to \$627,635,853. The Special Revenue Funds began the fiscal year with \$199,752,088 in fund balances and are projected to end the year with fund balances of \$189,495,969.

Capital Projects Funds

The Courthouse Construction Fund and the Criminal Justice Facilities Fund are the two remaining budgets that are currently in the Capital Projects Fund type category. This fund type is typically used to account for financial resources that are used for the acquisition or construction of major capital facilities or to provide facilities for County departments. The Recommended Final Budget for Capital Projects Funds for Fiscal Year 2013-2014 is \$731,898, equal to the level in the 2012-2013 Adopted Proposed Budget, and slightly lower than the 2012-2013 Final Budget by \$60,112 due to the relocation of the Probation Department's Day Reporting Center and the Criminal Justice Facilities Fund no longer contributing to the lease payments.

Budgets within Capital Projects Funds are funded by \$1,096,000 in department revenue contributing \$364,102 to fund balance. The Capital Project Funds began the fiscal year with \$5,394,382 in fund balances and are projected to end the year with fund balances of \$5,758,484.

Enterprise Funds

Enterprise Funds are set up for specific services that are funded directly by fees charged for goods or services. Examples of County Enterprise Funds include the Health Services Agency - Clinics and Ancillary Services, the landfills and the local transit system. The Recommended Final Budget for Enterprise Funds for Fiscal Year 2013-2014 is \$67,174,904, an increase of \$3,601,498 from the 2013-2014 Adopted Proposed Budget, and \$3,550,547 above the 2012-2013 Adopted Final Budget. The increase is attributed to an increase in estimates for the Geer Road Landfill's ongoing State Water Board corrective action for remediation of groundwater contamination and the control of landfill gas.

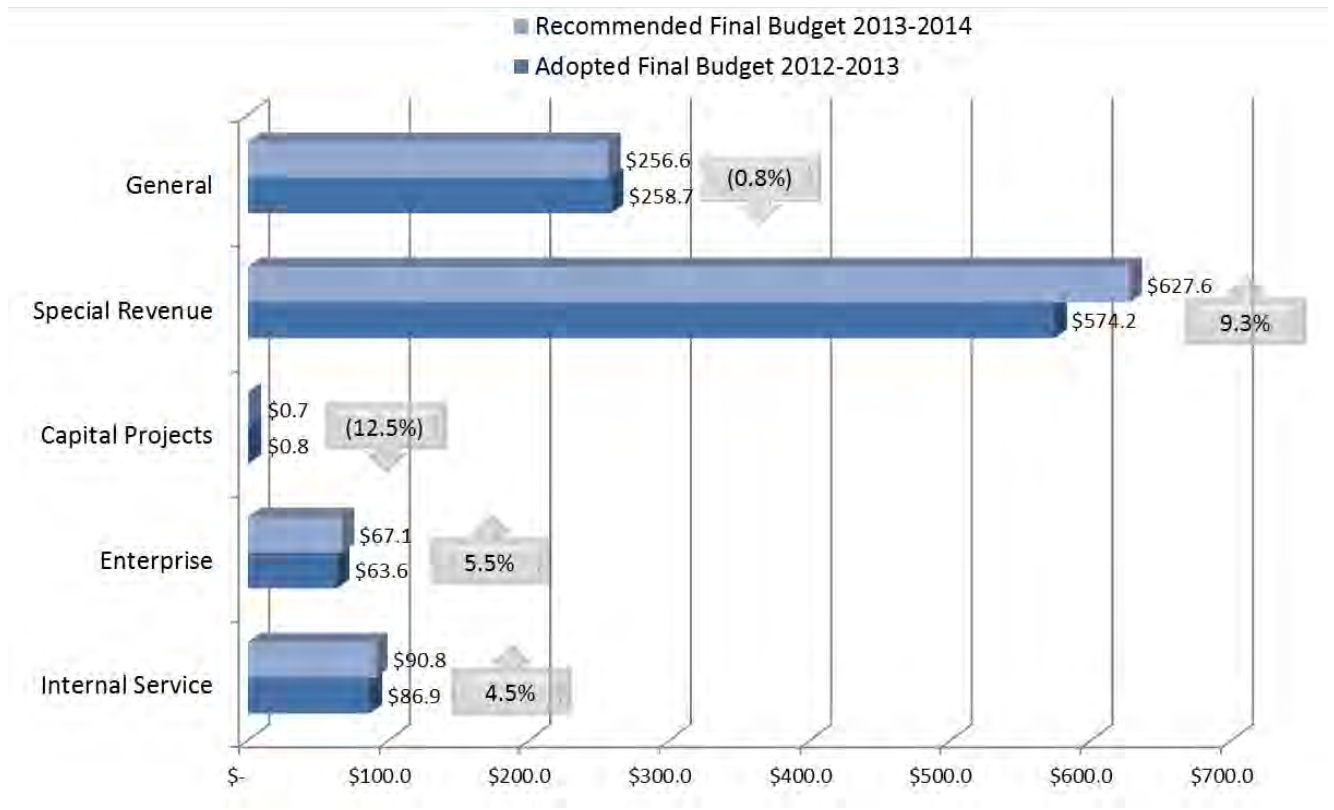
Budgets within the Enterprise Funds are funded by \$59,349,200 in department revenue and \$3,113,397 in revenue from the General Fund. The Enterprise Funds also rely on \$4,712,307 of prior year retained earnings bringing total funding sources for the funds to \$67,174,904. The Enterprise Funds began the fiscal year with \$24,557,167 in fund balances and are projected to end the year with fund balances of \$19,844,860.

Internal Service Funds

Internal Service Funds are used for areas where goods or services are provided to other County departments or governments on a cost-reimbursement basis. Examples of Internal Service Funds are Strategic Business Technology (SBT), General Services Agency Central Services and Fleet Services and a variety of County self-insurance funds. The 2013-2014 Recommended Final Budget for the Internal Service Funds is \$90,843,782, an increase of \$249,289 from the 2013-2014 Adopted Proposed Budget, an increase from the 2012-2013 Adopted Final Budget by \$3,963,688. The increase over the 2012-2013 Final Budget is mostly attributed to the Medical Self-Insurance budget which is projecting increases in medical, pharmaceutical and administrative costs. Significant increases in appropriations were also experienced in the Workers' Compensation Self-Insurance budget as well as the Morgan Shop and General Services Agency - Facilities Maintenance budgets. These increases were offset by significant decreases in the General Liability, Professional Liability, Unemployment and Dental Self-Insurance budgets.

Budgets within Internal Service Funds are funded by \$89,651,737 in department revenue and \$1,192,045 of retained earnings bringing total funding sources for the funds to \$90,843,782. The Internal Service Funds began the fiscal year with \$13,310,904 in retained earnings and are projected to end the year with retained earnings of \$12,118,859.

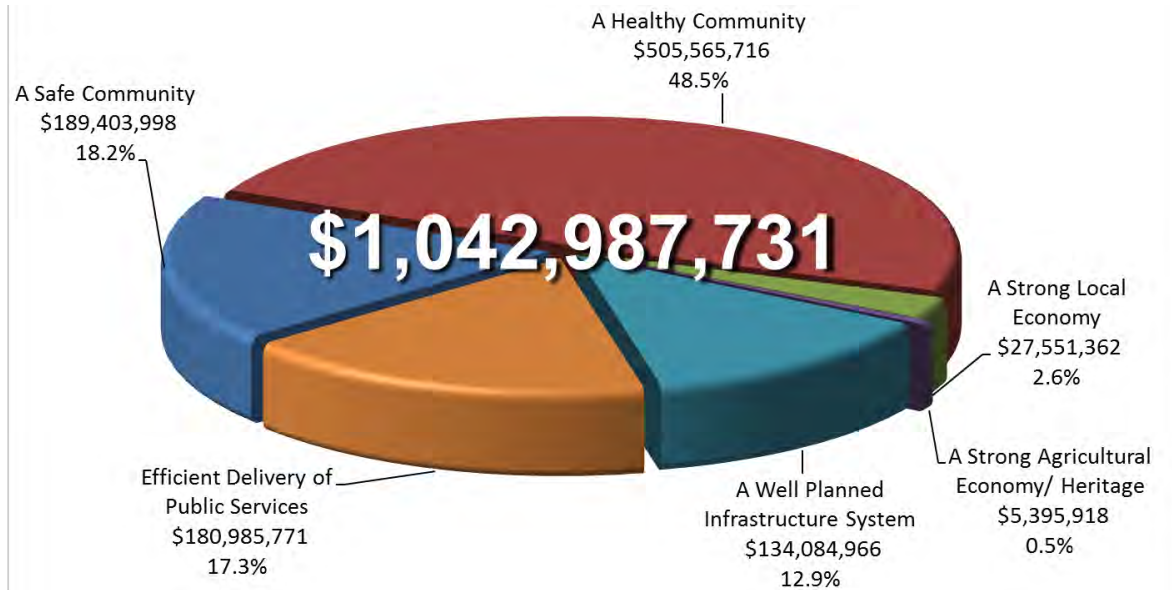
Summary of Final Budget Appropriation Changes by Fund



RECOMMENDED FINAL BUDGET BY PRIORITY

Below is a summary of the Recommended Final Budget by Board Priority Area. Detailed descriptions and recommendations can be found later in the document in their respective priority area. A breakdown of the Recommended Final Budget is illustrated by the following two charts.

Fiscal Year 2013-2014 Recommended Final Budget Appropriations by Board Priority



Summary of the Recommended Final Budget by Board Priority

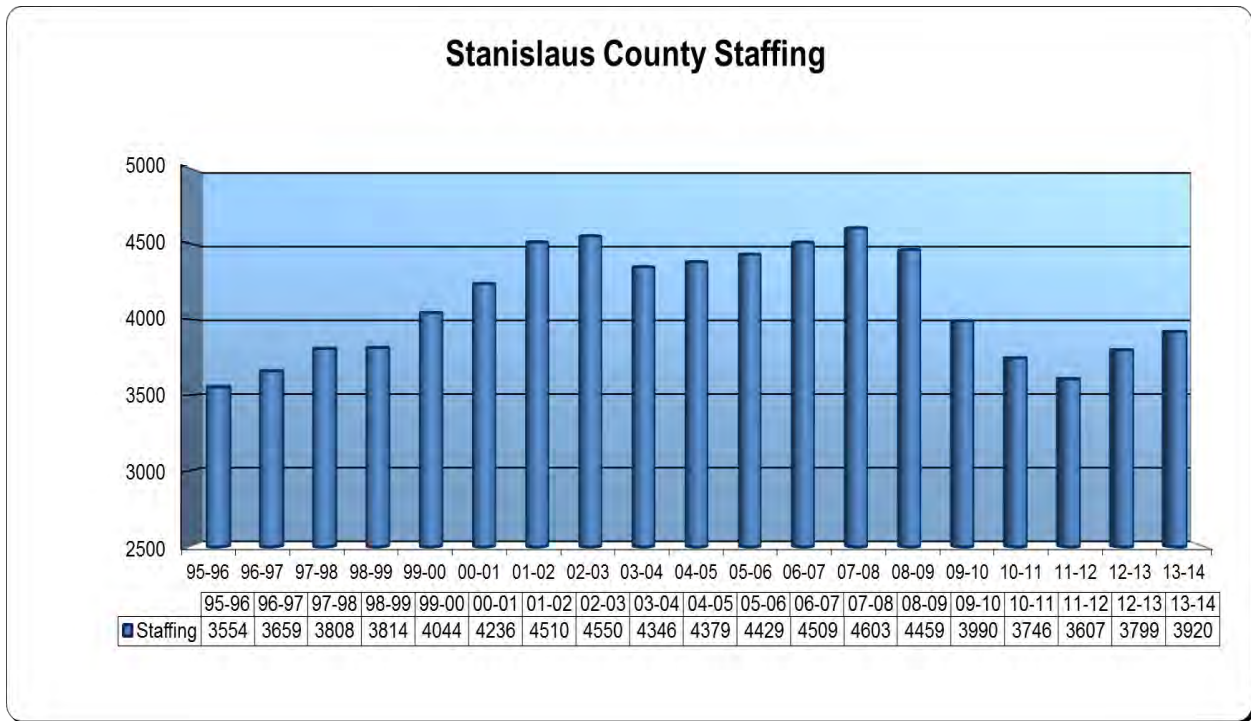
REVENUE	A Safe Community	A Healthy Community	A Strong Local Economy	A Strong Agricultural Economy/ Heritage	A Well Planned Infrastructure System	Efficient Delivery of Public Services	2013-2014 Recommended Final Budget
Department Revenue	\$ 76,809,831	\$ 481,060,001	\$ 26,175,472	\$ 3,000,457	\$ 122,342,834	\$ 118,429,170	\$ 827,817,765
Department Fund Balance/ Retained Earnings	1,248,678	4,316,039	884,080	23,315	7,885,482	1,438,775	15,796,369
Net County Cost	111,345,489	20,189,676	491,810	2,372,146	3,856,650	61,117,826	199,373,597
Total Recommended Final Budget Resources	\$ 189,403,998	\$ 505,565,716	\$ 27,551,362	\$ 5,395,918	\$ 134,084,966	\$ 180,985,771	\$ 1,042,987,731
APPROPRIATIONS							
Adopted Proposed Budget	\$171,808,206	\$499,442,756	\$25,951,790	\$4,340,862	\$131,601,584	\$177,152,846	\$1,010,298,044
Recommended Adjustments	\$ 17,595,792	\$ 6,122,960	\$ 1,599,572	\$ 1,055,056	\$ 2,483,382	\$ 3,832,925	\$ 32,689,687
Total Recommended Final Budget Appropriations	\$ 189,403,998	\$ 505,565,716	\$ 27,551,362	\$ 5,395,918	\$ 134,084,966	\$ 180,985,771	\$ 1,042,987,731

STAFFING LEVELS

The 2013-2014 Final Budget staffing recommendations make adjustments to staffing levels to maintain critical programs, within available resources. The recommendations include restoring three unfunded positions, adding 21 new positions, unfunding three positions, deleting seven vacant positions, deleting one unfunded position, deleting one filled position resulting in Reduction in Force, transferring eight positions between budgets, transferring 13 positions between the Health Services Agency and Community Services Agency, reclassifying 15 positions, and conducting classification studies for six positions. The 2013-2014 Adopted Proposed Budget position allocation count was 3,897. The new position allocation count will be 3,920 with the implementation of the Final Budget recommendations.

In the last three years, the number of full-time allocated positions in the County has increased from 3,607 in the 2011-2012 Adopted Final Budget, to 3,920 in the 2013-2014 Recommended Final Budget. This was primarily as a result of recent increases in staffing in Behavioral Health and Recovery Services, Community Services Agency, Probation and the Sheriff from funding from the Community Corrections Partnership Plan Implementation (AB109) and the implementation of the Affordable Care Act.

Stanislaus County Staffing



ONGOING CHALLENGES AND OPPORTUNITIES

Retirement Costs – Stanislaus County Employee Retirement Association (StanCERA) Board lowered the discount rate used in creating actuarial assumptions from 8.0% to 7.75% for the 2013-2014 Fiscal Year. Also, changes in General Accounting Standards Board (GASB) regulations could make for higher employer contribution rates in future years.

Employee Health Care – The Medical Self-Insurance program has accumulated a significant retained earnings deficit as of the end of Fiscal Year 2012-2013. Rates are expected to increase in 2014 to partially recover the deficit and address increasing costs related to the Affordable Care Act.

In Fiscal Year 2012-2013, departments saved approximately \$3.9 million in their budgets for health insurance. This was the result of actual health insurance increases materializing at 2% effective January 1, 2013, compared with the estimate of 5 - 7.5% given in the Proposed Budget. Although medical rates were increased by 3.75% at that time, decreases in the dental and vision rates partially offset the medical rates.

Labor Relations - Stanislaus County currently has contracts in place with all 12 County labor organizations. These contracts are all scheduled to expire on June 30, 2014. The County plans to start negotiations with labor groups in late 2013 and early 2014. It is anticipated, because of the numbers of groups, negotiations will last into the start of Budget Year 2014-2015.

Property Tax Administration Fees (PTAF) – In November 2012, the California Supreme Court issued a decision in *City of Alhambra, et al. v. County of Los Angeles* which held that Educational Relief Augmentation Funds (ERAF) diverted by the Triple Flip and the Vehicle License Fee Swap are exempt from the Property Tax Administration Fee (PTAF). The County and its nine cities disagree on the statute of limitation provisions as they apply to PTAF and are currently in settlement discussions. The General Fund exposure relative to this issue is in the millions of dollars.

Public Safety Realignment Implementation – The County continues to struggle with the impacts of public safety realignment as a result of the lack of jail beds and increasing numbers of prisoners being sent to the County. Early releases from jail are creating safety risks and the State is working to address a court order to reduce an additional 10,000 prisoners by the end of 2013.

Detention Facility Staffing - The County jail expansion is expected to be completed in 2017, but there will be significant additional operating costs associated with this. Full occupancy of all available jail beds at the Public Safety Center site following AB 900 Phase II construction completion may result in an additional 72 sworn positions needed with an increased General Fund obligation of approximately \$7.7 million annually. The companion facility and corresponding functions constructed by Public Facilities Fees, if fully staffed, may result in an additional 22 sworn positions needed with an increased General Fund obligation of approximately \$2.3 million.

Landfill – The fee structure for the Stanislaus County landfill is being evaluated after a local city has indicated they will begin to ship their garbage to a location in Merced County instead of the County's Fink Road landfill. Staff is evaluating options to lower the County's fee structure for local cities.

Mental Health Care – A shortage of mental health care services and increasing costs are ongoing challenges for the County. The implementation of the Strategic Plan for 24-7 Secure Mental Health Services continues, including design and construction of the Psychiatric Health Facility (PHF) by February 2014. Significant concern remains about the cost of inpatient psychiatric care.

Health Care Reform – The implementation of the Federal Patient Protection and Affordable Care Act (PPACA), the Medi-Cal Expansion and the redirection of Health Realignment funds recently approved by the Legislature, is anticipated to have major impacts on the County's obligation to provide health care services to eligible county residents. The Health Services Agency, Behavioral Health and Recovery Services, Community Services Agency and the Chief Executive Office continue to monitor the further development of the PPACA and discussions at the State level. The Health Services Agency estimates that 85% of the currently uninsured may be covered under the Reform and anticipates that 15% of the current Medically Indigent Adult (MIA) population will still qualify for MIA benefits *after* PPACA implementation. Medically Indigent Adult services are mandated regardless of funding levels and the County is required to provide or arrange for the provision of medical services for the indigent residents of the County. However, as part of the enacted State budget for 2013-2014, the State will retain approximately \$3.16 million of 1991 Realignment revenue the County would otherwise receive, to offset new State costs of Medi-Cal Expansion. It is anticipated that a significant exposure to the County could result from PPACA and the redirection of 1991 Realignment funding.

CONCLUSION

Stanislaus County continues to maintain a commitment to its residents even during these difficult times of slow economic recovery and reduced public resources. Leadership has placed significant emphasis on the provision of core services in order to maximize the limited discretionary funds of the organization. County administration and management alike are making significant efforts to preserve critical services and programs and restore them when appropriate and supported by sustainable revenue. Multi-year planning and budgeting efforts continue in order to provide the organization clear and measured direction to continue to function effectively as the community begins to recover.

NEXT STEPS


The Stanislaus County Board of Supervisors will conduct the Recommended Final Budget hearing on September 10, 2013 at 9:05 a.m. Given the broad scope of the County's budget units, it is not uncommon for the County to make budget adjustments throughout the year. This will be addressed as appropriate through the quarterly financial reporting process or through separate agenda items to the Board, as needed.

The County's budget can be found on the County's web <http://www.stancounty.com/budget>.

COMMUNITY PROFILE

Stanislaus County is located in Central California. With nearly 525,000 people calling this area home, its communities reflect a region rich in diversity and a strong sense of community.

Stanislaus County is within 90 minutes of the San Francisco Bay Area, the Silicon Valley, Sacramento, the Sierra Mountains and California's Central Coast. It is also within a five-hour drive to Los Angeles. Two of California's north-south routes intersect the area: Interstate 5 and Highway 99.



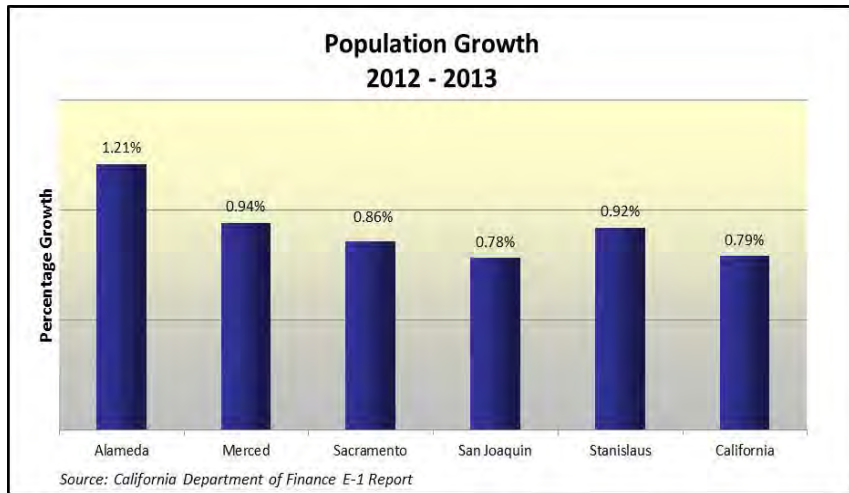
Stanislaus County is a global center for agribusiness, positioned by its mild Mediterranean climate, rich soils, and progressive farming practices. The value of agricultural commodities produced in 2012 increased by 7% to nearly \$3.3 billion. The area is recognized internationally for agricultural innovation with wine, poultry, milk, cattle, almonds and walnuts being some of our featured industries.

The County was established in 1854 and has a total land area is 1,494 square miles. Temperatures range from an average low of 38 degrees Fahrenheit in the winter, to an average high of 85 degrees Fahrenheit during the spring and fall, and to an average high in the 90's during the summer months.

COUNTY POPULATION

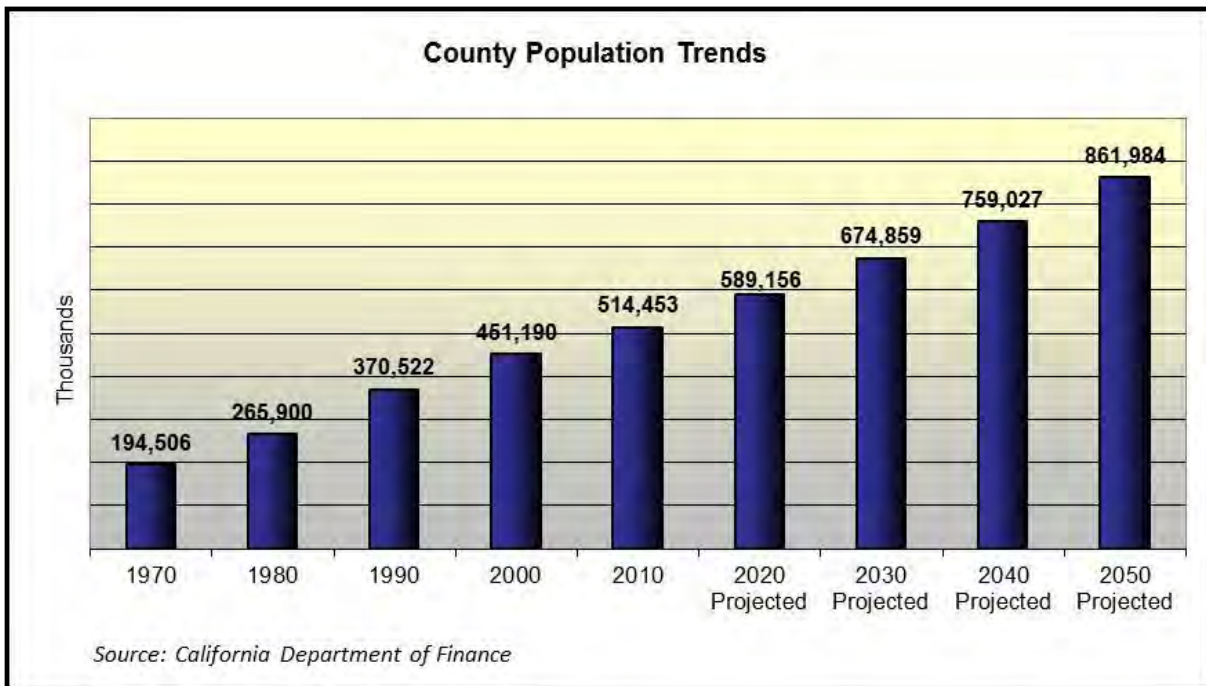
Stanislaus County has experienced 1.8% growth since the 2010 census. The California Department of Finance estimates there was .92% population growth in Stanislaus County when comparing January 1, 2012 to January 1, 2013.

Of significant note is the slowdown in actual population growth and the corresponding change in State Department of Finance (DOF) population growth projections. Prior growth projections from DOF indicated a County population base of nearly 700,000 people by 2020. The current projection has been adjusted to 589,000, almost 16%



lower than previous estimates. In looking to year 2050, DOF projections now indicate a projected population of 862,000 versus a previous projection of 1.2 million, a decreased projection of 28%.

Dealing with the impacts of growth will be an ongoing challenge for the area. Water, job availability, affordable housing, farmland preservation, air quality, transportation and school capacity are all issues tied to growth. The Stanislaus Council of Governments is conducting a process called the Valley Vision Stanislaus that will create a development plan for the region.



COUNTY POPULATION BY CITY

Within Stanislaus County, there are nine incorporated cities: Ceres, Hughson, Modesto, Newman, Oakdale, Patterson, Riverbank, Turlock, and Waterford. Also, there are 13 unincorporated communities within the County: Denair, Empire, Grayson, Hickman, Keyes, Knights Ferry, La Grange, Monterey Park Tract, Riverdale Park Tract, Salida, Valley Home, Vernalis and Westley. Additionally, there are numerous unincorporated islands located near and around the cities that make up the balance of the unincorporated population statistic.



Hughson experienced the fastest city growth rate at 2.8%, while Modesto was at 1.55% and Oakdale third highest at 1.49%.

Population By City

City	1/1/2010	1/1/2011	1/1/2012	1/1/2013
Ceres	45,417	45,538	45,854	46,320
Hughson	6,640	6,687	6,799	6,979
Modesto	201,165	201,713	203,085	205,987
Newman	10,224	10,475	10,567	10,643
Oakdale	20,675	20,779	20,947	21,234
Patterson	20,413	20,501	20,634	20,846
Riverbank	22,678	22,775	22,924	23,149
Turlock	68,549	68,813	69,370	69,888
Waterford	8,456	8,478	8,533	8,598
Unincorporated	110,236	110,485	111,227	110,480
County Total	514,453	516,244	519,940	524,124

Source: California Department of Finance and US Census

ECONOMY

Manufacturing continues to be an important employer sector in Stanislaus County. The top ten employers within the manufacturing sector are listed in the following chart.

Major Manufacturing Employers - 2012

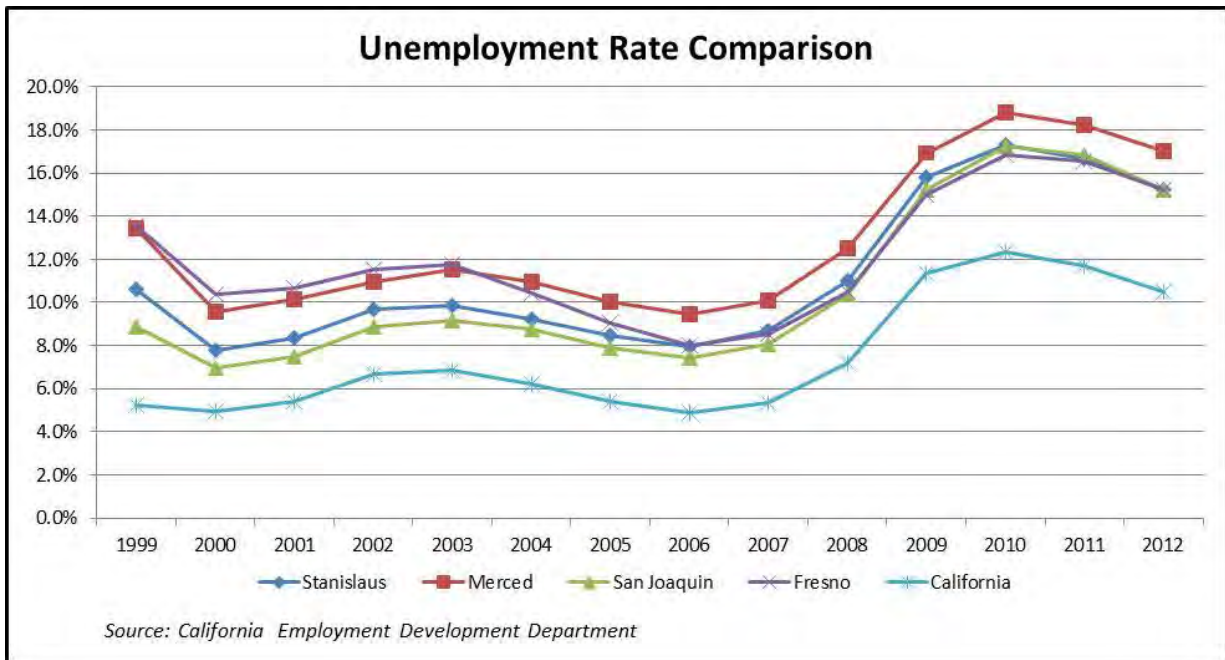
Employer	Description	Employees*
E&J Gallo Winery	Winery	3,181
Seneca Foods	Fruit Products	2,200
Stanislaus Food Products	Tomato Products	1,922
Foster Farms	Poultry Processor	1,722
Del Monte Foods	Fruit Products	1,700
ConAgra Foods	Tomato & Bean Products	1,200
Bronco Wine Company	Winery	834
Frito-Lay	Snack Food Products	684
Racor	Filtration Products	648
Foster Farms Dairy	Dairy Products	628

* Reflects peak seasonal 2010 to 2012 levels where applicable and may include estimates.

Source: The Alliance

UNEMPLOYMENT RATE COMPARISON

The County’s annual unemployment rate for 2012 was 15.2% compared to the State rate of 10.5%. Unemployment rates in the County have been decreasing since 2011. However, high unemployment rates have been common to the Central Valley for as long as the State Employment Development Department has maintained records. High unemployment rates place a greater strain on local resources, especially as government budgets have been reduced.



HOUSING

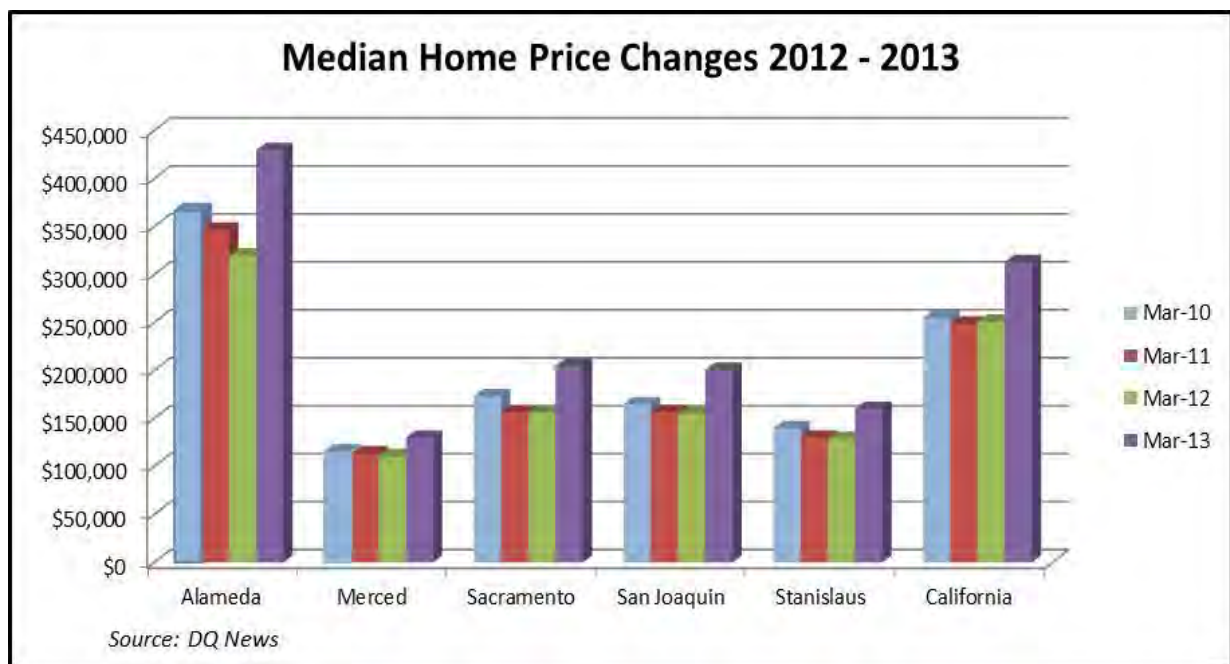
Home values experienced a dramatic decrease during the Great Recession. The median home price in Stanislaus County peaked at \$256,000 in December 2005.

Home values had a significant increase between March 2012 and March 2013 with the median price rising to \$160,000.

However, the current median value is nearly 40% below the market peak.

Even with the recent increases in home values, the sharp decline since 2005 has significantly impacted property taxes, a key component of the County's discretionary income. Both residential and commercial property tax revenue has seen dramatic decreases since the market peak.

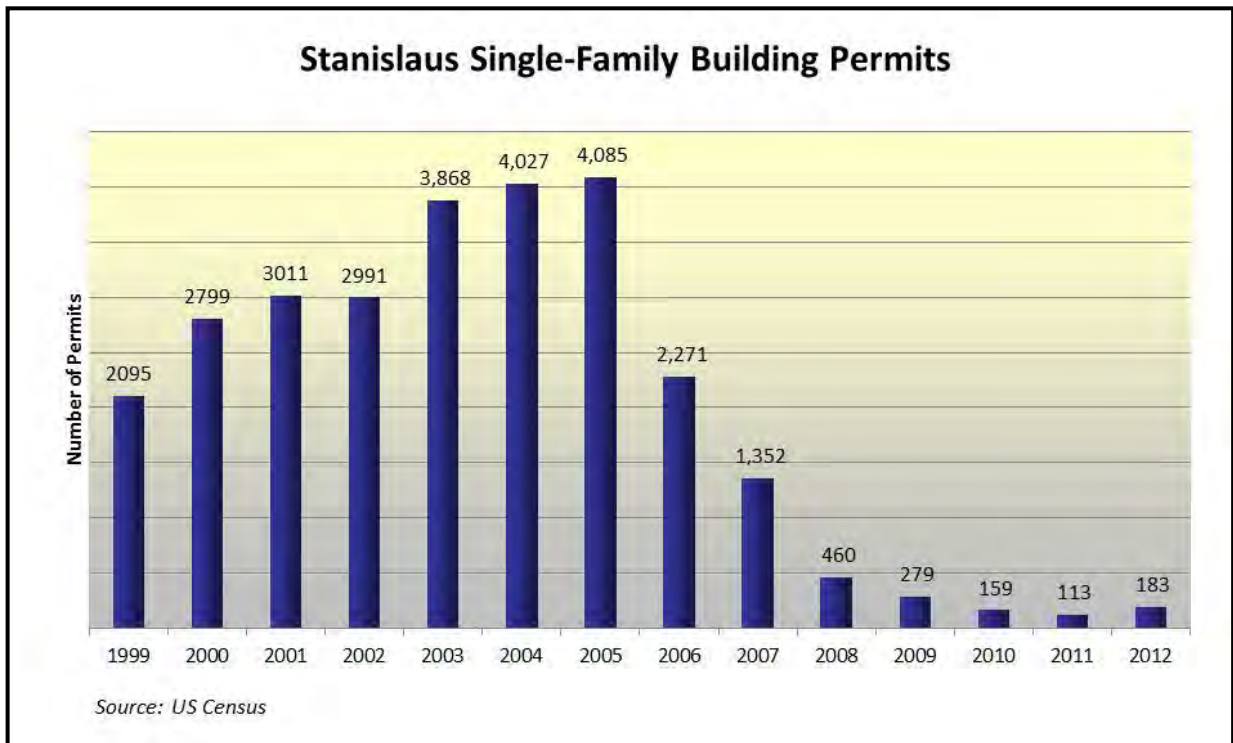
As residential home values have started to recover, a persistent decline in commercial property values has dampened the stabilization of total property values over the past few years.



SINGLE-FAMILY BUILDING PERMITS

Stanislaus County tracks issued single family residential construction permits as a way of monitoring the home construction, building materials and construction employment sector. Issued permits plummeted from a high of over 4,000 in 2005 to a low of 113 in 2011. Permits experienced a small increase in 2012 but have remained relatively flat as a trend.

The construction sector was one of the largest employment sectors of the Stanislaus economy in the early 2000's before the Great Recession. The construction industry employed more than 14,000 people in 2005 compared to just over 6,000 in 2011.





Financial Policies and Schedules

BUDGET PROCESS AND FINANCIAL POLICIES

To ensure the long-term economic stability of the organization, the County of Stanislaus has developed a series of financial and budgetary policies. Using both operational guidelines and qualitative standards, these policies strive to maintain a stable and positive financial position for the foreseeable future. Moreover they provide guidelines to management in planning and directing the County's day-to-day financial affairs, and in developing recommendations to the Chief Executive Officer and the Board of Supervisors.

BASIS OF BUDGETING

The annual budget is prepared, reviewed and approved in accordance with the provisions of Sections 29000 and 29144, inclusive, of the California Government Code and other statutory provisions, commonly known as the County Budget Act. The County prepares a budget for each fiscal year on or before October 2, pursuant to the County Budget Act. Budgeted expenditures are enacted into law through the passage of an Appropriation Resolution. This Resolution mandates the maximum authorized expenditures for the fiscal year and cannot be exceeded except by subsequent amendments to the budget by the County's Board of Supervisors.

The Budget and the Annual Financial Report are prepared using Generally Accepted Accounting Principles (GAAP). The accounts of the County are organized on the basis of fund and organizational groups, each of which is considered a separate accounting entity. Governmental type funds like the General Fund, Special Revenue Funds, Capital Projects, and Debt Service use modified accrual basis, while Proprietary Funds use the full accrual basis.

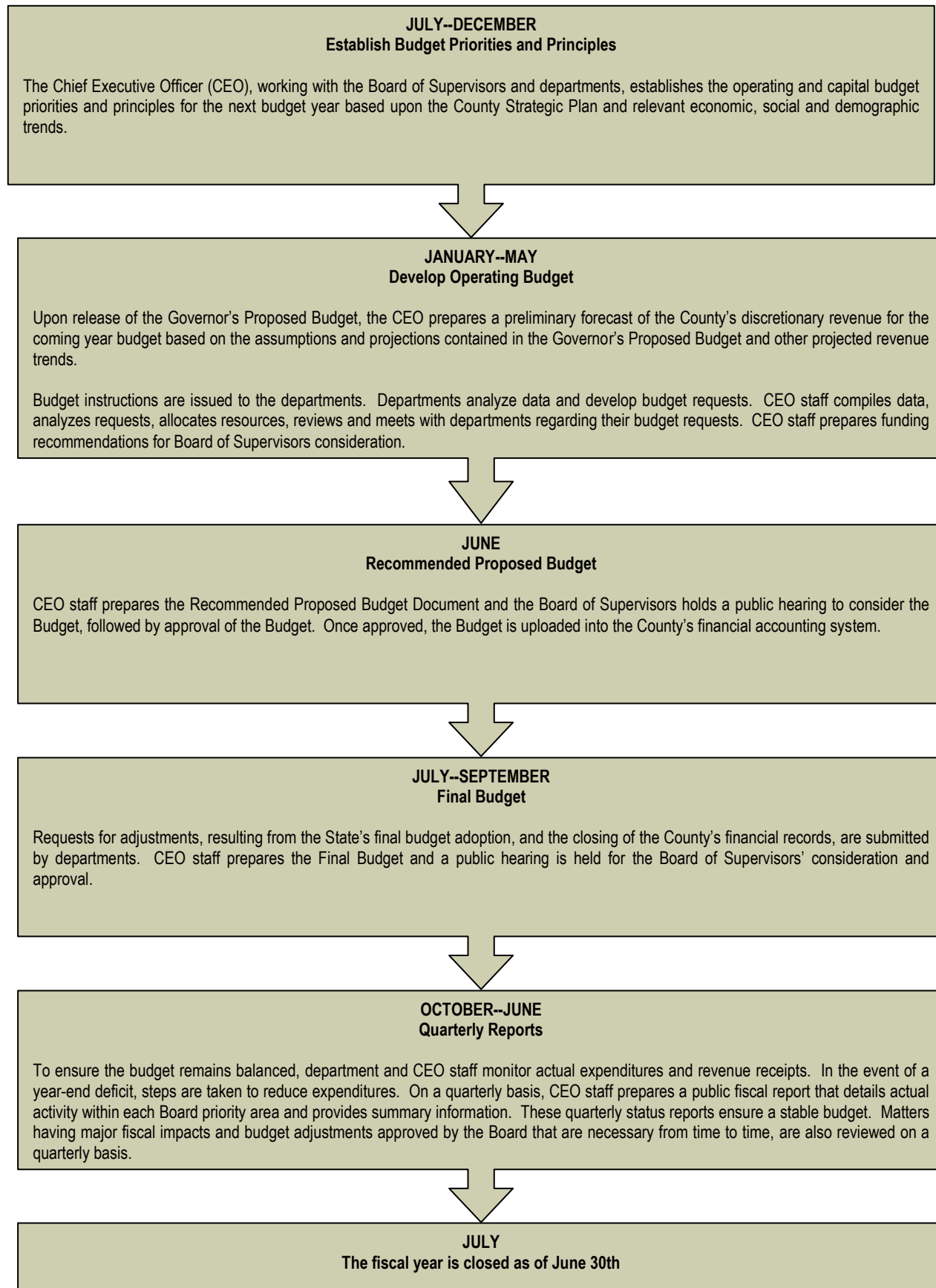
Under the modified accrual basis of accounting, revenues are recognized when both measurable and available. Measurable means the amount of the transaction is known; available means the revenue will be collected in the current period or soon enough thereafter to be used to pay liabilities of the current period. Expenditures are recognized when the related liability is incurred, except for (1) principal of and interest on general long-term debt which are recognized when due; and (2) employee annual leave and claims and judgments for litigation and self-insurance which are recorded in the period due and payable.

Full accrual is similar to commercial accounting. Recognition occurs at the time of the transaction – revenue when earned and expenses when incurred.

COUNTY BUDGET PROCESS

The budget for Stanislaus County is an operational plan, a fiscal plan and a staffing plan for the provision of services to the residents of Stanislaus County. The budget process encompasses the manner in which resources are assigned to goals, objectives and community priorities set by the Board of Supervisors. A balanced budget is where the amount of budgeted expenditures is equal to or less than the amount of budgeted revenues plus other available resources. In order for government to remain in business, the law requires that an adopted budget be in place by the beginning of each fiscal year – July 1st through June 30th.

COUNTY BUDGET PROCESS



BUDGET AMENDMENT PROCESS

Government Code Sections 29125 through 29130 authorizes amendments to the adopted budget through the budget revision process. Revisions enable departments to move or adjust budgeted appropriations or adjust estimated revenues.

The County's Board of Supervisors also dictates policies regarding budget revisions. Budget revisions requiring Board of Supervisors approval may be approved throughout the year in accordance with the following procedures:

- ◆ By 4/5 vote – all transfers from the budget “Appropriations for Contingencies” General Fund;
- ◆ By 4/5 vote – all appropriation of unbudgeted revenues from any source and use of fund balance/retained earnings; and
- ◆ The Board must approve the addition or deletion of any appropriation for Fixed Assets if over \$10,000.

Revisions that may be approved by the Chief Executive Office are appropriations and estimated revenue transfers within or between categories within a budget, excluding “Fixed Assets” over \$10,000.

FUND BALANCE POLICY

As part of the preparation of the Fiscal Year 2012-2013 Final Budget, and in light of the changes due to Governmental Accounting Standards Board (GASB) Statement 54, staff reviewed publications benchmarking reserve fund policies and reviewed the policies of other California counties that received the Government Finance Officers Association (GFOA) award. As a result of this review, staff recommended the following fund balance policy which the Board adopted on September 11, 2012. The policy is intended to provide the County with sufficient working capital and a comfortable margin of safety to address emergencies and unexpected declines in revenue without borrowing.

Contingency Reserve Policy

The General Fund Assigned Contingency Reserve shall be equal to at least 8% of the average annual Discretionary Revenue for the preceding three fiscal years. The purpose of the Contingency Reserve is to mitigate economic downturns, unforeseen circumstances, or state or federal budget actions that reduce revenue, to fund disaster costs associated with emergencies and to maintain core service levels.

Any transfer of funds out of the Contingency Reserve must be approved by a $\frac{4}{5}$ vote of the Board of Supervisors and cannot exceed the amount sufficient to balance the General Fund.

Should the fund balance fall below the 8% threshold, the Board of Supervisors shall approve and adopt a plan to restore the fund balance to the target level within 24 months. If the restoration of the fund balance cannot be accomplished within 24 months without severe hardship to the County, the Board of Supervisors shall establish a different time period.

Debt Service Reserve Policy

To assist in maintaining the County's positive credit rating, a portion of the General Fund is to be set aside as a Debt Service Assignment. This classification of fund balance is to be equal to at least one year of debt service payments.



2013-2014 Recommended Final Budget Financial Overview by Priority

Revenue Categories	2013-2014							Recommended Final Budget Total
	A Safe Community	A Healthy Community	A Strong Local Economy	A Strong Agricultural Economy/Heritage	A Well Planned Infrastructure System	Efficient Delivery of Public Services		
Taxes	\$ 1,037,050	\$ -	\$ 8,000,000	\$ -	\$ 8,089,123	\$ 107,335,192	\$ 124,461,365	
Licenses, Permits, Franchises	234,000	88,153	-	420,000	1,957,136	1,164,000	3,863,289	
Fines, Forfeitures, Penalties	4,456,462	1,007,848	-	-	3,000	3,257,000	8,724,310	
Revenue from Use of Assets	205,500	765,714	4,800	6,000	741,700	3,919,952	5,643,666	
Intergovernmental Revenue	37,819,079	384,153,116	9,519,723	1,858,957	71,270,180	51,848,542	556,469,597	
Charges for Service	28,865,900	73,196,180	8,583,219	710,000	25,991,325	100,802,937	238,149,561	
Miscellaneous Revenue	2,367,371	6,595,637	67,730	5,500	224,820	542,436	9,803,494	
Other Financing Sources	2,871,919	35,180,046	491,810	-	14,481,808	5,698,904	58,724,487	
Total Revenue	\$ 77,857,281	\$ 500,986,694	\$ 26,667,282	\$ 3,000,457	\$ 122,759,092	\$ 274,568,963	\$ 1,005,839,769	

Appropriation Categories

Salaries and Benefits	\$ 112,906,289	\$ 178,303,894	\$ 17,065,906	\$ 4,377,110	\$ 24,488,684	\$ 32,476,902	\$ 369,618,785
Services and Supplies	32,910,187	90,780,764	8,775,038	376,501	87,839,936	84,970,520	305,652,946
Other Charges	38,072,491	233,480,452	1,199,777	504,347	15,860,320	7,332,912	296,450,299
Fixed Assets	3,091,243	1,021,643	510,641	45,000	3,968,273	1,049,345	9,686,145
Other Financing Uses	2,408,982	1,977,743	-	-	1,377,893	46,625,544	52,390,162
Intrafund	14,806	1,220	-	92,960	549,860	(649,024)	9,822
Contingencies	-	-	-	-	-	9,179,572	9,179,572
Total Expenditures	\$ 189,403,998	\$ 505,565,716	\$ 27,551,362	\$ 5,395,918	\$ 134,084,966	\$ 180,985,771	\$ 1,042,987,731
Net Increase (Decrease) in Fund Balance/Retained Earnings	\$ (111,546,717)	\$ (4,579,022)	\$ (884,080)	\$ (2,395,461)	\$ (11,325,874)	\$ 93,583,192	\$ (37,147,962)



2013-2014 Recommended Final Budget Financial Overview by Fund

Revenue Categories	General Fund	Special Revenue Funds	Capital Projects Funds	Enterprise Funds	Internal Services Funds	2013-2014 Recommended Final Budget Total
Taxes	\$ 107,335,192	\$10,820,050	\$ -	\$ 6,306,123	\$ -	\$ 124,461,365
Licenses, Permits, Franchises	1,913,000	1,950,289	-	-	-	3,863,289
Fines, Forfeitures, Penalties	6,399,000	1,295,310	1,030,000	-	-	8,724,310
Revenue from Use of Assets	3,801,002	1,079,214	66,000	393,500	303,950	5,643,666
Intergovernmental Revenue	61,048,399	493,527,699	-	1,351,392	542,107	556,469,597
Charges for Service	45,933,184	62,168,491	-	41,344,646	88,703,240	238,149,561
Miscellaneous Revenue	1,318,857	2,593,388	-	5,801,309	89,940	9,803,494
Other Financing Sources	7,501,067	43,945,293	-	7,265,627	12,500	58,724,487
Total Revenue	\$ 235,249,701	\$ 617,379,734	\$ 1,096,000	\$ 62,462,597	\$ 89,651,737	\$ 1,005,839,769
Appropriation Categories						
Salaries and Benefits	\$ 136,906,701	\$ 203,514,750	\$ -	\$ 21,195,410	\$ 8,001,924	\$ 369,618,785
Services and Supplies	37,571,448	162,552,742	349,611	27,100,885	78,078,260	305,652,946
Other Charges	23,079,477	255,200,377	32,287	13,914,560	4,223,598	296,450,299
Fixed Assets	3,170,595	2,249,158	-	3,748,392	518,000	9,686,145
Other Financing Uses	46,760,544	4,041,961	350,000	1,215,657	22,000	52,390,162
Intrafund	(67,043)	76,865	-	-	-	9,822
Contingencies	9,179,572	-	-	-	-	9,179,572
Total Expenditures	\$ 256,601,294	\$ 627,635,853	\$ 731,898	\$ 67,174,904	\$ 90,843,782	\$ 1,042,987,731
Net Increase (Decrease) in Fund Balance/Retained Earnings						
	\$ (21,351,593)	\$ (10,256,119)	\$ 364,102	\$ (4,712,307)	\$ (1,192,045)	\$ (37,147,962)



2013-2014 Recommended Final Budget Net County Cost Schedule

Fund Type	Recommended Final Budget Expenditures	Recommended Final Budget Revenue	Recommended Final Budget Fund Balance/ Retained Earnings	Recommended Final Budget Net County Cost
General Fund				
AAA - Veterans Services	\$ 348,483	\$ 85,500	\$ -	\$ 262,983
Agricultural Commissioner	4,966,014	2,994,957	-	1,971,057
Assessor	5,719,454	982,500	-	4,736,954
Auditor-Controller	4,056,825	2,559,658	-	1,497,167
Board of Supervisors	1,051,615	78,940	-	972,675
Chief Executive Office - Airport	241,000	-	-	241,000
Chief Executive Office - Appropriations for Contingencies	4,420,864	-	-	4,420,864
Chief Executive Office - C.I.F.A.	140,633	-	-	140,633
Chief Executive Office - County Court Funding	6,508,188	3,937,800	-	2,570,388
Chief Executive Office - County Facilities	616,044	5,750	-	610,294
Chief Executive Office - Crows Landing Air Facility	152,695	152,695	-	-
Chief Executive Office - Debt Service	10,419,670	4,547,519	-	5,872,151
Chief Executive Office - Economic Development Bank	-	-	-	-
Chief Executive Office - General Fund Contribution to Other Programs	6,696,493	-	-	6,696,493
Chief Executive Office - General Fund Match - VLF	12,362,743	12,362,743	-	-
Chief Executive Office - Jail Medical	8,936,394	500,000	-	8,436,394
Chief Executive Office - Mandated County Match	24,392,479	-	-	24,392,479
Chief Executive Office - OES/Fire Warden	1,917,374	406,455	-	1,510,919
Chief Executive Office - Operations and Services	6,705,993	1,825,900	-	4,880,093
Chief Executive Office - Plant Acquisition	1,517,535	125,000	-	1,392,535
Chief Executive Office - Risk Management Division	1,627,525	1,217,681	-	409,844
Clerk-Recorder	2,327,466	2,157,800	-	169,666
Clerk-Recorder - Elections	3,802,861	1,716,864	-	2,085,997
Cooperative Extension	406,589	5,500	-	401,089
County Counsel	2,350,910	1,194,193	-	1,156,717
District Attorney - Criminal Division	13,715,620	1,529,087	-	12,186,533
General Services Agency - Administration	596,027	596,027	-	-
General Services Agency - Purchasing Division	-	-	-	-
Grand Jury	145,947	-	-	145,947
Parks and Recreation	4,794,862	2,747,015	-	2,047,847
Parks and Recreation - Parks Master Plan	-	-	-	-
Parks and Recreation - TRRP	121,426	-	-	121,426
Planning & Community Development	1,915,456	644,337	-	1,271,119
Probation - Administration	2,242,303	240,000	-	2,002,303
Probation - Community Corrections Partnership	4,102,775	4,102,775	-	-
Probation - Field Services	10,524,407	3,458,364	-	7,066,043
Probation - Institutional Services	6,286,785	1,326,700	-	4,960,085
Probation - Juvenile Commitment Facility	3,628,575	904,203	-	2,724,372
Public Defender	5,908,540	872,233	-	5,036,307
Public Defender - Indigent Defense	3,161,140	90,000	-	3,071,140
Sheriff - Administration	5,364,409	312,760	-	5,051,649
Sheriff - Contract Cities	10,181,966	10,073,914	-	108,052
Sheriff - Detention	39,148,044	9,880,584	-	29,267,460
Sheriff - Operations	29,714,121	3,553,674	-	26,160,447
Treasurer - Admin/Taxes	1,918,089	496,631	-	1,421,458
Treasurer - Revenue Recovery	888,535	888,535	-	-
Treasurer - Treasury	556,420	556,420	-	-
Total General Fund	\$ 256,601,294	\$ 79,130,714	\$ -	\$ 177,470,580
Discretionary Revenue/Fund Balance				
Chief Executive Office - Discretionary Revenue	\$ -	\$ 156,118,987	\$ -	\$ (156,118,987)
Unassigned Fund Balance			\$ 6,589,261	\$ (6,589,261)
Assigned Fund Balance			14,762,332	(14,762,332)
Adjusted General Fund	\$ 256,601,294	\$ 235,249,701	\$ 21,351,593	\$ -



2013-2014 Recommended Final Budget Net County Cost Schedule

Fund Type	Recommended Final Budget Expenditures	Recommended Final Budget Revenue	Recommended Final Budget Fund Balance/ Retained Earnings	Recommended Final Budget Net County Cost
Special Revenue Fund				
Alliance Worknet	\$ 10,371,642	\$ 9,917,495	\$ 454,147	\$ -
Alliance Worknet - StanWORKs	7,865,377	7,865,377	-	-
Area Agency on Aging	3,290,676	2,997,754	-	292,922
Behavioral Health and Recovery Services	42,817,646	41,992,287	-	825,359
BHRS - Alcohol and Drug	6,768,224	6,885,393	(117,169)	-
BHRS - Managed Care	8,089,240	5,841,168	2,248,072	-
BHRS - Mental Health Services Act	21,623,641	21,623,641	-	-
BHRS - Public Guardian	1,229,013	105,000	-	1,124,013
BHRS - Stanislaus Recovery Center	2,304,548	2,304,548	-	-
Chief Executive Office - County Fire Service Fund	1,884,993	1,185,165	77,524	622,304
Chief Executive Office - DNA Identification Fund Prop 69	308,000	200,000	108,000	-
Chief Executive Office - DOJ Drug & Alcohol	140,005	84,462	-	55,543
Chief Executive Office - OES Homeland Security Grants	1,148,800	1,148,800	-	-
Child Support Services	16,125,939	16,125,939	-	-
Children and Families Commission	7,515,250	5,505,109	2,010,141	-
Clerk-Recorder - Vital & Health Statistics	30,000	40,600	(10,600)	-
Clerk-Recorder Modernization	2,440,845	1,020,600	1,420,245	-
Cooperative Extension - Farm & Home Advisors Research Trust	23,315	-	23,315	-
CSA - County Children's Fund	243,678	166,075	77,603	-
CSA - General Assistance	812,202	271,499	-	540,703
CSA - IHSS Provider Wages	63,073,904	61,119,642	-	1,954,262
CSA - IHSS Public Authority - Administration	538,048	538,048	-	-
CSA - IHSS Public Authority - Benefits	3,840,472	3,750,235	-	90,237
CSA - Integrated Children's Services	232,768	232,768	-	-
CSA - Public Economic Assistance	104,433,365	99,108,416	-	5,324,949
CSA - Seriously Emotionally Disturbed Children	-	-	-	-
CSA - Services and Support	132,593,974	129,189,685	-	3,404,289
District Attorney - Arson Task Force	524	-	524	-
District Attorney - Auto Insurance Fraud Prosecution	205,209	205,209	-	-
District Attorney - Consumer Fraud	380,362	-	380,362	-
District Attorney - Criminal Division Asset Forfeiture	57,898	-	57,898	-
District Attorney - Elder Abuse Advocacy & Outreach	-	-	-	-
District Attorney - Federal Asset Forfeiture	4,490	-	4,490	-
District Attorney - Impaired Driver Vertical Prosecution	390,716	390,716	-	-
District Attorney - Real Estate Fraud	472,526	319,411	-	153,115
District Attorney - Rural Crimes Prevention	-	-	-	-
District Attorney - Unserved/Underserved Victim Advocacy and Outreach Program	111,605	111,605	-	-
District Attorney - Vertical Prosecution Block Grant	-	-	-	-
District Attorney - Victim Compensation & Government Claims	63,853	63,853	-	-
District Attorney - Victim Services Program	324,006	320,678	-	3,328
Environmental Resources	7,928,599	6,809,989	702,352	416,258
Environmental Resources - AB 939	920,000	920,000	-	-
Environmental Resources - Abandoned Vehicles	60,543	50,000	10,543	-
Environmental Resources - Beverage Container Recycling	32,002	30,302	1,700	-
Environmental Resources - Disclosure Program	405,000	351,000	54,000	-
Environmental Resources - E-Waste Collection Facility	58,700	58,700	-	-
Environmental Resources - Food Processing	-	-	-	-
Environmental Resources - Household Hazardous Waste	764,300	764,300	-	-
Environmental Resources - Trust Fund	53,747	-	53,747	-
Environmental Resources - Underground Storage Tank	258,970	258,970	-	-
Environmental Resources - Used Oil Recycling	178,272	85,107	93,165	-
Environmental Resources - Vehicle Registration Fee Surcharge	124,300	5,000	119,300	-



2013-2014 Recommended Final Budget Net County Cost Schedule

Fund Type	Recommended Final Budget Expenditures	Recommended Final Budget Revenue	Recommended Final Budget Fund Balance/ Retained Earnings	Recommended Final Budget Net County Cost
Environmental Resources - Waste Tire Enforcement Grant	157,289	117,000	40,289	-
General Services Agency - 12th Street - Office Building	40,796	19,990	-	20,806
H.S.A. - I.H.C.P. (CHIP)	-	-	-	-
Health Services Agency - Administration	7,182,525	7,182,525	-	-
Health Services Agency - EMS Discretionary Fund	253,752	133,360	120,392	-
Health Services Agency - IHCP EMS Hospital	252,358	252,358	-	-
Health Services Agency - IHCP EMS Physicians	581,067	581,067	-	-
Health Services Agency - Indigent Health Care	9,993,017	7,540,930	-	2,452,087
Health Services Agency - PH Vital and Health Statistics	20,000	43,000	(23,000)	-
Health Services Agency - Public Health	26,112,858	25,308,383	-	804,475
Library	9,314,343	8,392,600	429,933	491,810
Parks and Recreation - Fish and Wildlife	26,685	1,500	25,185	-
Parks and Recreation - Modesto Reservoir Patrol	100,000	23,000	77,000	-
Parks and Recreation - Off-Highway Vehicle Fund	-	-	-	-
Parks and Recreation - Regional Water Safety Training Center	24,650	-	24,650	-
Planning - Building Permits	1,704,180	1,604,180	100,000	-
Planning - Dangerous Bldg Abatement	40,000	-	40,000	-
Planning - General Plan Maintenance	126,000	117,000	9,000	-
Planning - Salida Planning Efforts	-	-	-	-
Planning - Special Revenue Grants	3,991,470	6,140,251	(2,148,781)	-
Planning - Successor Housing Agency	-	-	-	-
Probation - Corrections Performance Incentive Fund	483,261	483,261	-	-
Probation - Juvenile Accountability Block Grant	-	-	-	-
Probation - Juvenile Justice Crime Prevention Act	1,228,382	1,228,382	-	-
Probation - Local Community Corrections	18,749,567	18,749,567	-	-
Probation - Ward Welfare Fund	40,000	40,000	-	-
Probation - Youthful Offender Block Grant	1,372,018	1,100,000	272,018	-
Public Works - Administration	1,470,310	1,470,310	-	-
Public Works - Engineering	4,150,032	3,971,395	178,637	-
Public Works - Road and Bridge	80,502,739	77,296,190	3,206,549	-
Sheriff - CAL ID Program	555,041	415,000	140,041	-
Sheriff - CAL-MMET	760,390	705,000	55,390	-
Sheriff - Civil Process Fee	220,836	305,000	(84,164)	-
Sheriff - Court Security	4,811,153	4,597,993	-	213,160
Sheriff - Dedicated Funds	-	-	-	-
Sheriff - Driver Training Program	199,568	199,568	-	-
Sheriff - Justice Assistance Grant	186,758	186,758	-	-
Sheriff - Vehicle Theft Unit	443,621	420,000	23,621	-
Total Special Revenue Funds	\$ 627,635,853	\$ 598,590,114	\$ 10,256,119	\$ 18,789,620
Capital Projects Funds				
Chief Executive Office - Courthouse Construction Fund	\$ 349,611	\$ 497,000	\$ (147,389)	\$ -
Chief Executive Office - Criminal Justice Facilities Fund	382,287	599,000	(216,713)	-
Planning - RDA Housing Set Aside	-	-	-	-
Planning - Redevelopment Agency	-	-	-	-
Total Capital Projects Funds	\$ 731,898	\$ 1,096,000	\$ (364,102)	\$ -



2013-2014 Recommended Final Budget Net County Cost Schedule

Fund Type	Recommended Final Budget Expenditures	Recommended Final Budget Revenue	Recommended Final Budget Fund Balance/ Retained Earnings	Recommended Final Budget Net County Cost
Enterprise Funds				
Environmental Resources - Fink Road Landfill	\$ 8,799,285	\$ 5,827,000	\$ 2,972,285	\$ -
Environmental Resources - Geer Road Landfill	1,741,550	1,741,550	-	-
Environmental Resources - Waste-to-Energy	-	-	-	-
Health Services Agency - Clinic and Ancillary Svcs	45,289,068	42,175,671	-	3,113,397
Public Works - Local Transit System	9,571,371	7,945,986	1,625,385	-
Sheriff - Jail Commissary / Inmate Welfare	1,773,630	1,658,993	114,637	-
Total Enterprise Funds	\$ 67,174,904	\$ 59,349,200	\$ 4,712,307	\$ 3,113,397
Internal Service Funds				
Chief Executive Office - Dental Self-Insurance	\$ 3,735,000	\$ 3,395,000	\$ 340,000	\$ -
Chief Executive Office - General Liability	3,985,602	4,435,602	(450,000)	-
Chief Executive Office - Medical Self-Insurance	52,009,726	53,259,726	(1,250,000)	-
Chief Executive Office - Other Employee Benefits	415,000	415,000	-	-
Chief Executive Office - Professional Liability	782,000	782,000	-	-
Chief Executive Office - Unemployment Insurance	603,550	203,550	400,000	-
Chief Executive Office - Vision Care Insurance	667,000	337,000	330,000	-
Chief Executive Office - Workers' Compensation	5,964,060	6,099,060	(135,000)	-
General Services Agency - Central Services Division	1,107,096	1,107,096	-	-
General Services Agency - Facilities Maintenance Division	4,553,973	4,503,559	50,414	-
General Services Agency - Fleet Services Division	2,738,055	2,674,886	63,169	-
General Services Agency - Utilities	4,117,200	4,117,200	-	-
Integrated Criminal Justice Information System	868,300	405,861	462,439	-
Public Works - Morgan Shop	4,063,228	3,362,752	700,476	-
S.B.T. - Telecommunications	985,713	759,388	226,325	-
Strategic Business Technology	4,248,279	3,794,057	454,222	-
Total Internal Service Funds	\$ 90,843,782	\$ 89,651,737	\$ 1,192,045	\$ -
Total All Funds	\$ 1,042,987,731	\$ 983,936,752	\$ 37,147,962	\$ 21,903,017
OTHER COUNTY MATCH CONTRIBUTIONS/CONTINGENCIES				
County Match Contingency	\$ -	\$ -	\$ -	\$ 4,758,708
HSA Deficit Repayment	-	-	-	1,848,054
Law Library	-	-	-	44,900
North McHenry Tax Sharing	-	-	-	1,163,815
Local Area Formation Commission	-	-	-	202,453
Stanislaus Animal Services Agency	-	-	-	1,163,743
Stanislaus Council of Governments	-	-	-	4,282
Total Other County Match Contributions	\$ -	\$ -	\$ -	\$ 9,185,955
TOTAL COUNTY APPROPRIATIONS	\$ 1,042,987,731	\$ 983,936,752	\$ 37,147,962	\$ 31,088,972



2013-2014 Recommended Final Budget Fund Balance Report

	Beginning Fund Balance 7/1/2013	Recommended Final Budget Revenue	Recommended Final Budget Appropriations	Projected Fund Balance 6/30/2014
GENERAL FUND	\$ 134,437,454	\$ 235,249,701	\$ (256,601,294)	\$ 113,085,861
SPECIAL REVENUE				
1001 ER Environmental Resources	5,946,094	7,226,247	(7,928,599)	5,243,742
1002 ER Household Hazardous Waste	454,664	764,300	(764,300)	454,664
1003 ER Vehicle Registration	418,466	5,000	(124,300)	299,166
1004 ER Source Reduction & Recycling	1,776	920,000	(920,000)	1,776
1005 ER Disclosure Program	339,362	351,000	(405,000)	285,362
1006 ER Local Oversight Program	130,161	258,970	(258,970)	130,161
1008 ER Used Oil Recycling	96,072	85,107	(178,272)	2,907
1009 ER Environmental Enforcement	54,461	-	(53,747)	714
1010 ER Beverage Container Recycling	1,700	30,302	(32,002)	-
1011 ER Food Processing By-Products Research Project	(80)	-	-	(80)
1012 ER Waste Tire Enforcement Grant	40,289	117,000	(157,289)	-
1014 ER Abandoned Vehicle	118,329	50,000	(60,543)	107,786
1015 ER E-Waste Collection Center	-	58,700	(58,700)	-
1051 AAA Area Agency on Aging	709,550	3,290,676	(3,290,676)	709,550
1071 Department of Child Support Services	1,474,375	16,125,939	(16,125,939)	1,474,375
1101 PW Road & Bridge	14,974,125	16,210,836	(14,962,453)	16,222,508
1102 PW Road Projects	533,688	61,085,354	(65,540,286)	(3,921,244)
1103 PW AB-2928 Supplemental Maintenance	11,063	-	-	11,063
1104 PW Kaiser Voluntary Funds (Road Infrastructure)	377,846	-	-	377,846
1201 PW Administration	128,085	1,470,310	(1,470,310)	128,085
1202 PW Engineering	129,474	3,871,395	(4,000,032)	837
1203 PW County survey monument preservation	310,808	100,000	(150,000)	260,808
1206 PL Building Permits Division	1,694,845	1,604,180	(1,704,180)	1,594,845
1250 Successor Housing Agency Fund	(46,060)	-	-	(46,060)
1317 AW Stan Work	22,594	7,865,377	(7,865,377)	22,594
1320 AW Subfund Clearing Pool	1,607,223	9,917,495	(10,371,642)	1,153,076
1401 HSA Administration	92,959	7,182,525	(7,182,525)	92,959
1402 HSA Public Health	4,173,317	25,398,815	(25,398,815)	4,173,317
1404 HSA Indigent Health Care	(1,045,622)	9,993,017	(9,993,017)	(1,045,622)
1405 HSA PH Tobacco Tax Education	629	150,000	(150,000)	629
1428 HSA PH Vital and Health Statistics	572,296	43,000	(20,000)	595,296
1429 HSA EMS - Discretionary	183,052	133,360	(253,752)	62,660
1434 HSA IHCP EMS-Hospitals	36,013	252,358	(252,358)	36,013
1435 HSA IHCP EMS-Physicians	220,178	581,067	(581,067)	220,178
1436 HSA PH CDC Base Funding	51	510,000	(510,000)	51
1438 HSA PH HPP Base Funding	1,062	54,043	(54,043)	1,062
1501 Mental Health	25,644,785	42,817,646	(42,817,646)	25,644,785
1502 MH Alcohol & Drug	961,131	6,885,393	(6,768,224)	1,078,300
1503 MH Public Guardian	(1,383,352)	1,229,013	(1,229,013)	(1,383,352)
1504 MH Managed Care	(9,511,139)	5,841,168	(8,089,240)	(11,759,211)
1505 MH Stanislaus Recovery Center	668,771	2,304,548	(2,304,548)	668,771
1507 MH Prop 63	83,965	21,623,641	(21,623,641)	83,965
1631 CSA Program Services & Support	63,287	132,593,974	(132,593,974)	63,287
1632 CSA Public Economic Assistance	-	104,433,365	(104,433,365)	-
1633 CSA General Assistance	-	812,202	(812,202)	-
1636 CSA Integrated Childrens Services	455	232,768	(232,768)	455
1637 CSA County Children's Fund	266,810	166,075	(243,678)	189,207



2013-2014 Recommended Final Budget Fund Balance Report

	Beginning Fund Balance 7/1/2013	Recommended Final Budget Revenue	Recommended Final Budget Appropriations	Projected Fund Balance 6/30/2014
1640 CSA Public Authority - Administration	-	538,048	(538,048)	-
1641 CSA Public Authority - Benefits Administration	-	3,840,472	(3,840,472)	-
1642 CSA IHSS Provider Wages	-	63,073,904	(63,073,904)	-
1651 Library	7,561,609	8,884,410	(9,314,343)	7,131,676
1670 CEO OES Homeland Security Grant	(2,002)	441,393	(441,393)	(2,002)
1677 CEO OES Homeland Security Grant 2011	(273,739)	499,868	(499,868)	(273,739)
1678 DA Impaired Driver Vertical Prosecution Program	(16,831)	390,716	(390,716)	(16,831)
1679 PROB Local Community Corrections	5,476,986	18,749,567	(18,749,567)	5,476,986
1680 CEO Honor Farm Barracks 1,2 Proceeds	773,059	-	-	773,059
1681 PL St CalHome 2010 Grant	218,826	562,500	(562,500)	218,826
1682 PL - State Grants	(181,773)	698,113	(492,429)	23,911
1683 PL HOME Grant	49,366	250,962	(247,962)	52,366
1684 PL Annual Work Plan-Hughson	-	132,542	(132,542)	-
1685 CEO OES Homeland Security Grant 2010	218,563	207,539	(207,539)	218,563
1686 DA Unserved/Underserved Victim Advocacy and Outreach I	(666)	111,605	(111,605)	(666)
1687 CEO Stanislaus Family Justice Center	867	-	-	867
1688 PROB Corrections Performance Incentive Act	789,623	483,261	(483,261)	789,623
1689 PL St CalHome Grant Housing Rehabilitation	205,840	375,000	-	580,840
1690 CEO OES Homeland Security Grant 2009	2,450	-	-	2,450
1691 PL CDBG/NSP3	(1,243)	1,764,500	(221,603)	1,541,654
1692 PL CDBG-R (Recovery Act)	73,972	20,000	-	93,972
1693 PL CDBG-HPRP & Emergency Solutions (Homeless Preve	-	143,917	(143,917)	-
1694 PKS Regional Water Safety Training Center	125,423	-	(24,650)	100,773
1695 PL Con Plan-County-CDBG/NSP	(6,043)	50,000	(50,000)	(6,043)
1696 OES 2007 PSIC Grant Program	(20,599)	-	-	(20,599)
1697 CEO OES Homeland Security Grant 2008	11,693	-	-	11,693
1698 PROB Youthful Offender Block Grant (YOBG)	4,652,372	1,100,000	(1,372,018)	4,380,354
1702 PARKS-Off Highway Vehicle Fund	343,335	-	-	343,335
1703 SO Cal Id	437,176	415,000	(555,041)	297,135
1707 DA Federal Asset Forfeiture	4,550	-	(4,490)	60
1710 DA BOC Victim Restitution	-	63,853	(63,853)	-
1711 DA Child Abduction	1,302	-	-	1,302
1712 DA Auto Fraud	5,357	205,209	(205,209)	5,357
1714 DA Victim Witness	5,605	324,006	(324,006)	5,605
1715 SO Vehicle Theft	102,592	420,000	(443,621)	78,971
1717 PL State CDBG Program Income	5,500	1,200	-	6,700
1723 CLK Fixed Asset Acquisition	3,478,606	1,020,600	(2,440,845)	2,058,361
1725 CEO County Fire Service	759,920	1,807,469	(1,884,993)	682,396
1726 CEO Alcohol and Drug Analysis	117,689	140,005	(140,005)	117,689
1727 PARKS-Fish and Wildlife	25,185	1,500	(26,685)	-
1728 PARKS-Modesto Reservoir Patrol	232,404	23,000	(100,000)	155,404
1737 PROB Criminalistics Lab	99,273	-	-	99,273
1743 SO Sheriff's Dedicated Funds	3,952	-	-	3,952
1746 PL Dangerous Bldg Abatement fund	44,904	-	(40,000)	4,904
1755 CFFC Children and Families Commission	12,600,660	5,505,109	(7,515,250)	10,590,519
1759 AG Ag Comm Development Fees	856	-	-	856
1761 DA Arson Task Force	524	-	(524)	-
1764 PROB Juvenile Accountability Grant 2003	6,556	-	-	6,556
1765 PROB Ward Welfare fund	334,071	40,000	(40,000)	334,071
1766 COOP Farm & Home Advisors Research	52,843	-	(23,315)	29,528



2013-2014 Recommended Final Budget Fund Balance Report

	Beginning Fund Balance 7/1/2013	Recommended Final Budget Revenue	Recommended Final Budget Appropriations	Projected Fund Balance 6/30/2014
1767 CEO 2003 Local Law Enforcement Block Grant	260	-	-	260
1768 SO Sheriffs Civil Process Fee	1,367,937	305,000	(220,836)	1,452,101
176C SO Court Security	-	4,811,153	(4,811,153)	-
1769 SO Sheriffs Driver Training Program	24,766	199,568	(199,568)	24,766
1771 DA Asset Forfeiture	57,898	-	(57,898)	-
1775 DA Vertical Prosecution Block Grant	4	-	-	4
1776 DA Real Estate Fraud Prosecution	191,800	472,526	(472,526)	191,800
1777 CEO Prop 69-DNA Identification	615,333	200,000	(308,000)	507,333
1780 SO Cal-MMET	233,656	705,000	(760,390)	178,266
1781 AC Tobacco Settlement Securitization	65,168,264	-	-	65,168,264
1782 PL State CalHome Grant	12,319	1,000	(1,000)	12,319
1783 PL Annual Work Plan-County	(399,585)	1,293,668	(1,292,668)	(398,585)
1784 PL Annual Work Plan-Oakdale	-	162,332	(162,332)	-
1785 PL Annual Work Plan-Patterson	-	148,361	(148,361)	-
1786 CLK Vital and Health Statistics	244,471	40,600	(30,000)	255,071
1787 CEO OES Grant Programs	(87)	-	-	(87)
1792 CEO OES Homeland Security Grant 2006	4,111	-	-	4,111
1797 CEO 2004 Local Law Enforcement Block Grant	1,730	-	-	1,730
1798 PROB JJCPA Programs	2,156,146	1,228,382	(1,228,382)	2,156,146
1799 CEO Justice Assistance Grants (JAG)	-	186,758	(186,758)	-
171A GSA 12th Street Office Bldg	7,807	40,796	(40,796)	7,807
171B GSA 12th St Condominium Resv (former Parking Garage)	36,000	-	-	36,000
177A DA Enforce Consumer Protection Laws	437,692	-	(380,362)	57,330
178A PL Annual Work Plan-Ceres	-	250,226	(250,226)	-
178B PL Annual Work Plan-Newman	-	148,509	(148,509)	-
178C PL Annual Work Plan-Waterford	-	137,421	(137,421)	-
178D PL Salida Planning Efforts	441,220	-	-	441,220
179A PL General Plan Maintenance Fees	1,444,441	117,000	(126,000)	1,435,441
179B CEO OES Homeland Security Grant 2005	(13,972)	-	-	(13,972)
179C AC 2006 Tobacco Securitization	38,841,491	-	-	38,841,491
179D CEO OES Homeland Security Grant 2007	215	-	-	215

Total Special Revenue Funds \$ 199,752,088 \$ 617,379,734 \$ (627,635,853) \$ 189,495,969

CAPITAL PROJECTS

2025 CEO Courthouse Construction	3,499,644	497,000	(349,611)	3,647,033
2026 CEO Criminal Justice Facility	1,894,738	599,000	(382,287)	2,111,451

Capital Projects Total \$ 5,394,382 \$ 1,096,000 \$ (731,898) \$ 5,758,484

ENTERPRISE

4001 PW Transit	10,080,442	7,945,986	(9,571,371)	8,455,057
4021 ER Fink Road Landfill	22,899,589	5,827,000	(8,799,285)	19,927,304
4031 ER Geer Road Landfill	237,838	1,741,550	(1,741,550)	237,838
4051 HSA Clinic & Ancillary Services	(9,592,471)	45,289,068	(45,289,068)	(9,592,471)
4081 SO Inmate Welfare/Commissary	931,769	1,658,993	(1,773,630)	817,132

Enterprise Fund Total \$ 24,557,167 \$ 62,462,597 \$ (67,174,904) \$ 19,844,860



2013-2014 Recommended Final Budget Fund Balance Report

		Beginning Fund Balance 7/1/2013	Recommended Final Budget Revenue	Recommended Final Budget Appropriations	Projected Fund Balance 6/30/2014
INTERNAL SERVICE					
5001	GSA Central Services	78,903	1,107,096	(1,107,096)	78,903
5011	Communications	842,890	759,388	(985,713)	616,565
5021	GSA Fleet Services	892,594	2,674,886	(2,738,055)	829,425
5022	GSA Fleet Services Vehicle Replacement	43,908	-	-	43,908
5031	MIS General	2,544,640	3,794,057	(4,183,169)	2,155,528
5038	HRMS Upgrade	65,110	-	(65,110)	-
5051	General Liability	(2,058,599)	4,435,602	(3,985,602)	(1,608,599)
5061	Professional Liability	292,290	782,000	(782,000)	292,290
5071	Unemployment Insurance	1,264,800	203,550	(603,550)	864,800
5081	Workers' Compensation Ins	(82,048)	6,099,060	(5,964,060)	52,952
5091	Medical Self-Insurance (Purchased Insurance)	(6,035,966)	53,259,726	(52,009,726)	(4,785,966)
5093	Other Employee Benefits	405,226	415,000	(415,000)	405,226
5101	Dental Insurance	1,032,671	3,395,000	(3,735,000)	692,671
5111	Vision Insurance	674,628	337,000	(667,000)	344,628
5121	PW Morgan Shop Garage	9,457,863	3,362,752	(4,063,228)	8,757,387
5141	CEO I-CJIS Project	2,768,173	405,861	(868,300)	2,305,734
5170	GSA Facility Maintenance	1,123,821	8,620,759	(8,671,173)	1,073,407
Internal Service Fund Total		\$ 13,310,904	\$ 89,651,737	\$ (90,843,782)	\$ 12,118,859
		Total	\$ 377,451,995	\$ 1,005,839,769	\$(1,042,987,731)
			\$ 340,304,033		

The Fund Balance Report depicts the fund balance/retained earnings position of the County's General, Special Revenue, Capital Projects, Enterprise and Internal Service funds. Variations of over 10% in any of the major funds are described in the individual departmental fund discussions. Ideally, each fund should reflect a positive position after accounting for recommended budget requests. Negative balances can be divided into a few general categories.

Several of the funds in a negative fund balance position can be covered through fund transfers from other departmental funds. Examples include the Public Works Road & Bridge fund (1101) covering the deficit in the Public Works Road Projects fund (1102); and the Mental Health fund (1501) providing the resources for the Mental Health Public Guardian fund (1503) and the Mental Health Managed Care fund (1504).

Some of the funds show negative balances due to the timing of reimbursement revenue. Prime examples are the Planning and Office of Emergency Services grants that have incurred costs in the prior fiscal year but have yet to receive reimbursement from the Federal or State agency that provides the funds. Also included in this category are the District Attorney fund and the Health Services Agency Indigent Health Care fund.

The final category of negatively impacted funds includes those departments that have structural issues with an identified corrective plan of action. Most notable are the Health Services Agency Clinic & Ancillary Services Enterprise fund which has a plan in place to pay off debt accumulated between the late 1990's through 2005. The General Liability fund (5051) negative balance is the result of an accounting adjustment made at the end of Fiscal Year 2009-2010 to increase the fund liability based on their annual actuarial review. The Medical Self-Insurance fund (5091) negative balance is the result of higher-than-anticipated claims payments.

GENERAL FUND—CLASSIFICATION OF FUND BALANCE

The Government Accounting Standards Board (GASB) Statement No. 54 establishes five categories for the classification of fund balance: Nonspendable, Restricted, Committed, Assigned and Unassigned. Although only the General Fund is addressed in this section, Statement No. 54 applies to the Special Revenue and Capital Project funds as well. The amounts in the 2013-2014 Final Budget General Fund Classification of Fund Balance schedule show actual beginning balances as of July 1, 2013 and projected ending fund balances in each category as well as adjustment strategies and use of fund balance for the 2013-2014 Recommended Final Budget.

Nonspendable fund balance includes amounts that are not in a spendable form or are legally or contractually required to be maintained intact (such as the long term amount of notes receivable or prepaid amounts). The July 1, 2013 balance of this classification is \$22,486,039 and includes balances for the Economic Development Bank, Teeter receivable, fair value adjustment of investments and Encumbrances.

Restricted fund balance includes amounts that can be spent only for the specific purposes stipulated by constitution, external parties (such as creditors, grant providers or contributors) or through enabling legislation. The only restricted account at this time is for Tax Loss Reserve, the balance for which is \$3,728,477.

Committed fund balance includes amounts that can be used only for the specific purposes determined by a formal action of the government's highest level of decision-making authority (the Board of Supervisors). Commitments may be changed or lifted only by the government taking the same formal action that imposed the constraint originally. The committed fund balance as of July 1, 2013, is \$7,460,200 and commitments are for Frank Raines Park project, litigation exposure, and Animal Services Facility debt repayment as well as for capital acquisitions. The July 1, 2013 total includes \$3,750,000 committed for litigation exposure related to the Property Tax Administration Fees ("PTAF"), of which \$410,631 is being requested to be released to the unassigned fund balance for the PTAF payment already made in Fiscal Year 2012-2013 following Board of Supervisors approval on May 7, 2013.

Assigned fund balance is comprised of amounts intended to be used by the government for specific purposes that are neither restricted nor committed. Intent can be expressed by the governing body or by an official or body to which the governing body delegates the authority; the Board of Supervisors has delegated this authority to the Chief Executive Office. Assigned fund balance can be used to assist in balancing the subsequent year's budget.

Reflected in the July 1, 2013 assigned fund balance of \$89,853,961 is \$18,206,801 for the Teeter Plan, \$8,800,000 set aside to address future year retirement obligations, \$11,674,783 for the General Fund Contingency Reserve Policy, \$3,439,057 in carryover appropriations and \$10,950,000 for the Debt Service Reserve Policy.

As balancing strategies for the 2013-2014 Final Budget, the 2012-2013 Budget Balancing assignment of \$17,733,210 will be released and a new assignment will be established for \$11,844,743. The new \$11,844,743 assignment comprises of \$6,589,261 for 2013-2014 Recommended Final Budget balancing and \$5,255,482 for the refinance of the 2004 Series A and B Certificates of Participation which was approved by a separate Board of Supervisors Agenda Item (B-5) on July 16, 2013. Adjustment strategies request increases of \$573,000 in funds required for the General Fund Contingency Reserve Policy, \$874,591 in Net County Cost Savings Program and \$1,460,000 in funds required for the Debt Service Reserve Policy. Additionally, assignment of \$384,546 is recommended to be released to the unassigned fund balance. This assignment was established in Fiscal Year 2012-2013 for a loan to General Services Agency and since it has been repaid the assignment is no longer needed. The adjustments in this category will result in the release of total \$3,365,422 from the assigned fund balance to the unassigned balance. The assigned fund balance is projected to be \$59.8 million on June 30, 2014, after the adjustment and budget strategies mentioned above.

Unassigned fund balance is the classification for the General Fund which includes all amounts not contained in the other classifications. Unassigned amounts are technically available for any purpose. The July 1, 2013 total of unassigned balance is \$10,908,777. Recommended balancing strategies included an additional \$3,776,053 for the General Fund. The projected Unassigned Fund Balance on June 30, 2014 is estimated to be \$13,049,039 for the General Fund, \$494,717 for the Economic Development Bank and \$1,140,898 for the Community Development Bank, after the total recommended adjustments mentioned above are made from the committed and unassigned fund balance categories.



2013-2014 Recommended Final Budget Classification of Fund Balance

GENERAL FUND	Fund Balance 7/1/13	Adjustment Strategies	Use of Fund Balance	Projected Fund Balance 6/30/14
Fund Balance - Nonspendable:				
Fund 100 - Fair value adjustment	\$ 721,057			\$ 721,057
Fund 105 - Fair value adjustment	2,623			2,623
Imprest Cash	91,835			91,835
Advances to other funds	100,000			100,000
Advances to other governments	372,069			372,069
Economic Development advances	4,021,599			4,021,599
Teeter receivable	14,881,550			14,881,550
Prepaid items	216,186			216,186
Encumbrances (100)	2,076,083			2,076,083
Encumbrances (107)	3,037			3,037
Total Nonspendable	\$ 22,486,039			\$ 22,486,039
Fund Balance - Restricted:				
Tax Loss Reserve	\$ 3,728,477			\$ 3,728,477
Total Restricted	\$ 3,728,477			\$ 3,728,477
Fund Balance - Committed:				
Various Programs and Projects	\$ 5,285,387	\$ (410,631)		\$ 4,874,756
Capital Acquisition	2,174,813			2,174,813
Total Committed	\$ 7,460,200	\$ (410,631)		\$ 7,049,569
Fund Balance - Assigned:				
Contingencies	\$ 11,674,783	\$ 573,000		\$ 12,247,783
Retirement Obligation	8,800,000			8,800,000
Teeter Plan	18,206,801			18,206,801
Carryover Appropriations (100)	3,439,057			3,439,057
Carryover Appropriations (107)	282,799			282,799
75% Carryover Appropriations (100)	13,887,741	874,591	(14,762,332)	-
Encumbrances-Econ Development	45,024			45,024
Debt Service	10,950,000	1,460,000		12,410,000
Other	4,834,546	(384,546)		4,450,000
Budget Balancing	17,733,210	(5,888,467)	(11,844,743)	-
Total Assigned	\$ 89,853,961	\$ (3,365,422)	\$ (26,607,075)	\$ 59,881,464
Fund Balance - Unassigned				
General Fund (100)	\$ 9,272,986	\$ 3,776,053		\$ 13,049,039
Facility Maintenance (104)	176			176
Economic Development Bank (105)	494,717			494,717
Community Development Bank (107)	\$ 1,140,898			1,140,898
Total Unassigned	\$ 10,908,777	\$ 3,776,053	\$ -	\$ 14,684,830
TOTAL FUND BALANCE	\$ 134,437,454	\$ -	\$ (26,607,075)	\$ 107,830,379

Note: This chart has been adjusted to reflect the Fund Balance commitment recommended as part of the Final Budget as well as commitment of one-time funding approved by the Board of Supervisors on July 16, 2013 (Item B-5) as part of the refinancing of the 2004 Series A and B Certificates of Participation.



2013-2014 Recommended Final Budget Discretionary Revenue

ACCOUNT DESCRIPTION		Actuals As of 6/30/2012	Actuals As of 6/30/2013	Adopted Proposed Budget 2013-2014	Recommended Final Budget 2013-2014
<u>TAXES</u>					
10000	Property taxes-current secured	32,676,425	32,417,669	33,280,000	33,280,000
10005	Property Taxes-Unitary	1,017,630	1,033,569	1,023,000	1,023,000
10007	Property Taxes-SRAF Loan	-	8,389,087	-	-
10210	RDA Pass Through Increment	2,191,399	2,304,499	2,370,000	2,370,000
10400	Property taxes-current unsecured	1,753,733	1,799,223	1,860,000	1,860,000
11000	Property taxes-prior unsecured	69,691	90,030	40,800	40,800
11400	Property taxes-supplemental	(2,608)	357,928	500,000	500,000
11800	Sales and use taxes	13,061,567	15,001,302	16,300,000	16,300,000
12600	Other taxes	444,853	3,555,292	-	-
12630	Other taxes-occupancy tax	755,910	762,827	770,000	770,000
12650	Other taxes-property transfer	1,207,096	1,297,875	1,300,000	1,300,000
12680	Other taxes-aircraft tax	228,563	233,537	241,392	241,392
12700	In Lieu of Sales and Use Tax revenue	4,209,716	4,764,501	4,700,000	4,700,000
12710	Property Tax In-Lieu of Vehicle License Fee	44,238,899	43,137,966	44,850,000	44,850,000
12750	FHA in lieu tax apportionment	18,068	16,584	-	-
12800	Tax deeded land sale appro.	2,261	3,901	-	-
	Total	101,873,203	115,165,790	107,235,192	107,235,192
<u>LICENSES, PERMITS AND FRANCHISES</u>					
14000	Franchises	992,963	987,557	975,000	975,000
	Total	992,963	987,557	975,000	975,000
<u>FINES, FORFEITURES & PENALTIES</u>					
16500	Fines, Forfeitures & Penalties	4,448,541	5,827,385	3,120,000	3,120,000
	Total	4,448,541	5,827,385	3,120,000	3,120,000
<u>REVENUE FROM USE OF MONEY</u>					
17000	Interest	1,705,208	2,136,874	1,876,000	1,876,000
18000	Rents and concessions	202,079	202,347	198,000	198,000
18060	Cnty Cntr III - SCOE	140,400	140,403	140,400	140,400
	Total	2,047,687	2,479,624	2,214,400	2,214,400
<u>INTERGOVERNMENTAL REVENUES</u>					
20390	St-motor VLF/in-lieu tax realignment	219,145	228,076	228,000	228,000
21460	St-Aid realignment	922,000	922,000	922,000	922,000
24400	State-Homeowners' prop tax relief	577,731	557,186	557,000	557,000
24800	State-Public safety (prop 172)	33,253,167	35,490,186	36,000,000	36,000,000
25850	St-Other-mandated costs	453,789	424,245	-	-
28800	Federal-Other	8	7	-	-
29600	Fed-Other-Refuge Revenue Sharing	976	6,126	5,200	5,200
29715	Other Governmental Agencies	68,584	48,059	69,000	69,000
	Total	35,495,400	37,675,885	37,781,200	37,781,200
<u>CHARGES FOR SERVICES</u>					
30200	Special assessments	1,307,382	1,281,134	1,400,000	1,400,000
36990	Sb813 administration costs	117,467	170,980	100,000	100,000
38021	Govt fund rev A-87 carry forward	(972,950)	(485,653)	231,391	231,391
39901	Funds >13 rev A-87 carry forward	(163,920)	(198,000)	57,449	57,449
	Total	287,979	768,461	1,788,840	1,788,840



2013-2014 Recommended Final Budget Discretionary Revenue

ACCOUNT DESCRIPTION		Actuals As of 6/30/2012	Actuals As of 6/30/2013	Adopted Proposed Budget 2013-2014	Recommended Final Budget 2013-2014
MISCELLANEOUS REVENUE					
40400	Miscellaneous Revenue	358,040	-	-	-
40410	Unclaimed monies	16,211	49,330	49,000	49,000
40560	Cancelled warrants	18,816	17,946	21,000	21,000
Total		393,067	67,276	70,000	70,000
OTHER FINANCING SOURCES					
46000	Sale of fixed assets	2,734	-	-	-
46600	Operating transfers in	556,796	327,123	327,140	327,140
46612	Transfer-2002 endowment drawdown	1,848,054	1,940,272	1,940,272	1,940,272
46613	Transfer-2006 endowment drawdown	546,732	666,943	666,943	666,943
46620	County match	20,082	-	-	-
Total		2,974,398	2,934,338	2,934,355	2,934,355
TOTAL DISCRETIONARY REVENUE		148,513,238	165,906,317	156,118,987	156,118,987
17610	Increase(decrease)-fair value of investments	78,019	(421,954)	-	-
TOTAL ADJUSTED DISCRETIONARY REVENUE		148,591,257	165,484,363	156,118,987	156,118,987

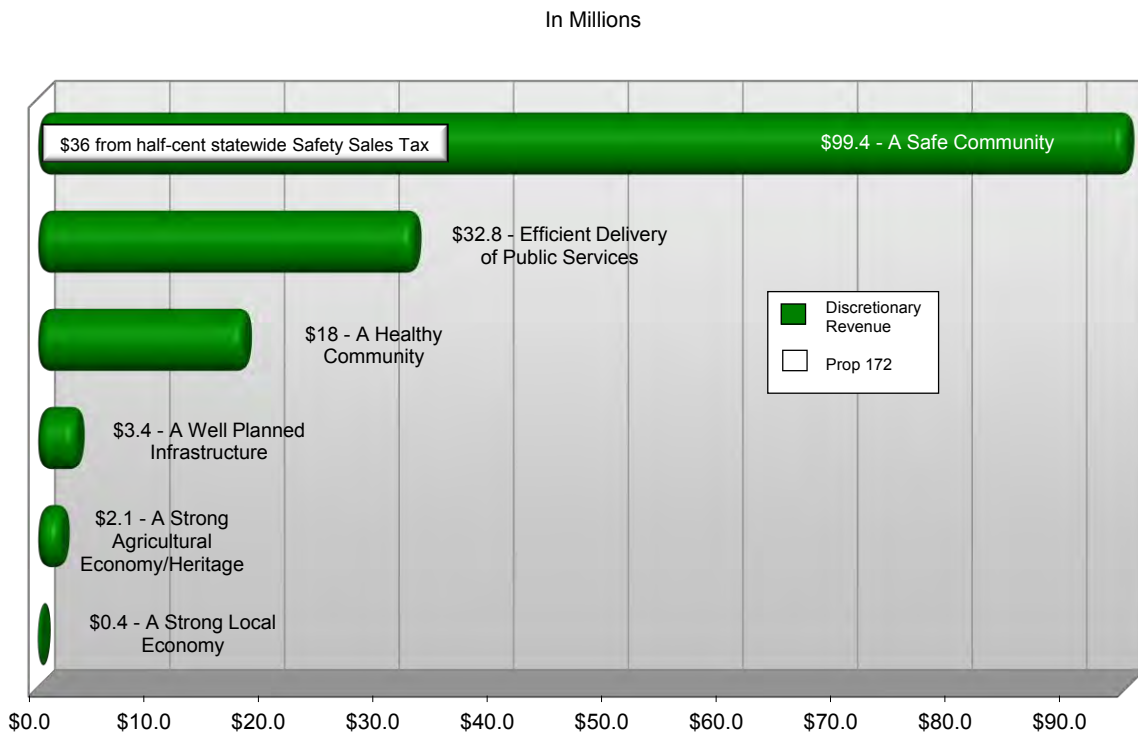
DISCRETIONARY REVENUE

Revenue available to fund programs at the Board of Supervisors’ discretion is referred to as Discretionary Revenue. The majority of Discretionary Revenue in the 2013-2014 Recommended Final Budget supports funding for public safety and criminal justice services for the Sheriff, Probation, District Attorney and Public Defender as well as government-related services such as the Chief Executive Office, Assessor and the General Services Agency. Health and Human Services departments use Discretionary Revenue as matching funds to support Maintenance of Effort (MOE) requirements for leveraging additional revenues for Federal and State supported programs. Since most of the Board of Supervisors’ discretion is directly linked to this revenue source, considerable attention is given to key discretionary revenue sources.

The 2013-2014 Recommended Final Budget, at \$156,118,987 projects an overall increase in discretionary revenue of \$6 million when compared to the Fiscal Year 2012-2013 Budget as adjusted at Mid-Year (after adjusting for the one-time budgeted revenue of \$10.5 million for Proposition 1A loan repayment and dissolution of the redevelopment agencies). This projected increase is primarily attributed to increases in property tax and sales related tax revenues. Property tax revenue has not recovered from several years of decreases but some recovery is anticipated for the coming fiscal year. With the completion of the Assessed Roll valuation for Fiscal Year 2013-2014, the Assessor announced an increase of 4.94%, in contrast to the cumulative drop of approximately 22% in the assessment roll over the past five years.

The following chart summarizes the proposed distribution of discretionary revenue for Fiscal Year 2013-2014, clearly indicating that the Board of Supervisors’ top priority of “A Safe Community” is the largest recipient of this revenue source.

**Distribution of Discretionary Revenue – Recommended Final Budget 2013-2014
\$156,118,987**



Overview

Over 90% of all discretionary revenue consists of property and sales tax sources. The largest dollar volume comes from current secured property taxes, property taxes received in-lieu of Vehicle License Fees, Public Safety Sales Tax (Prop 172) and the 1% local sales and use taxes. A number of these

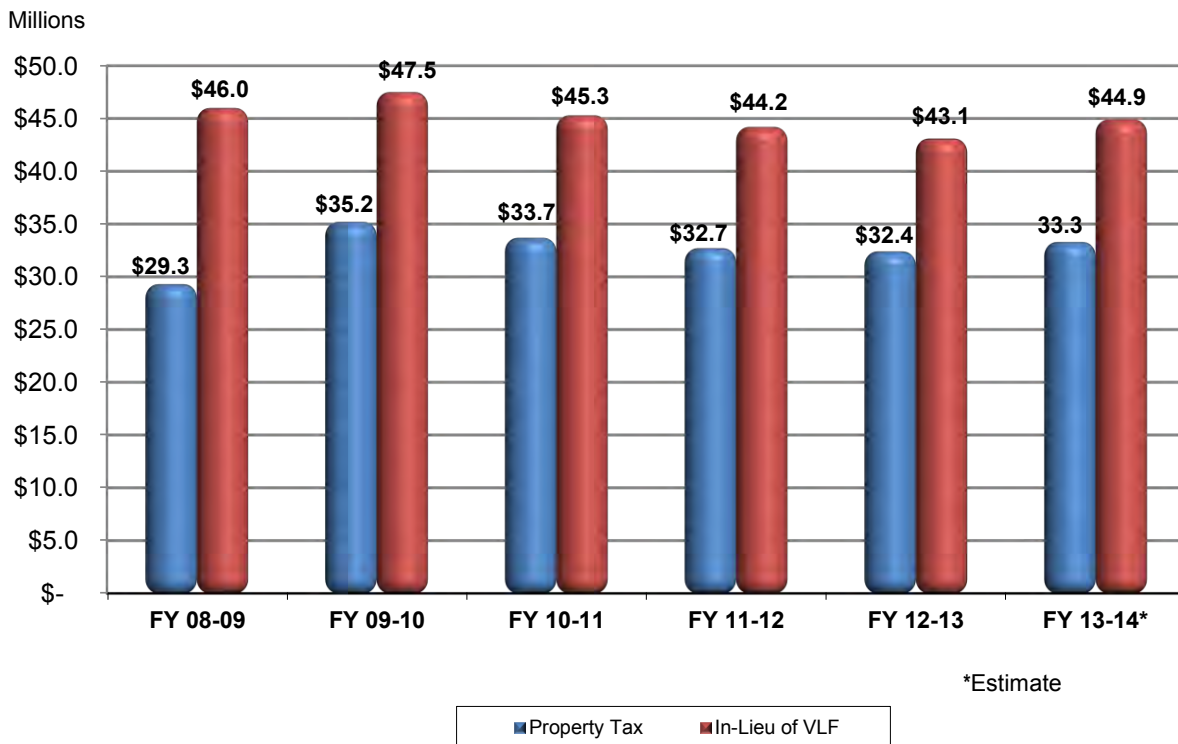
categories are monitored on a regular basis with consideration given to, among other factors, historical inflow trends and local and regional economic conditions. A brief summary of the major discretionary revenue categories is provided below.

Secured Property Taxes and Property Taxes In-Lieu of Vehicle License Fees

The County receives a portion of the annual property tax revenues that are collected by the Tax Collector. This portion varies among tax code areas, depending on the percentage that is allocated for each area between the County, cities, special districts, redevelopment agencies and schools. The County's portion ranges from 10% to 12% of the taxes collected and is among the lowest county allocations in the State.

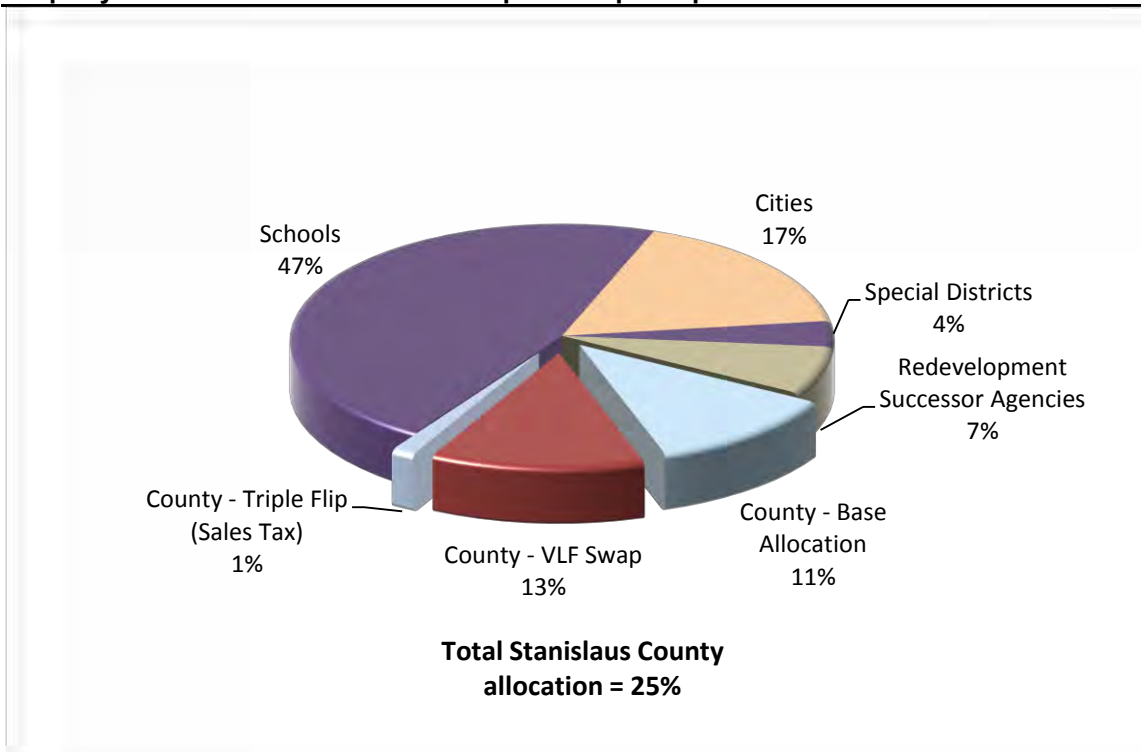
During the 2004-2005 Fiscal Year, a major shift in local government funding occurred as the revenue received from Vehicle License Fees (VLF) was exchanged by the State of California for an equivalent amount of property taxes. This swapped revenue, shown as "Property Tax In-Lieu of VLF" on the discretionary revenue schedule, increased the County's reliance on property tax revenue. The following chart reflects revenue received over the past six years comparing Secured Property Tax revenue to Property Taxes received in-lieu-of Vehicle License Fees:

Property Tax and In-Lieu Vehicle License Tax



The formula to calculate Property Tax In Lieu of VLF is very specific, requiring the certified value of all properties provided to the Auditor-Controller by the Assessor as of January 1 of each year before tax roll adjustments. This provides for a uniform application across the State and any roll changes made are captured in the following year. The revised relative share of property tax by governmental entity when the VLF Swap and Sales Tax In Lieu of Property Tax revenues (discussed in the Sales and Use Tax section) are factored in is shown in the following chart and reflects the County's overall property tax percentage share of approximately 25%.

Property Tax Allocations after VLF Swap and Triple Flip



Public Safety Sales Tax

As a result of the 1993-1994 State Budget, property tax revenues were shifted from the counties and cities to schools, thereby reducing the State's funding obligations to public schools. A ½ cent sales tax was enacted in January of 1994 (Proposition 172) to help alleviate the impact to local government. This sales tax, known as the "Public Safety Sales Tax," allowed an additional ½ cent sales tax to be collected and allocated to local agencies to exclusively fund public safety activities. In Stanislaus County, these monies are used to fund the Sheriff, District Attorney, Probation and Juvenile Institutions operations.

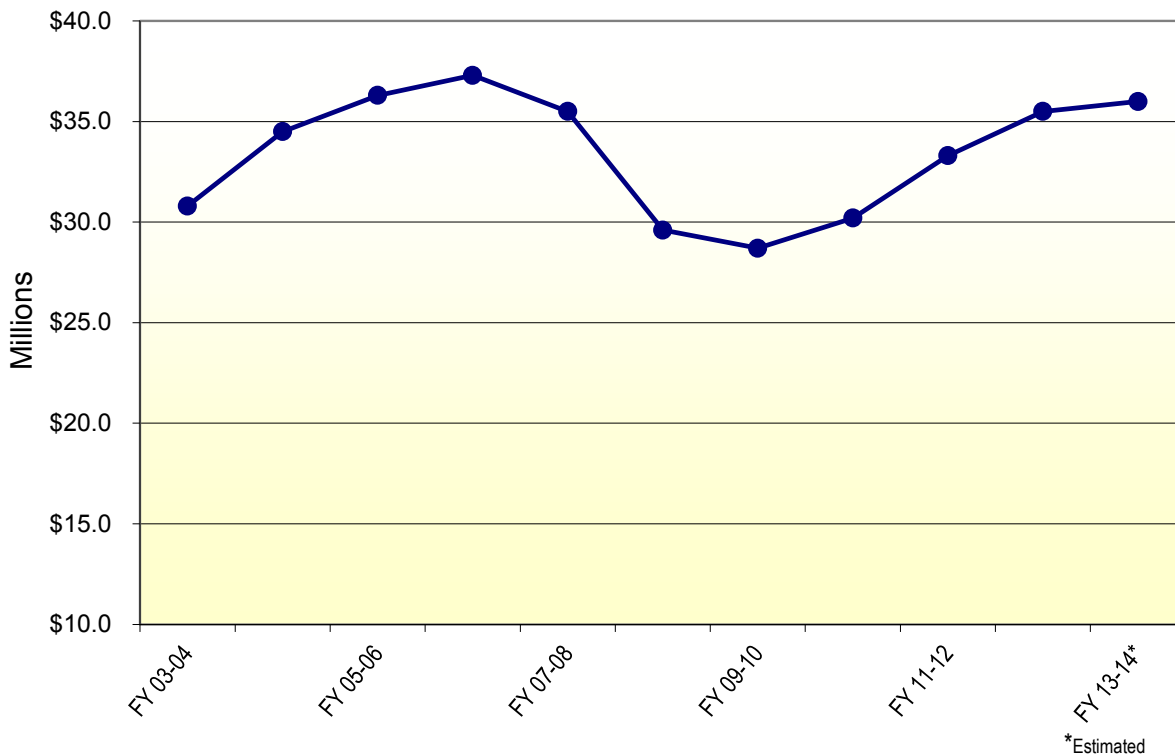
There is a Maintenance of Effort (MOE) for these funds that requires a minimum commitment of local resources to be allocated to public safety services. To receive the full allocation of these revenues, minimum funding levels for public safety functions must equal or exceed the 1992-1993 base year funding, adjusted by a growth factor. The minimum adjusted level calculated for 2012-2013 was \$55 million, with the actual budget commitment established at \$109 million. This resulted in the County exceeding the MOE requirement by nearly \$54 million concerning the use of Proposition 172 revenues.

The Public Safety Sales Tax is collected by the State Board of Equalization and apportioned to each county based on the county's proportionate share of statewide taxable sales. The combination of statewide taxable sales and the proportionate share (or "pool rate") are the factors that determine the amount of revenue from this tax source. For several years, Stanislaus County's population growth resulted in an increase in the overall proportion of the State sales tax pool rate. Because of the recent economic downturn, the County's portion of the overall sales tax pool has been inconsistent, decreasing for two years, increasing in 2010-2011, and then decreasing again in 2011-2012. Sales volume in Stanislaus County for 2012-2013 indicates that the County's portion of the State sales tax pool is up slightly, and will likely experience an increase in Fiscal Year 2013-2014. The actual rate will not be announced by the State until late November 2013 at the earliest. Because the statewide total of the sales tax pool normally exceeds \$2 billion, even the slightest change in the pool rate can have a significant impact on revenue projections.

Fiscal Year	Stanislaus County Pool Rate	Increase/(Decrease)
2008-2009	0.012732	-0.000423
2009-2010	0.012664	-0.000068
2010-2011	0.012819	0.000155
2011-2012	0.012782	-0.000037
2012-2013	0.012804	0.000022
Proposed 2013-2014	0.012822	0.000018

The Recommended Final Budget estimate of \$36 million for this revenue source reflects a cautiously optimistic estimate in view of the improvement in consumer confidence statewide. This represents a 7.5% increase from the 2012-2013 Adopted Final Budget amount of \$33.5 million but about a 1% increase from the \$35.5 million actually received in Fiscal Year-End 2012-2013. Slightly over 4% of the entire Proposition 172 revenue received is distributed to cities, with the balance retained by the County. The following chart reflects the actual Proposition 172 revenue received over the past ten years.

Prop 172 Public Safety Sales Tax



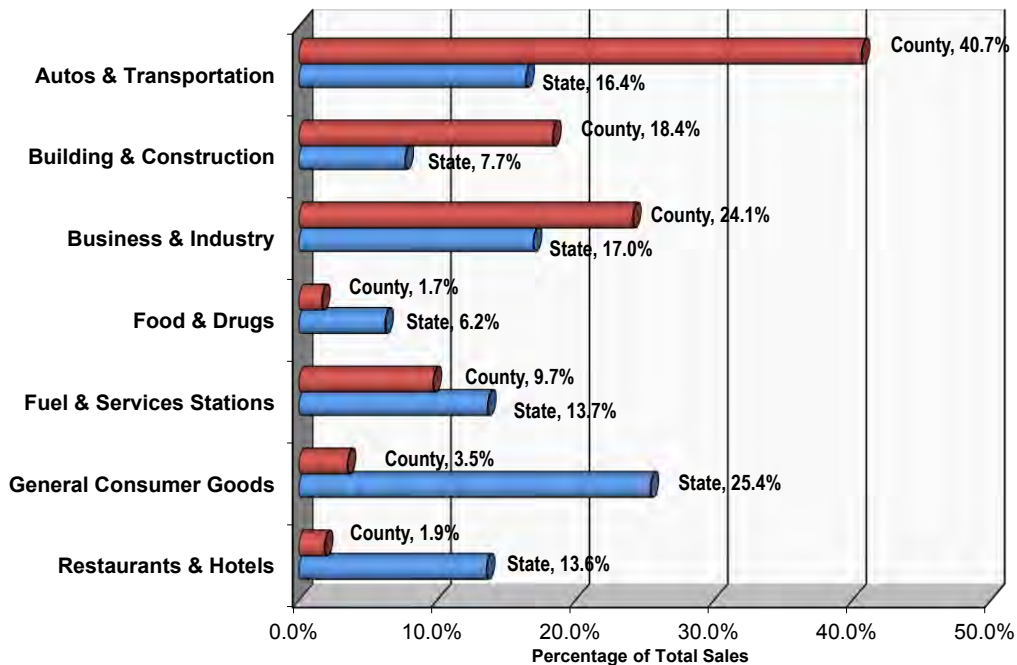
Sales and Use Tax

California has a statewide sales and use tax rate of 7.5%. The voters in Stanislaus County passed a 1/8 cent sales tax measure in 1995 and again in 1999, 2004 and 2012 to support local libraries. Sales Tax receipts are distributed as follows:

Sales Tax Distribution	Amount
State General Fund	5.25%
State Economic Recovery Bonds ("Triple Flip")	0.25%
Incorporated/Unincorporated Areas (Discretionary Revenue)	0.75%
Countywide Transportation Fund	0.25%
County Health and Social Services Programs ("Realignment")	0.50%
Public Safety Sales Tax	0.50%
Library Tax	0.125%
Total	7.625%

The following graph illustrates the business mix that contributes to sales and use taxes in the unincorporated areas of Stanislaus County compared to the taxes collected in the State as a whole. These percentages represent activity in the quarter ending March 31, 2013. It should be noted that Stanislaus County historically relies on Autos and Transportation sales and Business and Industry activity to a much larger degree than other counties throughout the State.

Stanislaus County Sales Tax Comparison by Business Type



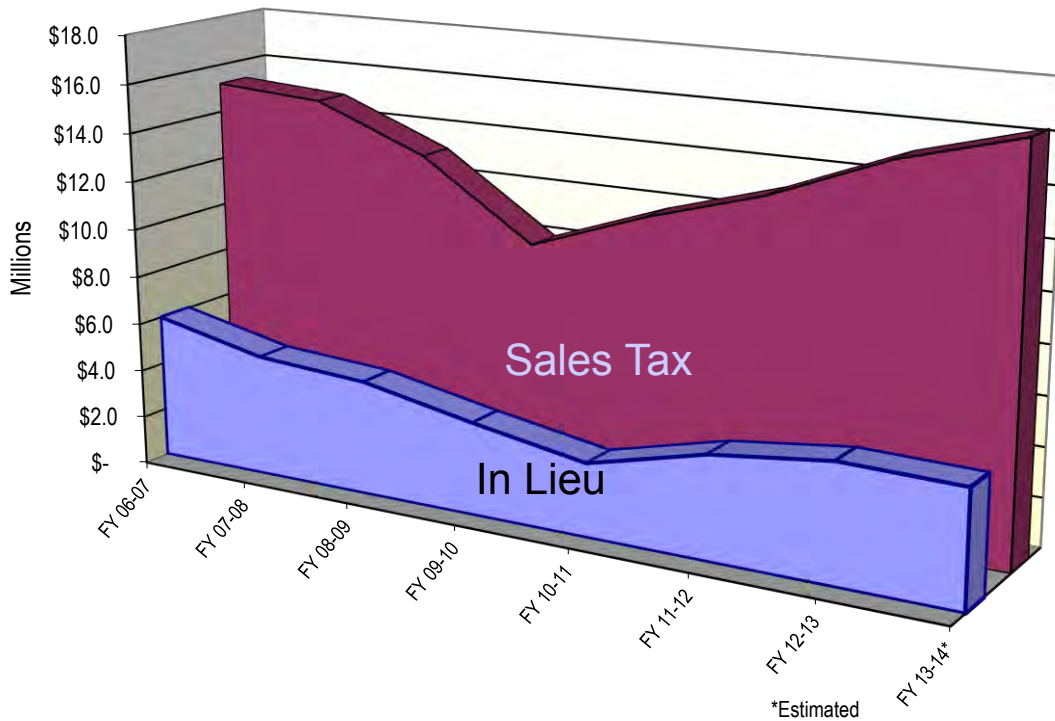
Sales and Use Tax is another discretionary revenue source that was affected by the State budget actions in Fiscal Year 2004-2005. As part of a complicated financing structure for the State Economic Recovery Bonds, the State "flipped" ¼ of the Bradley-Burns sales and use tax from the counties and cities to the bond trustee for debt service payments. In order to compensate for the lost revenue to cities and counties, an equivalent amount of property taxes from the County Education Revenue Augmentation Fund (ERAF) are to be shifted to an "In-lieu of Sales and Use Tax" account. The third leg in this "Triple Flip" would require the State to make up lost ERAF revenue to education from the State of California's General Fund.

Payments to the "In-lieu of Sales and Use Tax" account are to be made by each county's Auditor-Controller in January and May of each fiscal year with an annual "true-up" occurring in the following September of each fiscal year. The State Department of Finance reconciles what was advanced in the prior year to actual revenue received. In Fiscal Year 2012-2013 the true-up amount had a positive

\$352,509 impact on revenue for the County General Fund. The County will have a true-up every fiscal year until the State Bonds are paid off, estimated to occur in the spring of 2016.

The Recommended Final Budget for the County is \$16,300,000 in Sales and Use Tax and \$4,700,000 in “In-lieu of Sales and Use Tax”. For the Sales and Use Tax this reflects an anticipated 8% increase over the \$15 million actually received in Fiscal Year-End 2012-2013, and is reflective of an increasing consumer confidence statewide.

Sales and Use Tax and Property Tax In-Lieu of Sales Tax



Additional Notable Discretionary Sources

Fines and penalties collected on delinquent property taxes is one revenue source that benefited from the falling real estate market. During the height of the residential property crisis, the San Joaquin Valley became known for leading the nation in foreclosures. As homes were lost to the lenders, delinquent taxes and penalties were paid to the County Tax Collector. At the height of the crisis, Stanislaus County added \$10.9 million to its fines and forfeitures revenue account in Fiscal Year 2008-2009. As the rate of foreclosures decline, revenue from fines and penalties decreases as well, and the Recommended Final Budget of \$3.1 million reflects this trend.

Interest earnings for the General Fund fluctuate based on the amount of cash on hand and the interest rate that is adjusted quarterly. Although interest earnings finished stronger than expected in 2012-2013 a conservative approach is still warranted in Fiscal Year 2013-2014 due to low interest rates and the anticipated use of cash reserves.

The Property Transfer Tax is a tax collected by the Clerk-Recorder at the time of recording when an interest in real property is conveyed. The tax rate is fifty-five cents (\$0.55) for each five hundred dollars (\$500) and is based on the unencumbered assessed value of the property, or the purchase price, whichever is greater. For the 2013-2014 budget only a modest increase is reflected from actual revenue received in Fiscal Year 2012-2013.

An 8% Transient Occupancy Tax (TOT) is charged to customers staying in hotels in the unincorporated areas of the County. TOT revenue is directly correlated to consumer travel and is therefore subject to short-term fluctuation based on numerous economic factors. The robust collections in the 2007-2009 fiscal years was attributed to the build-out and resulting activity of several hotels along Highway 99 and Interstate 5 running through Stanislaus County. However, recent years from 2010 to 2013 are indicative of a modest increase in the economy and travel.

The following table shows amounts received over the past several years with estimates for Fiscal Year 2013-2014:

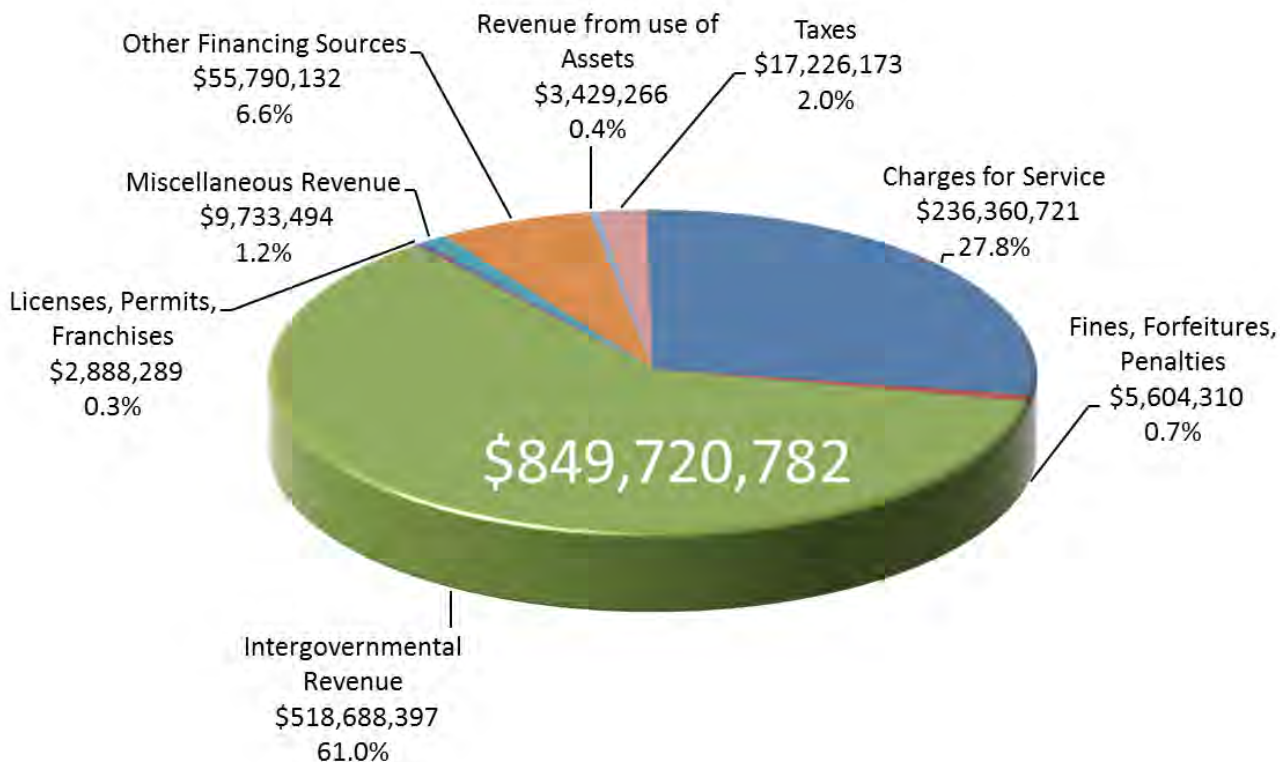
Fiscal Year	Fines & Penalties from Delinquent Taxes	General Fund Interest Earnings	Property Transfer Tax	Transient Occupancy Tax
2008-2009	10,923,451	2,741,137	1,552,846	835,803
2009-2010	7,886,132	2,227,711	1,271,225	680,780
2010-2011	5,729,900	1,416,537	1,198,951	661,155
2011-2012	4,448,541	1,705,208	1,207,096	755,910
2012-2013	5,827,385	2,136,874	1,297,875	762,827
2013-2014 Budget	3,120,000	1,876,000	1,300,000	770,000

DISCRETIONARY REVENUE SUMMARY

In conclusion, it is recommended that \$156,118,987 be established as the discretionary revenue budget estimates for Fiscal Year 2013-2014. This represents an increase of \$6 million, or 4%, from 2012-2013 budget after adjusting for the one time budgeted revenue. Adjustments may be included as part of the Mid-Year Financial Report, when six months of activity will be available for Fiscal Year 2013-2014.

OTHER MAJOR REVENUE SOURCES (NON DISCRETIONARY REVENUE)

The total estimated revenue for Fiscal Year 2013-2014 is \$1,005,839,769. Of that amount, Discretionary Revenue is estimated to be \$156,118,987. In addition to the County's Discretionary Revenue (discussed earlier), other sources of revenue are estimated to be \$849,720,782 or 84.5% of total estimated revenue. Other major sources of revenue include revenue from the State and Federal government, taxes, use of assets, fines, forfeitures and penalties, internal transfers and charges to departments for health insurance costs. The following chart represents the total major revenue sources other than discretionary revenue by category of revenue type.



The following is a listing and brief description of the County's top 25 other major revenue sources that are included in the 2013-2014 Recommended Final Budget.

Federal Administration In-Home Supportive Services Case Management/Account 27184 - This revenue from the Federal government is for administration costs and provision of In-Home Supportive Services and is budgeted at \$34,066,260 compared to \$26,096,438 in the 2012-2013 Adopted Final Budget.

State Construction Account 23400 - This revenue is from the Proposition 1B State Route 99 Account which is a subset of the Highway Safety, Traffic Reduction, Air Quality, and Port Security Bond Act of 2006. These funds are available for State Route 99 Corridor Enhancements. The estimated revenue for Fiscal Year 2013-2014 is \$32,000,000.

Stanislaus County Local Revenue (AB 118) Account 25050 - This revenue from the State government realigns many public safety and health and human services funds to counties. 2011 Realignment is funded with a dedicated portion of State sales tax revenue and Vehicle License Fees (VLF). These funds are budgeted in the Probation, Sheriff, District Attorney, Public Defender, Community Services Agency and Behavioral Health and Recovery Services budgets. The estimated revenue for Fiscal Year 2013-2014 is \$30,882,211.

State Administration In-Home Supportive Services/Account 21060 - This revenue from the State is for administration costs and provision of In-Home Supportive Services and is budgeted at \$29,948,127, up from the 2012-2013 Final Budget amount of \$17,410,672. The increase in revenue is due primarily

to the implementation of the State In-Home Supportive Services (IHSS) Maintenance of Effort (MOE) model, which established a set county share of cost as well as some program growth that generated additional State funds.

Federal Administration Aid to Families with Dependent Children Family Group/Unemployed/Account 27060 - This revenue from the Federal government, estimated to be \$27,613,433 is for administration and services costs of the CalWORKs, Mental Health/Substance Abuse, Promote Safe and Stable Families (PSSF) Programs, and the Consortium IV (CIV) Project. This level of funding is higher than the 2012-2013 Adopted Final Budget level of \$24,205,911.

State Administration Medi-Cal/Account 21070 - This revenue from the State government is for administration costs of the Medi-Cal program and is budgeted at \$25,100,613 compared to \$19,558,591 in the 2012-2013 Adopted Final Budget. The increase is due to additional Medi-cal funding for Health Care Reform.

Federal Aid for Children-Family Group/Account 27240 - This revenue from the Federal government is for assistance payments for the CalWORKs All Other Families Program and is budgeted at \$24,418,914 compared to \$26,314,802 in the 2012-2013 Adopted Final Budget.

Federal-Other/Account 28800 - This account represents various types of Federal revenue used primarily to fund Public Health, Community Development Block Grant (CDBG) programs, and Public Works road projects. Revenue estimates of \$23,817,864 are down from the 2012-2013 Adopted Final Budget levels of \$42,621,370 primarily due to the separation of the Claribel Road Widening and SR99/Kiernan Interchange project budgets to Account 27600 listed below.

State-Assistance-CW All Other Families/Account 21430 - This revenue recognizes the State cash reimbursements/operating revenue associated with the State share of cost for CalWORKs. All Other Families represent the federally eligible single parent families who receive monthly CalWORKs public assistance payments. This population accounts for approximately 75% of the persons receiving CalWORKs public assistance and is budgeted at \$22,360,019.

State Aid Realignment-Support Services Account 22531 - This revenue from the State government is 2011 Realignment funds that are designated for Drug and Alcohol services, Early Periodic Screening, Diagnosis, and Treatment (EPSDT), Mental Health Managed Care services, Community Services Agency-Public Economic Assistance and Probation Field Services. The revenue is allocated to the County based on legislated methodologies and is budgeted at \$14,218,606 in Behavioral Health and Recovery Services, \$8,010,845 in Community Services Agency and \$55,000 in Probation, for a total of \$22,284,451.

State Aid-Realignment/Account 21460 - This revenue from the State is for sales tax revenue designated for Social Services programs, allocated to the County based on legislated methodologies and is budgeted at \$21,633,797 compared to \$21,766,566 in the 2012-2013 Adopted Final Budget.

State Aid-Mental Health/Account 22430 - This revenue from the State government is designated for Mental Health programs allocated to the County based on legislated methodologies and is budgeted at \$19,434,922.

Federal-Construction/Account 27600 - This account represents Federal revenue anticipated by Public Works for two large projects: SR99/Kiernan Interchange Project and Claribel Road Widening Project. The estimated revenue for Fiscal Year 2013-2014 is \$17,805,354.

Mental Health Services-Medi-Cal Reimbursement/Account 33950 - This revenue from the Federal government is the Federal Financial Participation share (50%) of mental health services to Medi-Cal eligible clients. A 50% match is required of the County to access these funds. Funding from Medi-Cal is budgeted at \$17,329,149 and reflects an increase from \$15,617,113 in the 2012-2013 Adopted Final Budget.

Sales and Use Taxes 11800 - The estimated non-discretionary revenue is budgeted at \$16,081,123. Of this, \$8 million is from the voter approved Library 1/8-cent sales tax and the remaining amount is

State revenue received through StanCOG for Public Works: Local Transit System and Road and Bridge. This is an increase from the 2012-2013 Adopted Budget of \$14,140,640.

Federal Administration Non Assisted Food Stamps/Account 27040 - This revenue from the Federal government is for administration costs of the CalFresh (formerly Non Assisted Food Stamps) program and is budgeted at \$14,844,220 an increase from \$13,187,191 in the 2012-2013 Adopted Final Budget.

Health Fees-Health Net Managed Care Revenue/Account 33814 - This revenue received from the Health Net is payment for eligible outpatient services provided to Medi-Cal participants and is budgeted at \$14,533,177, an increase from \$7,175,936 in the 2012-2013 Adopted Final Budget. The increase in estimated revenue is due to Medi-Cal payments for the California State Department of Health Care Services mandate that required seniors and persons with disabilities to transition to a Medi-Cal managed care health plan.

State Aid-Realignment/Account 22510 - This revenue, allocated from the State's sales tax and vehicle license fee collections is for the County's required Medi-Cal Match and services to severely mentally ill residents not covered under other funding. Realignment is budgeted at \$14,428,427, slightly up from \$14,408,818 in the 2012-2013 Adopted Final Budget.

Public Facilities Fees Transfer In/Account 46615 - This account is mainly used to record public facilities fees in Public Works-Engineering and Road and Bridge. The estimated revenue for Fiscal Year 2013-2014 is \$13,962,243.

State Highway Users Tax/Account 20200 - This revenue is from the State and is comprised of fuel tax levied per gallon of fuel. Funds are apportioned to counties in proportion to the number of fee-paid and exempt vehicles registered within the County as compared to the total number in the State. Funds are dedicated to: 1) Providing research, planning, construction, improvement, maintenance, and operation of public streets and highways, including mitigation of their environmental effects, the property taken or damaged for such purposes and the administrative costs necessarily incurred in fulfilling these purposes; 2) Research, planning, construction, and improvement of exclusive public mass transit guideways. The estimated revenue for this account for Fiscal Year 2013-2014 is \$13,280,000 compared to \$13,650,000 in the 2012-2013 Adopted Final Budget.

State Motor Vehicle License Fees/In-lieu Tax Realignment/Account 20390 - This is a companion to Account 46610 and is used to record the receipts of this Vehicle License Fee (VLF) revenue into the General Fund. Revenue estimates for this account were prepared by the Chief Executive Office and reflect an estimate of \$12,362,743 in Fiscal Year 2013-2014, an increase from \$12,041,405 estimated in the 2012-2013 Adopted Final Budget.

Federal Administration-Child Support Enforcement/Account 27080 - This account is the Federal funding contribution that supports the Department of Child Support Services. Revenue estimates for Fiscal Year 2013-2014 are \$10,853,950, up from the 2012-2013 Adopted Final Budget of \$10,032,261.

Law Enforcement Services/Account 32800 - This revenue primarily funds contractual law enforcement services provided by the Sheriff's Department and District Attorney to other County and governmental agencies with \$10,157,915 in estimated revenue budgeted in County Public Safety Departments, and is up from \$9,972,320 estimated in the 2012-2013 Adopted Final Budget.

State Administration Non-Assistance Food Stamp/Account 21120 - This account is used to record State revenue as claimed on the California Department of Social Services County Expense Claim for costs associated with administration of the Non-Assistance food stamps (NASF) Program. The estimated revenue for Fiscal Year 2013-2014 is \$10,033,902 compared to \$8,895,829 estimated in the 2012-2013 Adopted Final Budget.

Federal Administration - CWS IVE Account 27020 - This account is used to record federal revenue as claimed on the California Department of Social Services County Expense Claim for costs associated with administration/case management of the Child Welfare Services Programs. The estimated revenue is budgeted at \$9,534,654.

DEBT SERVICE

Certificates of Participation

The County of Stanislaus debt is primarily in the form of Certificates of Participation (COP). Created in conjunction with lease agreements, which encumber County-owned property, COPs are securities issued and marketed to investors in a manner similar to tax-exempt bonds.

In a COP transaction, the County enters into an agreement with a third party, the Stanislaus County Capital Improvements Financing Authority, to lease an asset (normally a building) over a specific period of time at a predetermined total cost. The asset, owned by the County and leased to the Finance Authority, is then subleased back to the County. In this transaction, the Finance Authority sells certificates in order to make its total lease payment to the County at the beginning of the lease period. With that lump sum (advance) lease payment, the County then builds or buys the property.

The following chart reflects each outstanding Certificate of Participation (COP) financing by activity, the interest rate as a percent, the original date of issuance, the date of maturity, the original amount borrowed, the balance as of June 30, 2013, the current debt obligations for Stanislaus County for Fiscal Year 2013-2014, and the remaining balance to maturity once the debt obligation payments are made during the fiscal year.

Governmental Activities	Interest Rate %	Date of Issue	Maturity	Original Borrowing	Balance to Maturity as of June 30, 2013	2013-2014 Debt Obligation Principal	2013-2014 Debt Obligation Interest	Remaining Balance to Maturity
2004 Series A Gallo Center for the Arts	1.63-4.38	3/26/2004	9/1/2025	\$15,340,000	\$11,050,000	\$675,000	\$431,220	\$10,375,000
2004 Series B 12th Street Office & Parking Garage, Nick W. Blom Salida Regional Library	1.63-4.38	3/26/2004	9/1/2025	\$27,455,000	\$19,770,000	\$1,205,000	\$771,580	\$18,565,000
2007 Series A Refunding Community Services Facility, Public Safety Center, Minimum Security Facility, Sheriff Operations Center, Agricultural Center, Ray Simon Training Center	3.65-5.75	2/1/2007	5/1/2018	\$40,540,000	\$19,915,000	\$3,985,000	\$984,425	\$15,930,000
TOTAL GOVERNMENTAL ACTIVITIES:				\$83,335,000	\$50,735,000	\$5,865,000	\$2,187,225	\$44,870,000

The debt remaining on the 1998 Series A COP, which was reported in the Fiscal Year 2012-2013 Adopted Final Budget, was refinanced through a private placement and is shown in the chart below.

Private Placement	Interest Rate %	Date of Issue	Maturity	Original Borrowing	Balance to Maturity as of June 30, 2013	2013-2014 Debt Obligation Principal	2013-2014 Debt Obligation Interest	Remaining Balance to Maturity
2012 Lease Refunding for Public Administration Center 10th Street Place	1.99	8/1/2012	6/1/2018	\$22,160,000	\$7,507,342	\$1,441,641	\$138,219	\$6,065,701

Ratios

A number of ratios can be applied to the County's debt service. For Fiscal Year 2013-2014, the County's total gross debt obligation for its General Fund is \$10,545,603 and the total Recommended Final Budget is \$1,042,987,731. The ratio comparing the annual debt service to total budget shows that debt service represents only 1.01% of the total budget. In addition, a comparison of debt service to discretionary revenue can be obtained by dividing the total gross debt obligation (\$10.5 million) by the total Discretionary Revenue Budget of \$156,118,987. This analysis shows that debt service payments represent 6.8% of the total Discretionary Revenue Budget.

DEBT LIMITS

California Government Code 29909 prescribes the bonded debt limit for general law counties at 5% of “the taxable property of the county as shown in the equalized assessment roll.” This equaled \$1.76 billion for Fiscal Year 2012-2013. The County has never come close to approaching this limit. As of June 30, 2012, the County’s total debt including Certificates of Participation (COP), Tobacco Securitization Notes and Pension Obligation Bonds, equaled \$204,354,616 or approximately 0.6% of the assessment roll.

RETIREMENT – UNFUNDED LIABILITY

A pension plan’s payment obligations, including all income, death and termination benefits owed, are compared to the plan’s present investment experience, and if the total plan obligations exceed the projected plan assets at any point in time, the plan has an unfunded liability. As of June 30, 2012 StanCERA’s unfunded liability was \$436.9 million which is a funded ratio of 76.9%. Stanislaus County’s portion of this unfunded liability is \$406.3 million. 2012-2013 investment earnings are tracking strong which should lower this amount. The Retirement Board continues to explore options to optimize returns which would increase the funding ratio and decrease the amount of unfunded liability.



2013-2014 Recommended Final Budget Three Year Budget Summary

SUMMARY OF ALL FUNDS

ALL FUNDS	2011-2012		2012-2013		2013-2014
REVENUE CATEGORIES	Actuals		Actuals		Recommended Final Budget
Taxes	\$ 116,385,456	\$ 132,555,177	\$ 124,461,365		
Licenses, Permits, Franchises	3,251,371	3,427,358	3,863,289		
Fines, Forfeitures, Penalties	11,277,500	11,709,280	8,724,310		
Revenue from Uses of Assets	11,396,271	7,723,887	5,643,666		
Intergovernmental Revenue	435,526,874	459,495,610	556,469,597		
Charges for Services	209,445,292	218,118,997	238,149,561		
Miscellaneous Revenue	7,120,791	5,060,191	9,803,494		
Other Financing Sources	48,630,016	67,048,553	58,724,487		
Total Revenue	\$ 843,033,571	\$ 905,139,053	\$ 1,005,839,769		
EXPENDITURE CATEGORIES					
Salaries and Benefits	\$ 298,666,620	\$ 315,186,974	\$ 369,618,785		
Services and Supplies	200,753,792	236,323,584	305,652,946		
Other Charges	243,406,389	263,461,539	296,450,299		
Fixed Assets	1,637,118	3,100,728	9,686,145		
Other Financing Uses	68,200,775	78,689,981	52,390,162		
Intrafund	-	-	9,822		
Contingencies	-	-	9,179,572		
Total Expenditures	\$ 812,664,694	\$ 896,762,806	\$ 1,042,987,731		
CHANGES TO FUND BALANCE					
Beginning Fund Balance	\$ 338,706,871	\$ 369,075,748	\$ 377,451,995		
Net Increase (Decrease) in Fund Balance/Retained Earnings	30,368,877	8,376,247	(37,147,962)		
Ending Fund Balance	\$ 369,075,748	\$ 377,451,995	\$ 340,304,033		

GOVERNMENTAL FUNDS

GENERAL FUND	2011-2012		2012-2013		2013-2014
REVENUE CATEGORIES	Actuals		Actuals		Recommended Final Budget
Taxes	\$ 101,963,246	\$ 115,165,790	\$ 107,335,192		
Licenses, Permits, Franchises	1,915,662	1,945,038	1,913,000		
Fines, Forfeitures, Penalties	8,125,567	8,955,628	6,399,000		
Revenue from Uses of Assets	3,522,266	3,426,597	3,801,002		
Intergovernmental Revenue	62,206,659	63,130,367	61,048,399		
Charges for Services	35,338,637	41,348,372	45,933,184		
Miscellaneous Revenue	1,124,487	912,584	1,318,857		
Other Financing Sources	6,907,995	7,112,707	7,501,067		
Total Revenue	\$ 221,104,519	\$ 241,997,083	\$ 235,249,701		
EXPENDITURE CATEGORIES					
Salaries and Benefits	\$ 112,693,960	\$ 123,240,439	\$ 136,906,701		
Services and Supplies	29,121,015	32,665,382	37,571,448		
Other Charges	20,781,473	21,514,412	23,079,477		
Fixed Assets	1,192,632	1,696,878	3,170,595		
Other Financing Uses	49,817,956	44,531,658	46,760,544		
Intrafund	-	-	(67,043)		
Contingencies	-	-	9,179,572		
Total Expenditures	\$ 213,607,036	\$ 223,648,769	\$ 256,601,294		
CHANGES TO FUND BALANCE					
Beginning Fund Balance	\$ 108,591,657	\$ 116,089,140	\$ 134,437,454		
Net Increase (Decrease) in Fund Balance	7,497,483	18,348,314	(21,351,593)		
Ending Fund Balance	\$ 116,089,140	\$ 134,437,454	\$ 113,085,861		



2013-2014 Recommended Final Budget Three Year Budget Summary

GOVERNMENTAL FUNDS-Continued

<u>SPECIAL REVENUE</u>					2013-2014
REVENUE CATEGORIES	2011-2012		2012-2013		Recommended
	Actuals		Actuals		Final Budget
Taxes	\$	10,538,019	\$	11,525,734	\$ 10,820,050
Licenses, Permits, Franchises		1,335,709		1,482,320	1,950,289
Fines, Forfeitures, Penalties		1,715,890		1,522,578	1,295,310
Revenue from Uses of Assets		6,964,763		3,731,195	1,079,214
Intergovernmental Revenue		371,105,811		394,783,569	493,527,699
Charges for Services		55,083,946		55,810,701	62,168,491
Miscellaneous Revenue		2,154,021		1,495,617	2,593,388
Other Financing Sources		34,005,903		49,767,028	43,945,293
Total Revenue	\$	482,904,062	\$	520,118,742	\$ 617,379,734
EXPENDITURE CATEGORIES					
Salaries and Benefits	\$	160,757,050	\$	166,214,047	\$ 203,514,750
Services and Supplies		81,826,538		108,453,147	162,552,742
Other Charges		207,616,354		229,537,297	255,200,377
Fixed Assets		721,634		1,376,951	2,249,158
Other Financing Uses		11,932,261		24,999,329	4,041,961
Intrafund		-		-	76,865
Contingencies		-		-	-
Total Expenditures	\$	462,853,837	\$	530,580,771	\$ 627,635,853
CHANGES TO FUND BALANCE					
Beginning Fund Balance	\$	190,163,892	\$	210,214,117	\$ 199,752,088
Net Increase (Decrease) in Fund Balance		20,050,225		(10,462,029)	(10,256,119)
Ending Fund Balance	\$	210,214,117	\$	199,752,088	\$ 189,495,969
 CAPITAL PROJECTS					
REVENUE CATEGORIES	2011-2012		2012-2013		2013-2014
	Actuals		Actuals		Recommended
Taxes	\$	393,611	\$	-	\$ -
Licenses, Permits, Franchises		-		-	-
Fines, Forfeitures, Penalties		1,436,043		1,231,074	1,030,000
Revenue from Uses of Assets		7,385		36,357	66,000
Intergovernmental Revenue		37,581		-	-
Charges for Services		3,542		-	-
Miscellaneous Revenue		1,580		-	-
Other Financing Sources		-		-	-
Total Revenue	\$	1,879,742	\$	1,267,431	\$ 1,096,000
EXPENDITURE CATEGORIES					
Salaries and Benefits	\$	-	\$	-	\$ -
Services and Supplies		515,461		405,488	349,611
Other Charges		1,715,236		39,468	32,287
Fixed Assets		-		-	-
Other Financing Uses		731,324		1,350,000	350,000
Intrafund		-		-	-
Contingencies		-		-	-
Total Expenditures	\$	2,962,021	\$	1,794,956	\$ 731,898
CHANGES TO FUND BALANCE					
Beginning Fund Balance	\$	7,004,186	\$	5,921,907	\$ 5,394,382
Net Increase (Decrease) in Fund Balance		(1,082,279)		(527,525)	364,102
Ending Fund Balance	\$	5,921,907	\$	5,394,382	\$ 5,758,484



2013-2014 Recommended Final Budget Three Year Budget Summary

PROPRIETARY FUNDS

ENTERPRISE FUNDS

<u>REVENUE CATEGORIES</u>	2011-2012		2012-2013		2013-2014
	Actuals		Actuals		Recommended
					Final Budget
Taxes	\$	3,490,580	\$	5,863,653	\$ 6,306,123
Licenses, Permits, Franchises		-			-
Fines, Forfeitures, Penalties		-			-
Revenue from Uses of Assets		480,466		375,106	393,500
Intergovernmental Revenue		1,283,492		1,003,475	1,351,392
Charges for Services		40,921,756		40,423,471	41,344,646
Miscellaneous Revenue		2,323,449		2,403,511	5,801,309
Other Financing Sources		7,591,242		8,966,348	7,265,627
Total Revenue	\$	56,090,985	\$	59,035,564	\$ 62,462,597
<u>EXPENDITURE CATEGORIES</u>					
Salaries and Benefits	\$	18,455,664	\$	18,724,333	\$ 21,195,410
Services and Supplies		19,569,005		17,672,743	27,100,885
Other Charges		9,797,013		8,631,146	13,914,560
Fixed Assets		(17,656)		5,919	3,748,392
Other Financing Uses		4,402,315		7,808,994	1,215,657
Intrafund		-		-	-
Contingencies		-		-	-
Total Expenditures	\$	52,206,341	\$	52,843,135	\$ 67,174,904
<u>CHANGES TO RETAINED EARNINGS</u>					
Beginning Balance	\$	14,480,094	\$	18,364,738	\$ 24,557,167
Net Increase (Decrease) in Retained Earnings		3,884,644		6,192,429	(4,712,307)
Ending Balance	\$	18,364,738	\$	24,557,167	\$ 19,844,860

INTERNAL SERVICE FUNDS

<u>REVENUE CATEGORIES</u>	2011-2012		2012-2013		2013-2014
	Actuals		Actuals		Recommended
					Final Budget
Taxes	\$	-	\$	-	-
Licenses, Permits, Franchises		-		-	-
Fines, Forfeitures, Penalties		-		-	-
Revenue from Uses of Assets		421,391		154,632	303,950
Intergovernmental Revenue		893,331		578,199	542,107
Charges for Services		78,097,411		80,536,453	88,703,240
Miscellaneous Revenue		1,517,254		248,479	89,940
Other Financing Sources		124,876		1,202,470	12,500
Total Revenue	\$	81,054,263	\$	82,720,233	\$ 89,651,737
<u>EXPENDITURE CATEGORIES</u>					
Salaries and Benefits	\$	6,759,946	\$	7,008,155	\$ 8,001,924
Services and Supplies		69,721,773		77,126,824	78,078,260
Other Charges		3,496,313		3,739,216	4,223,598
Fixed Assets		(259,492)		20,980	518,000
Other Financing Uses		1,316,919		-	22,000
Intrafund		-		-	-
Contingencies		-		-	-
Total Expenditures	\$	81,035,459	\$	87,895,175	\$ 90,843,782
<u>CHANGES TO RETAINED EARNINGS</u>					
Beginning Balance	\$	18,467,042	\$	18,485,846	\$ 13,310,904
Net Increase (Decrease) in Retained Earnings		18,804		(5,174,942)	(1,192,045)
Ending Balance	\$	18,485,846	\$	13,310,904	\$ 12,118,859



2013-2014 Recommended Final Budget General Fund Long Range Summary

ITEM	2013-2014 Recommended Final Budget Total	2014-2015 Projected Budget Total	2015-2016 Projected Budget Total	2016-2017 Projected Budget Total
Funding Assumptions:				
Discretionary Revenue	\$ 156,118,987	\$161,000,000	\$ 166,000,000	\$ 171,000,000
Departmental Revenue	79,130,714	79,000,000	79,000,000	79,000,000
Unassigned Fund Balance	11,844,743	5,900,000	5,900,000	5,900,000
Assigned Fund Balance - Net County Cost Savings	14,762,332	-	-	-
Total Funding:	\$ 261,856,776	\$ 245,900,000	\$ 250,900,000	\$ 255,900,000
Expenditure Assumptions:				
Base Budget	\$ 256,601,294	\$ 248,500,000	\$ 257,500,000	\$ 261,500,000
Pension Obligation Bond Savings	-	(5,475,000)	(5,475,000)	(5,475,000)
Debt Service Acceleration	5,255,482	1,950,000	1,950,000	1,950,000
Jail Staffing	-	-	-	10,000,000
Total Expenditures:	\$ 261,856,776	\$ 244,975,000	\$ 253,975,000	\$ 267,975,000
Total (deficit in brackets)	\$ -	\$ 925,000	\$ (3,075,000)	\$ (12,075,000)
Budget Reductions, Revenue or Additional Use of One-Time Funding	\$ -	\$ (925,000)	\$ 3,075,000	\$ 12,075,000
Balance	\$ -	\$ -	\$ -	\$ -

GENERAL FUND LONG RANGE SUMMARY

The Senior Management team of the Chief Executive Office meets on a regular basis to discuss and evaluate current financing strategies as well as to modify and/or develop long term strategies aimed at addressing the County's fiscal needs for at least three years into the future.

The County's budget is accounted for in five separate financial funds, of which the General Fund is a major focus of long range planning efforts. The General Fund typically serves as the main operating fund which is used to pay for core services, and is the fund which the Board of Supervisors has the most discretion over. Stanislaus County has a firm "No Back-Fill" Policy that eliminates funding and services for programs where State or Federal agencies eliminate or reduce funding.

The General Fund Long Range Summary is an illustration of the County's long range financial plans that extend beyond the current fiscal year and applies certain funding and expenditure assumptions to best project future years.

FUNDING ASSUMPTIONS

Discretionary Revenue

Over ninety percent of all discretionary revenue consists of property and sales tax sources. Discretionary Revenue is monitored on a regular basis with consideration given to historical inflow trends and local and regional economic conditions. An increase of 3% per year, to reflect modest projected gains in the property and sales tax, was applied to the recommended Fiscal Year 2013-2014 Final Budget discretionary revenue base of \$156,118,987.

Department Revenue

Assuming that Departmental Revenue will remain relatively flat, revenue was rounded to \$79 million and applied to the three future years.

Unassigned Fund Balance

The 2013-2014 Recommended Final Budget is balanced using \$11,844,743 of unassigned fund balance. This includes \$5,255,482 approved by the Board of Supervisors for the refinance of the 2004 Series A and B Certificates of Participation. Traditionally, the County has relied on a minimum of \$5.9 million of unassigned fund balance each year to balance the budget, which is generated through prior year savings.

Assigned Fund Balance – Net County Cost Savings

A Net County Cost Savings Program was implemented in 2009-2010 and continued through the 2010-2011, 2011-2012 and 2012-2013 fiscal years. This Program, which allowed General Fund departments to keep 75% of savings generated, played a significant role in assisting departments in managing through the fiscal challenges the organization has faced. Departments will be allocated \$14,762,332 of these savings to assist in balancing their Fiscal Year 2013-2014 budgets.

EXPENDITURE ASSUMPTIONS

Base Budget

The recommended Base Budget for Fiscal Year 2013-2014 includes the one-time use of \$14,762,332 of Assigned Fund Balance – Net County Cost Savings Program. The projection for the three future years does not include the net county cost savings, but preliminary estimates of the anticipated cost increases in future budget years reflect base increases of 3.6% from 2014-2015 to 2015-2016 and 1% from 2015-2016 to 2016-2017, rounding to the nearest \$500,000.

Pension Obligation Bond Saving

Departments will benefit by a reduction in charges due to the payoff of the Pension Obligation Bond in the 2013-2014 Fiscal Year. This savings of \$5.5 million annually will assist in balancing future budget years.

Debt Refinance

On July 16, 2013 the Board of Supervisors approved the refinancing of the 2004 Series A and B Certificates of Participation (COP) through an internal borrowing from the Stanislaus County Treasury Pool. This will shorten the maturity date of the COPs by eight years, provide approximately \$4.9 million in Net Present Value savings and will free up operational funding in Budget Year 2018-2019, and beyond, that can be used to address anticipated increases in cost associated with the expansion of the County's detention facilities. The refinancing of the COPs requires a one-time cash contribution to "buy-down" \$4,028,754 of outstanding par amount as well as an additional payment for \$1,226,728, for total of \$5,255,482 in 2013-2014. For future budget years, accelerated annual payments of approximately \$1.95 million will be needed until the debt is paid off in 2017-2018.

Jail Staffing

A significant increase in County expenditure is projected starting with Budget Year 2016-2017 when the AB 900 Phase II Public Safety Center Expansion will be complete. Full occupancy of all available jail beds at the Public Safety Center site following this major construction project is projected to require an additional 72 sworn positions with an increased General Fund obligation estimated to be \$7.7 million annually. The Intake Release Facility, which is a Public Facility Fees Funded Companion Facility, and corresponding functions constructed by Public Facilities Fees, will require an additional 22 positions with an increased General Fund obligation of approximately \$2.3 million. The annual total projected cost of \$10 million is reflected on the Long Range Summary starting with Budget Year 2016-2017.

Balancing

When expenditures exceed funding, the total deficit is shown in brackets in the Long Range Summary. These deficits will need to be address through further budget reductions, growth in revenue or the additional use of one-time funding. Senior management of the Chief Executive Office will work closely with the Board of Supervisors to continue to develop and refine the multi-year strategy to ensure a balanced budget in Budget Years 2014-2015, 2015-2016, 2016-2017 and beyond.

CAPITAL IMPROVEMENT PLAN

The County's Final Capital Improvement Plan was approved by the Board of Supervisors on March 26, 2013. The Capital Improvement Plan (CIP) was developed to assist County decision makers in determining priorities and identifying where scarce one-time funds should be allocated to address the County's most important capital needs. This analysis has been developed to assist the Board in making difficult resource allocation decisions.

The Final Capital Improvement Plan provides a forecast of capital improvement needs for the County over the next twenty (20) years. The Final CIP is a listing of project needs that have been identified generally requiring a one-time investment of public funds for acquisition, replacement, and/or development of new equipment or facilities. State law increased the dollar amount for qualifying capital improvement projects to over \$100,000. However, to make the CIP more useful as a planning tool, County policy recognizes a threshold of \$75,000 to define a capital improvement project.

Recognizing the tenuous fiscal environment in which the County operates, it is expected that the information presented may change from year to year as the County's needs and funding sources change and evolve. One of the most difficult challenges in developing a capital plan is to fairly compare and evaluate projects that stretch across a very broad spectrum. This plan provides a wide range of information including the estimated one-time and operating costs for constructing and operating facilities, any service related costs, the location, and how it may fit into the service delivery plan of the department proposing it. This information is critical to making informed and sound decisions.

County department heads and CEO staff have collected and updated relevant information pertaining to the capital improvement needs of the County. The CIP identifies 148 capital improvement projects. Those needs total \$1,373,305,848 in total estimated project costs. Of that total, \$645,568,398 in potential funding from other sources have been identified, with \$662,375,017 being the portion of the estimated project costs that would be the responsibility of Stanislaus County. Funding sources for \$65,362,433 in project costs have not yet been identified.

The CIP includes projects that are underway or planned for the future. Unfunded projects in the CIP indicate current and future unmet needs and are included for planning purposes. While the CIP covers a 20 year planning horizon, the document will be updated annually to reflect ongoing changes as new projects are added, existing projects are modified, and completed projects are deleted from the plan.

ACCOMPLISHMENTS

Several noteworthy projects were completed during Fiscal Year 2012-2013:

Juvenile Commitment Center (SB 81); Strategic Business Technology Server Room Upgrade; Frank Raines Regional Park Day Use Area and Playground Improvements; Howard Road Bike Trail; various traffic signals and road widening projects.

Several projects currently in various stages of design or construction are included as follows:

- ◆ Psychiatric Health Facility, current budget of \$2,165,892;
- ◆ Honor Farm Jail Bed Replacement, current budget of \$11,999,296;
- ◆ Juvenile Hall Roof and HVAC, current budget of \$4,100,000;
- ◆ AB 900 Phase II Public Safety Center Jail Expansion, current budget of \$6,553,823 out of total project cost of \$90 million;
- ◆ Intake and Release, current budget of \$1,447,890 out of a total project cost of \$24 million;
- ◆ Coroner's Facility, current budget of \$5,155,918; and
- ◆ Various Road and Bridge projects, current budget of \$79,777,739.

IMPACT ON THE OPERATING BUDGET

An integral part of planning for a capital project is to ensure that funding is available for any additional, on-going operating and maintenance costs that will be incurred once a project is complete. These include: additional staffing, utilities, debt service payments, and Cost Allocation Plan (CAP) charges. The CIP addresses this issue by including anticipated impacts on the County operating budget in each project narrative. The Capital Projects Team is working collaboratively and in partnership with the Budget Team to fully capture and describe the impact of various CIP projects on the County budget. Each narrative in the budget document contains a section entitled "Program Discussion." This portion of the budget narrative also describes these operating impacts. Improving communication and long range planning strategies between the Final Capital Improvement Plan and the Final Budget will provide a better opportunity to fully address these impacts and aid in future planning.

WHAT IS A SCHEDULE 9?

Auditor-Controller					
	2011-2012	2012-2013	2013-2014	2013-2014	2013-2014
Classification	Actual	Actual	Adopted Proposed	Recommended Adjustments	Recommended Final Budget
Taxes	\$90,043	\$0	\$100,000	\$0	\$100,000
Licenses, Permits, Franchises	\$0	\$0	\$0	\$0	\$0
Fines, Forfeitures, Penalties	\$0	\$2,355	\$0	\$0	\$0
Revenue from use of Assets	\$111,441	\$101,406	\$117,573	\$1,168	\$118,741
Intergovernmental Revenue	\$95,584	\$83,500	\$60,000	\$20,000	\$80,000
Charges for Service	\$1,961,045	\$1,973,073	\$2,160,945	\$14,172	\$2,175,117
Miscellaneous Revenue	\$66,817	\$133,069	\$85,800	\$0	\$85,800
Other Financing Sources	\$0	\$0	\$0	\$0	\$0
Total Revenue	\$2,324,930	\$2,293,403	\$2,524,318	\$35,340	\$2,559,658
Salaries and Benefits	\$2,957,478	\$2,991,635	\$3,363,560	\$430,736	\$3,794,296
Services and Supplies	\$73,809	\$74,771	\$81,200	\$975	\$82,175
Other Charges	\$161,672	\$176,132	\$207,528	\$0	\$207,528
Fixed Assets	\$0	\$0	\$0	\$0	\$0
Other Financing Uses	\$90,251	\$0	\$0	\$0	\$0
Equity	\$0	\$0	\$0	\$0	\$0
Intrafund	(\$22,393)	(\$23,006)	(\$27,174)	\$0	(\$27,174)
Contingencies	\$0	\$0	\$0	\$0	\$0
Gross Costs	\$3,260,817	\$3,219,532	\$3,625,114	\$431,711	\$4,056,825
Fund Balance	\$0	\$0	\$0	\$0	\$0
Net County Cost	\$935,887	\$926,129	\$1,100,796	\$396,371	\$1,497,167

REVENUE

EXPENDITURES

TOTALS

Taxes—Money received from tax revenue.

Salaries and Benefits—Salary-related costs associated with County employees.

GROSS COSTS—Total expenses before any revenue.

Licenses, Permits, Franchises—Money received from regulating some activity.

Services and Supplies—Expenditures for the daily operations of the County, such as services, supplies and legal services.

RETAINED EARNINGS—The accumulated earnings of an enterprise or internal service fund.

Fines, Forfeitures, Penalties—Money received from violations of law or regulation.

Other Charges—Charges for services performed by various County service providers for other County departments and for the support and care of others.

FUND BALANCE—Revenue not spent in the previous year. Only used in Schedule 9's for Special Revenue and Capital Projects Funds.

Revenue from use of Assets—Money received from the use of assets such as rent.

Fixed Assets—Land, buildings, vehicles, infrastructure and assets used in operations that have value past one year.

NET COUNTY COST—Gross costs minus Total Revenue minus Fund Balance or Retained Earnings equals Net County Cost.

Intergovernmental Revenue—Funds received from Federal, State or local government sources such as grants.

Other Financing Uses—Transfers between funds.

Charges for Service—Fees collected for services provided by the department.

Equity—Assets of an entity that remains after deducting liabilities.

Miscellaneous Revenue—Money received from various sources such as donations, salvage and legal settlements.

Intrafund—A way to record revenue/expenditures from a department with the same fund but different organization codes.

Other Financing Sources—Money received from long-term debt or leased capital assets proceeds, and transfers between funds.

Contingencies—Funds saved for emergencies.



A Safe Community

CEO-OES/Fire Warden
CEO-Capital Projects
CEO-County Operations
District Attorney
Grand Jury
Integrated Criminal Justice Information System
Probation
Public Defender
Sheriff

A Safe Community

Protecting the safety of the residents of Stanislaus County continues to be the top priority of the Board of Supervisors. The impact of gangs and drugs in our community directly contributes to the decline of the physical, economic and social health of the County. Reducing these impacts allows residents to live and participate in our local communities in a safe environment. A community that



focuses resources on prevention and intervention should have less need for enforcement. The criminal justice system is comprised of a network of County departments focused on a coordinated effort to balance funding and operations between public safety agencies to foster a system-wide approach to protecting the public and streamlining operations between agencies.

Local and regional disaster preparedness is critical to the County's ability to respond to and recover from natural and man-made disasters. Recent events have illustrated communities must have a strong emergency management team and plans to sustain the region during disasters. An incident management team provides the needed coordination and oversight for emergency response. Effective emergency communication and information sharing among agencies is a critical component in disaster preparation.

- ◆ The Office of Emergency Services/Fire Warden is responsible for developing and maintaining plans for responding to local emergencies including natural disasters, Homeland Security, and biological events;
- ◆ The District Attorney's Office primary goal is to seek justice through vigorous prosecution of criminals and victim advocacy;
- ◆ The Probation Department provides intensive supervision to probationers and juvenile offenders who are placed in the community and provides a safe, secure custodial facility for juvenile offenders;
- ◆ The Public Defender's Office provides vigorous and effective legal representation of indigent persons accused of crimes, involved in dependency matters, accused of criminal contempt, or are facing involuntary mental health commitment; and
- ◆ The Sheriff's Department is the primary law enforcement agency for the unincorporated areas of the County and its contract cities. The Sheriff's Department also provides housing for incarcerated adults and security for the Courts.

FISCAL YEAR 2013-2014 ISSUES

The 2013-2014 Final Budget recommends \$189,403,998 in appropriations for this priority area. These expenditures are funded by a combination of \$76,809,831 in department revenue, \$111,345,489 in revenue from the General Fund and \$1,248,678 in fund balance.

In 2011, Assembly Bill 109 made fundamental changes to California's correctional system. It realigned custodial and community supervision responsibility for non-serious, non-violent, and non-sex offenders, as well as supervision of lower level adult parolees returning from state prison sentences to counties. In Fiscal Year 2011-2012, counties received nine months of funding; Stanislaus County's allocation was \$6.6 million. In Fiscal Year 2012-2013 the County received funding of \$12.4 million. The base allocation for Fiscal Year 2013-2014 funding is \$14.5 million. In addition to the 2013-2014 base allocation, counties will be receiving growth allocations that will be distributed in early fall. The 2013-2014 Fiscal Year base allocation is included in the Recommended Final Budget.

Stanislaus County partnered with the State of California to build a 60-bed Juvenile Commitment Facility. The project was funded with a combination of State grant funds and local match, and achieved substantial completion in February 2013. The Probation Department began transitioning minors to the newly completed facility in June 2013. To reflect the appropriations needed to operate the new facility, a new budget, Probation – Juvenile Commitment Facility is included in the 2013-2014 Budget.

The District Attorney continues to be challenged in providing services due to increases in felony filings and a reduction from 45 to 33 attorney positions over the last five years. The net county cost contribution for the Vertical Prosecution Block Grant for the 2013-2014 Fiscal Year has been transferred to the Criminal Division.

The Public Defender – Indigent Defense Fund saw an increase in appropriations in the 2012-2013 Fiscal Year. The proposed level of funding in the 2013-2014 Fiscal Year may be insufficient to pay the cost of providing these services for the entire fiscal year. While the cost of providing these services is hard to predict, it seems likely that the costs will be substantially the same as last fiscal year. The Department has received an additional \$90,000 in funding as part of the AB 109 Community Corrections Partnership funding allocation. If this additional funding is not sufficient, the Department may need to address the shortfall during the 2013-2014 Fiscal Year.

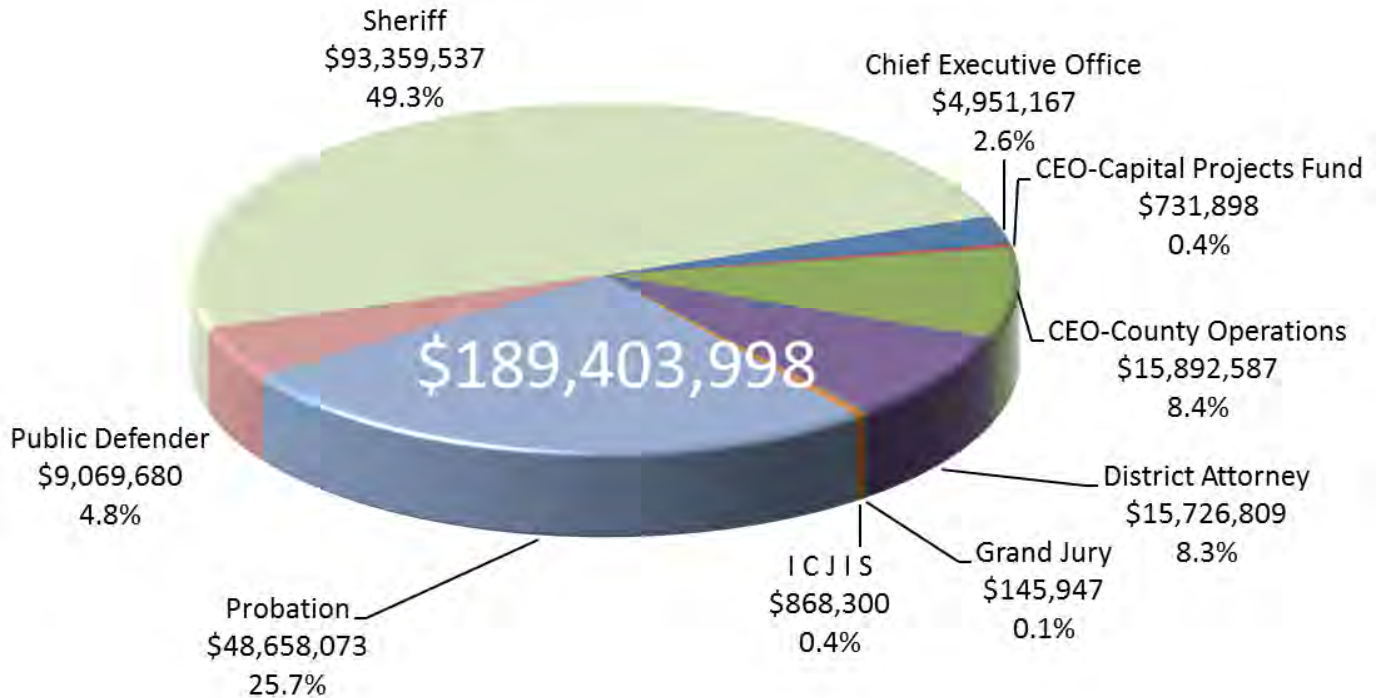
As part of the 2013-2014 Fiscal Year budget, the Sheriff's Department moved the Court Security Budget from the General Fund to a non interest bearing Special Revenue Fund. This fund requires a General Fund net county cost to cover the Cost Allocation Plan (CAP) charges that are not allowable under the Trial Court Funding Act.

The Chief Executive Office – Office of Emergency Services, District Attorney, Probation, Public Defender and Sheriff's Department were able to carry forward 100% net county cost savings from prior fiscal years and 75% of their 2012-2013 net county cost savings. These increases are reflected in the 2013-2014 Recommended Final Budget.

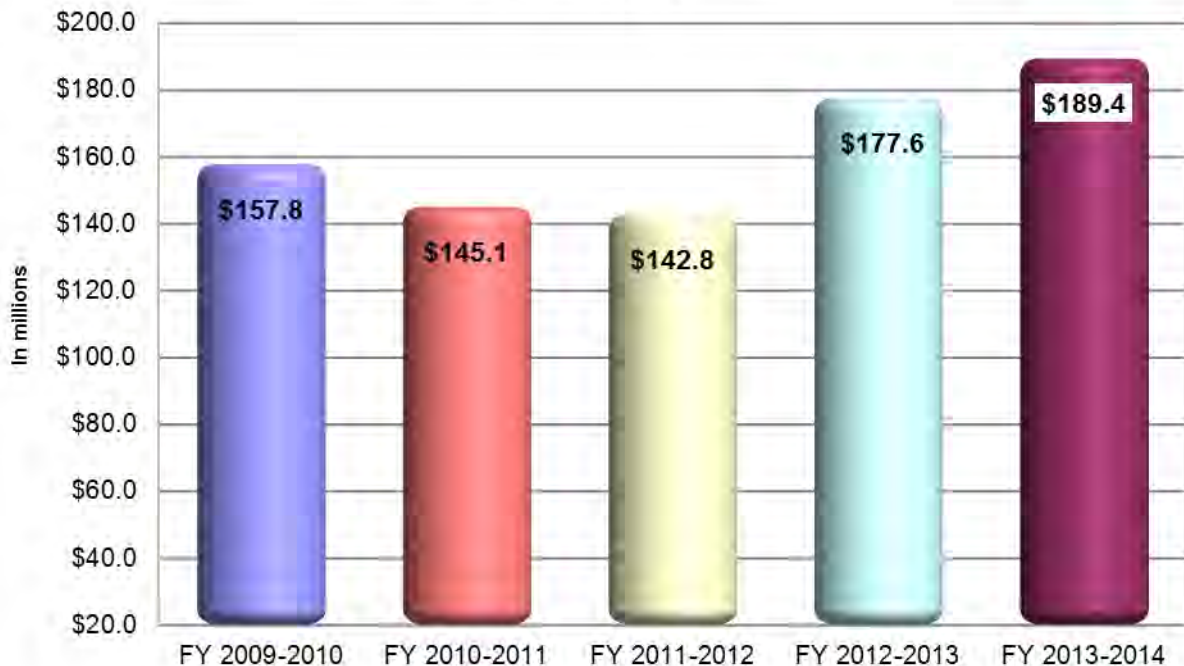


A Safe Community

Recommended Appropriations Fiscal Year 2013-2014



Five Year Comparison of Appropriations Final Budget





A Safe Community

**Recommended
2013-2014**

PAGE				Recommended 2013-2014
CHIEF EXECUTIVE OFFICE				\$4,951,167
	Fund	Org		
86	0100	0015500	Office of Emergency Service/Fire Warden	\$1,917,374
90	1670	0017370	Office of Emergency Services - Homeland Security Grants	\$1,148,800
92	1725	0017100	County Fire Service Fund	\$1,884,993
CEO-CAPITAL PROJECTS FUND				\$731,898
	Fund	Org		
94	2025	0061301	Courthouse Construction Fund	\$349,611
96	2026	0061303	Criminal Justice Facilities Fund	\$382,287
CEO-COUNTY OPERATIONS				\$15,892,587
	Fund	Org		
98	0100	0016120	County Court Funding	\$6,508,188
100	1726	0017200	Department of Justice Drug and Alcohol	\$140,005
102	1777	0017710	DNA Identification Fund Prop 69	\$308,000
104	0100	0017400	Jail Medical Program	\$8,936,394
DISTRICT ATTORNEY				\$15,726,809
	Fund	Org		
109	0100	0023100	Criminal Division	\$13,715,620
113	1761	0023229	Arson Task Force	\$524
115	1712	0023212	Auto Insurance Fraud Prosecution	\$205,209
117	177A	0023310	Consumer Fraud Prosecution Program	\$380,362
119	1771	0023271	Criminal Division Asset Forfeiture	\$57,898
121	1706	0023206	Elder Abuse Advocacy and Outreach	\$0
123	1707	0023207	Federal Asset Forfeiture	\$4,490
125	1678	0023209	Office of Traffic Safety Impaired Driver Vertical Prosecution	\$390,716
128	1776	0023276	Real Estate Fraud Prosecution	\$472,526
130	1716	0023216	Rural Crimes Prevention Program	\$0
132	1686	0023208	Unserved/Underserved Victim Advocacy and Outreach	\$111,605
134	1775	0023275	Vertical Prosecution Block Grant	\$0
136	1710	0023220	Victim Compensation and Government Claims	\$63,853
138	1714	0023214	Victim Services Program	\$324,006
GRAND JURY				\$145,947
	Fund	Org		
141	0100	0052100	Grand Jury	\$145,947



A Safe Community

**Recommended
2013-2014**

PAGE

INTEGRATED CRIMINAL JUSTICE INFORMATION SYSTEM				\$868,300
Fund	Org			
144	5141	0016161	Integrated Criminal Justice Information System	\$868,300
PROBATION				\$48,658,073
Fund	Org			
148	0100	0026050	Administration	\$2,242,303
150	0100	0026060	Community Corrections Partnership	\$4,102,775
152	1688	0026431	Corrections Performance Incentive Fund	\$483,261
154	0100	0026100	Field Services	\$10,524,407
156	0100	0026200	Institutional Services	\$6,286,785
158	1764	0026365	Juvenile Accountability Block Grant	\$0
160	0100	0026070	Juvenile Commitment Facility	\$3,628,575
162	1798	0026395	Juvenile Justice Crime Prevention Act	\$1,228,382
164	1679	0026481	Local Community Corrections	\$18,749,567
167	1765	0026420	Ward Welfare Fund	\$40,000
169	1698	0026406	Youthful Offender Block Grant	\$1,372,018
PUBLIC DEFENDER				\$9,069,680
Fund	Org			
173	0100	0027000	Public Defender	\$5,908,540
176	0100	0027500	Indigent Defense	\$3,161,140
SHERIFF				\$93,359,537
Fund	Org			
181	0100	0028100	Administration	\$5,364,409
184	1703	0028600	CAL ID Program	\$555,041
186	1780	0028889	CAL-MMET Program	\$760,390
188	1768	0028840	Civil Process Fee	\$220,836
190	0100	0028239	Contract Cities	\$10,181,966
194	176C	0028370	Court Security	\$4,811,153
196	1743	0028869	Dedicated Funds	\$0
198	0100	0028300	Detention	\$39,148,044
201	1769	0028870	Driver Training Program	\$199,568
203	4081	0028509	Jail Commissary/Inmate Welfare	\$1,773,630
205	1799	0028610	Justice Assistance Grant	\$186,758
207	0100	0028200	Operations	\$29,714,121
210	1715	0028825	Vehicle Theft Unit	\$443,621
TOTAL				\$189,403,998



CRIMINAL JUSTICE/PUBLIC PROTECTION
Other Protection

CEO—OFFICE OF EMERGENCY SERVICES/FIRE WARDEN
Dale Skiles, Fire Warden/
Assistant Director of Emergency Services

BUDGET AT A GLANCE	
Gross Costs	\$4,951,167
Total Revenue	\$2,740,420
Fund Balance/Retained Earnings	\$77,524
Net County Cost	\$2,133,223
Total Recommended Staffing	6
% Funded by Local Discretionary Funds	43.1%

MISSION STATEMENT

In 2011 Stanislaus County entered into a Joint Powers Agreement with the City of Modesto and the Salida Fire Protection District to create the Modesto Regional Fire Authority (JPA). The JPA was created in response to the significant challenges facing fire and emergency service providers in Stanislaus County. The partners came together to evaluate and recommend options for a regional plan to deliver more efficient and effective fire and life safety services and emergency management. The benefits to Stanislaus County of becoming a member of the JPA include operational improvements, enhanced use of resources, partnerships that provide opportunities for future funding, and a seat in the governance of an agency that will provide emergency services and support throughout the County not available with only County staff.

ACCOMPLISHMENTS AND OBJECTIVES

The Accomplishments of 2012-2013 and Objectives for the 2013-2014 Fiscal Year for the Modesto Regional Fire Authority – Office of Emergency Services Division / Fire Service Fund include:

FISCAL YEAR 2012-2013 ACCOMPLISHMENTS	FISCAL YEAR 2013-2014 OBJECTIVES
<ul style="list-style-type: none"> ◆ Tested and affirmed the capabilities of the Primary and Alternate Emergency Operations Center (EOC). Checklists and processes developed for the primary EOC were tested during an exercise in November. The processes established made a significant impact to the operation of the EOC. Based on the improvements, staff expanded the project and are developing checklists for other functional EOC sections during the remainder of the fiscal year. ◆ Management of the Homeland Security Grant program continues to augment the capabilities for emergency management and first responders throughout Stanislaus County. ◆ As a division of the Modesto Regional Fire Authority, the Department has furthered the MRFA Board's objective of becoming a "stand-alone" agency through the establishment of an internal accounting and reporting system. ◆ The Department has achieved efficiencies through the combination of three agencies including the shared use of administrative 	<ul style="list-style-type: none"> ◆ Develop sustainable staffing plan for the division. With retirements and the end of funding for personal service contractors with Homeland Security Grant Funding, the OES division will need to re-establish its organizational structure and staffing. ◆ Due to uncertain funding streams from the State and Federal government, OES will re-evaluate service levels during the fiscal year commensurate with funding available. OES will identify partnerships, collaborations and options with the nine cities and other partners specific to the emergency management function for the Operational Area. ◆ Continue to maintain the Emergency Operations Center and its alternate site in Ceres at Operational level. This includes developing, training and exercising EOC plans and processes, ensuring equipment is functional and identifying and training personnel to work in the EOC. ◆ Continue moving towards the MRFA Board's objective of becoming a "stand-alone" agency defined in the Modesto Regional Fire

support, purchasing and technology.	Transition Plan. ◆ Provide enhanced support to local fire agencies through better communications, fire prevention and fire investigations services.
-------------------------------------	--

BUDGETS WITHIN THE CEO—OFFICE OF EMERGENCY SERVICES/FIRE WARDEN INCLUDE:

- ◆ Office of Emergency Services/Fire Warden
- ◆ Office of Emergency Services Homeland Security Grants
- ◆ County Fire Service Fund



CEO—OFFICE OF EMERGENCY SERVICES/FIRE WARDEN

Budget Unit 0100 0015500
General Fund

SERVICES PROVIDED

The Stanislaus County Chief Executive Officer (CEO) is the Director of the Office of Emergency Services (OES). Under the CEO's leadership and direction, the OES/Fire Warden division participates in the Modesto Regional Fire Authority Joint Powers Agreement (JPA). The Assistant Director of OES provides the day-to-day guidance and oversight of the County's emergency services function while filling a critical management role within the JPA organization. The County's Fire Warden function is fulfilled through the JPA.

As the Operational Area Coordinator for Stanislaus County, the Office of Emergency Services is responsible for fulfilling the local government/operational area State mandates identified in the California Code of Regulations establishing the Standardized Emergency Management System (SEMS). These responsibilities include maintaining a functional Emergency Operations Center (EOC) for the Operational Area, coordination of emergency activities that exceed the day-to-day level, and coordinating mutual aid requests and communication between local government and the State. Local government is required to meet and/or exceed State mandates to be eligible for State funding of response related personnel costs during a disaster. OES ensures County compliance with Homeland Security Presidential Directives (HSPD) 5 and 8 that includes the National Incident Management System (NIMS). These directives are linked to preparedness funding, disaster management and recovery funding after a disaster.

The Fire Warden responsibilities in collaboration with the Modesto Regional Fire Authority include the Fire and Rescue Operational Area Coordinator (OAC) for Stanislaus County. As the Fire and Rescue OAC, the Fire Warden is responsible for the deployment of fire mutual aid resources and the State OES fire and rescue resources maintained in Stanislaus County. The OAC is responsible for maintaining several databases that validate certifications, maintains an inventory of personnel and apparatus, provides training, and coordinates statewide deployment of local fire resources. The Modesto Regional Fire Authority Fire Chief manages and directs the OES Duty Officer/Fire Resource Officer Program, which provides a duty officer to coordinate emergency activities and local fire agency assets within the geographic area of the County and Statewide 24/7. The Fire Warden is the liaison between local fire agencies and County departments; staff provides assistance to fire districts with financial issues including development impacts, revenue projections, budget analysis, fees and assessments, and represents County fire agencies on various communication committees and workgroups.

Chief Executive Office - OES/Fire Warden					
Classification	2011-2012 Actual	2012-2013 Actual	2013-2014 Adopted Proposed	2013-2014 Recommended Adjustments	2013-2014 Recommended Final Budget
Taxes	\$0	\$0	\$0	\$0	\$0
Licenses, Permits, Franchises	\$0	\$0	\$0	\$0	\$0
Fines, Forfeitures, Penalties	\$0	\$0	\$0	\$0	\$0
Revenue from use of Assets	\$0	\$0	\$0	\$0	\$0
Intergovernmental Revenue	\$237,144	\$244,812	\$230,000	\$0	\$230,000
Charges for Service	\$147,354	\$133,772	\$146,455	\$0	\$146,455
Miscellaneous Revenue	\$54,929	\$35,415	\$30,000	\$0	\$30,000
Other Financing Sources	\$0	\$0	\$0	\$0	\$0
Total Revenue	\$439,427	\$413,999	\$406,455	\$0	\$406,455
Salaries and Benefits	(\$13,933)	\$644,604	\$488,292	\$74,738	\$563,030
Services and Supplies	\$1,525,860	\$732,131	\$839,673	\$267,211	\$1,106,884
Other Charges	(\$76,110)	\$294,944	\$221,836	\$24,824	\$246,660
Fixed Assets					
Land	(\$757)	\$0	\$0	\$0	\$0
Other Financing Uses	\$21,524	\$0	\$0	\$0	\$0
Equity	\$0	\$0	\$0	\$0	\$0
Intrafund	\$757	\$41	\$800	\$0	\$800
Contingencies	\$0	\$0	\$0	\$0	\$0
Gross Costs	\$1,457,341	\$1,671,720	\$1,550,601	\$366,773	\$1,917,374
Fund Balance	\$0	\$0	\$0	\$0	\$0
Net County Cost	\$1,017,914	\$1,257,721	\$1,144,146	\$366,773	\$1,510,919

PROGRAM DISCUSSION

At the proposed level of funding, the Department can maintain staffing levels consistent with previous years by using \$128,562 from net county cost savings. Personnel, facility and Stanislaus Regional 911 costs are increased from the 2012-2013 level of funding allocated for the Office of Emergency Services Division. The carryover available to OES is projected at \$380,684. Assuming no significant increase in future costs, using the carryover funding at the current rate will enable OES to maintain current level of service through 2015-2016.

The Office of Emergency Services is responsible for coordinating local emergency responses that exceed the day-to-day level within Stanislaus County. Through the Director of Emergency Services (Chief Executive Officer) and Assistant Director of Emergency Services, OES ensures compliance specific to emergency management mandates from the State government through the California Code of Regulations which established the Standardized Emergency Management System (SEMS). After September 11, 2001, the President authorized two Homeland Security Presidential Directives numbers 5 and 8 (HSPD-5 and HSPD-8). HSPD-5 developed a National Incident Management System (NIMS) to enhance the ability of the United States to manage domestic incidents. This system incorporates Federal, State and local governments. Stanislaus County adopted the NIMS on September 19, 2006.

Since 2003, OES has received federal preparedness funding through the Homeland Security Grants. This funding was initiated to help State and local jurisdictions to prevent, deter, respond to and recover from threats and incidents of terrorism. The funding was to augment equipment, training, exercise and planning to enhance the abilities of the local jurisdiction.

Stanislaus County leveraged the grant funding to comply with HSPD-5 and HSPD-8 requirements including NIMS. The funding allowed the County to hire personal service contractors to assist with planning, exercise and training requirements. The Homeland Security Grant Program has been reduced over the past two grant cycles. Due to these reductions, OES will no longer be able to leverage that funding to hire personal service contractors to assist with planning, training and exercise functions for Stanislaus County. Current grant contracts end December 31, 2013. If there is funding remaining, contracts may be entered into the final half of the fiscal year. The reduction in personal service contractors will directly impact the Departments ability to complete planning, training and exercise functions for the Operational Area.

Anticipating the impact to OES with the reduction of grant funding and the need to restructure the division within the Modesto Regional Fire Authority, staffing levels for OES were discussed at the Modesto Regional Fire Authority Special Meeting last November. The need for additional funding for staff to continue providing OES functions was identified and supported by both the Modesto Regional Fire Authority Board and Stanislaus County once Homeland Security grant funds are fully exhausted.

To continue to meet local, State and Federal mandates for emergency management, the Modesto Regional Fire Authority anticipates the need for an Emergency Services Coordinator. This position would take on many of the planning, exercise and training duties that were accomplished by the personal service contractors through the Homeland Security Grant positions. The Department will bring back a request for funding for this position as part of a future budget update.

The County continues to support the OES / Fire Warden functions with its contribution to the Modesto Regional Fire Authority. The total amount for the OES / Fire Warden budget is \$1.6 million. Of that amount, \$1.27 million (\$1,144,146 net county cost and \$128,562 carry over savings) is a County cost provided by the General Fund. As part of Modesto Regional Fire Authority, Stanislaus County significantly augments its emergency/disaster response capabilities. The emergency management function is now part of a department of a 175 responders. This increases the command and control capabilities during a disaster incident and enables the staffing of an Emergency Operations Center for an extended period with 24 hour on call coverage personnel.

The Assistant Director of Emergency Services served as the Interim Fire Chief for Modesto Regional Fire Authority since spring 2012. The current Assistant Director retired in July 2013. The position was filled with a dedicated Assistant Director of Emergency Services for the management of the OES division, and the Modesto Regional Fire Chief position will be independent from OES.

In addition, the Emergency Management Performance Grant (EMPG) may be funded at a reduced level. This grant has significantly contributed to the OES budget since the 1990s. Staff will closely monitor the situation and an update will be provided to the Board of any impacts once more information is received

STAFFING RECOMMENDATIONS

Adopted Proposed Budget

Total current authorized positions— 5

There are no recommended changes to the current level of staffing.

Total recommended authorized positions— 5

Final Budget

There are no recommended changes to the current level of staffing.

BUDGET RECOMMENDATIONS

Adopted Proposed Budget

It is recommended that a budget of \$1,550,601 be approved for the Chief Executive Office – Office of Emergency Services/Fire Warden. This budget is funded from \$406,455 in estimated department revenue and a \$1,144,146 contribution from the General Fund. The Department anticipates the need of approximately \$128,562 of prior year General Fund net county cost savings to fully fund the projected 2013-2014 budget. The total General Fund net county cost savings will be included in the Final Budget.

Final Budget

In the Adopted Proposed Budget, this Division of the Chief Executive Office indicated that it would provide a request for funding for staffing within the Final Budget. With the appointment of the new Assistant Director of Emergency Services, recommendations regarding service and staffing levels will likely be made during the fiscal year.

Departments that achieved savings in appropriations are able to carry forward 100% of their unused net county cost savings from prior fiscal years and 75% of their 2012-2013 net county cost savings. The Department is requesting an increase in appropriations of \$366,773 to reflect the carry forward of net county cost savings earned in prior fiscal years. The Department is planning to use \$128,562 of this net county cost savings for staffing costs in the current year. The remaining \$238,211 will be used to maintain current service levels through 2015-2016.

STANISLAUS COUNTY, CALIFORNIA
Fiscal Year 2013-2014



CRIMINAL JUSTICE/PUBLIC PROTECTION
Other Protection

CEO—OFFICE OF EMERGENCY SERVICES HOMELAND SECURITY GRANTS

Budget Unit 1670 0017370
 Special Revenue Fund

SERVICES PROVIDED

The State Homeland Security Grant Program is part of a series of reimbursement grants from the Department of Homeland Security and administered by the State of California. The Stanislaus Operational Area has successfully applied for and received funds since 2003. The funding is for equipment, training, exercise, planning and administration to enhance the ability of the local jurisdiction to prevent, deter, respond to, and recovery from threats and incidents of terrorism.

FUND/CASH BALANCE

This is the first year the Homeland Security Grant Program has been included in the Recommended Final Budget. The Homeland Security Grant Program is part of a series of reimbursement grants from the Department of Homeland Security and administered by the State of California. Funding for the grants is provided after expenses have been incurred and are reimbursed by the State. There are several funds that are part of this budget. The fund and cash balance amounts listed below represent the combined total of all the Homeland Security Grants.

As of July 1, 2013, this fund has a negative fund balance of \$73,366 due to the timing of State reimbursement for Homeland Security Grant expenditures.

Chief Executive Office - OES Homeland Security Grants					
Classification	2011-2012 Actual	2012-2013 Actual	2013-2014 Adopted Proposed	2013-2014 Recommended Adjustments	2013-2014 Recommended Final Budget
Taxes	\$0	\$0	\$0	\$0	\$0
Licenses, Permits, Franchises	\$0	\$0	\$0	\$0	\$0
Fines, Forfeitures, Penalties	\$0	\$0	\$0	\$0	\$0
Revenue from use of Assets	\$0	\$0	\$0	\$0	\$0
Intergovernmental Revenue	\$655,013	\$814,073	\$1,181,479	(\$32,679)	\$1,148,800
Charges for Service	\$0	\$0	\$0	\$0	\$0
Miscellaneous Revenue	\$0	\$0	\$0	\$0	\$0
Other Financing Sources	\$0	\$0	\$0	\$0	\$0
Total Revenue	\$655,013	\$814,073	\$1,181,479	(\$32,679)	\$1,148,800
Salaries and Benefits	\$64,508	\$135,971	\$108,260	\$14,873	\$123,133
Services and Supplies	\$417,682	\$501,253	\$273,543	(\$37,766)	\$235,777
Other Charges	\$10,545	\$0	\$0	\$0	\$0
Fixed Assets					
Equipment	\$113,841	\$127,551	\$605,633	\$2,345	\$607,978
Other Financing Uses	\$62,602	\$64,483	\$194,043	(\$12,131)	\$181,912
Equity	\$0	\$0	\$0	\$0	\$0
Intrafund	\$0	\$0	\$0	\$0	\$0
Contingencies	\$0	\$0	\$0	\$0	\$0
Gross Costs	\$669,178	\$829,258	\$1,181,479	(\$32,679)	\$1,148,800
Fund Balance	\$14,165	\$15,185	\$0	\$0	\$0
Net County Cost	\$0	\$0	\$0	\$0	\$0

PROGRAM DISCUSSION

Stanislaus County receives funding through the Homeland Security Grant Program. There are currently three active grants: Fiscal Year 2010; Fiscal Year 2011 and Fiscal Year 2012. The grant performance periods cross multiple fiscal years. This is the first year the grants have been submitted to the Board as part of the Proposed Budget. Through discussions, the Auditor's Office and Chief Executive Office determined it was appropriate the grants be included in the budget.

The Fiscal Year 2010 grant's performance period is scheduled to end spring 2013. However, staff has requested an extension to expend \$204,319 in funds for interoperable communication equipment. The funding is not available for use until the Environmental Historic Preservation Act (EHP) review has been completed by the Federal Emergency Management Agency (FEMA). The EHP form was completed and submitted to the California Emergency Management Agency (Cal EMA) on December 19, 2012. Cal EMA reviews the documents and forwards it to FEMA. Until FEMA approval is received, the interoperable communication funds cannot be encumbered. Therefore, if the Department does not receive FEMA approval, an additional extension will be requested and the funding may carry over to the next fiscal year. All other Fiscal Year 2010 expenditures are anticipated to be completed within the grant performance period.

The Fiscal Year 2011 performance period is through April 30, 2014. Staff is anticipating the need to roll over approximately \$533,766. The Fiscal Year 2012 grant performance period is through May 31, 2014. Staff is anticipating rolling over \$443,394. These amounts are estimates and will be trued up at Final Budget.

STAFFING RECOMMENDATIONS

Adopted Proposed Budget

Total current authorized positions— 0

Final Budget

There are no recommended changes to the current level of staffing.

BUDGET RECOMMENDATIONS

Adopted Proposed Budget

It is recommended that a budget of \$1,181,479 be approved for the Chief Executive Office – Office of Emergency Services Homeland Security Grants. This budget is funded from \$1,181,479 in estimated department revenue.

Final Budget

The OES Division of the Chief Executive Office is requesting a decrease in appropriations and estimated revenue of \$32,679. In the Adopted Proposed Budget, the Department estimated the amount of funding that would remain in the Fiscal Year 2010, Fiscal Year 2011 and Fiscal Year 2012 Homeland Security Grant Programs after year-end closing. The Homeland Security Grant Program is part of a series of reimbursement grants from the Department of Homeland Security and administered by the State of California. Funding for the grants is provided after expenses have been incurred and are reimbursed by the State. This reduction of \$32,679 will reconcile the budget to reflect the final year-end totals.

STANISLAUS COUNTY, CALIFORNIA
Fiscal Year 2013-2014

CRIMINAL JUSTICE/PUBLIC PROTECTION
Fire Protection



CHIEF EXECUTIVE OFFICE—COUNTY FIRE SERVICE FUND

Budget Unit 1725 0017100
Special Revenue Fund

SERVICES PROVIDED

Revenue from the Less-Than-Countywide Fire Tax (also referred to as the County Fire Service Fund), collected throughout the County (except in the Cities of Modesto and Turlock), is used to provide support services to fire agencies in the unincorporated areas and cities in Stanislaus County. The funding is intended to ensure the provision of critical fire support services that otherwise could not be provided.

The creation of the Modesto Regional Fire Authority Joint Powers Authority required an ongoing financial commitment of all partners including Stanislaus County. The governing body of each member agency determines the type and level of service to be provided by the JPA and shall provide funding for the Authority to provide that service. The County agreed to contribute the Less-Than-Countywide Fire Tax, Fire Prevention fees, and all other funding sources identified in the Fiscal Year 2010-2011 County Fire Service Fund budget as an on-going commitment. The funding request for Fiscal Year 2013-2014 is consistent with prior years.

FUND/CASH BALANCE

As stated in the Adopted Proposed Budget, this fund was projected to have a positive fund balance of \$823,291 compared to the July 1, 2012 positive balance of \$836,036. The actual fund balance as of July 1, 2013 is \$759,920. The difference in the projection and the actual fund balance is primarily due to the payment of an invoice for services rendered in Fiscal Year 2010-2011.

Also stated in the Adopted Proposed Budget, cash was estimated to be a positive \$663,291 as of July 1, 2013 compared to the \$675,667 positive cash balance on July 1, 2012. The actual cash balance as of July 1, 2013 is \$780,819. The increase is due to the return of the State Revenue Augmentation Fund (SRAF) loan of approximately \$90,000 and higher than anticipated Redevelopment Agency (RDA) tax distribution.

Chief Executive Office - County Fire Service Fund					
Classification	2011-2012 Actual	2012-2013 Actual	2013-2014 Adopted Proposed	2013-2014 Recommended Adjustments	2013-2014 Recommended Final Budget
Taxes	\$1,012,469	\$1,267,315	\$1,037,050	\$0	\$1,037,050
Licenses, Permits, Franchises	\$0	\$0	\$0	\$0	\$0
Fines, Forfeitures, Penalties	\$0	\$0	\$0	\$0	\$0
Revenue from use of Assets	\$0	\$0	\$0	\$0	\$0
Intergovernmental Revenue	\$15,430	\$15,593	\$15,400	\$0	\$15,400
Charges for Service	\$121,482	\$157,886	\$132,715	\$0	\$132,715
Miscellaneous Revenue	\$20,154	\$6,568	\$0	\$0	\$0
Other Financing Sources	\$6,109	\$0	\$0	\$0	\$0
Total Revenue	\$1,175,644	\$1,447,362	\$1,185,165	\$0	\$1,185,165
Salaries and Benefits	\$392	\$167,241	\$147,188	\$0	\$147,188
Services and Supplies	\$1,878,522	\$1,578,668	\$25,000	\$0	\$25,000
Other Charges	\$128,086	\$183,125	\$1,712,805	\$0	\$1,712,805
Fixed Assets	\$0	\$0	\$0	\$0	\$0
Other Financing Uses	\$7,697	\$0	\$0	\$0	\$0
Equity	\$0	\$0	\$0	\$0	\$0
Intrafund	\$0	\$0	\$0	\$0	\$0
Contingencies	\$0	\$0	\$0	\$0	\$0
Gross Costs	\$2,014,697	\$1,929,034	\$1,884,993	\$0	\$1,884,993
Fund Balance	\$216,749	(\$140,632)	\$77,524	\$0	\$77,524
Net County Cost	\$622,304	\$622,304	\$622,304	\$0	\$622,304

PROGRAM DISCUSSION

At the proposed level of funding, including the use of \$77,524 in fund balance, the County can maintain its commitment to the Modesto Regional Fire Authority as outlined in the JPA agreement. Those programs supported by the County Fire Service Fund including Fire Prevention, Fire Investigations, Fire Communications coordination and Administrative and Financial support services are now provided to all fire agencies within Stanislaus County through a broader organization with more personnel than previously available as a small division. These services strengthen the fire service within the County and membership in the JPA provides the County access to an organization with a broader range of emergency services than the County would otherwise have available.

STAFFING RECOMMENDATIONS

Adopted Proposed Budget

Total current authorized positions— 1

There are no recommended changes to the current level of staffing.

Total recommended authorized positions— 1

Final Budget

There are no recommended changes to the current level of staffing.

BUDGET RECOMMENDATIONS

Adopted Proposed Budget

It is recommended that a budget of \$1,884,993 be approved for the Chief Executive Office – County Fire Service Fund. This budget is funded from \$1,185,165 in estimated department revenue, a \$622,304 contribution from the General Fund, and \$77,524 in departmental fund balance.

Final Budget

There are no recommended changes in funding to this budget.

STANISLAUS COUNTY, CALIFORNIA
Fiscal Year 2013-2014



CRIMINAL JUSTICE/PUBLIC PROTECTION
Judicial

CHIEF EXECUTIVE OFFICE—COURTHOUSE CONSTRUCTION FUND

Budget Unit 2025 0061301
 Capital Projects Fund

SERVICES PROVIDED

This budget, in the Capital Projects Fund, provides for the revenue that is used for lease costs for the civil courtrooms located on the 4th and 6th floors of the privately owned leased building at 801 Tenth Street. This budget does not receive local discretionary General Fund revenue. It is funded from an additional penalty assessment for fines that are imposed by the Superior Court in accordance with State law. A change in the law as of January 1, 2004 requires use of these funds be approved by the Administrative Office of the Courts. Approval from the State was granted on May 19, 2009 to use these funds for the lease costs for the 4th and 6th floors of the building located at 801 Tenth Street.

FUND/CASH BALANCE

As of July 1, 2013, this fund has a positive fund balance of \$3,499,644 compared to the July 1, 2012 positive fund balance of \$3,272,572. This increase is the result of additional penalty assessment revenue for fines imposed by the Superior Court exceeding expected expenditures. Cash is tracking similar to fund balance.

Chief Executive Office - Courthouse Construction Fund					
Classification	2011-2012 Actual	2012-2013 Actual	2013-2014 Adopted Proposed	2013-2014 Recommended Adjustments	2013-2014 Recommended Final Budget
Taxes	\$0	\$0	\$0	\$0	\$0
Licenses, Permits, Franchises	\$0	\$0	\$0	\$0	\$0
Fines, Forfeitures, Penalties	\$649,602	\$557,791	\$460,000	\$0	\$460,000
Revenue from use of Assets	\$39,651	\$23,512	\$37,000	\$0	\$37,000
Intergovernmental Revenue	\$0	\$0	\$0	\$0	\$0
Charges for Service	\$0	\$0	\$0	\$0	\$0
Miscellaneous Revenue	\$0	\$0	\$0	\$0	\$0
Other Financing Sources	\$0	\$0	\$0	\$0	\$0
Total Revenue	\$689,253	\$581,303	\$497,000	\$0	\$497,000
Salaries and Benefits	\$0	\$0	\$0	\$0	\$0
Services and Supplies	\$329,542	\$339,428	\$349,611	\$0	\$349,611
Other Charges	\$0	\$0	\$0	\$0	\$0
Fixed Assets	\$0	\$0	\$0	\$0	\$0
Other Financing Uses	\$0	\$0	\$0	\$0	\$0
Equity	\$0	\$0	\$0	\$0	\$0
Intrafund	\$0	\$0	\$0	\$0	\$0
Contingencies	\$0	\$0	\$0	\$0	\$0
Gross Costs	\$329,542	\$339,428	\$349,611	\$0	\$349,611
Fund Balance	(\$359,711)	(\$241,875)	(\$147,389)	\$0	(\$147,389)
Net County Cost	\$0	\$0	\$0	\$0	\$0

PROGRAM DISCUSSION

At the proposed level of funding, the lease costs for civil court space located on the 4th and 6th floors at 801 Tenth Street are provided to accommodate the new judgeships authorized under AB 159. The Board of Supervisors approved the Memorandum of Understanding for the payment of lease and tenant

improvement costs for this space on May 19, 2009. These leases obligate the use of \$5,302,260 of Courthouse Construction Funds through Budget Year 2018-2019. The annual lease cost of \$349,611 is the only cost anticipated for Fiscal Year 2013-2014 and will be fully covered by anticipated revenue.

STAFFING RECOMMENDATIONS

Adopted Proposed Budget

Total current authorized positions— 0

Final Budget

There are no recommended changes to the current level of staffing.

BUDGET RECOMMENDATIONS

Adopted Proposed Budget

It is recommended that a budget of \$349,611 be approved for the Chief Executive Office – Courthouse Construction Fund. This budget is funded from \$497,000 in estimated penalty assessment revenue and interest earnings, resulting in an anticipated positive contribution to fund balance of \$147,389 at year-end.

Final Budget

There are no recommended changes in funding to this budget.

STANISLAUS COUNTY, CALIFORNIA
Fiscal Year 2013-2014



CRIMINAL JUSTICE/PUBLIC PROTECTION
Judicial

CHIEF EXECUTIVE OFFICE—CRIMINAL JUSTICE FACILITIES FUND

Budget Unit 2026 0061303
 Capital Projects Fund

SERVICES PROVIDED

This budget funds a portion of the cost of Law Library rent and a portion of the 12th Street Parking Garage debt service payment. It is funded from a dedicated revenue source associated with an additional penalty assessment for fines that are imposed by the Superior Court in accordance with State law. These funds can also be used to refurbish and replace criminal justice related facilities as the needs arise and to develop and improve electronic information.

FUND/CASH BALANCE

As stated in the Adopted Proposed Budget, this fund was projected to have a positive fund balance of \$2.9 million as of July 1, 2013, compared to the July 1, 2012 positive fund balance of \$2,640,218. This increase is the result of additional penalty assessment revenue for fines imposed by the Superior Court exceeding expected expenditures. The actual fund balance as of July 1, 2013 is \$1,894,738, a decrease to the projected fund balance, due to a significant use of fund balance to assist in funding the Jail Expansion Project. Cash is tracking similar to fund balance.

Chief Executive Office - Criminal Justice Facilities Fund					
Classification	2011-2012 Actual	2012-2013 Actual	2013-2014 Adopted Proposed	2013-2014 Recommended Adjustments	2013-2014 Recommended Final Budget
Taxes	\$0	\$0	\$0	\$0	\$0
Licenses, Permits, Franchises	\$0	\$0	\$0	\$0	\$0
Fines, Forfeitures, Penalties	\$786,441	\$673,283	\$570,000	\$0	\$570,000
Revenue from use of Assets	\$30,541	\$12,845	\$29,000	\$0	\$29,000
Intergovernmental Revenue	\$0	\$0	\$0	\$0	\$0
Charges for Service	\$0	\$0	\$0	\$0	\$0
Miscellaneous Revenue	\$0	\$0	\$0	\$0	\$0
Other Financing Sources	\$0	\$0	\$0	\$0	\$0
Total Revenue	\$816,982	\$686,128	\$599,000	\$0	\$599,000
Salaries and Benefits	\$0	\$0	\$0	\$0	\$0
Services and Supplies	\$79,272	\$66,060	\$0	\$0	\$0
Other Charges	\$32,338	\$39,468	\$32,287	\$0	\$32,287
Fixed Assets	\$0	\$0	\$0	\$0	\$0
Other Financing Uses	\$731,324	\$1,350,000	\$350,000	\$0	\$350,000
Equity	\$0	\$0	\$0	\$0	\$0
Intrafund	\$0	\$0	\$0	\$0	\$0
Contingencies	\$0	\$0	\$0	\$0	\$0
Gross Costs	\$842,934	\$1,455,528	\$382,287	\$0	\$382,287
Fund Balance	\$25,952	\$769,400	(\$216,713)	\$0	(\$216,713)
Net County Cost	\$0	\$0	\$0	\$0	\$0

PROGRAM DISCUSSION

At the proposed level of funding, the Department can maintain its obligation to contribute to lease payments. The contribution of \$32,220 to the Law Library rent represents approximately 38% of the

total rent costs and reflects the proportional amount of overall library costs that are related to criminal cases. Also funded from this budget is a portion of the 12th Street Office and Parking Garage debt service payment, amounting to \$350,000 annually.

No longer funded from this budget is the contribution to the lease payments for the Department of Probation's Day Reporting Center. The Day Reporting Center moved to a different County owned facility in April 2013 on an interim basis until the new Day Reporting Center is constructed at the Public Safety Center with AB900 Phase II funding. The Day Reporting Center no longer requires funding from this budget for lease payments.

STAFFING RECOMMENDATIONS

Adopted Proposed Budget

Total current authorized positions— 0

Final Budget

There are no recommended changes to the current level of staffing.

BUDGET RECOMMENDATIONS

Adopted Proposed Budget

It is recommended that a budget of \$382,287 be approved for the Chief Executive Office – Criminal Justice Facilities Fund. This budget is funded from \$599,000 in estimated penalty assessment revenue and interest earnings, resulting in an anticipated positive contribution to fund balance of \$216,713 at year-end.

Final Budget

There are no recommended changes in funding to this budget.

STANISLAUS COUNTY, CALIFORNIA
Fiscal Year 2013-2014



CRIMINAL JUSTICE/PUBLIC PROTECTION
Judicial

CHIEF EXECUTIVE OFFICE—COUNTY COURT FUNDING

Budget Unit 0100 0016120
 General Fund

SERVICES PROVIDED

The Lockyer-Isenberg Trial Court Funding Act (AB 233), as amended in Section 77200 of the Government Code, legislated the financial separation between the Superior Court and county governments. As a result, the State bears sole responsibility for the funding of court operations incurred by the local trial court. The Code also requires that counties provide an annual payment to the State to maintain the level of service provided prior to the separation (also known as Maintenance of Effort obligation). Counties are still responsible for the collection of Court fines and fees, but must return to the State one half of the revenue received that is in excess of the revenue portion of the maintenance of effort obligation. As of Fiscal Year 2008-2009, ownership of and responsibility for the operation and maintenance of all court facilities was transferred to the State. In lieu of funding the building maintenance and utility costs, the County is required to make an annual County Facilities Payment (CFP) to the State for each of the facilities.

Chief Executive Office - County Court Funding					
Classification	2011-2012 Actual	2012-2013 Actual	2013-2014 Adopted Proposed	2013-2014 Recommended Adjustments	2013-2014 Recommended Final Budget
Taxes	\$0	\$0	\$0	\$0	\$0
Licenses, Permits, Franchises	\$0	\$0	\$0	\$0	\$0
Fines, Forfeitures, Penalties	\$3,413,623	\$2,898,874	\$3,114,000	\$0	\$3,114,000
Revenue from use of Assets	\$157,705	\$121,096	\$136,000	\$0	\$136,000
Intergovernmental Revenue	\$0	\$0	\$0	\$0	\$0
Charges for Service	\$600,030	\$374,423	\$541,000	\$0	\$541,000
Miscellaneous Revenue	\$130,550	\$113,086	\$146,800	\$0	\$146,800
Other Financing Sources	\$0	\$0	\$0	\$0	\$0
Total Revenue	\$4,301,908	\$3,507,479	\$3,937,800	\$0	\$3,937,800
Salaries and Benefits	\$0	\$0	\$0	\$0	\$0
Services and Supplies	\$134,119	\$124,838	\$142,800	\$0	\$142,800
Other Charges	\$5,931,590	\$5,729,597	\$5,961,827	\$0	\$5,961,827
Fixed Assets	\$0	\$0	\$0	\$0	\$0
Other Financing Uses	\$0	\$0	\$0	\$0	\$0
Equity	\$0	\$0	\$0	\$0	\$0
Intrafund	\$413,399	\$424,861	\$403,561	\$0	\$403,561
Contingencies	\$0	\$0	\$0	\$0	\$0
Gross Costs	\$6,479,108	\$6,279,296	\$6,508,188	\$0	\$6,508,188
Fund Balance	\$0	\$0	\$0	\$0	\$0
Net County Cost	\$2,177,200	\$2,771,817	\$2,570,388	\$0	\$2,570,388

PROGRAM DISCUSSION

At the proposed level of funding, the County's legally mandated obligation to fund its court-related obligations will be met. Included in the proposed appropriations of \$6.5 million is the annual base maintenance of effort (MOE) obligation for Stanislaus County as prescribed by Section 77201.3 of the Government Code, in the amount of \$4,586,223. This includes an operations portion of the MOE obligation of \$3.5 million and a Fines and Forfeitures revenue portion of the MOE obligation in the amount of \$1.1 million. Additionally, approximately \$610,000 is anticipated in revenue that must be

sent to the State over and above the revenue maintenance of effort obligation. The annual CFP of approximately \$701,000 to cover the operations and maintenance of the court facilities and \$415,000 in costs associated with the collection of fine and fee payments are the other major budget expenditures. The County maintains an equity interest in the Modesto Main Courthouse and is responsible for the utility and maintenance costs in this area as well as minor maintenance costs for court space at the Juvenile Hall facility and Hall of Records at 1100 I Street. The total budget request is \$6,508,188 to provide trial court services.

The costs in this budget are primarily funded by court related revenue associated with the collection of fines and fees and lease revenue received from the State Administrative Office of the Courts and the Probation Department. The lease revenue covers courtroom space for Juvenile Hall, space occupied by the Courts at the Hall of Records and space rented to the Probation Department for their Interim Day Reporting Center at 801 11th Street. In addition, a contribution of approximately \$2,570,388 from the County's General Fund is required.

For the Fiscal Year 2013-2014 Recommended Proposed Budget, a decrease of revenue is anticipated, estimated at \$259,000 lower than in the Fiscal Year 2012-2013 Final Adopted Budget. This is due to an approximate 10% decline in Court citations (estimated \$235,000), and a decline in rent revenue of approximately \$24,000 due to the downsize in the lease of the Hall of Records space at the 1100 I Street building. Additionally, the appropriations are projected marginally lower, by about \$3,612. These changes necessitated an increase in the net county cost contribution in the amount of \$255,388 in the Fiscal Year 2013-2014 Recommended Proposed Budget, from \$2,315,000 to \$2,570,388.

STAFFING RECOMMENDATIONS

Adopted Proposed Budget

Total current authorized positions— 0

Final Budget

There are no recommended changes to the current level of staffing.

BUDGET RECOMMENDATIONS

Adopted Proposed Budget

It is recommended that a budget of \$6,508,188 be approved for the Chief Executive Office – County Court Funding. This budget will be funded from \$3,937,800 in estimated department revenue collected from court fines and fees and lease revenue and a \$2,570,388 contribution from the General Fund.

Final Budget

There are no recommended changes in funding to this budget.

STANISLAUS COUNTY, CALIFORNIA
Fiscal Year 2013-2014



CRIMINAL JUSTICE/PUBLIC PROTECTION
Police Protection

CHIEF EXECUTIVE OFFICE—DEPARTMENT OF JUSTICE DRUG AND ALCOHOL

Budget Unit 1726 0017200
 Special Revenue Fund

SERVICES PROVIDED

This budget provides the resources required for blood and alcohol analysis for use by Stanislaus County law enforcement in the determination of test results for drug and alcohol testing. This is needed to ensure the ultimate prosecution of offenders. This fund was established in 1993, and revenue in this fund is received from Controlled Substance fines.

FUND/CASH BALANCE

As of July 1, 2013, this fund has a positive fund balance of \$117,689 compared to the July 1, 2012 positive balance of \$121,716. Cash is tracking similar to fund balance.

Chief Executive Office - DOJ Drug & Alcohol					
Classification	2011-2012 Actual	2012-2013 Actual	2013-2014 Adopted Proposed	2013-2014 Recommended Adjustments	2013-2014 Recommended Final Budget
Taxes	\$0	\$0	\$0	\$0	\$0
Licenses, Permits, Franchises	\$0	\$0	\$0	\$0	\$0
Fines, Forfeitures, Penalties	\$107,555	\$42,483	\$84,462	\$0	\$84,462
Revenue from use of Assets	\$0	\$0	\$0	\$0	\$0
Intergovernmental Revenue	\$0	\$0	\$0	\$0	\$0
Charges for Service	\$0	\$0	\$0	\$0	\$0
Miscellaneous Revenue	\$0	\$0	\$0	\$0	\$0
Other Financing Sources	\$0	\$0	\$0	\$0	\$0
Total Revenue	\$107,555	\$42,483	\$84,462	\$0	\$84,462
Salaries and Benefits	\$0	\$0	\$0	\$0	\$0
Services and Supplies	\$124,023	\$116,515	\$140,000	\$0	\$140,000
Other Charges	(\$525)	(\$3)	\$5	\$0	\$5
Fixed Assets	\$0	\$0	\$0	\$0	\$0
Other Financing Uses	\$0	\$0	\$0	\$0	\$0
Equity	\$0	\$0	\$0	\$0	\$0
Intrafund	\$0	\$0	\$0	\$0	\$0
Contingencies	\$0	\$0	\$0	\$0	\$0
Gross Costs	\$123,498	\$116,512	\$140,005	\$0	\$140,005
Fund Balance	(\$39,600)	\$18,486	\$0	\$0	\$0
Net County Cost	\$55,543	\$55,543	\$55,543	\$0	\$55,543

PROGRAM DISCUSSION

At the proposed level of funding, the Department can maintain funding of drug and alcohol tests by law enforcement agencies in Stanislaus County. Fiscal Year 2012-2013 saw a decrease in fines collected when compared to collections in Fiscal Year 2011-2012. The Treasurer-Tax Collector – Revenue Recovery division has implemented new techniques that should improve the effectiveness of collections in the 2013-2014 Fiscal Year.

STAFFING RECOMMENDATIONS

Adopted Proposed Budget

Total current authorized positions— 0

Final Budget

There are no recommended changes to the current level of staffing.

BUDGET RECOMMENDATIONS

Adopted Proposed Budget

It is recommended that a budget of \$140,005 be approved for the Chief Executive Office – DOJ Drug and Alcohol. This budget is funded from \$84,462 in estimated department revenue and a \$55,543 contribution from the General Fund.

Final Budget

There are no recommended changes in funding to this budget.

STANISLAUS COUNTY, CALIFORNIA
Fiscal Year 2013-2014



CRIMINAL JUSTICE/PUBLIC PROTECTION
Police Protection

CHIEF EXECUTIVE OFFICE—DNA IDENTIFICATION FUND PROP 69

Budget Unit 1777 0017710
 Special Revenue Fund

SERVICES PROVIDED

This budget provides the resources required for DNA analysis for use by Stanislaus County law enforcement in the determination of test results for DNA identification testing. Government Code section 76104.6 became effective November 3, 2004. It directs California Courts to levy a \$1 penalty for every \$10 or fraction thereof upon every fine, penalty and forfeiture levied on criminal offenses including traffic offenses, but excluding parking offenses, to implement the DNA Identification Fund.

FUND/CASH BALANCE

As of July 1, 2013, this fund has a positive fund balance of \$615,333 compared to the July 1, 2012 positive balance of \$756,718. The difference is primarily attributed to revenue trending lower than last fiscal year. Cash is tracking similar to fund balance.

Chief Executive Office - DNA Identification Fund Prop 69					
Classification	2011-2012 Actual	2012-2013 Actual	2013-2014 Adopted Proposed	2013-2014 Recommended Adjustments	2013-2014 Recommended Final Budget
Taxes	\$0	\$0	\$0	\$0	\$0
Licenses, Permits, Franchises	\$0	\$0	\$0	\$0	\$0
Fines, Forfeitures, Penalties	\$190,538	\$164,005	\$200,000	\$0	\$200,000
Revenue from use of Assets	\$9,221	\$2,610	\$0	\$0	\$0
Intergovernmental Revenue	\$0	\$0	\$0	\$0	\$0
Charges for Service	\$0	\$0	\$0	\$0	\$0
Miscellaneous Revenue	\$0	\$0	\$0	\$0	\$0
Other Financing Sources	\$0	\$0	\$0	\$0	\$0
Total Revenue	\$199,759	\$166,615	\$200,000	\$0	\$200,000
Salaries and Benefits	\$0	\$0	\$0	\$0	\$0
Services and Supplies	\$0	\$0	\$0	\$0	\$0
Other Charges	\$0	\$0	\$0	\$0	\$0
Fixed Assets	\$0	\$0	\$0	\$0	\$0
Other Financing Uses	\$308,000	\$308,000	\$308,000	\$0	\$308,000
Equity	\$0	\$0	\$0	\$0	\$0
Intrafund	\$0	\$0	\$0	\$0	\$0
Contingencies	\$0	\$0	\$0	\$0	\$0
Gross Costs	\$308,000	\$308,000	\$308,000	\$0	\$308,000
Fund Balance	\$108,241	\$141,385	\$108,000	\$0	\$108,000
Net County Cost	\$0	\$0	\$0	\$0	\$0

PROGRAM DISCUSSION

In Fiscal Year 2013-2014, the Sheriff's Department is requesting \$108,000 and the Probation Department is requesting \$200,000, consistent with the budget in the prior fiscal year. These funds are used to reimburse law enforcement to collect DNA specimens. Funds received and expended are reported to the State annually.

At the proposed level of funding, the Department can maintain funding of DNA identification tests by law enforcement agencies in Stanislaus County.

STAFFING RECOMMENDATIONS

Adopted Proposed Budget

Total current authorized positions— 0

Final Budget

There are no recommended changes to the current level of staffing.

BUDGET RECOMMENDATIONS

Adopted Proposed Budget

It is recommended that a budget of \$308,000 be approved for the Chief Executive Office – DNA Identification Fund Prop 69. This budget is funded from \$200,000 in estimated department revenue and a \$108,000 contribution from departmental fund balance.

Final Budget

There are no recommended changes in funding to this budget.

STANISLAUS COUNTY, CALIFORNIA
Fiscal Year 2013-2014



CRIMINAL JUSTICE/PUBLIC PROTECTION
Hospital Care

CHIEF EXECUTIVE OFFICE—JAIL MEDICAL PROGRAM

Budget Unit 0100 0017400
 General Fund

SERVICES PROVIDED

The Jail Medical budget provides for medical, dental and mental health services to adult and juvenile detention populations. The contract for these services is between the County and California Forensic Medical Group (CFMG). The base contract funds the health care delivery system for 1,450 inmates and detainees housed at the Men’s Jail, Public Safety Center, Honor Farm and Juvenile Hall. The five-year contract with CFMG was approved by the Board of Supervisors on January 15, 2013. Included in the contract is the option to extend for two additional one year periods.

Chief Executive Office - Jail Medical					
Classification	2011-2012 Actual	2012-2013 Actual	2013-2014 Adopted Proposed	2013-2014 Recommended Adjustments	2013-2014 Recommended Final Budget
Taxes	\$0	\$0	\$0	\$0	\$0
Licenses, Permits, Franchises	\$0	\$0	\$0	\$0	\$0
Fines, Forfeitures, Penalties	\$0	\$0	\$0	\$0	\$0
Revenue from use of Assets	\$0	\$0	\$0	\$0	\$0
Intergovernmental Revenue	\$0	\$0	\$0	\$0	\$0
Charges for Service	\$0	\$180,000	\$500,000	\$0	\$500,000
Miscellaneous Revenue	\$0	\$0	\$0	\$0	\$0
Other Financing Sources	\$0	\$0	\$0	\$0	\$0
Total Revenue	\$0	\$180,000	\$500,000	\$0	\$500,000
Salaries and Benefits	\$0	\$0	\$0	\$0	\$0
Services and Supplies	\$7,548,308	\$8,195,000	\$8,878,248	\$58,116	\$8,936,364
Other Charges	\$0	\$60	\$30	\$0	\$30
Fixed Assets	\$0	\$0	\$0	\$0	\$0
Other Financing Uses	\$0	\$0	\$0	\$0	\$0
Equity	\$0	\$0	\$0	\$0	\$0
Intrafund	\$0	\$0	\$0	\$0	\$0
Contingencies	\$0	\$0	\$0	\$0	\$0
Gross Costs	\$7,548,308	\$8,195,060	\$8,878,278	\$58,116	\$8,936,394
Fund Balance	\$0	\$0	\$0	\$0	\$0
Net County Cost	\$7,548,308	\$8,015,060	\$8,378,278	\$58,116	\$8,436,394

PROGRAM DISCUSSION

At the proposed level of funding, medical, dental, vision, mental health services, and all medications will be provided for all inmates and detainees in the custodial facilities. Under the current contract between the County and California Forensic Medical Group, the annual base rate will increase by 3.5 percent per year, becoming effective on March 1, 2014. In addition, the base contract will increase in Fiscal Year 2013-2014, upon the opening of the 192 Honor Farm replacement beds at the Public Safety Center, bringing the 2013-2014 contract to \$8,878,248.

As the effects of Assembly Bill 109 realignment are realized, it has become apparent that the inmate population is changing due to the increase in the average stay of detainees. To respond to this change in Fiscal Year 2013-2014, \$500,000 for additional services and staffing to augment existing services provided by the jail medical provider has been requested in Phase 3 of the Community Corrections

Partnership Plan (CCP). This requested designation in the CCP budget is at the same level as in Phase 2 and has been added to the estimated revenue in the Jail Medical Program budget to reduce the impact on the County's General Fund.

STAFFING RECOMMENDATIONS

Adopted Proposed Budget

Total current authorized positions— 0

Final Budget

There are no recommended changes to the current level of staffing.

BUDGET RECOMMENDATIONS

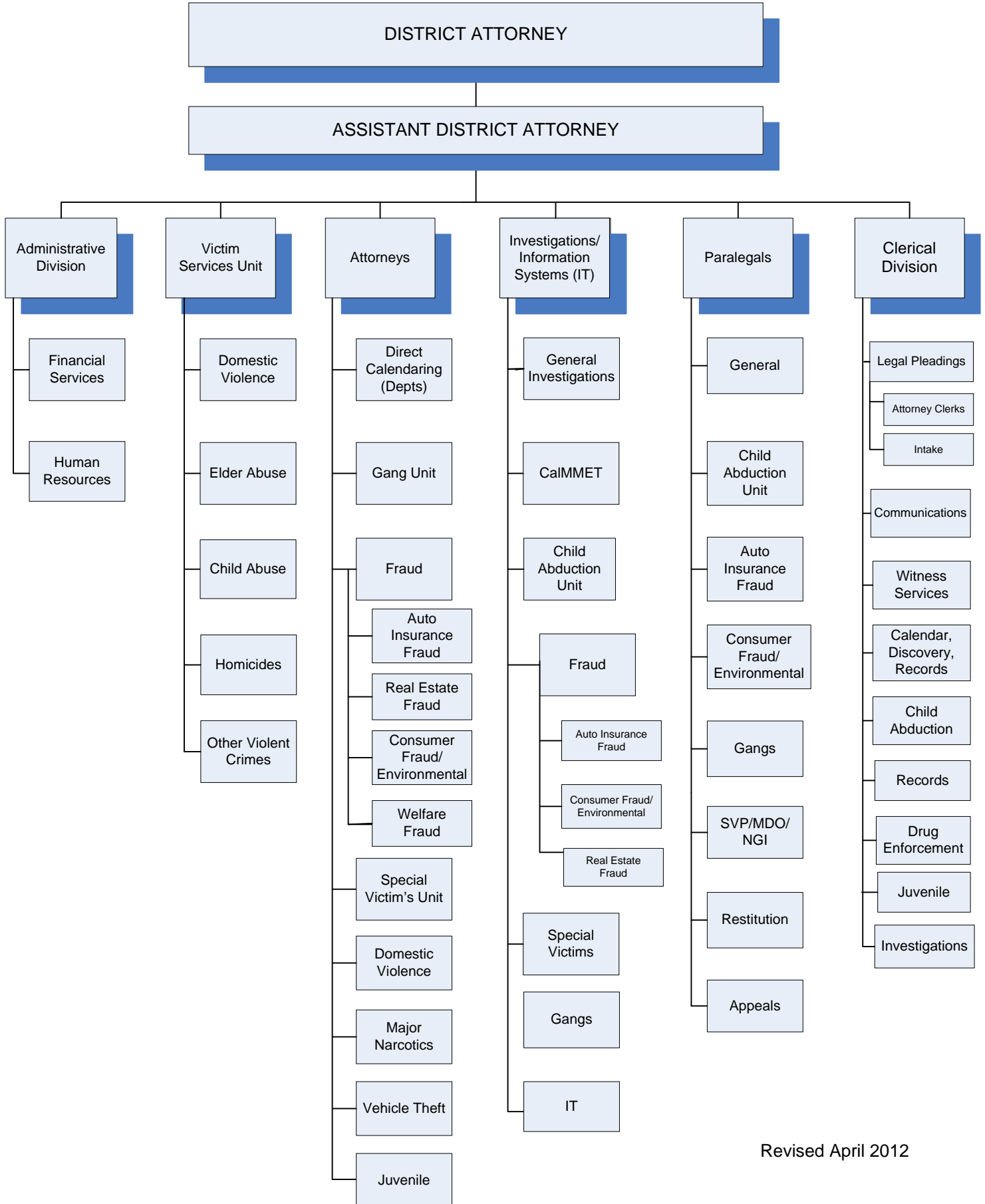
Adopted Proposed Budget

It is recommended that a budget of \$8,878,278 be approved for the Chief Executive Office – Jail Medical Program. This budget is funded from \$500,000 in estimated department revenue and a \$8,378,278 contribution from the General Fund.

Final Budget

The Proposed Budget included an increase in the annual base rate of the Jail Medical Provider contract beginning in November, 2013, with the opening of the 192 Honor Farm replacement beds at the Public Safety Center. The project will be completed and occupied on September 11, 2013, nearly two months ahead of schedule. Due to the early opening of the 192 Honor Farm replacement beds, it is recommended that the Jail Medical Program budget be increased by \$58,116, funded by an additional contribution from the General Fund, to cover the anticipated increased Jail Medical Provider contract costs.

STANISLAUS COUNTY DISTRICT ATTORNEY



Revised April 2012

STANISLAUS COUNTY, CALIFORNIA
Fiscal Year 2013-2014
CRIMINAL JUSTICE/PUBLIC PROTECTION
Judicial



DISTRICT ATTORNEY
Birgit Fladager, District Attorney

BUDGET AT A GLANCE	
Gross Costs	\$15,726,809
Total Revenue	\$2,940,559
Fund Balance/Retained Earnings	\$443,274
Net County Cost	\$12,342,976
Total Recommended Staffing	128
% Funded by Local Discretionary Funds	78.5%

MISSION STATEMENT

The employees of the Stanislaus County District Attorney, in partnership with the Community we serve, are dedicated to the pursuit of truth, justice and protection of the innocent, and the prevention of crime through the vigorous and professional prosecution of those who violate the law.

ACCOMPLISHMENTS AND OBJECTIVES

The overarching duty of the District Attorney is to effectively represent the People of the State of California – both in criminal and quasi-criminal cases – and to provide support and assistance to crime victims. While resources may diminish, the number of crime victims will not. California voters recognized the importance of protecting crime victims by passing Proposition 9, the “Victims’ Bill of Rights Act of 2008: Marsy’s Law.” The duties and obligations to crime victims remain paramount. Coordination with, and participation in, task forces remains an effective mechanism for the Department to investigate and prosecute major criminal activity. In addition, efficient and proactive use of technology has been identified as a major tool that allows the Department to achieve its goals.

The Accomplishments of 2012-2013 and Objectives for the 2013-2014 Fiscal Year for the District Attorney include:

FISCAL YEAR 2012-2013 ACCOMPLISHMENTS	FISCAL YEAR 2013-2014 OBJECTIVES
<ul style="list-style-type: none"> ◆ Ongoing use of the criminal grand jury expedited processing of major cases. ◆ Renewed an Office of Traffic Safety grant to enhance Driving While Under the Influence (DUI) prosecution and hired an investigator in addition to two prosecutors. ◆ Electronic data management (EDM) scanning of case files continued. ◆ Diversion for some misdemeanor cases reduced the burden on the court system by approximately 500 cases a year. 	<ul style="list-style-type: none"> ◆ Interface with Superior Court to allow the population of Integrated Criminal Justice Information System (ICJIS) database with information from court minute orders. ◆ Obtain approval and establish connectivity to Modesto Police Department Records. ◆ Coordinate with Superior Court to implement process for Parole Revocation Hearings as mandated by AB109 Realignment. ◆ Maintain current service and staffing levels.

BUDGETS WITHIN THE DISTRICT ATTORNEY’S OFFICE INCLUDE:

- ◆ Criminal Division
- ◆ Arson Task Force
- ◆ Auto Insurance Fraud Prosecution
- ◆ Consumer Fraud Prosecution Program

- ◆ Criminal Division Asset Forfeiture
- ◆ Elder Abuse Advocacy and Outreach
- ◆ Federal Asset Forfeiture
- ◆ Office of Traffic Safety Impaired Driver Vertical Prosecution Program
- ◆ Real Estate Fraud Prosecution
- ◆ Rural Crimes Prevention Program
- ◆ Unserved/Underserved Victims Advocacy and Outreach Program
- ◆ Vertical Prosecution Block Grant
- ◆ Victim Compensation and Government Claims
- ◆ Victim Services Program

STANISLAUS COUNTY, CALIFORNIA
Fiscal Year 2013-2014
CRIMINAL JUSTICE/PUBLIC PROTECTION
Judicial



DISTRICT ATTORNEY—CRIMINAL DIVISION

Budget Unit 0100 0023100
 General Fund

SERVICES PROVIDED

The primary responsibility of the District Attorney is to see that justice is accomplished within the framework of the United States Constitution, the California Constitution, and the laws of the State of California. This office prosecutes adults and juveniles who violate California law, provides services to victims and witnesses to ensure their fair treatment within the criminal justice system, and – at much reduced levels - provides training for law enforcement agencies and educational presentations for the community at large. The District Attorney works with local, State and Federal law enforcement/government agencies in an effort to more effectively meet the objectives of securing justice and protecting public safety.

District Attorney - Criminal Division					
Classification	2011-2012 Actual	2012-2013 Actual	2013-2014 Adopted Proposed	2013-2014 Recommended Adjustments	2013-2014 Recommended Final Budget
Taxes	\$0	\$0	\$0	\$0	\$0
Licenses, Permits, Franchises	\$0	\$0	\$0	\$0	\$0
Fines, Forfeitures, Penalties	\$16,250	\$308	\$0	\$0	\$0
Revenue from use of Assets	\$0	\$0	\$0	\$0	\$0
Intergovernmental Revenue	\$385,728	\$712,272	\$585,907	\$367,000	\$952,907
Charges for Service	\$557,730	\$521,780	\$576,180	\$0	\$576,180
Miscellaneous Revenue	\$185	\$867	\$0	\$0	\$0
Other Financing Sources	\$25,053	\$101,703	\$0	\$0	\$0
Total Revenue	\$984,946	\$1,336,930	\$1,162,087	\$367,000	\$1,529,087
Salaries and Benefits	\$10,310,310	\$11,492,800	\$11,413,051	\$367,000	\$11,780,051
Services and Supplies	\$574,716	\$950,514	\$623,200	\$570,840	\$1,194,040
Other Charges	\$715,596	\$706,184	\$741,429	\$0	\$741,429
Fixed Assets	\$0	\$0	\$0	\$0	\$0
Other Financing Uses	\$403,939	\$0	\$0	\$0	\$0
Equity	\$0	\$0	\$0	\$0	\$0
Intrafund	\$189	\$30	\$100	\$0	\$100
Contingencies	\$0	\$0	\$0	\$0	\$0
Gross Costs	\$12,004,750	\$13,149,528	\$12,777,780	\$937,840	\$13,715,620
Fund Balance	\$0	\$0	\$0	\$0	\$0
Net County Cost	\$11,019,804	\$11,812,598	\$11,615,693	\$570,840	\$12,186,533

PROGRAM DISCUSSION

The proposed level of funding in Fiscal Year 2013-2014 continues to present significant challenges for the Department. One of the challenges continues to be the increase in retirement costs that departments must absorb. Another challenge is the number of cases submitted by law enforcement agencies for prosecution. The Department saw a significant rise in 2012 which has continued in 2013. Beginning on July 1, 2013, the Department will have the responsibility of handling the parole revocation hearings of those State prison parolees who remain under the supervision of the California Department of Corrections and Rehabilitation (CDCR) upon their release from custody. This will be in addition to the added duties of appearing at revocation hearings for Post Release Community Supervision (PRCS) parolees (criminals released from state prison who are now supervised by the local Probation

Department), and appearing at subsequent court hearings for convicted felons who were sentenced to “local prison” terms, in lieu of “real prison” terms, then violate the terms of their release on “mandatory supervision”.

The Department has experienced turnover in staff, but delayed replacing personnel for as long as possible in order to maximize savings. During Fiscal Year 2012-2013, staffing levels became critically low and the Department was compelled to fill nine positions. Even with these recruitments, staffing levels remain significantly lower than five years ago where staffing in Fiscal Year 2008-2009 included 128 positions, of which 45 were attorneys, down to 104 positions in Fiscal Year 2012-2013, which includes 33 attorneys.

Although training takes a significant amount of time in order to bring staff completely up to speed, the impact of these recruitments is already beginning to be felt.

During the past year, the Department continued with existing cost savings/recovery measures. These include: the Misdemeanor Diversion Program; partnering with County Counsel to obtain bail forfeitures where appropriate; and pursuing indictments by way of the Criminal Grand Jury in order to expedite the processing of criminal cases, reduce the time defendants spend in local custody, and mitigate expenses in the Indigent Defense Fund.

Gang violence throughout the County continues to threaten public safety. When the Sheriff's Department is successful in re-instating an active gang investigations and enforcement unit, the impact on the District Attorney's Office will be direct and almost immediate. An additional Attorney and Criminal Investigator will be needed in order to adequately respond to the increased workload, with a second investigator needed as the Gang Unit increases in size and activity. The increase in staffing in the Gang Unit would also allow the Department to pursue an additional gang injunction within the County.

The County Match portion of the Vertical Prosecution Program has been included in the Department's net county cost. The program is no longer funded by outside agencies but the cases, such as major narcotics vendor, career criminal, and child abuse cases, remain to be prosecuted. The County Match and positions are more appropriately allocated to this budget, as the positions have been funded from the Department's General Fund budget since State funding ceased.

For Fiscal Year 2013-2014, the current objective of the Department is to remain within budgeted funds allocated. It is anticipated that at the end of Fiscal Year 2012-2013, remaining carry forward funds from previous fiscal years (2009-2010, 2010-2011 and 2011-2012) will total approximately \$400,000. A significant amount of carry forward funds were used in Fiscal Year 2012-2013 for advances in technology, cashouts, and to cover unrealized revenues. No carry forward of funds from Fiscal Year 2012-2013 is expected. It is anticipated that a portion of the remaining carry forward funds will be needed in Fiscal Year 2013-2014 to fund vacation/retirement cashouts, increases in retirement costs, and any unanticipated costs in Fiscal Year 2013-2014. The actual amount of carryover funds available from previous years assumes many adjustments prior to year-end and could fluctuate significantly.

In cooperation with General Services Agency Fleet Services, the Department will be replacing a 2000 Chevy Impala and a 2002 Ford Taurus. These vehicles are used routinely by the Criminal Investigators, Attorneys attending hearings at prisons around the State, and to attend trainings. These aged vehicles are currently experiencing an increase in maintenance costs.

Beginning July 1, 2013, the Department will be responsible for conducting parole violation hearings for serious/violent parolees who have been released from prison and who subsequently violate their terms of parole. The number of these hearings is projected to be 113 to 133 per month. The responsibilities demanded of the District Attorney's Office by realignment required that funding be requested from the Community Corrections Partnership Plan (CCP). Funds were not requested during the first two phases, but a request was made and approved as part of the Community Corrections Partnership approval process for funding for additional positions. On July 23, 2013, the Board of Supervisors approved the restoration of one Attorney I-IV, and the addition of two Legal Clerk positions, and one Victim Advocate position. In addition, the Board approved the restoration of one unfunded Attorney I-IV position. This position along with one existing vacant Attorney I-IV position will be funded using the Department's allocation of the District Attorney/Public Defender Account funds.

The CCP agenda item approved by the Board on July 23, 2013, included a technical error. A request to restore two Attorney I-IV positions was approved, however, the position numbers requested to be restored are Attorney I-V positions. A technical adjustment is included in the Staffing Recommendations for this department.

STAFFING RECOMMENDATIONS

Adopted Proposed Budget

The Department is requesting to reclassify one Application Specialist III position. The Department is currently in the process of moving to a virtual server environment and to Microsoft Active Directory and recognizes that staying current with technology is necessary for the Department to be efficient. This position will be responsible to manage and maintain the new Active Directory and virtual server environment. It is recommended that a classification study be conducted of the Application Specialist III position.

The Department is also requesting to transfer in one Criminal Investigator II position and two Attorney V positions from the Vertical Prosecution Block Grant to align the positions in the appropriate budget.

Total current authorized positions— 106

It is recommended to transfer in one Criminal Investigator II position and two Attorney V positions from the Vertical Prosecution Block Grant.

Total recommended authorized positions— 109

A separate budget agenda item was approved on July 23, 2013 to add three new positions and restore two unfunded positions to the Criminal Division effective July 27, 2013. This brings the total position allocation to 114.

Final Budget

Technical adjustment:

The Community Corrections Partnership agenda item approved by the Board of Supervisors on July 23, 2013 included a request to restore two unfunded Attorney I-IV positions, however this is a technical error and the position numbers requested to be restored are Attorney I-V positions.

The Chief Executive Office previously received a request to complete a classification study for the Interviewer I/II – Victim Advocate Specialty classification in the Victim Services Program Unit. A study has been completed and it was determined that the experience and knowledge needed to perform the duties of the position are greater than what is required in the Interviewer I/II job classification. The County's current classification system doesn't provide another similar or comparable classification that reflects the knowledge, skills, and abilities required. A recommendation is being made to create a new County classification called Victim Advocate I/II with a salary range of \$15.05-\$18.29 for the Victim Advocate I and \$17.31-\$21.04 for the Victim Advocate II. The position will be block budgeted. This new position will allow the Interviewers to perform work in a more appropriate classification. All incumbents in the Victim Services Program will qualify with the newly established minimum qualifications and will be reclassified into the new structure following the County's provisions. This new classification will remain at the District Attorney's Office and will continue to be represented by Stanislaus County's Employee Association (AFSCME) Bargaining unit B. The addition of this new classification is essential for the department to provide services and further supports the Board Priority of providing a safe community. There are two Interviewer II positions in the Criminal Division. It is recommended to reclassify these positions to the new classification, block budgeted Victim Advocate II. The increase in salary costs for these two positions will be funded through the Department's General fund.

Total current authorized positions— 114

There are no recommended changes to the current level of staffing.

Total recommended authorized positions— 114

BUDGET RECOMMENDATIONS

Adopted Proposed Budget

It is recommended that a budget of \$12,777,780 be approved for District Attorney – Criminal Division. This budget is funded from \$1,162,087 in estimated department revenue and a \$11,615,693 contribution from the General Fund.

Final Budget

Departments that achieved savings in appropriations are able to carry forward 100% of their unused net county cost savings from prior fiscal years and 75% of their 2012-2013 net county cost savings. The District Attorney is requesting an increase in appropriations of \$570,840 to reflect the carry forward of net county cost savings earned in prior fiscal years that remain unspent. The Department anticipates using a portion of these savings to fund vacation and retirement cashouts, increases in retirement costs, increases in salaries due to the 1% salary restoration, and any unanticipated costs in Fiscal Year 2013-2014. This increase is recommended to be funded from General Fund fund balance. Although, the Department is not requesting an adjustment for the 1% salary restoration at this time, actual expenses will be monitored and the Department will request an adjustment at Mid-Year if necessary.

The Department is also requesting to increase appropriations and revenue by \$367,000 to reflect the recommendations approved by the Board of Supervisors on July 23, 2013, as part of the Phase III of the Community Corrections Partnership Plan (CCP).

STANISLAUS COUNTY, CALIFORNIA
Fiscal Year 2013-2014



CRIMINAL JUSTICE/PUBLIC PROTECTION
Judicial

DISTRICT ATTORNEY—ARSON TASK FORCE

Budget Unit 1761 0023229
 Special Revenue Fund

SERVICES PROVIDED

The Arson Task Force budget was established to allow for the accounting and expenditure of donations received for equipment and other needed items for the multi-jurisdictional Arson Task Force. Agencies represented on the task force include law enforcement and fire representatives from the cities of Ceres, Hughson, Modesto, Newman, Oakdale, Patterson, Riverbank, Turlock and Waterford; representatives from each of the Fire Districts in the County; Consolidated Fire, California Department of Forestry and County representatives from the District Attorney’s Office, Modesto Regional Fire Authority and Sheriff’s Department.

FUND/CASH BALANCE

As of July 1, 2013, this fund has a positive fund balance of \$524 compared to the July 1, 2012 positive balance of \$524. Cash is tracking identical to fund balance.

District Attorney - Arson Task Force					
Classification	2011-2012 Actual	2012-2013 Actual	2013-2014 Adopted Proposed	2013-2014 Recommended Adjustments	2013-2014 Recommended Final Budget
Taxes	\$0	\$0	\$0	\$0	\$0
Licenses, Permits, Franchises	\$0	\$0	\$0	\$0	\$0
Fines, Forfeitures, Penalties	\$0	\$0	\$0	\$0	\$0
Revenue from use of Assets	\$0	\$0	\$0	\$0	\$0
Intergovernmental Revenue	\$0	\$0	\$0	\$0	\$0
Charges for Service	\$0	\$0	\$0	\$0	\$0
Miscellaneous Revenue	\$0	\$0	\$0	\$0	\$0
Other Financing Sources	\$0	\$0	\$0	\$0	\$0
Total Revenue	\$0	\$0	\$0	\$0	\$0
Salaries and Benefits	\$0	\$0	\$0	\$0	\$0
Services and Supplies	\$0	\$0	\$524	\$0	\$524
Other Charges	\$0	\$0	\$0	\$0	\$0
Fixed Assets	\$0	\$0	\$0	\$0	\$0
Other Financing Uses	\$0	\$0	\$0	\$0	\$0
Equity	\$0	\$0	\$0	\$0	\$0
Intrafund	\$0	\$0	\$0	\$0	\$0
Contingencies	\$0	\$0	\$0	\$0	\$0
Gross Costs	\$0	\$0	\$524	\$0	\$524
Fund Balance	\$0	\$0	\$524	\$0	\$524
Net County Cost	\$0	\$0	\$0	\$0	\$0

PROGRAM DISCUSSION

At the proposed level of funding, small purchases of supplies or training may be accommodated. This budget has been inactive for many years, but the Department anticipates the reinstatement of the Arson Task Force.

STAFFING RECOMMENDATIONS

Adopted Proposed Budget

Total current authorized positions— 0

Final Budget

There are no recommended changes to the current level of staffing.

BUDGET RECOMMENDATIONS

Adopted Proposed Budget

It is recommended that a budget of \$524 be approved for the District Attorney – Arson Task Force. This budget is funded from \$524 in departmental fund balance.

Final Budget

There are no recommended changes in funding to this budget.

STANISLAUS COUNTY, CALIFORNIA
Fiscal Year 2013-2014



CRIMINAL JUSTICE/PUBLIC PROTECTION
Judicial

DISTRICT ATTORNEY—AUTO INSURANCE FRAUD PROSECUTION

Budget Unit 1712 0023212
 Special Revenue Fund

SERVICES PROVIDED

The Auto Insurance Fraud program provides for the investigation and prosecution of those who knowingly commit automobile insurance fraud. This is a significant economic crime and the State Department of Insurance funds this program via assessments against the insurance industry.

FUND/CASH BALANCE

As stated in the Adopted Proposed Budget, this fund was projected to have a zero fund balance as of July 1, 2013, compared to the July 1, 2012 positive fund balance of \$1,698. The actual fund balance as of July 1, 2013 is \$5,357, an increase to the projected fund balance, due to staff not being available to attend training this fiscal year. The Department anticipates using a portion of the fund balance in Fiscal Year 2013-2014.

Also stated in the Adopted Proposed Budget, cash was projected to have a negative balance of \$47,770 as of July 1, 2013, compared to the \$56,849 negative balance on July 1, 2012. The actual negative cash balance as of July 1, 2013 is \$61,888. The decrease in cash is due to the timing of reimbursement made by the Department of Insurance, however, an Account Receivable for the remaining funds of the grant was posted at year-end.

District Attorney - Auto Insurance Fraud Prosecution					
Classification	2011-2012 Actual	2012-2013 Actual	2013-2014 Adopted Proposed	2013-2014 Recommended Adjustments	2013-2014 Recommended Final Budget
Taxes	\$0	\$0	\$0	\$0	\$0
Licenses, Permits, Franchises	\$0	\$0	\$0	\$0	\$0
Fines, Forfeitures, Penalties	\$0	\$0	\$0	\$0	\$0
Revenue from use of Assets	\$0	\$0	\$0	\$0	\$0
Intergovernmental Revenue	\$191,079	\$191,079	\$205,209	\$0	\$205,209
Charges for Service	\$0	\$0	\$0	\$0	\$0
Miscellaneous Revenue	\$0	\$0	\$0	\$0	\$0
Other Financing Sources	\$0	\$0	\$0	\$0	\$0
Total Revenue	\$191,079	\$191,079	\$205,209	\$0	\$205,209
Salaries and Benefits	\$175,614	\$181,642	\$195,181	\$0	\$195,181
Services and Supplies	\$7,354	\$5,778	\$10,028	\$0	\$10,028
Other Charges	\$0	\$0	\$0	\$0	\$0
Fixed Assets	\$0	\$0	\$0	\$0	\$0
Other Financing Uses	\$11,549	\$0	\$0	\$0	\$0
Equity	\$0	\$0	\$0	\$0	\$0
Intrafund	\$0	\$0	\$0	\$0	\$0
Contingencies	\$0	\$0	\$0	\$0	\$0
Gross Costs	\$194,517	\$187,420	\$205,209	\$0	\$205,209
Fund Balance	\$3,438	(\$3,659)	\$0	\$0	\$0
Net County Cost	\$0	\$0	\$0	\$0	\$0

PROGRAM DISCUSSION

At the proposed level of funding, the Department can maintain the program at its current level. One Criminal Investigator is fully funded by the grant, as well as a small percentage of a Paralegal and a Deputy District Attorney. The remaining portions of the Paralegal and Attorney are funded by the General Fund, reflective of the duties assigned.

STAFFING RECOMMENDATIONS

Adopted Proposed Budget

Total current authorized positions— 2

There are no recommended changes to the current level of staffing.

Total recommended authorized positions— 2

Final Budget

There are no recommended changes to the current level of staffing.

BUDGET RECOMMENDATIONS

Adopted Proposed Budget

It is recommended that a budget of \$205,209 be approved for the District Attorney – Auto Insurance Fraud Prosecution program. This budget is funded from \$205,209 in estimated department revenue, through a State Grant from the Department of Insurance.

Final Budget

There are no recommended changes in funding to this budget.

STANISLAUS COUNTY, CALIFORNIA
Fiscal Year 2013-2014



CRIMINAL JUSTICE/PUBLIC PROTECTION
Judicial

DISTRICT ATTORNEY—CONSUMER FRAUD PROSECUTION PROGRAM

Budget Unit 177A 0023310
 Special Revenue Fund

SERVICES PROVIDED

The Consumer Fraud Unit of the District Attorney’s Office, consisting of one Deputy District Attorney, one Paralegal and one Criminal Investigator, pursues civil and criminal remedies against companies and individuals whose conduct has harmed or threatens to harm consumers. Consumer-protection laws allow prosecutors to ensure that there is a level playing field for business owners and that consumers are not taken advantage of.

FUND/CASH BALANCE

As of July 1, 2013, this fund has a positive fund balance of \$437,692 compared to the July 1, 2012 positive balance of \$585,154. This is primarily due to the addition of staffing in this budget. Cash is tracking similar to fund balance.

District Attorney - Consumer Fraud					
Classification	2011-2012 Actual	2012-2013 Actual	2013-2014 Adopted Proposed	2013-2014 Recommended Adjustments	2013-2014 Recommended Final Budget
Taxes	\$0	\$0	\$0	\$0	\$0
Licenses, Permits, Franchises	\$0	\$0	\$0	\$0	\$0
Fines, Forfeitures, Penalties	\$113,950	\$61,997	\$0	\$0	\$0
Revenue from use of Assets	\$0	\$0	\$0	\$0	\$0
Intergovernmental Revenue	\$0	\$0	\$0	\$0	\$0
Charges for Service	\$0	\$0	\$0	\$0	\$0
Miscellaneous Revenue	\$0	\$0	\$0	\$0	\$0
Other Financing Sources	\$0	\$0	\$0	\$0	\$0
Total Revenue	\$113,950	\$61,997	\$0	\$0	\$0
Salaries and Benefits	\$198,473	\$208,960	\$370,362	\$0	\$370,362
Services and Supplies	\$728	\$499	\$10,000	\$0	\$10,000
Other Charges	\$0	\$0	\$0	\$0	\$0
Fixed Assets	\$0	\$0	\$0	\$0	\$0
Other Financing Uses	\$12,129	\$0	\$0	\$0	\$0
Equity	\$0	\$0	\$0	\$0	\$0
Intrafund	\$0	\$0	\$0	\$0	\$0
Contingencies	\$0	\$0	\$0	\$0	\$0
Gross Costs	\$211,330	\$209,459	\$380,362	\$0	\$380,362
Fund Balance	\$97,380	\$147,462	\$380,362	\$0	\$380,362
Net County Cost	\$0	\$0	\$0	\$0	\$0

PROGRAM DISCUSSION

At the proposed level of funding, the Department can maintain current services pursuing civil and criminal remedies against companies and individuals whose conduct has harmed or threatens to harm consumers. Revenue is generated from the collection of fines, settlements and reimbursements and is required to be used specifically for the prosecution of consumer fraud. Revenue collected from settlements cannot be absorbed into the Department’s General Fund, so a special revenue fund is used to segregate these funds. Existing fund balance will continue to fund the unit at least through Fiscal

Year 2013-2014. The three positions funded from the revenue in this fund will continue to be allocated to the Department's General Fund budget, but costs will be transferred to the Consumer Fraud budget to more accurately account for the activity. Since the source of revenue in this fund is inconsistent, it is unknown if it will be adequate to fund all the assigned positions at sufficient levels beyond Fiscal Year 2013-2014.

STAFFING RECOMMENDATIONS

Adopted Proposed Budget

Total current authorized positions— 0

Final Budget

There are no recommended changes to the current level of staffing.

BUDGET RECOMMENDATIONS

Adopted Proposed Budget

It is recommended that a budget of \$380,362 be approved for the District Attorney – Consumer Fraud Prosecution program. This budget is funded from \$380,362 in departmental fund balance.

Final Budget

There are no recommended changes in funding to this budget.

STANISLAUS COUNTY, CALIFORNIA
Fiscal Year 2013-2014



CRIMINAL JUSTICE/PUBLIC PROTECTION
Judicial

DISTRICT ATTORNEY—CRIMINAL DIVISION ASSET FORFEITURE

Budget Unit 1771 0023271
 Special Revenue Fund

SERVICES PROVIDED

The District Attorney – Criminal Division Asset Forfeiture budget exists to collect and expend revenue received as a result of the asset forfeiture process, wherein convicted criminals’ property is forfeited and is distributed by formula to the various agencies (law enforcement, prosecution, etc.) that participated in the investigation and prosecution of the criminal. These funds are earmarked by law to support the prosecution process and must be expended in accordance with these regulations.

FUND/CASH BALANCE

As of July 1, 2013, this fund has a positive fund balance of \$57,898, compared to the July 1, 2012 positive balance of \$55,093. Cash is tracking identical to fund balance.

District Attorney - Criminal Division Asset Forfeiture					
Classification	2011-2012 Actual	2012-2013 Actual	2013-2014 Adopted Proposed	2013-2014 Recommended Adjustments	2013-2014 Recommended Final Budget
Taxes	\$0	\$0	\$0	\$0	\$0
Licenses, Permits, Franchises	\$0	\$0	\$0	\$0	\$0
Fines, Forfeitures, Penalties	\$0	\$0	\$0	\$0	\$0
Revenue from use of Assets	\$0	\$0	\$0	\$0	\$0
Intergovernmental Revenue	\$0	\$0	\$0	\$0	\$0
Charges for Service	\$0	\$0	\$0	\$0	\$0
Miscellaneous Revenue	\$15,980	\$2,805	\$0	\$0	\$0
Other Financing Sources	\$0	\$0	\$0	\$0	\$0
Total Revenue	\$15,980	\$2,805	\$0	\$0	\$0
Salaries and Benefits	\$0	\$0	\$0	\$0	\$0
Services and Supplies	\$566	\$0	\$57,898	\$0	\$57,898
Other Charges	\$0	\$0	\$0	\$0	\$0
Fixed Assets	\$0	\$0	\$0	\$0	\$0
Other Financing Uses	\$0	\$0	\$0	\$0	\$0
Equity	\$0	\$0	\$0	\$0	\$0
Intrafund	\$0	\$0	\$0	\$0	\$0
Contingencies	\$0	\$0	\$0	\$0	\$0
Gross Costs	\$566	\$0	\$57,898	\$0	\$57,898
Fund Balance	(\$15,414)	(\$2,805)	\$57,898	\$0	\$57,898
Net County Cost	\$0	\$0	\$0	\$0	\$0

PROGRAM DISCUSSION

At the proposed level of funding the Department will make purchases to support the prosecution process. Since receipt of revenue is sporadic, only existing fund balance will be appropriated in Fiscal Year 2013-2014.

STAFFING RECOMMENDATIONS

Adopted Proposed Budget

Total current authorized positions— 0

Final Budget

There are no recommended changes to the current level of staffing.

BUDGET RECOMMENDATIONS

Adopted Proposed Budget

It is recommended that a budget of \$57,898 be approved for District Attorney – Criminal Division Asset Forfeiture. This budget is funded from \$57,898 in departmental fund balance.

Final Budget

There are no recommended changes in funding to this budget.

STANISLAUS COUNTY, CALIFORNIA
Fiscal Year 2013-2014



CRIMINAL JUSTICE/PUBLIC PROTECTION
Judicial

DISTRICT ATTORNEY—ELDER ABUSE ADVOCACY AND OUTREACH

Budget Unit 1706 0023206
 Special Revenue Fund

SERVICES PROVIDED

The Elder Abuse program provided advocacy and outreach for the elderly victims of crime in the community. The purpose of this program was to help guide senior citizens through the confusing legal system, refer them to social services agencies as appropriate, and provide information and support for these most vulnerable victims. Through a competitive bid process, this grant program has been replaced with the Unserved/Underserved Victims Advocacy and Outreach Program. Therefore, this budget has been discontinued.

FUND/CASH BALANCE

As of July 1, 2013, this fund has a zero fund and cash balance.

District Attorney - Elder Abuse Advocacy & Outreach					
Classification	2011-2012 Actual	2012-2013 Actual	2013-2014 Adopted Proposed	2013-2014 Recommended Adjustments	2013-2014 Recommended Final Budget
Taxes	\$0	\$0	\$0	\$0	\$0
Licenses, Permits, Franchises	\$0	\$0	\$0	\$0	\$0
Fines, Forfeitures, Penalties	\$0	\$0	\$0	\$0	\$0
Revenue from use of Assets	\$0	\$0	\$0	\$0	\$0
Intergovernmental Revenue	\$0	\$0	\$0	\$0	\$0
Charges for Service	\$0	\$0	\$0	\$0	\$0
Miscellaneous Revenue	\$0	\$0	\$0	\$0	\$0
Other Financing Sources	\$885	\$0	\$0	\$0	\$0
Total Revenue	\$885	\$0	\$0	\$0	\$0
Salaries and Benefits	\$0	\$0	\$0	\$0	\$0
Services and Supplies	\$0	\$0	\$0	\$0	\$0
Other Charges	\$0	\$0	\$0	\$0	\$0
Fixed Assets	\$0	\$0	\$0	\$0	\$0
Other Financing Uses	\$0	\$0	\$0	\$0	\$0
Equity	\$0	\$0	\$0	\$0	\$0
Intrafund	\$0	\$0	\$0	\$0	\$0
Contingencies	\$0	\$0	\$0	\$0	\$0
Gross Costs	\$0	\$0	\$0	\$0	\$0
Fund Balance	(\$885)	\$0	\$0	\$0	\$0
Net County Cost	\$0	\$0	\$0	\$0	\$0

PROGRAM DISCUSSION

This Elder Abuse Advocacy and Outreach Program was discontinued and replaced with the Unserved/Underserved Victims Advocacy and Outreach Program in Fiscal Year 2010-2011.

STAFFING RECOMMENDATIONS

Adopted Proposed Budget

Total current authorized positions— 0

Final Budget

There are no recommended changes to the current level of staffing.

BUDGET RECOMMENDATIONS

Adopted Proposed Budget

There are no appropriations recommended for the District Attorney – Elder Abuse Advocacy and Outreach budget as this program was discontinued and replaced with the Unserved/Underserved Victims Advocacy Outreach Program. This budget is being included as part of the Recommended Proposed budget due to the budget requirements imposed by the State Controller.

Final Budget

There are no recommended changes in funding to this budget.

STANISLAUS COUNTY, CALIFORNIA
Fiscal Year 2013-2014



CRIMINAL JUSTICE/PUBLIC PROTECTION
Judicial

DISTRICT ATTORNEY—FEDERAL ASSET FORFEITURE

Budget Unit 1707 0023207
 Special Revenue Fund

SERVICES PROVIDED

This budget exists to collect and expend revenue received as a result of the Federal asset forfeiture process, wherein convicted criminals' property is forfeited and is distributed by formula to the various agencies (law enforcement, prosecution, etc.) that participated in the investigation and prosecution of the criminal. These funds are earmarked by law to support the prosecution process and must be expended in accordance with these regulations. These funds can be used for expenditures to provide specialized training, software upgrades, and other miscellaneous costs in support of the prosecution process.

FUND/CASH BALANCE

As of July 1, 2013, this fund has a positive fund balance of \$4,550 compared to the July 1, 2012 positive balance of \$4,480. Cash is tracking similar to fund balance.

District Attorney - Federal Asset Forfeiture					
Classification	2011-2012 Actual	2012-2013 Actual	2013-2014 Adopted Proposed	2013-2014 Recommended Adjustments	2013-2014 Recommended Final Budget
Taxes	\$0	\$0	\$0	\$0	\$0
Licenses, Permits, Franchises	\$0	\$0	\$0	\$0	\$0
Fines, Forfeitures, Penalties	\$0	\$0	\$0	\$0	\$0
Revenue from use of Assets	\$52	\$29	\$0	\$0	\$0
Intergovernmental Revenue	\$0	\$0	\$0	\$0	\$0
Charges for Service	\$0	\$0	\$0	\$0	\$0
Miscellaneous Revenue	\$0	\$0	\$0	\$0	\$0
Other Financing Sources	\$0	\$0	\$0	\$0	\$0
Total Revenue	\$52	\$29	\$0	\$0	\$0
Salaries and Benefits	\$0	\$0	\$0	\$0	\$0
Services and Supplies	\$0	\$0	\$4,490	\$0	\$4,490
Other Charges	\$0	\$0	\$0	\$0	\$0
Fixed Assets	\$0	\$0	\$0	\$0	\$0
Other Financing Uses	\$0	\$0	\$0	\$0	\$0
Equity	\$0	\$0	\$0	\$0	\$0
Intrafund	\$0	\$0	\$0	\$0	\$0
Contingencies	\$0	\$0	\$0	\$0	\$0
Gross Costs	\$0	\$0	\$4,490	\$0	\$4,490
Fund Balance	(\$52)	(\$29)	\$4,490	\$0	\$4,490
Net County Cost	\$0	\$0	\$0	\$0	\$0

PROGRAM DISCUSSION

At the proposed level of funding the Department will make purchases to support the prosecution process. Since receipt of revenue is sporadic, only existing fund balance will be appropriated in Budget Year 2013-2014.

STAFFING RECOMMENDATIONS

Adopted Proposed Budget

Total current authorized positions— 0

Final Budget

There are no recommended changes to the current level of staffing.

BUDGET RECOMMENDATIONS

Adopted Proposed Budget

It is recommended that a budget of \$4,490 be approved for the District Attorney – Federal Asset Forfeiture. This budget is funded from \$4,490 in departmental fund balance.

Final Budget

There are no recommended changes in funding to this budget.



**DISTRICT ATTORNEY—OFFICE OF TRAFFIC SAFETY IMPAIRED DRIVER
VERTICAL PROSECUTION PROGRAM**

Budget Unit 1678 0023209
Special Revenue Fund

SERVICES PROVIDED

The District Attorney's Impaired Driver Vertical Prosecution Program is funded by a grant administered through the Office of Traffic Safety. Two Deputy District Attorneys are assigned to vertically prosecute all vehicular manslaughter cases, all felony Driving Under the Influence (DUI) cases, all DUI Drug cases, and as many misdemeanor DUIs as their caseload allows. The attorneys provide guidance to the other prosecutors in the office on reviewing DUI and DUI Drug cases for issuance and have instructed the other prosecutors to send them all DUI Drug cases. The prosecutors work with the law enforcement community to share resources for investigations and they also provide community outreach regarding the dangers of driving after consuming alcohol or other drugs. In addition, the District Attorney's Office has provided an on-call protocol for law enforcement agencies to contact a prosecutor for collisions involving fatalities.

FUND/CASH BALANCE

As stated in the Adopted Proposed Budget, this fund was projected to have a zero fund balance as of July 1, 2013, compared to the zero fund balance on July 1, 2012. The actual fund balance as of July 1, 2013 is a negative \$16,831, a decrease to the projected fund balance due to the write-off of an old Account Receivable.

Also stated in the Adopted Proposed Budget, cash was projected to be a negative \$77,500 as of July 1, 2013 compared to the \$57,328 negative balance on July 1, 2012. The actual cash balance as of July 1, 2013 is negative \$58,965, an increase to the projected cash balance due to the timing of the reimbursement of claims for this Federal grant.

District Attorney - Impaired Driver Vertical Prosecution					
Classification	2011-2012 Actual	2012-2013 Actual	2013-2014 Adopted Proposed	2013-2014 Recommended Adjustments	2013-2014 Recommended Final Budget
Taxes	\$0	\$0	\$0	\$0	\$0
Licenses, Permits, Franchises	\$0	\$0	\$0	\$0	\$0
Fines, Forfeitures, Penalties	\$0	\$0	\$0	\$0	\$0
Revenue from use of Assets	\$0	\$0	\$0	\$0	\$0
Intergovernmental Revenue	\$143,941	\$184,938	\$390,716	\$0	\$390,716
Charges for Service	\$0	\$73,602	\$0	\$0	\$0
Miscellaneous Revenue	\$0	\$0	\$0	\$0	\$0
Other Financing Sources	\$0	\$0	\$0	\$0	\$0
Total Revenue	\$143,941	\$258,540	\$390,716	\$0	\$390,716
Salaries and Benefits	\$135,860	\$273,575	\$387,956	\$0	\$387,956
Services and Supplies	\$2,983	\$1,796	\$2,760	\$0	\$2,760
Other Charges	\$0	\$0	\$0	\$0	\$0
Fixed Assets	\$0	\$0	\$0	\$0	\$0
Other Financing Uses	\$5,097	\$0	\$0	\$0	\$0
Equity	\$0	\$0	\$0	\$0	\$0
Intrafund	\$0	\$0	\$0	\$0	\$0
Contingencies	\$0	\$0	\$0	\$0	\$0
Gross Costs	\$143,940	\$275,371	\$390,716	\$0	\$390,716
Fund Balance	(\$1)	\$16,831	\$0	\$0	\$0
Net County Cost	\$0	\$0	\$0	\$0	\$0

PROGRAM DISCUSSION

At the proposed level of funding, the Department can maintain the current level of service. In the second year of this Federal grant, the Department has added an investigator to the unit at 50% to assist in the follow up investigations of vehicular manslaughter and the most serious driving under the influence cases. This position is carried in the General Fund, with reimbursement from the grant as appropriate. This award was been approved for a second year and a third year of funding has been applied for. This program is fully funded through a Federal grant from the U.S. Department of Transportation National Highway Traffic Safety Administration. Funds for full-time investigative services were included in the third year funding request. If awarded, the investigator will assist the prosecutors in the vertical investigation and prosecution of these specific crimes.

The District Attorney's Office will continue its aggressive prosecution of alcohol and drug involved DUI cases which result in death or injury as well as cases involving habitual driving under the influence offenders.

STAFFING RECOMMENDATIONS

Adopted Proposed Budget

Total current authorized positions— 2

There are no recommended changes to the current level of staffing.

Total recommended authorized positions— 2

Final Budget

There are no recommended changes to the current level of staffing.

BUDGET RECOMMENDATIONS

Adopted Proposed Budget

It is recommended that a budget of \$390,716 be approved for the District Attorney – Impaired Driver Vertical Prosecution program. This budget is funded from \$390,716 in estimated department revenue, through a Federal grant administered by the State Office of Traffic Safety.

Final Budget

There are no recommended changes in funding to this budget.

STANISLAUS COUNTY, CALIFORNIA
Fiscal Year 2013-2014



CRIMINAL JUSTICE/PUBLIC PROTECTION
Judicial

DISTRICT ATTORNEY—REAL ESTATE FRAUD PROSECUTION

Budget Unit 1776 0023276
 Special Revenue Fund

SERVICES PROVIDED

The District Attorney – Real Estate Fraud budget is dedicated to the investigation and prosecution of real estate fraud. Real estate fraud is a multi-million dollar “industry” in California, especially in areas where property is bought and sold at a premium. Frequently, the cases involve multiple victims. Emphasis is placed on fraud against individuals whose residences are in danger of, or are in, foreclosure. Successful investigation and prosecution requires dedicated personnel with the training and ability to deal with the complex nature of this type of fraud. Local law enforcement agencies do not have the expertise or resources necessary to handle these types of investigations.

FUND/CASH BALANCE

As stated in the Adopted Proposed Budget, this fund was projected to have a positive fund balance of \$151,539 as of July 1, 2013, compared to the July 1, 2012 positive fund balance of \$77,003. The actual fund balance as of July 1, 2013 is \$191,800, an increase to the projected fund balance due to the increase from fees charged for various real estate transactions and the additional types of transactions subject to those fees.

Also stated in the Adopted Proposed Budget, cash was tracking similar to fund balance as of July 1, 2013. The actual cash balance as of July 1, 2013 is \$202,335. This increase is also due to the increase from fees charged for real estate transactions.

District Attorney - Real Estate Fraud					
Classification	2011-2012 Actual	2012-2013 Actual	2013-2014 Adopted Proposed	2013-2014 Recommended Adjustments	2013-2014 Recommended Final Budget
Taxes	\$0	\$0	\$0	\$0	\$0
Licenses, Permits, Franchises	\$0	\$0	\$0	\$0	\$0
Fines, Forfeitures, Penalties	\$0	\$0	\$0	\$0	\$0
Revenue from use of Assets	\$0	\$0	\$0	\$0	\$0
Intergovernmental Revenue	\$0	\$0	\$0	\$0	\$0
Charges for Service	\$188,288	\$252,788	\$319,411	\$0	\$319,411
Miscellaneous Revenue	\$0	\$0	\$0	\$0	\$0
Other Financing Sources	\$0	\$0	\$0	\$0	\$0
Total Revenue	\$188,288	\$252,788	\$319,411	\$0	\$319,411
Salaries and Benefits	\$270,530	\$290,161	\$462,526	\$0	\$462,526
Services and Supplies	\$2,917	\$944	\$10,000	\$0	\$10,000
Other Charges	\$0	\$0	\$0	\$0	\$0
Fixed Assets	\$0	\$0	\$0	\$0	\$0
Other Financing Uses	\$8,333	\$0	\$0	\$0	\$0
Equity	\$0	\$0	\$0	\$0	\$0
Intrafund	\$0	\$0	\$0	\$0	\$0
Contingencies	\$0	\$0	\$0	\$0	\$0
Gross Costs	\$281,780	\$291,105	\$472,526	\$0	\$472,526
Fund Balance	(\$59,623)	(\$114,798)	\$0	\$0	\$0
Net County Cost	\$153,115	\$153,115	\$153,115	\$0	\$153,115

PROGRAM DISCUSSION

At the proposed level of funding, the District Attorney's Real Estate Fraud Unit can maintain services and continue the investigation and prosecution of these highly complex cases. Many hours of investigation, analysis, and often years of court time is required to prosecute these crimes. This Unit is primarily funded from fees charged for various real estate transactions. Recent legislation has opened the door to increase the amount of the fee charged for these transactions, as well as the number of additional types of transactions subject to the fees. The District Attorney is currently working with County Counsel to strategize an approach for this. The impact of the additional transactions is already being felt, and it is the Department's intention to request in the near future that the Board allow an increase in the fee, which is currently \$3 per qualifying transaction. These funds will be utilized for additional investigation, expert witness fees, the services of a forensic accountant, a computer forensic analyst and clerical support.

STAFFING RECOMMENDATIONS

Adopted Proposed Budget

Total current authorized positions— 2

There are no recommended changes to the current level of staffing.

Total recommended authorized positions— 2

Final Budget

There are no recommended changes to the current level of staffing.

BUDGET RECOMMENDATIONS

Adopted Proposed Budget

It is recommended that a budget of \$472,526 be approved for the District Attorney – Real Estate Fraud program. This budget is funded from \$319,411 in estimated department revenue, and a \$153,115 contribution from the General Fund.

Final Budget

There are no recommended changes in funding to this budget.

STANISLAUS COUNTY, CALIFORNIA
Fiscal Year 2013-2014



CRIMINAL JUSTICE/PUBLIC PROTECTION
Judicial

DISTRICT ATTORNEY—RURAL CRIMES PREVENTION PROGRAM

Budget Unit 1716 0023216
 Special Revenue Fund

SERVICES PROVIDED

The District Attorney – Rural Crimes Prevention Program serves as a focal point to address rural and agricultural crime in Stanislaus County in conjunction with the seven other counties that are granted funds to form the Central Valley Rural Crimes Prevention Task Force. The majority of the funds are used by the Sheriff’s Department for personnel, surveillance and tracking technicians, equipment, vehicles, operating costs and travel for attendance at task force meetings and to attend training.

CASH/FUND BALANCE

As of July 1, 2013, this fund has a zero fund balance compared to the July 1, 2012 negative balance of \$2,809. Cash is tracking identical to fund balance.

District Attorney - Rural Crimes Prevention					
Classification	2011-2012 Actual	2012-2013 Actual	2013-2014 Adopted Proposed	2013-2014 Recommended Adjustments	2013-2014 Recommended Final Budget
Taxes	\$0	\$0	\$0	\$0	\$0
Licenses, Permits, Franchises	\$0	\$0	\$0	\$0	\$0
Fines, Forfeitures, Penalties	\$0	\$0	\$0	\$0	\$0
Revenue from use of Assets	\$0	\$0	\$0	\$0	\$0
Intergovernmental Revenue	\$27,081	\$5,080	\$0	\$0	\$0
Charges for Service	\$0	\$0	\$0	\$0	\$0
Miscellaneous Revenue	\$0	\$0	\$0	\$0	\$0
Other Financing Sources	\$0	\$0	\$0	\$0	\$0
Total Revenue	\$27,081	\$5,080	\$0	\$0	\$0
Salaries and Benefits	\$0	\$0	\$0	\$0	\$0
Services and Supplies	\$0	\$0	\$0	\$0	\$0
Other Charges	\$29,890	\$2,271	\$0	\$0	\$0
Fixed Assets	\$0	\$0	\$0	\$0	\$0
Other Financing Uses	\$0	\$0	\$0	\$0	\$0
Equity	\$0	\$0	\$0	\$0	\$0
Intrafund	\$0	\$0	\$0	\$0	\$0
Contingencies	\$0	\$0	\$0	\$0	\$0
Gross Costs	\$29,890	\$2,271	\$0	\$0	\$0
Fund Balance	\$2,809	(\$2,809)	\$0	\$0	\$0
Net County Cost	\$0	\$0	\$0	\$0	\$0

PROGRAM DISCUSSION

This program is now being funded through the State “Realignment” process and funds go directly to the Sheriff’s Department. This budget is no longer active.

STAFFING RECOMMENDATIONS

Adopted Proposed Budget

Total current authorized positions— 0

Final Budget

There are no recommended changes to the current level of staffing.

BUDGET RECOMMENDATIONS

Adopted Proposed Budget

There are no appropriations recommended for the District Attorney – Rural Crimes Prevention budget. This budget is being included as part of the Recommended Proposed Budget due to the budget requirement imposed by the State Controller.

Final Budget

There are no recommended changes in funding to this budget.

STANISLAUS COUNTY, CALIFORNIA
Fiscal Year 2013-2014



CRIMINAL JUSTICE/PUBLIC PROTECTION
Judicial

DISTRICT ATTORNEY—UNSERVED/UNDERSERVED VICTIMS ADVOCACY AND OUTREACH PROGRAM

Budget Unit 1686 0023208
 Special Revenue Fund

SERVICES PROVIDED

The District Attorney – Unserviced/Underserved Victims Advocacy and Outreach Program provides advocacy and outreach for the unserved and underserved elderly victims of crime in the community. The purpose of this program is to help these victims through the confusing legal system, refer them to social services agencies as appropriate, and provide information and support for these most vulnerable victims. This program replaced the Elder Abuse Advocacy and Outreach Program in October of 2010.

FUND/CASH BALANCE

As stated in the Adopted Proposed Budget, this fund was projected to have a zero fund balance as of July 1, 2013, compared to the July 1, 2012 positive fund balance of \$7. The actual fund balance as of July 1, 2013 is a negative \$666, a decrease to the projected fund balance due to underestimating the amount of the account receivable posted at year-end. Claims for reimbursement are submitted quarterly for this Federal grant.

Also stated in the Adopted Proposed Budget, this fund was projected to have a negative cash balance of \$28,441 as of July 1, 2013, compared to the negative cash balance of \$16,816 on July 1, 2012. The actual cash balance as of July 1, 2013 is a negative \$22,105. This increase is due to the timing of reimbursement for this Federal grant.

District Attorney - Unserviced/Underserved Victim Advocacy and Outreach Program					
Classification	2011-2012 Actual	2012-2013 Actual	2013-2014 Adopted Proposed	2013-2014 Recommended Adjustments	2013-2014 Recommended Final Budget
Taxes	\$0	\$0	\$0	\$0	\$0
Licenses, Permits, Franchises	\$0	\$0	\$0	\$0	\$0
Fines, Forfeitures, Penalties	\$0	\$0	\$0	\$0	\$0
Revenue from use of Assets	\$0	\$0	\$0	\$0	\$0
Intergovernmental Revenue	\$110,162	\$105,738	\$111,605	\$0	\$111,605
Charges for Service	\$0	\$0	\$0	\$0	\$0
Miscellaneous Revenue	\$0	\$0	\$0	\$0	\$0
Other Financing Sources	\$0	\$0	\$0	\$0	\$0
Total Revenue	\$110,162	\$105,738	\$111,605	\$0	\$111,605
Salaries and Benefits	\$57,412	\$61,286	\$62,698	\$0	\$62,698
Services and Supplies	\$51,229	\$45,125	\$48,907	\$0	\$48,907
Other Charges	\$0	\$0	\$0	\$0	\$0
Fixed Assets	\$0	\$0	\$0	\$0	\$0
Other Financing Uses	\$1,617	\$0	\$0	\$0	\$0
Equity	\$0	\$0	\$0	\$0	\$0
Intrafund	\$0	\$0	\$0	\$0	\$0
Contingencies	\$0	\$0	\$0	\$0	\$0
Gross Costs	\$110,258	\$106,411	\$111,605	\$0	\$111,605
Fund Balance	\$96	\$673	\$0	\$0	\$0
Net County Cost	\$0	\$0	\$0	\$0	\$0

PROGRAM DISCUSSION

At the proposed level of funding, the Department can maintain services at the level established in October 2010 as a result of receiving the grant award from the California Emergency Management Agency (CalEMA). The funding cycle for this grant is October through September, consequently, the budget established for Fiscal Year 2013-2014 includes funding from the fourth quarter of the Fiscal Year 2012-2013 award, and funding from the first three quarters of the projected 2013-2014 award.

STAFFING RECOMMENDATIONS

Adopted Proposed Budget

Total current authorized positions— 1

There are no recommended changes to the current level of staffing.

Total recommended authorized positions— 1

Final Budget

The Chief Executive Office previously received a request to complete a classification study for the Interviewer I/II – Victim Advocate Specialty classification in the Victim Services Program Unit. A study has been completed and it was determined that the experience and knowledge needed to perform the duties of the position are greater than what is required in the Interviewer I/II job classification. The County's current classification system doesn't provide another similar or comparable classification that reflects the knowledge, skills, and abilities required. A recommendation is being made to create a new County classification called Victim Advocate I/II with a salary range of \$15.05-\$18.29 for the Victim Advocate I and \$17.31-\$21.04 for the Victim Advocate II. The position will be block budgeted. This new position will allow the Interviewers to perform work in a more appropriate classification. All incumbents in the Victim Services Program will qualify with the newly established minimum qualifications and will be reclassified into the new structure following the County's provisions. This new classification will remain at the District Attorney's Office and will continue to be represented by Stanislaus County's Employee Association (AFSCME) Bargaining unit B. The addition of this new classification is essential for the department to provide services and further supports the Board Priority of providing a safe community. There is one Interviewer II position in the Unserved/Underserved Victim Advocacy and Outreach program. It is recommended to reclassify this position to the new classification, block budgeted Victim Advocate II. The increase in salary costs for this position will be funded through the Department's Unserved/Underserved Special Revenue grant.

Total current authorized positions— 1

There are no recommended changes to the current level of staffing.

Total recommended authorized positions— 1

BUDGET RECOMMENDATIONS

Adopted Proposed Budget

It is recommended that a budget of \$111,605 be approved for the District Attorney – Unserved/Underserved Victim Advocacy and Outreach program. This budget is funded from \$111,605 in estimated department revenue.

Final Budget

There are no recommended changes in funding to this budget.

STANISLAUS COUNTY, CALIFORNIA
Fiscal Year 2013-2014



CRIMINAL JUSTICE/PUBLIC PROTECTION
Judicial

DISTRICT ATTORNEY—VERTICAL PROSECUTION BLOCK GRANT

Budget Unit 1775 0023275
 Special Revenue Fund

SERVICES PROVIDED

The District Attorney – Vertical Prosecution Block Grant provided funding options in five areas: Career Criminal, Major Narcotic Vendor, Elder Abuse, Child Abuse, and Statutory Rape. The Department has used the funding to investigate and prosecute child abuse, career criminal and major narcotic vendor cases in prior years. However, in Fiscal Year 2010-2011, while the grant itself was extended to allow allocated funding to be expended, no new funding was provided. This grant was funded by Vehicle License Fees (VLF), transferred to the Local Safety and Protection Account (LSPA) fund source and administered by the California Emergency Management Agency (Cal EMA), formerly the Office of Emergency Services (OES).

CASH/FUND BALANCE

As of July 1, 2013, this fund has a positive fund balance of \$4 compared to the negative balance of \$2,444 on July 1, 2012. As of July 1, 2013, this fund has a positive cash balance of \$4,959, compared to the negative cash balance of \$8,115 on July 2012. Adjustments to this budget will be made for the cash and fund balance to have a zero balance as no future revenue is anticipated for this grant.

District Attorney - Vertical Prosecution Block Grant					
Classification	2011-2012 Actual	2012-2013 Actual	2013-2014 Adopted Proposed	2013-2014 Recommended Adjustments	2013-2014 Recommended Final Budget
Taxes	\$0	\$0	\$0	\$0	\$0
Licenses, Permits, Franchises	\$0	\$0	\$0	\$0	\$0
Fines, Forfeitures, Penalties	\$0	\$0	\$0	\$0	\$0
Revenue from use of Assets	\$0	\$0	\$0	\$0	\$0
Intergovernmental Revenue	\$95,521	\$2,408	\$0	\$0	\$0
Charges for Service	\$0	\$0	\$0	\$0	\$0
Miscellaneous Revenue	\$0	\$0	\$0	\$0	\$0
Other Financing Sources	\$0	\$0	\$0	\$0	\$0
Total Revenue	\$95,521	\$2,408	\$0	\$0	\$0
Salaries and Benefits	\$116,112	\$103,768	\$0	\$0	\$0
Services and Supplies	\$0	\$0	\$0	\$0	\$0
Other Charges	\$0	\$0	\$0	\$0	\$0
Fixed Assets	\$0	\$0	\$0	\$0	\$0
Other Financing Uses	\$4,352	\$0	\$0	\$0	\$0
Equity	\$0	\$0	\$0	\$0	\$0
Intrafund	\$0	\$0	\$0	\$0	\$0
Contingencies	\$0	\$0	\$0	\$0	\$0
Gross Costs	\$120,464	\$103,768	\$0	\$0	\$0
Fund Balance	(\$78,864)	(\$2,447)	\$0	\$0	\$0
Net County Cost	\$103,807	\$103,807	\$0	\$0	\$0

PROGRAM DISCUSSION

This program is no longer active, but the cases originally handled by staff funded by the program still remain to be investigated and prosecuted. Since State funding has ceased, the \$103,807 of net county cost (County Match) historically provided in this budget, has been moved to the District Attorney-Criminal Division budget to assist with this need.

STAFFING RECOMMENDATIONS

Adopted Proposed Budget

The Department is requesting to transfer out one Criminal Investigator II position and two Attorney V positions to the Criminal Division where they are currently being funded.

Total current authorized positions— 3

It is recommended to transfer out one Criminal Investigator II position and two Attorney V positions to the Criminal Division.

Total recommended authorized positions— 0

Final Budget

There are no recommended changes to the current level of staffing.

BUDGET RECOMMENDATIONS

Adopted Proposed Budget

There are no appropriations recommended for the District Attorney – Vertical Prosecution Block Grant budget. Since State funding has ceased, the net county cost provided in this budget has been moved to the District Attorney-Criminal Division budget to assist with this need. This budget is being included as part of the Recommended Proposed Budget due to the budget requirement imposed by the State Controller.

Final Budget

There are no recommended changes in funding to this budget.

STANISLAUS COUNTY, CALIFORNIA
Fiscal Year 2013-2014



CRIMINAL JUSTICE/PUBLIC PROTECTION
Judicial

DISTRICT ATTORNEY—VICTIM COMPENSATION AND GOVERNMENT CLAIMS

Budget Unit 1710 0023220
 Special Revenue Fund

SERVICES PROVIDED

The Victim Compensation and Government Claims program works with the Courts, Probation, and law enforcement to claim restitution from the convicted perpetrators of crimes. This program is substantially funded through a contract with the State Victims Compensation and Government Claims Board (formerly known as the Board of Control).

CASH/FUND BALANCE

As of July 1, 2013, this fund has a zero fund balance compared to the July 1, 2012 balance of zero. As stated in the Adopted Proposed Budget, this fund was projected to have a negative cash balance of \$27,745 as of July 1, 2013, compared to the negative balance of \$29,694 on July 1, 2012. The actual cash balance as of July 1, 2013 is a negative \$24,989. This increase is due to the timing and allocation of the State's reimbursements.

District Attorney - Victim Compensation & Government Claims					
Classification	2011-2012 Actual	2012-2013 Actual	2013-2014 Adopted Proposed	2013-2014 Recommended Adjustments	2013-2014 Recommended Final Budget
Taxes	\$0	\$0	\$0	\$0	\$0
Licenses, Permits, Franchises	\$0	\$0	\$0	\$0	\$0
Fines, Forfeitures, Penalties	\$0	\$0	\$0	\$0	\$0
Revenue from use of Assets	\$0	\$0	\$0	\$0	\$0
Intergovernmental Revenue	\$63,853	\$63,852	\$63,853	\$0	\$63,853
Charges for Service	\$0	\$0	\$0	\$0	\$0
Miscellaneous Revenue	\$0	\$0	\$0	\$0	\$0
Other Financing Sources	\$410	\$0	\$0	\$0	\$0
Total Revenue	\$64,263	\$63,852	\$63,853	\$0	\$63,853
Salaries and Benefits	\$61,754	\$63,853	\$63,853	\$0	\$63,853
Services and Supplies	\$0	\$0	\$0	\$0	\$0
Other Charges	\$0	\$0	\$0	\$0	\$0
Fixed Assets	\$0	\$0	\$0	\$0	\$0
Other Financing Uses	\$2,099	\$0	\$0	\$0	\$0
Equity	\$0	\$0	\$0	\$0	\$0
Intrafund	\$0	\$0	\$0	\$0	\$0
Contingencies	\$0	\$0	\$0	\$0	\$0
Gross Costs	\$63,853	\$63,853	\$63,853	\$0	\$63,853
Fund Balance	(\$410)	\$1	\$0	\$0	\$0
Net County Cost	\$0	\$0	\$0	\$0	\$0

PROGRAM DISCUSSION

At the proposed level of funding, the Department can maintain the current level of service. Over the years, the funding awarded through this contract has remained stable while salaries and benefits have increased, resulting in the need for the Department to cover some of the salary costs (projected to be approximately \$19,000 in Fiscal Year 2013-2014) from the Department's General Fund budget. The

service provided is very important to victims and it is important to maintain the current position, thus the funding has been included in the Department's General Fund budget for the upcoming budget year.

STAFFING RECOMMENDATIONS

Adopted Proposed Budget

Total current authorized positions— 1

There are no recommended changes to the current level of staffing.

Total recommended authorized positions— 1

Final Budget

There are no recommended changes to the current level of staffing.

BUDGET RECOMMENDATIONS

Adopted Proposed Budget

It is recommended that a budget of \$63,853 be approved for the District Attorney – Victim Compensation and Government Claims. This budget is funded from \$63,853 in estimated department revenue.

Final Budget

There are no recommended changes in funding to this budget.



DISTRICT ATTORNEY—VICTIM SERVICES PROGRAM

Budget Unit 1714 0023214
Special Revenue Fund

SERVICES PROVIDED

The Victim Services Program, in its 33rd year of operation, is funded through State penalty assessment funds levied on convicted criminals and also from the Federal Victims of Crime Act (VOCA) funds. The funding is administered through the California Emergency Management Agency (Cal EMA), formerly the Office of Emergency Services (OES). Under the Victim Witness Assistance Grant, program staff provide mandated services which include crisis intervention and peer counseling, emergency assistance, court escort, criminal justice orientation, assistance with applications for compensation, restitution assistance, property return, case status/disposition, referral information, public educational presentations, training to service providers and others.

The Victim Witness Assistance Grant requires the provision of 14 distinct services offered to victims of all types of crime. The mandate precludes the District Attorney from selecting only certain services or only offering services to victims of certain crime types based on funding constraints.

FUND/CASH BALANCE

As stated in the Adopted Proposed Budget, this fund was projected to have a zero fund balance as of July 1, 2013, compared to the July 1, 2012 negative fund balance of \$4,736. The actual fund balance as of July 1, 2013 is \$5,605, an increase to the projected fund balance. Also stated in the Adopted Proposed Budget, cash was projected to have a negative balance of \$74,789 as of July 1, 2013, compared to the negative balance of \$78,199 on July 1, 2012. The actual cash balance as of July 1, 2013 is a negative \$58,693. This increase in fund balance and cash balance is due to staff not being available to attend budgeted training, and actual expenditures for various victim service programs being less than anticipated.

District Attorney - Victim Services Program					
Classification	2011-2012 Actual	2012-2013 Actual	2013-2014 Adopted Proposed	2013-2014 Recommended Adjustments	2013-2014 Recommended Final Budget
Taxes	\$0	\$0	\$0	\$0	\$0
Licenses, Permits, Franchises	\$0	\$0	\$0	\$0	\$0
Fines, Forfeitures, Penalties	\$0	\$0	\$0	\$0	\$0
Revenue from use of Assets	\$0	\$0	\$0	\$0	\$0
Intergovernmental Revenue	\$338,271	\$320,678	\$320,678	\$0	\$320,678
Charges for Service	\$0	\$0	\$0	\$0	\$0
Miscellaneous Revenue	\$0	\$0	\$0	\$0	\$0
Other Financing Sources	\$0	\$0	\$0	\$0	\$0
Total Revenue	\$338,271	\$320,678	\$320,678	\$0	\$320,678
Salaries and Benefits	\$333,536	\$322,793	\$318,768	\$0	\$318,768
Services and Supplies	\$2,828	\$343	\$5,238	\$0	\$5,238
Other Charges	\$0	\$0	\$0	\$0	\$0
Fixed Assets	\$0	\$0	\$0	\$0	\$0
Other Financing Uses	\$8,001	\$0	\$0	\$0	\$0
Equity	\$0	\$0	\$0	\$0	\$0
Intrafund	\$0	\$0	\$0	\$0	\$0
Contingencies	\$0	\$0	\$0	\$0	\$0
Gross Costs	\$344,365	\$323,136	\$324,006	\$0	\$324,006
Fund Balance	\$2,766	(\$870)	\$0	\$0	\$0
Net County Cost	\$3,328	\$3,328	\$3,328	\$0	\$3,328

PROGRAM DISCUSSION

At the proposed level of funding, the Department can maintain the current service level. Over the years, funding has been relatively stable, but employee costs have increased, resulting in the need for the Department to cover a small portion of salary costs (projected to be approximately \$5,000 for Fiscal Year 2013-2014). Additionally, the Unserved/Underserved Victims Advocacy and Outreach Program grant requires a small in-kind match; 10% of the Victims Services Coordinator's salary (approximately \$9,000 in Budget Year 2013-2014) is paid from the Department's General Fund budget in order to meet this requirement.

STAFFING RECOMMENDATIONS

Adopted Proposed Budget

Total current authorized positions— 6

There are no recommended changes to the current level of staffing.

Total recommended authorized positions— 6

Final Budget

The Chief Executive Office previously received a request to complete a classification study for the Interviewer I/II – Victim Advocate Specialty classification in the Victim Services program Unit. A study has been completed and it was determined that the experience and knowledge needed to perform the duties of the position are greater than what is required in the Interviewer I/II job classification. The County's current classification system doesn't provide another similar or comparable classification that reflects the knowledge, skills, and abilities required. A recommendation is being made to create a new County classification called Victim Advocate I/II with a salary range of \$15.05-\$18.29 for the Victim Advocate I and \$17.31-\$21.04 for the Victim Advocate II. The position will be block budgeted. This new position will allow the Interviewers to perform work in a more appropriate classification. All incumbents in the Victim Services program will qualify with the newly established minimum qualifications and will be reclassified into the new structure following the County's provisions. This new classification will remain at the District Attorney's Office and will continue to be represented by

Stanislaus County's Employee Association (AFSCME) Bargaining unit B. The addition of this new classification is essential for the Department to provide services and further supports the Board priority of providing a safe community. There are five Interviewer II positions in the Victim Services program. It is recommended to reclassify these positions to the new classification, block budgeted Victim Advocate II. The increase in salary costs for these positions will be funded through the Department's Victim Witness Assistance Special Revenue grant.

Total current authorized positions— 6

There are no recommended changes to the current level of staffing.

Total recommended authorized positions— 6

BUDGET RECOMMENDATIONS

Adopted Proposed Budget

It is recommended that a budget of \$324,006 be approved for the District Attorney – Victim Services program. This budget is funded from \$320,678 in estimated department revenue and a \$3,328 contribution from the General Fund.

Final Budget

There are no recommended changes in funding to this budget.



CRIMINAL JUSTICE/PUBLIC PROTECTION
Judicial

GRAND JURY

Budget Unit 0100 0052100
General Fund

BUDGET AT A GLANCE

Gross Costs	\$145,947
Total Revenue	\$0
Fund Balance/Retained Earnings	\$0
Net County Cost	\$145,947
Total Recommended Staffing	0
% Funded by Local Discretionary Funds	100.0%

MISSION STATEMENT

The primary function of the Grand Jury is to provide an unbiased oversight to investigate complaints from citizens about the operations of County and City government, School Districts and Special Districts, as required by law. The Grand Jury assures citizens that government is operating efficiently and in an ethical, honest manner. The Grand Jury investigates policies and procedures and makes recommendations to improve local government operations.

SERVICES PROVIDED

Grand Jury responsibilities are generally divided into civil and criminal. California Penal Code Section 904.6 permits any county to have an additional Grand Jury at the discretion of the Presiding Judge of the Superior Court. The intent of the legislation was to create a system comprising of two grand juries, one for civil investigations, and the other for criminal indictments.

In Stanislaus County, there are two separate grand juries. One is the Civil Grand Jury that conducts three types of investigations; mandatory, discretionary and citizen complaint investigations. Mandatory investigations are those that the California Penal Code requires the Grand Jury to undertake. The discretionary investigations are those over which the Legislature has given the Grand Jury jurisdiction, but has stated that it is not required. The citizen complaint investigations are those complaints within the jurisdiction of the Grand Jury received from a citizen. The statutes preclude the Grand Jury from considering complaints on matters before the courts, matters that are the subject of litigation, matters involving agencies located outside the County, matters involving privately held companies and matters involving the fiscal and administrative operations of the Superior Court.

The other Grand Jury is the Criminal Grand Jury that is an alternative to a preliminary hearing. Members serve for a maximum of six indictment hearings or one budget year, whichever comes first.

Grand Jury					
Classification	2011-2012 Actual	2012-2013 Actual	2013-2014 Adopted Proposed	2013-2014 Recommended Adjustments	2013-2014 Recommended Final Budget
Taxes	\$0	\$0	\$0	\$0	\$0
Licenses, Permits, Franchises	\$0	\$0	\$0	\$0	\$0
Fines, Forfeitures, Penalties	\$0	\$0	\$0	\$0	\$0
Revenue from use of Assets	\$0	\$0	\$0	\$0	\$0
Intergovernmental Revenue	\$0	\$0	\$0	\$0	\$0
Charges for Service	\$0	\$0	\$0	\$0	\$0
Miscellaneous Revenue	\$0	\$0	\$0	\$0	\$0
Other Financing Sources	\$0	\$0	\$0	\$0	\$0
Total Revenue	\$0	\$0	\$0	\$0	\$0
Salaries and Benefits	\$44,358	\$47,903	\$53,039	\$0	\$53,039
Services and Supplies	\$54,368	\$52,638	\$78,590	\$0	\$78,590
Other Charges	\$10,195	\$12,951	\$14,018	\$0	\$14,018
Fixed Assets	\$0	\$0	\$0	\$0	\$0
Other Financing Uses	\$1,559	\$0	\$0	\$0	\$0
Equity	\$0	\$0	\$0	\$0	\$0
Intrafund	\$18,693	\$310	\$300	\$0	\$300
Contingencies	\$0	\$0	\$0	\$0	\$0
Gross Costs	\$129,173	\$113,802	\$145,947	\$0	\$145,947
Fund Balance	\$0	\$0	\$0	\$0	\$0
Net County Cost	\$129,173	\$113,802	\$145,947	\$0	\$145,947

PROGRAM DISCUSSION

At the proposed level of funding, the Department can maintain current Civil Grand Jury fees and staffing costs. During Fiscal Year 2011-2012, the Department was granted a budget increase due to costs associated with an increase in the use of the Criminal Grand Jury. This increase has been included in the base budget for Fiscal Year 2013-2014 in anticipation of the continued use of the Criminal Grand Jury. The 2013-2014 Recommended Proposed Budget includes a \$6,174 increase in appropriations due to additional Cost Allocated Plan (CAP) charges and Salary and Benefit costs that could not be offset by reducing expenses in other accounts.

STAFFING RECOMMENDATIONS

Adopted Proposed Budget

Total current authorized positions— 0

Final Budget

There are no recommended changes to the current level of staffing.

BUDGET RECOMMENDATIONS

Adopted Proposed Budget

It is recommended that a budget of \$145,947 be approved for the Grand Jury. This budget is fully funded from the General Fund.

Final Budget

There are no recommended changes in funding to this budget.



CRIMINAL JUSTICE/PUBLIC PROTECTION
Other General

INTEGRATED CRIMINAL JUSTICE INFORMATION SYSTEM

Budget Unit 5141 0016161
 Internal Service Fund

BUDGET AT A GLANCE	
Gross Costs	\$868,300
Total Revenue	\$405,861
Fund Balance/Retained Earnings	\$462,439
Net County Cost	\$0
Total Recommended Staffing	0
% Funded by Local Discretionary Funds	0.0%

MISSION STATEMENT

The mission of the Integrated Criminal Justice Information System (ICJIS) Project is to continue the development of the ICJIS software, to enhance and modify the software to meet customers' changing needs, and to optimize business processes.

ACCOMPLISHMENTS AND OBJECTIVES

The Accomplishments of 2012-2013 and Objectives for the 2013-2014 Fiscal Year for the Integrated Criminal Justice Information System include:

FISCAL YEAR 2012-2013 ACCOMPLISHMENTS	FISCAL YEAR 2013-2014 OBJECTIVES
<ul style="list-style-type: none"> ◆ ICJIS implemented additional electronic interfaces with internal departments and external entities (namely Probation, Sheriff and SR911) to reduce redundant data entry and improve operational performance. ◆ ICJIS continued to enhance its feature set (including District Attorney Electronic Document Management (EDM), Sheriff Computer Aided Dispatch (CAD) Enhancements) and maintained a technical posture that facilitates ease of use, flexibility and interoperability. ◆ ICJIS contributed to a safe and secure community by providing local law enforcement, County Departments, and other agencies vital, real-time, criminal justice information. 	<ul style="list-style-type: none"> ◆ ICJIS will implement additional electronic interfaces with internal departments and external entities to reduce redundant data entry and improve operational performance. ◆ ICJIS will continue to enhance its feature set and maintain a technical posture that facilitates ease of use, flexibility and interoperability. ◆ ICJIS will contribute to a safe and secure community by providing local law enforcement, County Departments, and other agencies vital, real-time, criminal justice information.

STANISLAUS COUNTY, CALIFORNIA
Fiscal Year 2013-2014



CRIMINAL JUSTICE/PUBLIC PROTECTION
Other General

INTEGRATED CRIMINAL JUSTICE
INFORMATION SYSTEM

Budget Unit 5141 0016161
 Internal Service Fund

SERVICES PROVIDED

The ICJIS Project is focused on developing and maintaining a more efficient justice application for the benefit of all County justice departments. This application is integrated across Stanislaus County's justice departments promoting efficient government operations.

FUND/CASH BALANCE

As stated in the Adopted Proposed Budget, this fund was projected to have a positive retained earnings balance of \$3.2 million as of July 1, 2013 compared to the July 1, 2012 positive balance of \$2,955,927. The increase in retained earnings is primarily due to the increase in internally generated intangible assets. The actual retained earnings as of July 1, 2013 is \$2,768,173, a decrease to the projected retained earnings, due to an increase in accumulated depreciation.

Also stated in the Adopted Proposed Budget, cash was estimated to be a positive \$220,000 as of July 1, 2013, compared to the \$358,638 positive balance on July 1, 2012. The actual cash balance as of July 1, 2013 is \$264,470, an increase to the projected cash balance due to decreased expenditures. The difference between the cash and fund balance is due to the non-cash items listed on the balance sheet, such as Equipment, Intangible Assets and Accumulated Depreciation.

ICJIS					
Classification	2011-2012 Actual	2012-2013 Actual	2013-2014 Adopted Proposed	2013-2014 Recommended Adjustments	2013-2014 Recommended Final Budget
Taxes	\$0	\$0	\$0	\$0	\$0
Licenses, Permits, Franchises	\$0	\$0	\$0	\$0	\$0
Fines, Forfeitures, Penalties	\$0	\$0	\$0	\$0	\$0
Revenue from use of Assets	\$0	\$0	\$0	\$0	\$0
Intergovernmental Revenue	\$0	\$0	\$0	\$0	\$0
Charges for Service	\$301,110	\$286,478	\$405,861	\$0	\$405,861
Miscellaneous Revenue	\$0	\$0	\$0	\$0	\$0
Other Financing Sources	\$0	\$0	\$0	\$0	\$0
Total Revenue	\$301,110	\$286,478	\$405,861	\$0	\$405,861
Salaries and Benefits	\$31,546	\$36,451	\$40,000	\$0	\$40,000
Services and Supplies	\$286,846	\$57,956	\$304,000	\$0	\$304,000
Other Charges	\$367,388	\$378,584	\$484,300	\$0	\$484,300
Fixed Assets					
Equipment	(\$237,401)	\$1,240	\$40,000	\$0	\$40,000
Other Financing Uses	\$1,193	\$0	\$0	\$0	\$0
Equity	\$0	\$0	\$0	\$0	\$0
Intrafund	\$0	\$0	\$0	\$0	\$0
Contingencies	\$0	\$0	\$0	\$0	\$0
Gross Costs	\$449,572	\$474,231	\$868,300	\$0	\$868,300
Retained Earnings	\$148,462	\$187,753	\$462,439	\$0	\$462,439
Net County Cost	\$0	\$0	\$0	\$0	\$0

PROGRAM DISCUSSION

At the proposed level of funding, the ICJIS Project will continue efforts to develop, improve, and maintain the mission critical systems for the County justice departments. Some of this year's planned improvements include:

- ◆ Enhanced integration with the Courts;
- ◆ Additional inter–agency interfaces to improve staff efficiency and reduce data redundancy; and
- ◆ Feature enhancements such as Sheriff's Crime Analysis Module, District Attorney's Complaint Automation and Probation Forms Automation.

This budget is funded by charges to the County justice departments (Sheriff, Probation, District Attorney and Public Defender). For Fiscal Year 2013-2014 estimated revenue will be increased to align with actual expenses. Departmental revenue will continue to be offset by the use of \$92,339 in cash balance, which is significantly less than the prior two years, resulting in a reduction to this fund's cash balance by that same amount.

STAFFING RECOMMENDATIONS

Adopted Proposed Budget

Total current authorized positions— 0

Final Budget

There are no recommended changes to the current level of staffing.

BUDGET RECOMMENDATIONS

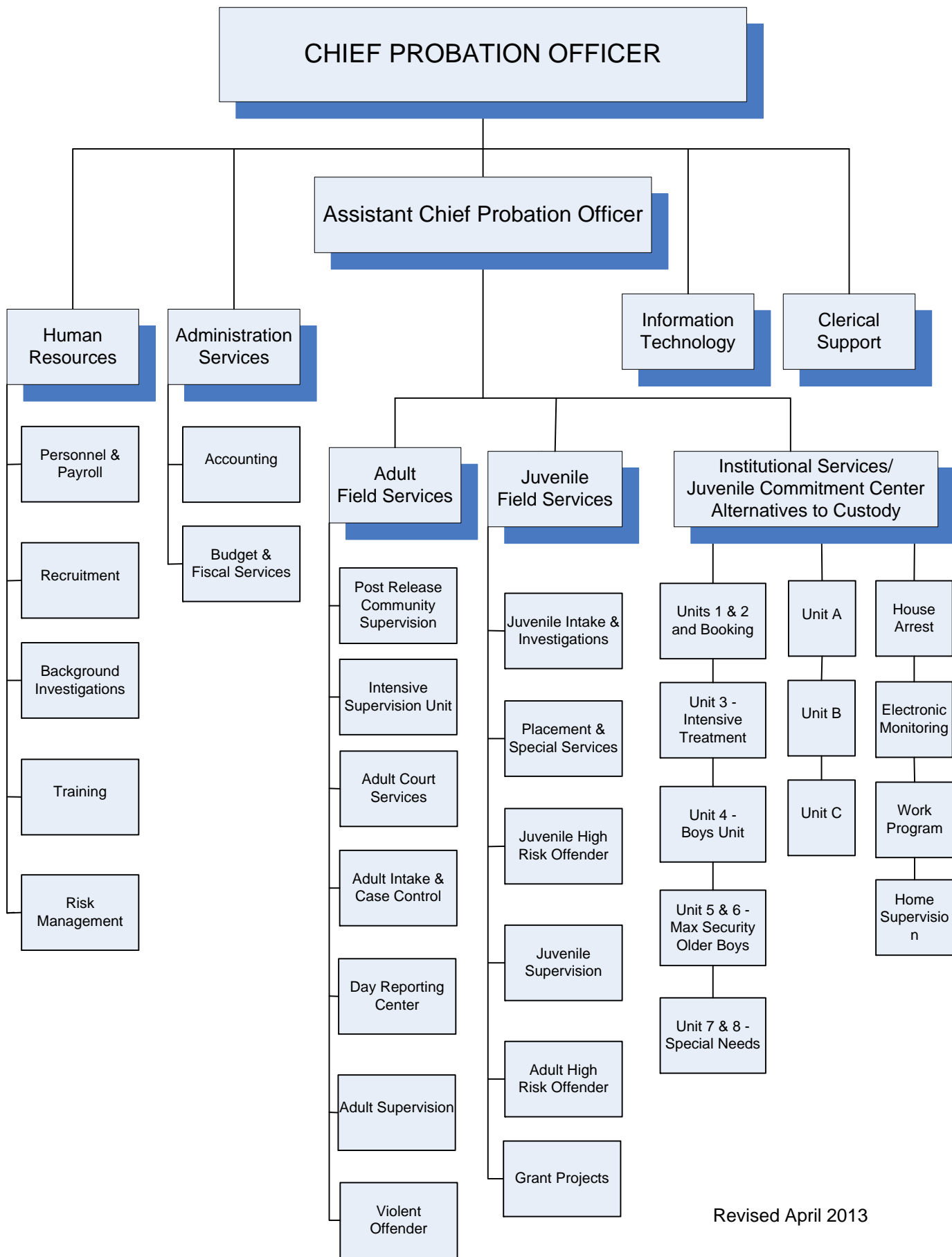
Adopted Proposed Budget

It is recommended that a budget of \$868,300 be approved for the ICJIS budget. This budget is funded from \$405,861 in estimated department revenue and \$462,439 from retained earnings.

Final Budget

There are no recommended changes in funding to this budget.

STANISLAUS COUNTY PROBATION DEPARTMENT



Revised April 2013

**STANISLAUS COUNTY, CALIFORNIA
Fiscal Year 2013-2014**



**CRIMINAL JUSTICE/PUBLIC PROTECTION
Detention and Correction**

**PROBATION
Jill Silva,
Chief Probation Officer**

BUDGET AT A GLANCE	
Gross Costs	\$48,658,073
Total Revenue	\$31,633,252
Fund Balance/Retained Earnings	\$272,018
Net County Cost	\$16,752,803
Total Recommended Staffing	258
% Funded by Local Discretionary Funds	34.4%

MISSION STATEMENT

As an integral part of the criminal justice system, Probation protects our community by:

- ◆ Promoting responsible behavior and offender accountability;
- ◆ Providing objective information and recommendations to the Superior Courts;
- ◆ Operating safe and secure juvenile facilities and programs; and
- ◆ Partnering with the community to provide direct services to offenders, families and victims.

ACCOMPLISHMENTS AND OBJECTIVES

The Accomplishments of 2012-2013 and Objectives for the 2013-2014 Fiscal Year for the Probation Department include:

FISCAL YEAR 2012-2013 ACCOMPLISHMENTS	FISCAL YEAR 2013-2014 OBJECTIVES
<ul style="list-style-type: none"> ◆ Approval and implementation of the Community Corrections Partnership Plan for Phase II of AB 109 Realignment. ◆ Construction completed of the new juvenile commitment facility. ◆ Successful implementation of a grant to target unique needs of juvenile girls on probation. 	<ul style="list-style-type: none"> ◆ Approval and implementation of the Community Corrections Partnership Plan for Phase III of AB 109 Realignment. ◆ Develop an effective base line for budget and operations at the new Juvenile Commitment Facility. ◆ Utilization of evidence-based practices in meeting the Department's mission.

BUDGETS WITHIN THE PROBATION DEPARTMENT INCLUDE:

- ◆ Administration
- ◆ Community Corrections Partnership Plan
- ◆ Corrections Performance Incentive Fund
- ◆ Field Services
- ◆ Institutional Services
- ◆ Juvenile Accountability Block Grant
- ◆ Juvenile Commitment Facility
- ◆ Juvenile Justice Crime Prevention Act
- ◆ Local Community Corrections Fund
- ◆ Ward Welfare Fund
- ◆ Youthful Offender Block Grant

STANISLAUS COUNTY, CALIFORNIA
Fiscal Year 2013-2014



CRIMINAL JUSTICE/PUBLIC PROTECTION
Detention and Correction

PROBATION—ADMINISTRATION

Budget Unit 0100 0026050
 General Fund

SERVICES PROVIDED

Probation - Administration is responsible for department-wide services for staff members in several geographical locations. These functional responsibilities include: policy development and implementation; staff development; human resources; contracts; collections; information technology support; grant management; purchasing; budget and fiscal services; staff training; and safety.

Probation - Administration					
Classification	2011-2012 Actual	2012-2013 Actual	2013-2014 Adopted Proposed	2013-2014 Recommended Adjustments	2013-2014 Recommended Final Budget
Taxes	\$0	\$0	\$0	\$0	\$0
Licenses, Permits, Franchises	\$0	\$0	\$0	\$0	\$0
Fines, Forfeitures, Penalties	\$0	\$0	\$0	\$0	\$0
Revenue from use of Assets	\$0	\$0	\$0	\$0	\$0
Intergovernmental Revenue	\$119,460	\$102,575	\$105,000	\$0	\$105,000
Charges for Service	\$0	\$400,952	\$400,000	(\$265,000)	\$135,000
Miscellaneous Revenue	\$0	\$0	\$0	\$0	\$0
Other Financing Sources	\$0	\$0	\$0	\$0	\$0
Total Revenue	\$119,460	\$503,527	\$505,000	(\$265,000)	\$240,000
Salaries and Benefits	\$1,598,180	\$1,696,485	\$1,889,552	\$0	\$1,889,552
Services and Supplies	\$169,527	\$182,956	\$172,000	\$0	\$172,000
Other Charges	\$110,367	\$112,973	\$169,751	\$0	\$169,751
Fixed Assets					
Equipment	\$5,787	\$7,273	\$11,000	\$0	\$11,000
Other Financing Uses	\$59,787	\$0	\$0	\$0	\$0
Equity	\$0	\$0	\$0	\$0	\$0
Intrafund	\$0	\$0	\$0	\$0	\$0
Contingencies	\$0	\$0	\$0	\$0	\$0
Gross Costs	\$1,943,648	\$1,999,687	\$2,242,303	\$0	\$2,242,303
Fund Balance	\$0	\$0	\$0	\$0	\$0
Net County Cost	\$1,824,188	\$1,496,160	\$1,737,303	\$265,000	\$2,002,303

PROGRAM DISCUSSION

At the proposed level of funding, the Department can maintain essential services required to maintain fundamental department operations. In prior years, services that were deemed less critical were eliminated. The Department continues to use existing allocations to offset increases for retirement, workers' compensation, general and professional liability insurance and utility costs.

Based on projections, the Department anticipates \$44,375 in net county cost savings carry over in this budget. This will be used to fund technology replacement needs within the Department.

STAFFING RECOMMENDATIONS

Adopted Proposed Budget

The Department is requesting a classification study for one Accountant II position based on the current duties and responsibilities assigned to the position. It is recommended a classification study be conducted.

Total current authorized positions— 18

There are no recommended changes to the current level of staffing.

Total recommended authorized positions— 18

Final Budget

There are no recommended changes to the current level of staffing.

BUDGET RECOMMENDATIONS

Adopted Proposed Budget

It is recommended that a budget of \$2,242,303 be approved for Probation – Administration. This budget is funded from \$505,000 in estimated department revenue and a \$1,737,303 contribution from the General Fund. The Department assumed the additional use of approximately \$44,375 of prior year General Fund net county cost savings to fully fund the projected 2013-2014 budget. The total General Fund net county cost savings will be included in the Final Budget.

Final Budget

Departments that achieved savings in appropriations are able to carry forward 100% of their unused net county cost savings from prior fiscal years and 75% of their 2012-2013 net county cost savings. The Department is requesting an increase in appropriations of \$265,000 to reflect the carry forward of net county cost savings earned in prior years. This savings will be used to offset general salary costs and increased retirement costs, step increases, and other increases experienced in the salary accounts. The Department will monitor expenses and make any necessary requests or adjustments at mid-year.

The Department is also requesting a decrease of \$265,000 in estimated revenue and appropriations related to AB 109 Realignment. These costs will be funded out of Probation – Community Corrections Partnership.

STANISLAUS COUNTY, CALIFORNIA
Fiscal Year 2013-2014



CRIMINAL JUSTICE/PUBLIC PROTECTION
Detention and Correction

PROBATION—COMMUNITY CORRECTIONS PARTNERSHIP

Budget Unit 0100 0026060
 General Fund

SERVICES PROVIDED

This budget was created for use with activities specific to the probation component of the Community Corrections Plan (CCP), commonly known as Realignment. These activities and expenses include staffing costs, field operations, and contracts for services to clients. There are currently 1,150 offenders being supervised by officers in this budget.

Probation - Community Corrections Partnership					
Classification	2011-2012 Actual	2012-2013 Actual	2013-2014 Adopted Proposed	2013-2014 Recommended Adjustments	2013-2014 Recommended Final Budget
Taxes	\$0	\$0	\$0	\$0	\$0
Licenses, Permits, Franchises	\$0	\$0	\$0	\$0	\$0
Fines, Forfeitures, Penalties	\$0	\$0	\$0	\$0	\$0
Revenue from use of Assets	\$0	\$0	\$0	\$0	\$0
Intergovernmental Revenue	\$0	\$0	\$0	\$0	\$0
Charges for Service	\$0	\$2,895,831	\$3,562,832	\$539,943	\$4,102,775
Miscellaneous Revenue	\$0	\$0	\$0	\$0	\$0
Other Financing Sources	\$0	\$0	\$0	\$0	\$0
Total Revenue	\$0	\$2,895,831	\$3,562,832	\$539,943	\$4,102,775
Salaries and Benefits	\$0	\$2,453,387	\$2,673,639	\$478,517	\$3,152,156
Services and Supplies	\$0	\$301,384	\$451,787	\$298,832	\$750,619
Other Charges	\$0	\$133,566	\$0	\$25,000	\$25,000
Fixed Assets					
Equipment	\$0	\$7,494	\$40,000	\$0	\$40,000
Other Financing Uses	\$0	\$0	\$397,406	(\$262,406)	\$135,000
Equity	\$0	\$0	\$0	\$0	\$0
Intrafund	\$0	\$0	\$0	\$0	\$0
Contingencies	\$0	\$0	\$0	\$0	\$0
Gross Costs	\$0	\$2,895,831	\$3,562,832	\$539,943	\$4,102,775
Fund Balance	\$0	\$0	\$0	\$0	\$0
Net County Cost	\$0	\$0	\$0	\$0	\$0

PROGRAM DISCUSSION

At the proposed level of funding, the Department can maintain existing services and activities related to the Community Corrections Partnership (CCP) Plan. The Probation Department will be requesting funding for five additional Deputy Probation Officer positions through the Executive Committee of the CCP. Those budget changes will be forthcoming through separate action of the Board of Supervisors.

Assembly Bill 109 (AB 109) was passed in April of 2011, making fundamental changes to California's correctional system. AB 109 realigned custodial and community supervision responsibility for non-serious, non-violent, and non-sex offenders, as well as supervision of lower level adult paroles returning from state prison sentences to counties. Subsequent passage of bills to fund this shift was also accomplished in 2011, with an implementation date of October 1, 2011.

This budget was approved by the Board of Supervisors on January 8, 2013. The Probation Department has specific activities related to the probation component of realignment, and this budget allows for more efficient tracking and monitoring of those activities.

STAFFING RECOMMENDATIONS

Adopted Proposed Budget

Total current authorized positions— 26

There are no recommended changes to the current level of staffing.

Total recommended authorized positions— 26

Final Budget

The Department is requesting to transfer in five Deputy Probation Officer II positions from Field Services to Community Corrections Partnership (CCP) budget to reflect the actual assignment location and funding source. The CCP funding source was previously approved through a separate budget agenda item on July 23, 2013.

Total current authorized positions— 26

It is recommended to transfer in five Deputy Probation Officer II positions from Field Services to Community Corrections Partnership.

Total recommended authorized positions— 31

BUDGET RECOMMENDATIONS

Adopted Proposed Budget

It is recommended that a budget of \$3,562,832 be approved for Probation – Community Corrections Partnership. This budget is funded from \$3,562,832 in estimated department revenue.

Final Budget

The Department is requesting to increase this budget by \$539,943 in appropriations and estimated revenue. This increase reflects changes within Phase III of the Community Corrections Partnership Plan (CCP) that was approved by the Board of Supervisors on July 23, 2013.

STANISLAUS COUNTY, CALIFORNIA
Fiscal Year 2013-2014

CRIMINAL JUSTICE/PUBLIC PROTECTION
Detention and Correction



PROBATION—CORRECTIONS PERFORMANCE INCENTIVE FUND

Budget Unit 1688 0026431
Special Revenue Fund

SERVICES PROVIDED

Senate Bill 678, the "California Community Corrections Performance Incentive Act of 2009" signed by the Governor on October 11, 2009, established a system of performance-based funding to support evidence-based practices relating to the supervision of adult felony offenders. SB 678 provides financial incentives for county probation departments to implement the best practices identified by experts as critical for reducing recidivism rates and therefore the number of revocations of probation to state prison. The Probation Department is using funding to implement and support an evidence-based probation supervision program that targets medium to high risk felony probationers. Each Probation Officer will provide intensive supervision to offenders, ensuring swift and certain consequences to hold probationers accountable for non-compliant behavior. Probation Officers will also provide community supervision activities including home contacts, searches and other compliance checks to those assigned to the program. Referrals will be made to the Day Reporting Center for those probationers in need of programming and services. Anticipated outcomes for the County's program include reductions in risk/needs factors, positive drug screens and incarceration days. Future funding to continue these programs will be based on the success in reducing recidivism among probationers.

FUND/CASH BALANCE

As stated in the Adopted Proposed Budget, this fund was projected to have a positive fund balance of \$475,509 as of July 1, 2013, compared to the July 1, 2012 positive fund balance of \$5,478. This was previously Federal stimulus funding and was expected to end in Fiscal Year 2012-2013. This has become State funding and will continue into Fiscal Year 2013-2014. The actual fund balance as of July 1, 2013 is \$789,623, an increase to the projected fund balance, due to higher than anticipated revenue receipts. Cash is tracking similar to fund balance.

Probation - Corrections Performance Incentive Fund					
Classification	2011-2012 Actual	2012-2013 Actual	2013-2014 Adopted Proposed	2013-2014 Recommended Adjustments	2013-2014 Recommended Final Budget
Taxes	\$0	\$0	\$0	\$0	\$0
Licenses, Permits, Franchises	\$0	\$0	\$0	\$0	\$0
Fines, Forfeitures, Penalties	\$0	\$0	\$0	\$0	\$0
Revenue from use of Assets	(\$2,047)	\$6,120	\$0	\$0	\$0
Intergovernmental Revenue	\$493,664	\$1,282,982	\$483,261	\$0	\$483,261
Charges for Service	\$0	\$0	\$0	\$0	\$0
Miscellaneous Revenue	\$0	\$0	\$0	\$0	\$0
Other Financing Sources	\$0	\$0	\$0	\$0	\$0
Total Revenue	\$491,617	\$1,289,102	\$483,261	\$0	\$483,261
Salaries and Benefits	\$421,254	\$455,428	\$474,365	\$0	\$474,365
Services and Supplies	\$43,505	\$36,321	\$0	\$0	\$0
Other Charges	\$0	\$2,252	\$8,896	\$0	\$8,896
Fixed Assets	\$0	\$0	\$0	\$0	\$0
Other Financing Uses	\$28,905	\$0	\$0	\$0	\$0
Equity	\$0	\$0	\$0	\$0	\$0
Intrafund	\$0	\$0	\$0	\$0	\$0
Contingencies	\$0	\$0	\$0	\$0	\$0
Gross Costs	\$493,664	\$494,001	\$483,261	\$0	\$483,261
Fund Balance	\$2,047	(\$795,101)	\$0	\$0	\$0
Net County Cost	\$0	\$0	\$0	\$0	\$0

PROGRAM DISCUSSION

At the proposed level of funding, the Department will fund five Adult High Risk Deputy Probation officers. These positions will remain in the Probation – Field Services budget, but this budget will be billed for their services as appropriate. These officers will maintain the mission of this funding source by providing intensive supervision of high-risk probationers, including home contacts, searches and other compliance checks. The goal is to reduce the number of probationers who are sentenced to state prison by providing evidence based programming to meet their needs.

STAFFING RECOMMENDATIONS

Adopted Proposed Budget

Total current authorized positions— 0

Final Budget

There are no recommended changes to the current level of staffing.

BUDGET RECOMMENDATIONS

Adopted Proposed Budget

It is recommended that a budget of \$483,261 be approved for Probation – Corrections Performance Incentive Fund. This budget is funded from \$483,261 in estimated department revenue.

Final Budget

There are no recommended changes in funding to this budget.

STANISLAUS COUNTY, CALIFORNIA
Fiscal Year 2013-2014



CRIMINAL JUSTICE/PUBLIC PROTECTION
Detention and Correction

PROBATION—FIELD SERVICES

Budget Unit 0100 0026100
 General Fund

SERVICES PROVIDED

Probation - Field Services contains eleven major components providing a wide spectrum of public safety services to the Superior Courts and the community. Services include court sentencing investigations and report preparation, processing of juvenile arrests, and offender supervision. This budget also provides services to the offender to assist in re-integration into the community. The Department's armed officers provide intensive supervision to those offenders placed in the community who pose the greatest threat to public safety. Court services provided by the Probation Department are State mandated by Penal Code Section 1203 and Welfare and Institutions Code Sections 281 and 706, while Penal Code Section 1202.8 and Welfare and Institutions Code Section 727 mandate offender supervision services. There are approximately 7,000 adult probationers and 652 juvenile offenders eligible for supervision in Stanislaus County.

Probation - Field Services					
Classification	2011-2012 Actual	2012-2013 Actual	2013-2014 Adopted Proposed	2013-2014 Recommended Adjustments	2013-2014 Recommended Final Budget
Taxes	\$0	\$0	\$0	\$0	\$0
Licenses, Permits, Franchises	\$0	\$0	\$0	\$0	\$0
Fines, Forfeitures, Penalties	\$4,045	\$3,885	\$4,000	\$0	\$4,000
Revenue from use of Assets	\$0	\$0	\$0	\$0	\$0
Intergovernmental Revenue	\$2,429,220	\$1,570,201	\$2,023,954	\$0	\$2,023,954
Charges for Service	\$2,340,906	\$959,021	\$946,043	\$0	\$946,043
Miscellaneous Revenue	\$10,220	\$23,799	\$4,500	\$0	\$4,500
Other Financing Sources	\$100,000	\$102,540	\$479,867	\$0	\$479,867
Total Revenue	\$4,884,391	\$2,659,446	\$3,458,364	\$0	\$3,458,364
Salaries and Benefits	\$9,212,765	\$7,273,482	\$8,234,044	\$860,026	\$9,094,070
Services and Supplies	\$552,696	\$552,580	\$655,923	\$0	\$655,923
Other Charges	\$758,685	\$709,770	\$740,914	\$0	\$740,914
Fixed Assets					
Buildings & Improvements	\$0	\$3,158	\$15,000	\$0	\$15,000
Equipment	\$172,737	\$20,138	\$15,000	\$0	\$15,000
Other Financing Uses	\$544,086	\$0	\$0	\$0	\$0
Equity	\$0	\$0	\$0	\$0	\$0
Intrafund	\$415	\$2,981	\$3,500	\$0	\$3,500
Contingencies	\$0	\$0	\$0	\$0	\$0
Gross Costs	\$11,241,384	\$8,562,109	\$9,664,381	\$860,026	\$10,524,407
Fund Balance	\$0	\$0	\$0	\$0	\$0
Net County Cost	\$6,356,993	\$5,902,663	\$6,206,017	\$860,026	\$7,066,043

PROGRAM DISCUSSION

At the proposed level of funding, the Department will continue to use Juvenile Justice Crime Prevention Act (JJCPA) funds and Youthful Offender Block Grant (YOBG) funds to maintain Juvenile High Risk and Juvenile Supervision staff. These alternative funding sources will eliminate the need to decrease the level of juvenile services from the previous year. During Fiscal Year 2012-2013, costs related to AB

109 Realignment were removed from this budget and placed in a new separate budget, Probation – Community Corrections Partnership.

The Probation – Field Services budget includes \$100,000 of funding for access to Stanislaus Regional 911 dispatch services for field staff. Probation Officers are using radio dispatch and communication services as they do more intense field work and encounter offenders and situations that may require assistance from other law enforcement agencies.

As done in previous years, the Department is requesting approval to move \$100,000 of funding from the Proposition 69 DNA Fund to cover staff costs related to the collection of required DNA samples in this budget.

This budget is projected to have a net county cost savings carry forward amount of \$656,394, as a result of vacancies and a hiring lag, as well as a decrease in expenditures across all categories. This carry forward will contribute to the coverage of increased costs related to an increase in employee retirement and health insurance rates. Carry forward will also be used to fund technology replacement needs within the Department.

STAFFING RECOMMENDATIONS

Adopted Proposed Budget

Total current authorized positions— 111

There are no recommended changes to the current level of staffing.

Total recommended authorized positions— 111

Final Budget

The Department is requesting to transfer out five Deputy Probation Officer II positions from Field Services to the Community Corrections Partnership budget to reflect the actual assignment location and funding source.

Total current authorized positions— 111

It is recommended to transfer out five Deputy Probation Officer II positions from Field Services to Community Corrections Partnership.

Total recommended authorized positions— 106

BUDGET RECOMMENDATIONS

Adopted Proposed Budget

It is recommended that a budget of \$9,664,381 be approved for Probation – Field Services. This budget is funded from \$3,458,364 in estimated department revenue and a \$6,206,017 contribution from the General Fund. The Department assumed the additional use of approximately \$656,394 of prior year General Fund net county cost savings to fully fund the projected 2013-2014 budget. The total General Fund net county cost savings will be included in the Final Budget.

Final Budget

Departments that achieved savings in appropriations are able to carry forward 100% of their unused net county cost savings from prior fiscal years and 75% of their 2012-2013 net county cost savings. The Department is requesting an increase in appropriations of \$860,026 to reflect the actual carry forward of net county cost savings earned in prior years. This savings will be used to offset general salary costs and increased retirement costs, step increases, and other increases experienced in the salary accounts. The Department will monitor expenses and make any necessary requests or adjustments at mid-year.

STANISLAUS COUNTY, CALIFORNIA
Fiscal Year 2013-2014



CRIMINAL JUSTICE/PUBLIC PROTECTION
Detention and Correction

PROBATION—INSTITUTIONAL SERVICES

Budget Unit 0100 0026200
 General Fund

SERVICES PROVIDED

Probation - Institutional Services encompasses the operational and staffing costs for the Juvenile Hall portion of the 158 in-custody juvenile beds, and the Alternative to Custody Unit that includes the electronic monitoring and house arrest programs. The Juvenile Hall processes 1,800 to 2,000 new arrestees per year, in addition to housing minors as they are going through juvenile court proceedings.

The Alternative to Custody Program addresses the needs of an average 100 juveniles per month, who might otherwise be detained in Juvenile Hall at a much higher cost.

Probation - Institutional Services					
Classification	2011-2012 Actual	2012-2013 Actual	2013-2014 Adopted Proposed	2013-2014 Recommended Adjustments	2013-2014 Recommended Final Budget
Taxes	\$0	\$0	\$0	\$0	\$0
Licenses, Permits, Franchises	\$0	\$0	\$0	\$0	\$0
Fines, Forfeitures, Penalties	\$0	\$0	\$0	\$0	\$0
Revenue from use of Assets	\$0	\$0	\$0	\$0	\$0
Intergovernmental Revenue	\$1,272,988	\$1,040,047	\$1,141,700	\$0	\$1,141,700
Charges for Service	\$134,907	\$118,325	\$85,000	\$0	\$85,000
Miscellaneous Revenue	\$26,577	\$33	\$0	\$0	\$0
Other Financing Sources	\$101,126	\$100,000	\$100,000	\$0	\$100,000
Total Revenue	\$1,535,598	\$1,258,405	\$1,326,700	\$0	\$1,326,700
Salaries and Benefits	\$6,555,082	\$6,696,951	\$5,203,126	\$0	\$5,203,126
Services and Supplies	\$680,647	\$605,414	\$486,566	\$0	\$486,566
Other Charges	\$585,281	\$563,474	\$557,093	\$0	\$557,093
Fixed Assets					
Buildings & Improvements	\$0	\$4,550	\$20,000	\$0	\$20,000
Equipment	\$23,759	\$4,409	\$20,000	\$0	\$20,000
Other Financing Uses	\$400,088	\$0	\$0	\$0	\$0
Equity	\$0	\$0	\$0	\$0	\$0
Intrafund	\$0	\$0	\$0	\$0	\$0
Contingencies	\$0	\$0	\$0	\$0	\$0
Gross Costs	\$8,244,857	\$7,874,798	\$6,286,785	\$0	\$6,286,785
Fund Balance	\$0	\$0	\$0	\$0	\$0
Net County Cost	\$6,709,259	\$6,616,393	\$4,960,085	\$0	\$4,960,085

PROGRAM DISCUSSION

At the proposed level of funding, the Department will operate at reduced level of services. This budget has been reduced to allow for partial funding of the new Juvenile Commitment Facility. It will be necessary to closely monitor both this budget and the new facility's spending plan, as costs will be split and, in some cases, difficult to estimate.

The Department is requesting approval to move \$100,000 of funding from the Proposition 69 DNA Fund to cover staff costs related to the collection of required DNA samples in this budget.

This budget is projected to have a net county cost savings carry forward amount of \$559,858. This level in savings was generated by salary savings from vacant positions related to difficulties in hiring qualified candidates. Lower than estimated population numbers have resulted in some decreases in expenditures. This carry forward will contribute to the coverage of increased costs related to an increase in employee retirement rates and health benefit costs, as well as fully funding existing vacancies. Additional carry forward will fund costs at the Juvenile Commitment Facility and will also be used to fund technology replacement needs within the Department.

STAFFING RECOMMENDATIONS

Adopted Proposed Budget

Total current authorized positions— 59

There are no recommended changes to the current level of staffing.

Total recommended authorized positions— 59

Final Budget

There are no recommended changes to the current level of staffing.

BUDGET RECOMMENDATIONS

Adopted Proposed Budget

It is recommended that a budget of \$6,286,785 be approved for Probation – Institutional Services. This budget is funded from \$1,326,700 in estimated department revenue and a \$4,960,085 contribution from the General Fund. The Department assumed the additional use of approximately \$559,858 of prior year General Fund net county cost savings to fully fund the Juvenile Commitment Facility. The total General Fund net county cost savings will be included in the Final Budget.

Final Budget

There are no recommended changes in funding to this budget.

STANISLAUS COUNTY, CALIFORNIA
Fiscal Year 2013-2014

CRIMINAL JUSTICE/PUBLIC PROTECTION
Detention and Correction



PROBATION—JUVENILE ACCOUNTABILITY BLOCK GRANT (JABG)

Budget Unit 1764 0026365
Special Revenue Fund

SERVICES PROVIDED

Funding for the Juvenile Accountability Block Grant is provided to Stanislaus County by the State's Correction Standards Authority and is 100% dedicated to this budget. The primary goals of the grant are to hold juvenile offenders accountable for their criminal activities and to provide services and activities to assist youthful offenders in curbing their criminal behaviors. Programs supported by this funding have included a community service project and alcohol and other drugs prevention and education programs.

The Community Service Program provides an opportunity for juvenile offenders to repair harm to the community for the damage they have caused through their criminal behavior by completing community work. Community service is geared towards helping restore the community and build competencies, as well as self-esteem, for youth participants. These programs have been provided through a contract with the United Way. The Cognitive Behavior Therapy Program of Stanislaus County provides evidence-based individual and group counseling to high-risk juvenile offenders of Stanislaus County. The regimen includes curriculum specific to cognitive life skills, anger management, drug and alcohol abuse, job readiness, truancy, and the "7 Building Blocks of Change".

FUND/CASH BALANCE

As of July 1, 2013, this fund has a positive fund balance of \$6,556 compared to the July 1, 2012 fund balance of \$6,556. This grant is on a reimbursement basis, with all funding exhausted by the end of the fiscal year.

As of July 1, 2013, this fund has a negative cash balance of \$23,760 compared to the July 1, 2012 positive cash balance of \$6,556. This decrease is due to a cash receivable of \$33,108 that has not yet been received.

Probation - Juvenile Accountability Block Grant					
Classification	2011-2012 Actual	2012-2013 Actual	2013-2014 Adopted Proposed	2013-2014 Recommended Adjustments	2013-2014 Recommended Final Budget
Taxes	\$0	\$0	\$0	\$0	\$0
Licenses, Permits, Franchises	\$0	\$0	\$0	\$0	\$0
Fines, Forfeitures, Penalties	\$0	\$0	\$0	\$0	\$0
Revenue from use of Assets	\$0	\$0	\$0	\$0	\$0
Intergovernmental Revenue	\$47,545	\$0	\$0	\$0	\$0
Charges for Service	\$0	\$0	\$0	\$0	\$0
Miscellaneous Revenue	\$0	\$0	\$0	\$0	\$0
Other Financing Sources	\$0	\$0	\$0	\$0	\$0
Total Revenue	\$47,545	\$0	\$0	\$0	\$0
Salaries and Benefits	\$30,000	\$0	\$0	\$0	\$0
Services and Supplies	\$17,545	\$0	\$0	\$0	\$0
Other Charges	\$0	\$0	\$0	\$0	\$0
Fixed Assets	\$0	\$0	\$0	\$0	\$0
Other Financing Uses	\$0	\$0	\$0	\$0	\$0
Equity	\$0	\$0	\$0	\$0	\$0
Intrafund	\$0	\$0	\$0	\$0	\$0
Contingencies	\$0	\$0	\$0	\$0	\$0
Gross Costs	\$47,545	\$0	\$0	\$0	\$0
Fund Balance	\$0	\$0	\$0	\$0	\$0
Net County Cost	\$0	\$0	\$0	\$0	\$0

PROGRAM DISCUSSION

On June 19, 2012, the Board of Supervisors accepted funding for Fiscal Year 2012-2013 of \$36,837. The Probation Department has not been notified of the amount of the proposed award for Fiscal Year 2013-2014. The Department will return to the Board of Supervisors by separate action to request acceptance of the grant and to establish appropriations.

STAFFING RECOMMENDATIONS

Adopted Proposed Budget

Total current authorized positions— 0

Final Budget

There are no recommended changes to the current level of staffing.

BUDGET RECOMMENDATIONS

Adopted Proposed Budget

There is no recommended funding to this budget at this time.

Final Budget

There are no recommended changes in funding to this budget.

STANISLAUS COUNTY, CALIFORNIA
Fiscal Year 2013-2014



CRIMINAL JUSTICE/PUBLIC PROTECTION
Detention and Correction

PROBATION—JUVENILE COMMITMENT FACILITY

Budget Unit 0100 0026070
 General Fund

SERVICES PROVIDED

This 60-bed Juvenile Commitment Facility was funded by a State grant of \$15.5 million funded with a lease revenue bond with the partnership of Stanislaus County. This funding was from the 2007 Youthful Offender Rehabilitative Facility Construction Funding Program (SB 81) and was the first one with this kind of financing to be completed in the State of California. The Commitment Facility will allow for increased counseling and programs for juvenile offenders, including a culinary arts vocational program.

Probation - Juvenile Commitment Facility					
Classification	2011-2012 Actual	2012-2013 Actual	2013-2014 Adopted Proposed	2013-2014 Recommended Adjustments	2013-2014 Recommended Final Budget
Taxes	\$0	\$0	\$0	\$0	\$0
Licenses, Permits, Franchises	\$0	\$0	\$0	\$0	\$0
Fines, Forfeitures, Penalties	\$0	\$0	\$0	\$0	\$0
Revenue from use of Assets	\$0	\$0	\$0	\$0	\$0
Intergovernmental Revenue	\$0	\$0	\$0	\$0	\$0
Charges for Service	\$0	\$0	\$0	\$0	\$0
Miscellaneous Revenue	\$0	\$0	\$0	\$0	\$0
Other Financing Sources	\$0	\$49,487	\$904,203	\$0	\$904,203
Total Revenue	\$0	\$49,487	\$904,203	\$0	\$904,203
Salaries and Benefits	\$0	\$188,385	\$2,141,968	\$569,107	\$2,711,075
Services and Supplies	\$0	\$63,435	\$565,500	\$0	\$565,500
Other Charges	\$0	\$56,652	\$352,000	\$0	\$352,000
Fixed Assets	\$0	\$0	\$0	\$0	\$0
Other Financing Uses	\$0	\$0	\$0	\$0	\$0
Equity	\$0	\$0	\$0	\$0	\$0
Intrafund	\$0	\$0	\$0	\$0	\$0
Contingencies	\$0	\$0	\$0	\$0	\$0
Gross Costs	\$0	\$308,472	\$3,059,468	\$569,107	\$3,628,575
Fund Balance	\$0	\$0	\$0	\$0	\$0
Net County Cost	\$0	\$258,985	\$2,155,265	\$569,107	\$2,724,372

PROGRAM DISCUSSION

Stanislaus County partnered with the State of California to build a 60-bed Juvenile Commitment Facility. The project was funded with a combination of State grant funds and local match, and achieved substantial completion in February 2013. The Probation Department occupied the Juvenile Commitment Facility in June after the Public Dedication Ceremony on June 7, 2013.

It is the intent of the Probation Department to use the existing economies present at the current Juvenile Hall to assist with the operation costs of this new facility. Both facilities will share the current 158-bed capacity, so associated medical costs, food services and some ancillary costs for clothing and personal hygiene supplies will remain close to the same. The Department will open and occupy the new facility with no change to the net county cost to operate the two juvenile facilities. Six new positions associated with this facility will be funded by Youth Accountability Block Grant funds.

The added cost of two staff contracted for with Behavioral Health and Recovery Services are included in this budget. These staff will be providing individual and group counseling, crisis intervention, and mental health screenings.

Additionally, there may be savings to the County as some foster care placements are returned to this facility as an alternative to the Juvenile Hall. Placement numbers will be monitored; any savings would accrue to the Community Services Agency budget and will not be known immediately.

STAFFING RECOMMENDATIONS

Adopted Proposed Budget

Total current authorized positions—32

There are no recommended changes to the current level of staffing.

Total recommended authorized positions— 32

Final Budget

There are no recommended changes to the current level of staffing.

BUDGET RECOMMENDATIONS

Adopted Proposed Budget

It is recommended that a budget of \$3,059,468 be approved for Probation – Juvenile Commitment Facility. This budget is funded from \$904,203 in estimated department revenue and a \$2,155,265 contribution from the General Fund.

Final Budget

Departments that achieved savings in appropriations are able to carry forward 100% of their unused net count cost savings from prior fiscal years from prior fiscal years and 75% of their 2012-2013 net county cost savings. The Department is requesting an increase in appropriations of \$569,107 to reflect the carry forward of net county cost savings earned in prior years. This savings will be used to offset general salary costs and increased retirement costs, step increases, and other increases experienced in the salary accounts. The Department will monitor expenses and make any necessary requests or adjustments at mid-year.

STANISLAUS COUNTY, CALIFORNIA
Fiscal Year 2013-2014



CRIMINAL JUSTICE/PUBLIC PROTECTION
Detention and Correction

PROBATION—JUVENILE JUSTICE CRIME PREVENTION ACT (JJCPA)

Budget Unit 1798 0026395
 Special Revenue Fund

SERVICES PROVIDED

The Probation Department – Juvenile Justice Crime Prevention Act (JJCPA) provides programs designed to reduce juvenile crime; hold minors accountable for their actions; enhance supervision of minors during the critical hours for juvenile crime and to prevent minors from entering the criminal justice system; and reduce the incidence of drug use amongst substance abuse/dependence involved wards.

FUND/CASH BALANCE

As stated in the Adopted Proposed Budget, this fund was projected to have a positive fund balance of \$1,796,321 as of July 1, 2013, compared to the July 1, 2012 positive fund balance of \$1,752,726. The Department has been conservative in budgeting this funding, as it is generated from Vehicle License Fees and sales tax. All revenue budgeted is anticipated to be received. The actual fund balance as of July 1, 2013 is \$2,156,146, an increase to the projected fund balance, due to higher than anticipated revenue receivables.

Also stated in the Adopted Proposed Budget, cash was tracking similar to fund balance as of July 1, 2013. The actual cash balance as of July 1, 2013 is \$1,881,791, compared to the July 1, 2012 positive balance of \$1,756,713. This increase is related to costs of actual staff assigned to this budget.

Probation - Juvenile Justice Crime Prevention Act					
Classification	2011-2012 Actual	2012-2013 Actual	2013-2014 Adopted Proposed	2013-2014 Recommended Adjustments	2013-2014 Recommended Final Budget
Taxes	\$0	\$0	\$0	\$0	\$0
Licenses, Permits, Franchises	\$0	\$0	\$0	\$0	\$0
Fines, Forfeitures, Penalties	\$0	\$0	\$0	\$0	\$0
Revenue from use of Assets	\$10,203	\$4,671	\$0	\$0	\$0
Intergovernmental Revenue	\$1,533,293	\$1,508,776	\$1,228,382	\$0	\$1,228,382
Charges for Service	\$0	\$0	\$0	\$0	\$0
Miscellaneous Revenue	\$0	\$0	\$0	\$0	\$0
Other Financing Sources	\$0	\$0	\$0	\$0	\$0
Total Revenue	\$1,543,496	\$1,513,447	\$1,228,382	\$0	\$1,228,382
Salaries and Benefits	\$307,386	\$1,112,209	\$1,211,187	\$0	\$1,211,187
Services and Supplies	\$465	\$6,278	\$0	\$0	\$0
Other Charges	\$1,304	\$12,813	\$17,195	\$0	\$17,195
Fixed Assets	\$0	\$0	\$0	\$0	\$0
Other Financing Uses	\$19,639	\$11,611	\$0	\$0	\$0
Equity	\$0	\$0	\$0	\$0	\$0
Intrafund	\$0	\$0	\$0	\$0	\$0
Contingencies	\$0	\$0	\$0	\$0	\$0
Gross Costs	\$328,794	\$1,142,911	\$1,228,382	\$0	\$1,228,382
Fund Balance	(\$1,214,702)	(\$370,536)	\$0	\$0	\$0
Net County Cost	\$0	\$0	\$0	\$0	\$0

PROGRAM DISCUSSION

This budget continues to be funded with revenue from a combination of Vehicle License Fees and sales tax. The Department is requesting a budget that includes funding for eleven staff, one of which is assigned intake and assessment duties targeted at high-risk juveniles.

STAFFING RECOMMENDATIONS

Adopted Proposed Budget

Total current authorized positions— 11

There are no recommended changes to the current level of staffing.

Total recommended authorized positions— 11

Final Budget

There are no recommended changes to the current level of staffing.

BUDGET RECOMMENDATIONS

Adopted Proposed Budget

It is recommended that a budget of \$1,228,382 be approved for Probation – Juvenile Justice Crime Prevention Act. This budget is funded from \$1,228,382 in estimated department revenue.

Final Budget

There are no recommended changes in funding to this budget.

STANISLAUS COUNTY, CALIFORNIA
Fiscal Year 2013-2014

CRIMINAL JUSTICE/PUBLIC PROTECTION
Detention and Correction



PROBATION—LOCAL COMMUNITY CORRECTIONS

Budget Unit 1679 0026481
Special Revenue Fund

SERVICES PROVIDED

On April 4, 2011, Governor Brown signed Assembly Bill 109 (AB 109), which made fundamental changes to California's correctional system. AB 109 realigned custodial and community supervision responsibility for non-serious, non-violent, and non-sex offenders, as well as supervision of lower level adult parolees returning from state prison sentences to counties. AB 109 did not contain funding for county agencies to implement the realignment shift and was not operative until funding was provided for counties. On June 30, 2011, Governor Brown signed a series of legislative bills as part of the State budget that provided funding and made necessary technical changes to implement the public safety realignment program outlined in AB 109. The legislation enacting the financing and technical changes necessary was contained in Senate Bills 87 and 89 (SB 87 and SB 89) and Assembly Bill 117 (AB 117).

AB 117 delayed the operative date of the public safety realignment elements contained in AB 109 to October 1, 2011. AB 117 also required the Community Corrections Partnership (CCP) to recommend a local plan to the county Board of Supervisors for the implementation of the 2011 Public Safety Realignment and that the plan must be voted on by an Executive Committee of each county's CCP. By statute, the Executive Committee consists of the Chief Probation Officer as Chair, the Sheriff, the District Attorney, the Public Defender, the Presiding Judge of the Superior Court and a local Chief of Police. On July 26, 2011, the Board of Supervisors appointed the Director of the Department of Mental Health/Alcohol and Drug Programs as the final member of the CCP Executive Committee. At that time, the Board also designated the Probation Department as the local entity responsible for providing post-release supervision to inmates released pursuant to the Post-release Community Supervision Act of 2011.

FUND/CASH BALANCE

As stated in the Adopted Proposed Budget, this fund was projected to have a positive fund balance of \$4,093,647 as of July 1, 2013, compared to the July 1, 2012 positive fund balance of \$3,625,461. Some delays in starting up programs related to AB 109 have contributed to this variance. The actual fund balance as of July 1, 2013 is \$5,476,986, an increase to the projected fund balance, related to higher than anticipated revenue receivables.

Also stated in the Adopted Proposed Budget, cash was tracking similar to fund balance as of July 1, 2013. The actual cash balance as of July 1, 2013 is \$4,038,740, compared to the July 1, 2012 positive balance of \$2,657,214. This increase is due to increased State allocations in this fund.

Probation - Local Community Corrections					
Classification	2011-2012 Actual	2012-2013 Actual	2013-2014 Adopted Proposed	2013-2014 Recommended Adjustments	2013-2014 Recommended Final Budget
Taxes	\$0	\$0	\$0	\$0	\$0
Licenses, Permits, Franchises	\$0	\$0	\$0	\$0	\$0
Fines, Forfeitures, Penalties	\$0	\$0	\$0	\$0	\$0
Revenue from use of Assets	\$0	\$0	\$0	\$0	\$0
Intergovernmental Revenue	\$6,760,115	\$12,393,122	\$13,303,330	\$5,446,237	\$18,749,567
Charges for Service	\$0	\$0	\$0	\$0	\$0
Miscellaneous Revenue	\$0	\$0	\$0	\$0	\$0
Other Financing Sources	\$0	\$0	\$0	\$0	\$0
Total Revenue	\$6,760,115	\$12,393,122	\$13,303,330	\$5,446,237	\$18,749,567
Salaries and Benefits	\$0	\$0	\$0	\$0	\$0
Services and Supplies	\$15,247	\$122,710	\$200,000	\$82,750	\$282,750
Other Charges	\$3,119,407	\$10,310,991	\$13,103,330	\$5,363,487	\$18,466,817
Fixed Assets	\$0	\$0	\$0	\$0	\$0
Other Financing Uses	\$0	\$107,896	\$0	\$0	\$0
Equity	\$0	\$0	\$0	\$0	\$0
Intrafund	\$0	\$0	\$0	\$0	\$0
Contingencies	\$0	\$0	\$0	\$0	\$0
Gross Costs	\$3,134,654	\$10,541,597	\$13,303,330	\$5,446,237	\$18,749,567
Fund Balance	(\$3,625,461)	(\$1,851,525)	\$0	\$0	\$0
Net County Cost	\$0	\$0	\$0	\$0	\$0

PROGRAM DISCUSSION

This budget serves as the recipient of State funding for the Community Corrections Plan (CCP). This funding is managed by the Probation Department and distributed as reimbursement to participants of the Plan as costs are incurred. Funding is estimated at the Fiscal Year 2012-2013 level, pending approval of funding requests from participants and contractors, along with a fund balance remaining due to slow start-up on the part of some functions and contracts.

In Fiscal Year 2011-2012 counties received nine months of Phase I funding; Stanislaus County's allocation was \$6.6 million. In Fiscal Year 2012-2013 the County received Phase II funding of \$12.4 million. The base allocation for Fiscal Year 2013-2014 in Phase III funding is \$14.5 million. In addition to the 2013-2014 base allocation, counties will be receiving growth allocations that will be distributed in early fall. As of the Proposed Budget, the Community Corrections Partnership Executive Committee had not finalized recommendations for the distribution of the funding allocation. Once completed, the Executive Committee will bring a separate Agenda Item to the Board for approval in early summer.

On July 23, 2013 the Board of Supervisors approved the Phase III Community Corrections Partnership Plan of the 2011 Public Safety Realignment for Fiscal Year 2013-2014. The Plan included \$18,749,567 in funding, which consisted of an increase from the Phase II funding for the Probation Department, Sheriff's Department, Second Chances and Integrated Forensics Teams and Mental Health Expansion. The Jail Medical Contract and Regional Apprehension Task Force continues to receive the same amount as the Phase II 2012-2013 funding and newly funded this fiscal year is the District Attorney, Public Defender, Indigent Defense, Nirvana Drug and Alcohol Treatment Institute and El Concilio. Funding was set aside for AB 900 Staffing and Programs as well as an anticipated reserve for future year exposures.

The County continues to anticipate 2012-2013 Fiscal Year realignment Growth Allocation. Funds are expected to be received in September 2013. Impacts of realignment continue to be evaluated and although numbers related to housing and supervision of AB 109 offenders have exceeded the state's projections, crime rates have fluctuated. Due to future uncertainty, once Growth Allocation funds are received, the Executive Committee will recommend the appropriate distribution of these funds.

STAFFING RECOMMENDATIONS

Adopted Proposed Budget

Total current authorized positions— 0

Final Budget

There are no recommended changes to the current level of staffing.

BUDGET RECOMMENDATIONS

Adopted Proposed Budget

It is recommended that a budget of \$13,303,330 be approved for Probation – Local Community Corrections. This budget is funded from \$13,303,330 in estimated department revenue.

Final Budget

The Department is requesting to increase appropriations and revenue by \$5,446,237 in this budget. This increase reflect changes within Phase III of the Community Corrections Partnership Plan (CCP) that was approved by the Board of Supervisors on July 23, 2013, and funds all programs within that Plan.

STANISLAUS COUNTY, CALIFORNIA
Fiscal Year 2013-2014



CRIMINAL JUSTICE/PUBLIC PROTECTION
Detention and Correction

PROBATION—WARD WELFARE FUND

Budget Unit 1765 0026420
 Special Revenue Fund

SERVICES PROVIDED

The purpose of this program is to provide increased services to juveniles through funds received from contracted Juvenile Hall telephones service. The funds are distributed to provide for the benefit, education and welfare of the wards and detainees in Juvenile Hall, and comply with State requirements for establishing such funds.

FUND/CASH BALANCE

As of July 1, 2013, this fund has a positive fund balance of \$334,071 compared to the July 1, 2012 fund balance of \$314,348. These funds have been accumulated from phone usage at the Juvenile Hall. Cash is tracking identical to fund balance.

Probation - Ward Welfare Fund					
Classification	2011-2012 Actual	2012-2013 Actual	2013-2014 Adopted Proposed	2013-2014 Recommended Adjustments	2013-2014 Recommended Final Budget
Taxes	\$0	\$0	\$0	\$0	\$0
Licenses, Permits, Franchises	\$0	\$0	\$0	\$0	\$0
Fines, Forfeitures, Penalties	\$0	\$0	\$0	\$0	\$0
Revenue from use of Assets	\$0	\$0	\$0	\$0	\$0
Intergovernmental Revenue	\$0	\$0	\$0	\$0	\$0
Charges for Service	\$0	\$0	\$0	\$0	\$0
Miscellaneous Revenue	\$23,115	\$20,338	\$40,000	\$0	\$40,000
Other Financing Sources	\$0	\$0	\$0	\$0	\$0
Total Revenue	\$23,115	\$20,338	\$40,000	\$0	\$40,000
Salaries and Benefits	\$0	\$0	\$0	\$0	\$0
Services and Supplies	\$2,810	\$615	\$20,000	\$0	\$20,000
Other Charges	\$0	\$0	\$0	\$0	\$0
Fixed Assets					
Buildings & Improvements	\$0	\$0	\$10,000	\$0	\$10,000
Equipment	\$0	\$0	\$10,000	\$0	\$10,000
Other Financing Uses	\$0	\$0	\$0	\$0	\$0
Equity	\$0	\$0	\$0	\$0	\$0
Intrafund	\$0	\$0	\$0	\$0	\$0
Contingencies	\$0	\$0	\$0	\$0	\$0
Gross Costs	\$2,810	\$615	\$40,000	\$0	\$40,000
Fund Balance	(\$20,305)	(\$19,723)	\$0	\$0	\$0
Net County Cost	\$0	\$0	\$0	\$0	\$0

PROGRAM DISCUSSION

At the proposed level of funding, the Department can maintain services provided to juvenile detainees in the Juvenile Hall and the Juvenile Commitment Facility. This funding has previously been used to purchase quilts, books and recreational equipment for use in the Juvenile Hall, as prescribed by law.

STAFFING RECOMMENDATIONS

Adopted Proposed Budget

Total current authorized positions— 0

Final Budget

There are no recommended changes to the current level of staffing.

BUDGET RECOMMENDATIONS

Adopted Proposed Budget

It is recommended that a budget of \$40,000 be approved for Probation – Ward Welfare Fund. This budget is funded from \$40,000 in estimated department revenue.

Final Budget

There are no recommended changes in funding to this budget.

STANISLAUS COUNTY, CALIFORNIA
Fiscal Year 2013-2014



CRIMINAL JUSTICE/PUBLIC PROTECTION
Detention and Correction

PROBATION—YOUTHFUL OFFENDER BLOCK GRANT

Budget Unit 1698 26406
 Special Revenue Fund

SERVICES PROVIDED

Effective September 1, 2007, Senate Bill 81 and its follow up legislation Assembly Bill 191, made major revisions to the Welfare and Institutions Code and implemented what has become known as the Juvenile Justice Realignment Law. The purpose of this block grant is to enhance the capacity of the Probation Department to implement an effective continuum of services to respond to crime and delinquency. It provides resources for the custody and parole of youthful offenders to age 21.

FUND/CASH BALANCE

As of July 1, 2013, this fund has a positive fund balance of \$4,652,372 compared to the July 1, 2012 fund balance of \$4,019,436. These funds have been accumulated over several years in anticipation of providing partial funding for the new Juvenile Commitment Facility. Cash is tracking similar to fund balance.

Probation - Youthful Offender Block Grant					
Classification	2011-2012 Actual	2012-2013 Actual	2013-2014 Adopted Proposed	2013-2014 Recommended Adjustments	2013-2014 Recommended Final Budget
Taxes	\$0	\$0	\$0	\$0	\$0
Licenses, Permits, Franchises	\$0	\$0	\$0	\$0	\$0
Fines, Forfeitures, Penalties	\$0	\$0	\$0	\$0	\$0
Revenue from use of Assets	\$0	\$0	\$0	\$0	\$0
Intergovernmental Revenue	\$1,249,681	\$1,149,327	\$1,100,000	\$0	\$1,100,000
Charges for Service	\$0	\$0	\$0	\$0	\$0
Miscellaneous Revenue	\$0	\$0	\$0	\$0	\$0
Other Financing Sources	\$0	\$0	\$0	\$0	\$0
Total Revenue	\$1,249,681	\$1,149,327	\$1,100,000	\$0	\$1,100,000
Salaries and Benefits	\$87,300	\$434,881	\$74,131	\$0	\$74,131
Services and Supplies	\$160	\$20,757	\$0	\$0	\$0
Other Charges	\$4,216	\$11,268	\$13,817	\$0	\$13,817
Fixed Assets	\$0	\$0	\$0	\$0	\$0
Other Financing Uses	\$5,914	\$49,487	\$1,284,070	\$0	\$1,284,070
Equity	\$0	\$0	\$0	\$0	\$0
Intrafund	\$0	\$0	\$0	\$0	\$0
Contingencies	\$0	\$0	\$0	\$0	\$0
Gross Costs	\$97,590	\$516,393	\$1,372,018	\$0	\$1,372,018
Fund Balance	(\$1,152,091)	(\$632,934)	\$272,018	\$0	\$272,018
Net County Cost	\$0	\$0	\$0	\$0	\$0

PROGRAM DISCUSSION

The Youthful Offender Block Grant was established to provide resources for the custody and parole of youthful offenders to age 21. This funding must be used for those minors who can no longer be sent to the State Division of Juvenile Justice or are at risk of being sent.

The requested budget will allow the Department to continue to maintain sufficient levels of Juvenile Supervision Officers. Five Supervision Officers will be funded from this budget. Four of these five positions are budgeted in the Probation – Field Services budget.

Additionally, this funding will be used for staffing and operation costs associated with the new Juvenile Commitment Facility. Four new positions at the facility, as well as some operating costs, are anticipated to be covered with these funds. These four positions are budgeted in the Probation – Juvenile Commitment Facility budget.

STAFFING RECOMMENDATIONS

Adopted Proposed Budget

Total current authorized positions— 1

There are no recommended changes to the current level of staffing.

Total recommended authorized positions— 1

Final Budget

There are no recommended changes to the current level of staffing.

BUDGET RECOMMENDATIONS

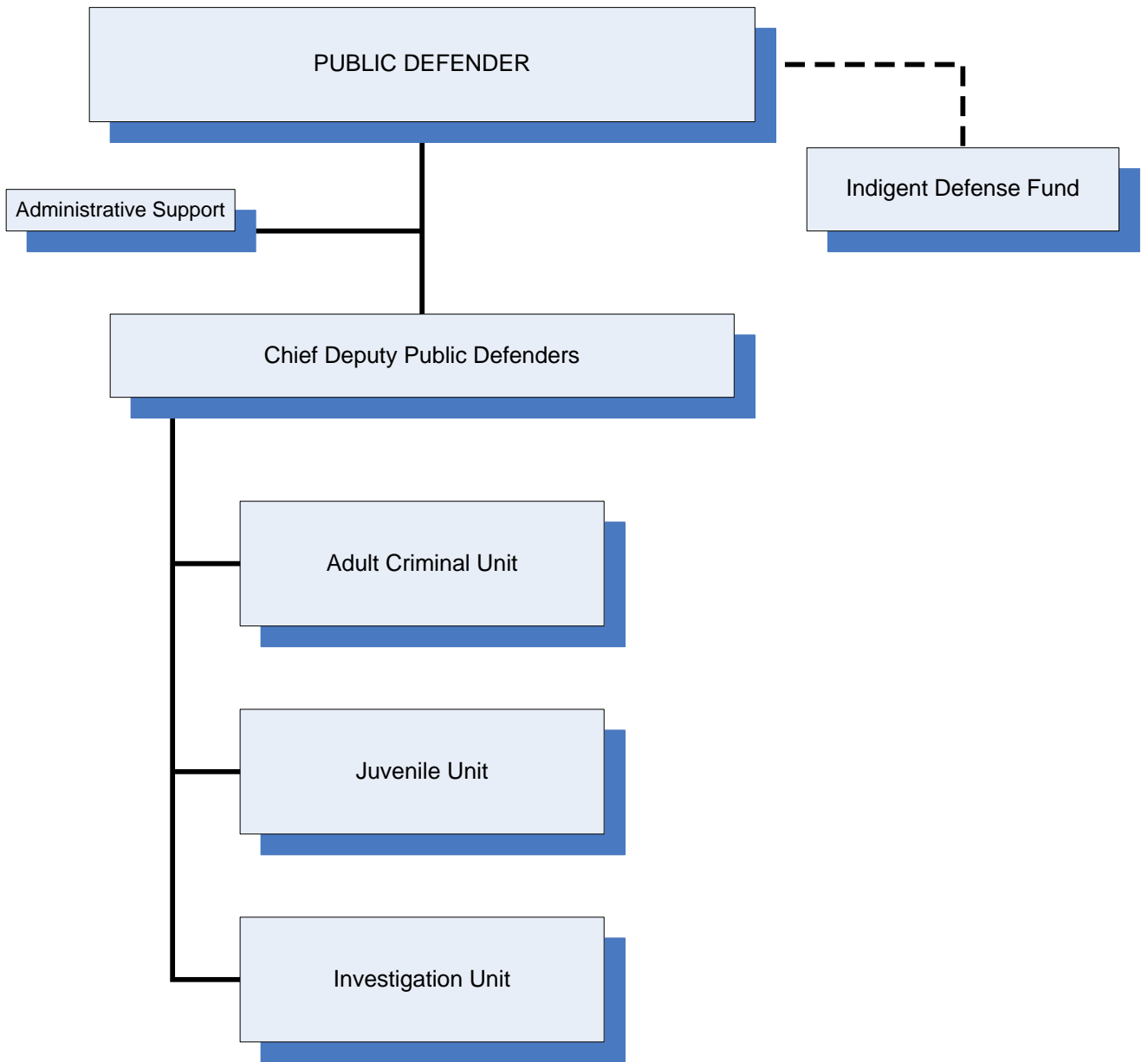
Adopted Proposed Budget

It is recommended that a budget of \$1,372,018 be approved for Probation – Youthful Offender Block Grant. This budget is funded from \$1,100,000 in estimated department revenue and \$272,018 in departmental fund balance.

Final Budget

There are no recommended changes in funding to this budget.

STANISLAUS COUNTY
PUBLIC DEFENDER



Revised May 2009



CRIMINAL JUSTICE/PUBLIC PROTECTION
Judicial

PUBLIC DEFENDER
Tim Bazar, Public Defender

BUDGET AT A GLANCE	
Gross Costs	\$9,069,680
Total Revenue	\$962,233
Fund Balance/Retained Earnings	<u>\$0</u>
Net County Cost	\$8,107,447
Total Recommended Staffing	37
% Funded by Local Discretionary Funds	89.4%

MISSION STATEMENT

The mission of the Public Defender’s Office is to provide vigorous and effective representation of indigents. The Public Defender’s Office duties are mandated by the United States and State of California Constitutions and Statutes enacted by the California Legislature. The Public Defender’s Office represents clients accused of crimes, those involved in dependency matters, those accused of criminal contempt and people who are facing involuntary mental health commitment.

ACCOMPLISHMENTS AND OBJECTIVES

The Accomplishments of 2012-2013 and Objectives for the 2013-2014 Fiscal Year for the Public Defender include:

FISCAL YEAR 2012-2013 ACCOMPLISHMENTS	FISCAL YEAR 2013-2014 OBJECTIVES
<ul style="list-style-type: none"> ◆ Providing legal representation in almost 13,000 cases in the Courts of Stanislaus County, including more than 7,000 felony matters. 	<ul style="list-style-type: none"> ◆ Continue to provide effective representation to our clients.

BUDGETS WITHIN THE PUBLIC DEFENDER INCLUDE:

- ◆ Public Defender
- ◆ Indigent Defense

STANISLAUS COUNTY, CALIFORNIA
Fiscal Year 2013-2014



CRIMINAL JUSTICE/PUBLIC PROTECTION
Judicial

PUBLIC DEFENDER

Budget Unit 0100 0027000
 General Fund

SERVICES PROVIDED

When the State or Federal law requires that an indigent person appearing in a Stanislaus County Court have legal representation, the Public Defender is appointed. The vast majority of those people who are charged with a crime in the County, except in the case of a conflict, are represented by the Public Defender's Office. These charges range from murder to driving without a license. The Public Defender's Office is also appointed to represent those who face an involuntary conservatorship or who face a loss of parental rights in child dependency matters.

Public Defender					
Classification	2011-2012 Actual	2012-2013 Actual	2013-2014 Adopted Proposed	2013-2014 Recommended Adjustments	2013-2014 Recommended Final Budget
Taxes	\$0	\$0	\$0	\$0	\$0
Licenses, Permits, Franchises	\$0	\$0	\$0	\$0	\$0
Fines, Forfeitures, Penalties	\$0	\$0	\$0	\$0	\$0
Revenue from use of Assets	\$0	\$0	\$0	\$0	\$0
Intergovernmental Revenue	\$293,754	\$312,574	\$353,674	\$275,000	\$628,674
Charges for Service	\$231,420	\$196,155	\$243,353	\$0	\$243,353
Miscellaneous Revenue	\$241	\$3,410	\$206	\$0	\$206
Other Financing Sources	\$150,324	\$0	\$0	\$0	\$0
Total Revenue	\$675,739	\$512,139	\$597,233	\$275,000	\$872,233
Salaries and Benefits	\$4,647,260	\$4,518,114	\$4,846,636	\$465,785	\$5,312,421
Services and Supplies	\$201,707	\$312,705	\$265,519	\$50,000	\$315,519
Other Charges	\$199,618	\$209,595	\$212,600	\$0	\$212,600
Fixed Assets					
Equipment	\$0	\$164	\$0	\$0	\$0
Other Financing Uses	\$164,898	\$0	\$0	\$0	\$0
Equity	\$0	\$0	\$0	\$0	\$0
Intrafund	\$204,341	\$43,604	\$68,000	\$0	\$68,000
Contingencies	\$0	\$0	\$0	\$0	\$0
Gross Costs	\$5,417,824	\$5,084,182	\$5,392,755	\$515,785	\$5,908,540
Fund Balance	\$0	\$0	\$0	\$0	\$0
Net County Cost	\$4,742,085	\$4,572,043	\$4,795,522	\$240,785	\$5,036,307

PROGRAM DISCUSSION

At the proposed level of funding, the Department can maintain all of the duties to which it is assigned under the law.

For the last five years, the Public Defender's Office has been able to maintain its primary function of delivering representation to those accused of criminal misconduct in the courts of this community. This was true despite the fact that the Department's budget was reduced by more than 15% during this time and the number of staff employed by the Department fell by approximately 25%. The Public Defender's Office was able to meet its obligations over these years because the need for indigent defense services also fell. During this time, the caseload of the Department was higher than generally accepted

standards for the provision of indigent defense services, but did not reach the level at which the office would be forced to refuse to take on new cases.

The recent downward trend in the number of criminal cases filed in Stanislaus County has come to an end. Calendar year 2012 saw a sharp increase in the number of felony matters in which the Public Defender was appointed to act as counsel. That continues to be the case in 2013. The cause of this increase is not clear, but it may be related to the recently enacted Criminal Justice Realignment. Under realignment, a large number of criminal defendants who previously would have served a sentence in state prison are now sentenced to serve a "local prison" sentence in the county jail. Most of these individuals will also be supervised locally following their sentence and will be represented by this office at any violation hearing that may occur during that period of supervision. In addition, the Public Defender's Office will now provide representation at many violation-of-parole hearings that would have been under state control previously. All of these revocation hearings are a direct result of the realignment. Whether or not the general increase in felony filings in the County is directly or indirectly caused by realignment can not be determined at this time. The argument is advanced that some of the people who would have been serving a state prison sentence prior to realignment are now being released from local jail early because of jail overcrowding and are committing more offenses; thus driving up the number of felony cases. At this time, information needed to prove or disprove this claim is not available.

The Office of the Public Defender expects to fill vacant positions in the 2013-2014 Fiscal Year in order to keep up with the increased demand for service. The Department has experienced the retirement of several senior staff attorneys during the last year and a half. The Department also saw the appointment of a senior staff attorney to the Court bench this last year. While these vacancies will be filled shortly, the difference in the salaries of those who left and those who are hired will provide funds and capacity to fill additional vacant staff positions. Only by filling these vacant positions will the Department be able to handle the increased caseload. The departure of senior staff over the last 18 months has resulted in an estimated net county cost savings of approximately \$300,000 in Fiscal Year 2012-2013 that will be carried over into the 2013-2014 Fiscal Year. These funds will be used to fill current allocated but vacant positions and are not expected to be exhausted for at least three years.

STAFFING RECOMMENDATIONS

Adopted Proposed Budget

Total current authorized positions— 37

There are no recommended changes to the current level of staffing.

Total recommended authorized positions— 37

Final Budget

There are no recommended changes to the current level of staffing.

Technical adjustment:

The Community Corrections Partnership (CCP) agenda item approved by the Board of Supervisors on July 23, 2013 included a request to use CCP funding for two existing vacant Deputy Public Defender I-IV positions, and will fund an existing vacant Deputy Public Defender I-IV using District Attorney/Public Defender Account funds. This is a technical error and the three Deputy Public Defender positions should have been stated as Deputy Public Defender I-V positions.

BUDGET RECOMMENDATIONS

Adopted Proposed Budget

It is recommended that a budget of \$5,392,755 be approved for Public Defender. This budget is funded from \$597,233 in estimated department revenue and a \$4,795,522 contribution from the General Fund.

Final Budget

Departments that achieved savings in appropriations are able to carry forward 100% of their unused net county cost savings from prior fiscal years and 75% of their 2012-2013 net county cost savings. The Department is requesting an increase in appropriations of \$240,785 to reflect the carry forward of net county cost savings earned in prior years. These funds will be used to pay for staff step increases that will occur during the next year as well as to cover the 1% salary restoration approved by the Board on July 2, 2013.

The Department is requesting to increase the Public Defender Budget appropriations and estimated revenues by \$200,000. This increase is to account for the Community Corrections Partnership (CCP) Phase III Implementation of the 2011 Realignment Plan that was approved by the Board of Supervisors on July 23, 2013. In addition to the CCP funding, State legislation established criminal justice realignment funding for the Public Defender and District Attorney to offset costs associated with violation of parole and post release community supervision matters. The Department is requesting to increase appropriations and estimated revenue by \$75,000 to cover the cost of violation of parole hearings.

STANISLAUS COUNTY, CALIFORNIA
Fiscal Year 2013-2014



CRIMINAL JUSTICE/PUBLIC PROTECTION
Judicial

PUBLIC DEFENDER—INDIGENT DEFENSE

Budget Unit 0100 0027500
 General Fund

SERVICES PROVIDED

The federal and state constitutions require that an indigent who is charged with a crime, the conviction of which could result in incarceration, must be provided with legal counsel. The cost of providing counsel falls on county government in the State of California. This budget funds those costs for indigent defense that are not provided by the Public Defender's Office. When the Public Defender's Office is unable to represent an indigent individual because of a legal conflict of interest, separate counsel must be provided. For this purpose, the County contracts with two local law firms. In early March 2011, the Indigent Defense agreements were renewed for three years with the two current legal firms. Included in the new arrangements for legal services was a 10% reduction effective July 1, 2011, for a three year term through June 30, 2014. When these firms are unable to provide representation, the services of a member of the local criminal bar defense panel are retained. The cost of the yearly contract with these two firms and the panel attorneys are paid from this fund. In addition, any expert witness fees or investigation costs that arise in these cases are paid from the fund.

Public Defender - Indigent Defense					
Classification	2011-2012 Actual	2012-2013 Actual	2013-2014 Adopted Proposed	2013-2014 Recommended Adjustments	2013-2014 Recommended Final Budget
Taxes	\$0	\$0	\$0	\$0	\$0
Licenses, Permits, Franchises	\$0	\$0	\$0	\$0	\$0
Fines, Forfeitures, Penalties	\$0	\$0	\$0	\$0	\$0
Revenue from use of Assets	\$0	\$0	\$0	\$0	\$0
Intergovernmental Revenue	\$0	\$0	\$0	\$90,000	\$90,000
Charges for Service	\$0	\$0	\$0	\$0	\$0
Miscellaneous Revenue	\$0	\$0	\$0	\$0	\$0
Other Financing Sources	\$0	\$0	\$0	\$0	\$0
Total Revenue	\$0	\$0	\$0	\$90,000	\$90,000
Salaries and Benefits	\$0	\$0	\$0	\$0	\$0
Services and Supplies	\$2,981,020	\$3,549,166	\$3,071,140	\$90,000	\$3,161,140
Other Charges	\$0	\$0	\$0	\$0	\$0
Fixed Assets	\$0	\$0	\$0	\$0	\$0
Other Financing Uses	\$0	\$0	\$0	\$0	\$0
Equity	\$0	\$0	\$0	\$0	\$0
Intrafund	\$0	\$0	\$0	\$0	\$0
Contingencies	\$0	\$0	\$0	\$0	\$0
Gross Costs	\$2,981,020	\$3,549,166	\$3,071,140	\$90,000	\$3,161,140
Fund Balance	\$0	\$0	\$0	\$0	\$0
Net County Cost	\$2,981,020	\$3,549,166	\$3,071,140	\$0	\$3,071,140

PROGRAM DISCUSSION

The proposed level of funding may be insufficient to pay the cost of providing these services for the entire fiscal year. During Fiscal Year 2012-2013, this fund was exhausted at the end of the third quarter of the year. While the cost of providing these services is hard to predict, it seems likely that the costs will be substantially the same as last fiscal year. If the costs remain the same, it will be necessary to increase the Indigent Defense budget by approximately \$500,000. The Department will request

additional funding as part of the AB 109 Community Corrections Partnership process. If funding is not approved, the Department will need to address the shortfall at a later time within the 2013-2014 Fiscal Year.

STAFFING RECOMMENDATIONS

Adopted Proposed Budget

Total current authorized positions— 0

Final Budget

There are no recommended changes to the current level of staffing.

BUDGET RECOMMENDATIONS

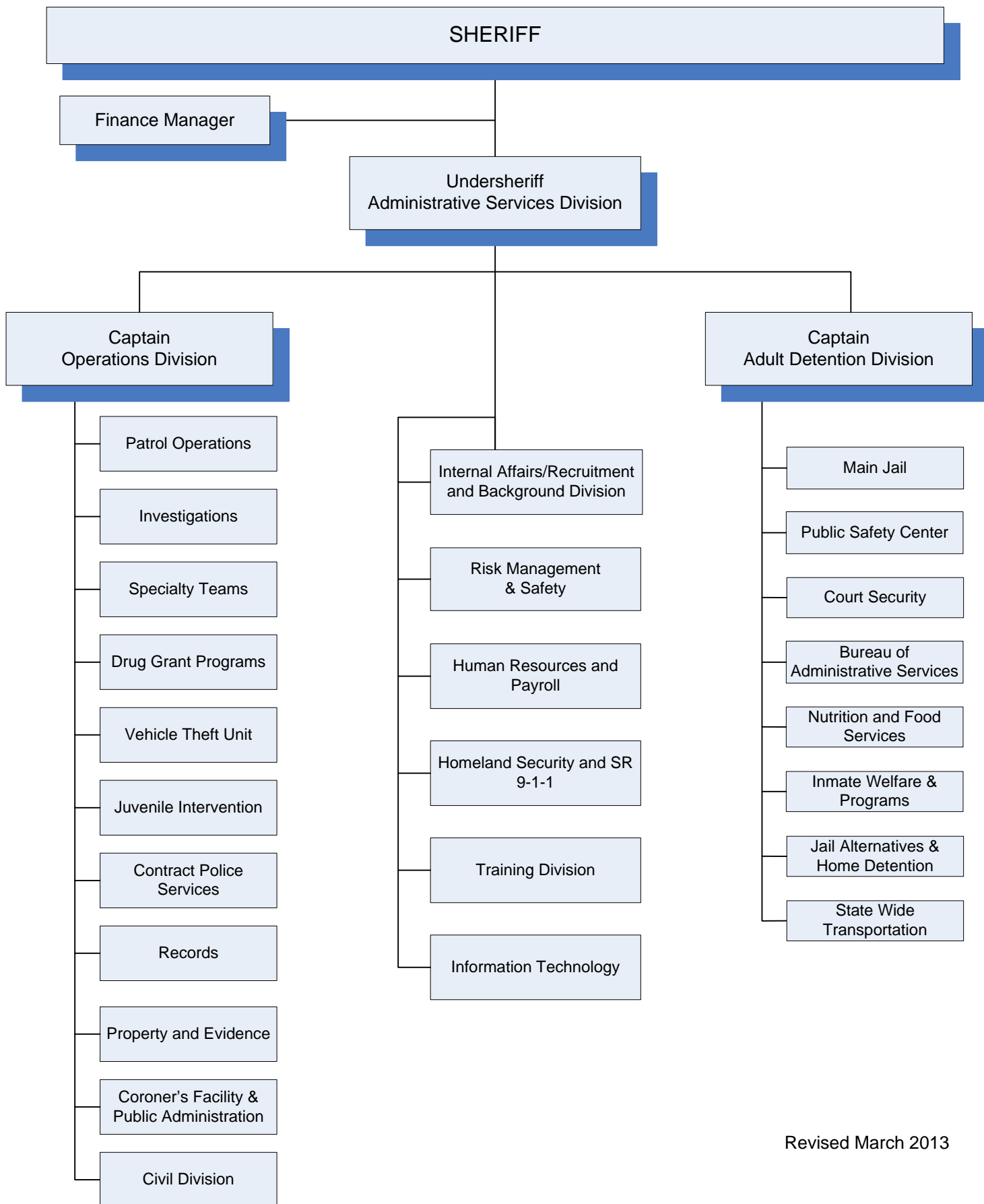
Adopted Proposed Budget

It is recommended that a budget of \$3,071,140 be approved for Public Defender – Indigent Defense. This budget is funded from a \$3,071,140 contribution from the General Fund.

Final Budget

The Department is requesting to increase the Public Defender – Indigent Defense budget appropriations and revenues by \$90,000. This increase is to account for the Community Corrections Partnership (CCP) Phase III Implementation of the 2011 Realignment Plan that was approved by the Board of Supervisors on July 23, 2013. These funds will cover funding for the Indigent Defense Fund for those AB 109 cases where the Public Defender has a legal conflict of interest.

STANISLAUS COUNTY SHERIFF'S DEPARTMENT



Revised March 2013

**STANISLAUS COUNTY, CALIFORNIA
Fiscal Year 2013-2014**



**CRIMINAL JUSTICE/PUBLIC PROTECTION
Police Protection**

**SHERIFF
Adam Christianson,
Sheriff Coroner
and Public Administrator**

BUDGET AT A GLANCE	
Gross Costs	\$93,359,537
Total Revenue	\$32,309,244
Fund Balance/Retained Earnings	\$249,525
Net County Cost	\$60,800,768
Total Recommended Staffing	592
% Funded by Local Discretionary Funds	65.1%

MISSION STATEMENT

We, the members of the Stanislaus County Sheriff's Department, are dedicated to serve and protect the community to the highest standard of professionalism and ethical conduct by ENFORCEMENT, PREVENTION and EDUCATION in partnership throughout our community.

ACCOMPLISHMENTS AND OBJECTIVES

The Accomplishments of 2012-2013 and Objectives for the 2013-2014 Fiscal Year for the Sheriff include:

FISCAL YEAR 2012-2013 ACCOMPLISHMENTS	FISCAL YEAR 2013-2014 OBJECTIVES
<ul style="list-style-type: none"> ◆ The County successfully broke ground and began construction of a 192-inmate bed replacement facility to replace 172 inmate beds lost in a fire at the Honor Farm in June 2010. ◆ The Department, in concert with the Chief Executive Office, successfully embarked upon the Design Phase of a 456-inmate custodial and medical/mental health bed expansion under the provisions of AB 900 Phase II. ◆ The Department added ten new deputies to the Operations Field Training program. All Field Training Officers have attended the P.O.S.T. Field Training Officer (FTO) course or the update course. All Operations sergeants and supervisors are enrolled in either the full or partial Supervisor Training Academy through the Stanislaus County Learning Institute. Further, all Operations sergeants and managers are scheduled to attend either a P.O.S.T., approved Assertive Supervision course or Leadership and Accountability course. The in-service training of FTO's and sergeants continues to focus on leadership and risk management. ◆ The Department was unable to implement an enforcement team to target gangs and 	<ul style="list-style-type: none"> ◆ The Sheriff's Department will activate the newly constructed 192-bed replacement facility in the fall of 2013. Upon this activation, the dated and deteriorated Honor Farm will permanently close as a detention facility. ◆ Complete the Design Phase of the 456-inmate custodial and medical/mental health bed expansion and move forward to the bid and award phase to select a design build team to construct this facility. ◆ Submit an application under the provisions of SB 1022 for a state grant of up to \$40 million for a medium-sized county to construct additional inmate bed capacity and add substantial inmate program opportunities. The County is "shovel ready" for this project and has the requisite 10% match funding required by the legislation set aside. ◆ Implement street crime reduction team focusing on gangs and narcotics. ◆ Restructure organizational command to move the Civil Division from Adult Detention to Operations. Add a Lieutenant position to the Civil Division to evaluate, modify or change processes to enhance efficiency and safety for both staff and the community. ◆ Reduce the rate of Part 1 Crimes. Identify

FISCAL YEAR 2012-2013 ACCOMPLISHMENTS	FISCAL YEAR 2013-2014 OBJECTIVES
<p>narcotics violations due to high vacancy rates existing within Operations. All positions designated for this enforcement team remain vacant.</p> <ul style="list-style-type: none"> ◆ The reduction of prostitution activity along the South 9th Street, area has proven challenging. The Community Deputy Crime Reduction Team has made several arrests of prostitutes and "customers" from planned enforcement events. Deputies have collaborated with the Stanislaus County Tax Collectors office, Human Trafficking Task Force members, local allied law enforcement agencies, and South 9th Street businesses to address prostitution activity. This special team is still committed to reducing prostitution activity along South 9th Street. 	<p>serious, prolific offenders, and develop operations designed to disrupt their criminal activity and/or arrest them for violations of the law. Use data from past and emerging crime trends to concentrate resources at the point of greatest need to prevent crime and arrest offenders. Increase stops for unlawful behavior, disorderly violations in concentrated areas.</p> <ul style="list-style-type: none"> ◆ The Sheriff's Department will contribute \$10,000 to the Stanislaus County Police Activity League (PAL) per fiscal year for the next five years towards the annual maintenance of the Regional Water Safety Training Center in Empire. This contribution will come from the net county cost carry forward in the current fiscal year.

BUDGETS WITHIN THE SHERIFF'S DEPARTMENT INCLUDE:

- ◆ Administration
- ◆ CAL ID Program
- ◆ CAL-MMET Program
- ◆ Civil Process Fee
- ◆ Contract Cities
- ◆ Court Security
- ◆ Dedicated Funds
- ◆ Detention
- ◆ Driver Training Program
- ◆ Jail Commissary/Inmate Welfare
- ◆ Justice Assistance Grant
- ◆ Operations
- ◆ Vehicle Theft Unit

STANISLAUS COUNTY, CALIFORNIA
Fiscal Year 2013-2014



CRIMINAL JUSTICE/PUBLIC PROTECTION
Police Protection

SHERIFF—ADMINISTRATION

Budget Unit 0100 0028100
 General Fund

SERVICES PROVIDED

The Administrative Division of the Sheriff's Department provides for the management, policy direction and oversight of all functions of the Sheriff's Department including specific responsibility for professional standards, human resources, recruitment, labor agreements, compliance, internal affairs, personnel matters, purchasing, payroll, accounting, budgeting, grant and contract management and information technology.

Sheriff - Administration					
Classification	2011-2012 Actual	2012-2013 Actual	2013-2014 Adopted Proposed	2013-2014 Recommended Adjustments	2013-2014 Recommended Final Budget
Taxes	\$0	\$0	\$0	\$0	\$0
Licenses, Permits, Franchises	\$0	\$0	\$0	\$0	\$0
Fines, Forfeitures, Penalties	\$0	\$0	\$0	\$0	\$0
Revenue from use of Assets	\$0	\$0	\$0	\$0	\$0
Intergovernmental Revenue	\$29	\$0	\$0	\$0	\$0
Charges for Service	\$387,794	\$348,209	\$312,760	\$0	\$312,760
Miscellaneous Revenue	\$559	\$14,590	\$0	\$0	\$0
Other Financing Sources	\$0	\$0	\$0	\$0	\$0
Total Revenue	\$388,382	\$362,799	\$312,760	\$0	\$312,760
Salaries and Benefits	\$2,647,367	\$3,455,698	\$2,659,695	\$1,456,769	\$4,116,464
Services and Supplies	\$593,661	\$838,315	\$780,572	\$0	\$780,572
Other Charges	\$307,588	\$343,206	\$395,723	\$0	\$395,723
Fixed Assets					
Equipment	\$61,452	\$102,366	\$71,050	\$0	\$71,050
Other Financing Uses	\$96,059	\$0	\$0	\$0	\$0
Equity	\$0	\$0	\$0	\$0	\$0
Intrafund	\$240	\$1,180	\$600	\$0	\$600
Contingencies	\$0	\$0	\$0	\$0	\$0
Gross Costs	\$3,706,367	\$4,740,765	\$3,907,640	\$1,456,769	\$5,364,409
Fund Balance	\$0	\$0	\$0	\$0	\$0
Net County Cost	\$3,317,985	\$4,377,966	\$3,594,880	\$1,456,769	\$5,051,649

PROGRAM DISCUSSION

At the proposed level of funding the Department can maintain basic administrative services for all divisions. For the Department to achieve the targeted net county cost and cost increases during Fiscal Year 2013-2014, \$1,456,769 of carryover savings from Fiscal Years 2009-2013 will be used to balance the budget.

On November 8, 2011, the Board approved Agenda Item 2011-695 that accepted the Sheriff's request to continue receiving a 10% deduction to his salary effective July 1, 2012 through June 30, 2014. The Sheriff is requesting to discontinue the additional deduction from his salary effective July 1, 2013 and receive the same deduction as unrepresented employees.

The Sheriff's Department plans to carry forward 100% of the net county cost savings that was generated in the Administration, Detention, Court Security and Operations budgets during Fiscal Year 2009-2010 through 2011-2012 and 75% of savings generated in Fiscal Year 2012-2013.

\$1,161,912 – Actual carry forward 2009-2010 at 100%
\$2,275,758 – Actual carry forward 2010-2011 at 100%
\$2,678,233 – Actual carry forward 2011-2012 at 100%
\$6,115,903 – Total Carry forward 2009-2012 at 100%
\$1,125,000 – Estimated carry forward 2012-2013 at 75% (\$1,500,000*75%)
\$7,240,903 – Estimated carry forward 2009-2013

The carry forward will be used in the 2013-2014 Fiscal Year to offset cost increases for retirement, workers' compensation, general and professional liability insurance, fuel, utilities, several new positions, Deputy Sheriff-Trainee costs and the Sheriff's Team Investigating Narcotics and Gangs (STING) Unit. The carry forward will be budgeted in the following budgets:

\$1,456,769 – Administration
\$4,631,415 – Operations
\$1,125,000 – Detention
\$7,213,184 – Total prior carry forward needed to balance 2013-2014

This carry forward has been generated as a result of budgeted positions being vacant during the fiscal year due to retirements, promotions, employees leaving for positions with other law enforcement agencies, new positions and difficulty in recruiting lateral and new employees. At Mid-Year, Fiscal Year 2011-2012, the Department's allocated positions were 538 of which 21 to 25 vacancies were not filled. Last Fiscal Year 2012-2013 at mid-year, while the Department's allocated positions had increased to 583, 49 to 67 positions were vacant. The Sheriff's Department continues to experience a 3.9 to 11.5 percent vacancy.

In cooperation with General Services Agency Fleet Services, the Department is budgeting for the purchase and equipping of approximately 28 patrol, detective, transportation and other emergency vehicles. These vehicles will replace existing vehicles that Fleet Services has identified as reaching over 100,000 miles of use or have become too expensive to maintain.

STAFFING RECOMMENDATIONS

Adopted Proposed Budget

The Payroll processing function at the Sheriff's Department has a higher degree of complexity due to having multiple labor agreements, various work schedules, and multiple assignment pays for a 24/7 operation. Due to the level of complexity, the Department is requesting classification studies of four Confidential Assistant II positions in Payroll. It is recommended that classification studies be conducted.

Total current authorized positions— 33

There are no recommended changes to the current level of staffing.

Total recommended authorized positions— 33

Final Budget

There are no recommended changes to the current level of staffing.

BUDGET RECOMMENDATIONS

Adopted Proposed Budget

It is recommended that a budget of \$3,907,640 be approved for Sheriff – Administration. This budget is funded from \$312,760 in estimated department revenue and a \$3,594,880 contribution from the General Fund. The Department anticipates the need of approximately \$1,456,769 of prior year General Fund net county cost savings to fully fund the projected 2013-2014 budget. The total General Fund net county cost savings will be included in the Final Budget.

Final Budget

Departments that achieved savings in appropriations are able to carry forward 100% of their unused net county cost savings from prior fiscal years and 75% of their 2012-2013 net county cost savings. The Department is requesting an increase in appropriations of \$1,456,769 to reflect the carry forward of net county cost savings earned in prior fiscal years.

The Department is planning to use \$1,456,769 to offset cost increases for retirement, general liability insurance, fuel, utilities, the restoration of the 1% salary reduction and several new positions for the information technology department.

STANISLAUS COUNTY, CALIFORNIA
Fiscal Year 2013-2014



CRIMINAL JUSTICE/PUBLIC PROTECTION
Other Protection

SHERIFF—CAL ID PROGRAM

Budget Unit 1703 0028600
 Special Revenue Fund

SERVICES PROVIDED

The Sheriff's California Identification Program (CAL-ID) is a statewide fingerprint identification system that is monitored by the Department of Justice. This identification system is currently being expanded to include both fingerprint and mug shot communication with officers in the field, the Sheriff's Department Records Division and the State of California. A Joint Powers Agreement between the nine incorporated cities and the County is in place. The governing board is the Remote Access Network (RAN). The RAN Board is comprised of law enforcement officials from agencies within the County and a member from the Board of Supervisors.

FUND/CASH BALANCE

As stated in the Adopted Proposed Budget, this fund was projected to have a positive fund balance of \$140,041 as of July 1, 2013, compared to the July 1, 2012 positive fund balance of \$127,587. This is primarily due to the termination of a maintenance contract. The actual fund balance as of July 1, 2013 is \$437,176, an increase to the projected fund balance, due to decreased expenditures. The Department anticipates using \$140,041 of fund balance in Fiscal Year 2013-2014 to purchase equipment and maintain equipment purchased in prior years. Cash is tracking similar to fund balance.

Sheriff - CAL ID Program					
Classification	2011-2012 Actual	2012-2013 Actual	2013-2014 Adopted Proposed	2013-2014 Recommended Adjustments	2013-2014 Recommended Final Budget
Taxes	\$0	\$0	\$0	\$0	\$0
Licenses, Permits, Franchises	\$0	\$0	\$0	\$0	\$0
Fines, Forfeitures, Penalties	\$0	\$0	\$0	\$0	\$0
Revenue from use of Assets	\$3,217	\$3,862	\$0	\$0	\$0
Intergovernmental Revenue	\$417,785	\$418,536	\$415,000	\$0	\$415,000
Charges for Service	\$0	\$0	\$0	\$0	\$0
Miscellaneous Revenue	\$0	\$0	\$0	\$0	\$0
Other Financing Sources	\$0	\$0	\$0	\$0	\$0
Total Revenue	\$421,002	\$422,398	\$415,000	\$0	\$415,000
Salaries and Benefits	\$61,750	\$63,479	\$69,002	\$0	\$69,002
Services and Supplies	\$312,161	\$43,664	\$319,291	\$0	\$319,291
Other Charges	\$4,665	\$5,665	\$7,733	\$0	\$7,733
Fixed Assets					
Equipment	\$0	\$0	\$159,015	\$0	\$159,015
Other Financing Uses	\$1,348	\$0	\$0	\$0	\$0
Equity	\$0	\$0	\$0	\$0	\$0
Intrafund	\$0	\$0	\$0	\$0	\$0
Contingencies	\$0	\$0	\$0	\$0	\$0
Gross Costs	\$379,924	\$112,808	\$555,041	\$0	\$555,041
Fund Balance	(\$41,078)	(\$309,590)	\$140,041	\$0	\$140,041
Net County Cost	\$0	\$0	\$0	\$0	\$0

PROGRAM DISCUSSION

At the proposed level of funding, the Sheriff's California Identification Program (CAL-ID) can maintain existing assets and support the County's LiveScan and Automated Fingerprint Identification System (AFIS). Last year a critical project was completed that placed Live Scan Machines and Mug Photo Stations in all of the municipal police departments and in the Sheriff's Department to handle misdemeanor bookings in the field. The Live Scan Machines and Mug Photo Stations save time transporting and booking arrestees at the jail. This has promoted efficiency throughout the law enforcement community and saved on booking costs and workload in the detention facilities. In Fiscal Year 2013-2014, the annual AFIS maintenance contract will be replaced with the purchase of a new AFIS server, three new client workstations, data conversion and reconciliation, training and software upgrade.

STAFFING RECOMMENDATIONS

Adopted Proposed Budget

Total current authorized positions— 1

There are no recommended changes to the current level of staffing.

Total recommended authorized positions— 1

Final Budget

There are no recommended changes to the current level of staffing.

BUDGET RECOMMENDATIONS

Adopted Proposed Budget

It is recommended that a budget of \$555,041 be approved for the Sheriff – Cal ID. This budget is funded from \$415,000 in estimated department revenue and \$140,041 in departmental fund balance.

Final Budget

There are no recommended changes in funding to this budget.

STANISLAUS COUNTY, CALIFORNIA
Fiscal Year 2013-2014



CRIMINAL JUSTICE/PUBLIC PROTECTION
Police Protection

SHERIFF—CAL-MMET PROGRAM

Budget Unit 1780 0028889
 Special Revenue Fund

SERVICES PROVIDED

The California Multi-jurisdictional Methamphetamine Enforcement Taskforce (Cal-MMET) is funded by the State Office of Emergency Management Agency (Cal-EMA) formerly the State Office of Homeland Security/Office of Emergency Services and was originally planned to cover a three-year period (This grant was funded previously by the Office of Criminal Justice Planning.). This program combats multi-drug trafficking and manufacturing organizations in Stanislaus County and the Central Valley of California.

FUND/CASH BALANCE

As of July 1, 2013, this fund has a positive fund balance earnings of \$233,656 compared to the July 1, 2012 fund balance of \$291,871. The difference is primarily due to the full reinstatement of the task force and the purchase of two vehicles. The Department anticipates using \$55,390 of fund balance in Fiscal Year 2013-2014 for the purchase of two additional vehicles. Cash is tracking similar to fund balance.

Sheriff - CAL-MMET					
Classification	2011-2012 Actual	2012-2013 Actual	2013-2014 Adopted Proposed	2013-2014 Recommended Adjustments	2013-2014 Recommended Final Budget
Taxes	\$0	\$0	\$0	\$0	\$0
Licenses, Permits, Franchises	\$0	\$0	\$0	\$0	\$0
Fines, Forfeitures, Penalties	\$0	\$0	\$0	\$0	\$0
Revenue from use of Assets	\$0	\$0	\$0	\$0	\$0
Intergovernmental Revenue	\$873,854	\$578,646	\$705,000	\$0	\$705,000
Charges for Service	\$4,702	\$28,506	\$0	\$0	\$0
Miscellaneous Revenue	\$0	\$0	\$0	\$0	\$0
Other Financing Sources	\$0	\$0	\$0	\$0	\$0
Total Revenue	\$878,556	\$607,152	\$705,000	\$0	\$705,000
Salaries and Benefits	\$216,518	\$360,482	\$408,811	\$0	\$408,811
Services and Supplies	\$136,003	\$147,152	\$146,660	\$0	\$146,660
Other Charges	\$220,517	\$157,733	\$159,919	\$0	\$159,919
Fixed Assets					
Equipment	\$0	\$0	\$45,000	\$0	\$45,000
Other Financing Uses	\$14,201	\$0	\$0	\$0	\$0
Equity	\$0	\$0	\$0	\$0	\$0
Intrafund	\$0	\$0	\$0	\$0	\$0
Contingencies	\$0	\$0	\$0	\$0	\$0
Gross Costs	\$587,239	\$665,367	\$760,390	\$0	\$760,390
Fund Balance	(\$291,317)	\$58,215	\$55,390	\$0	\$55,390
Net County Cost	\$0	\$0	\$0	\$0	\$0

PROGRAM DISCUSSION

At the proposed level of funding, the Department will be able to maintain the Cal-MMET program. The Cal-MMET program funds the cost of one Sergeant, two Deputy Sheriffs from the Sheriff's Department,

a Criminal Investigator in the District Attorney's Office, and a Modesto Police Department Investigator. Cal-MMET works in partnership with the Stanislaus/San Joaquin initiative of the Central Valley High Intensity Drug Trafficking Area (HIDTA) and the Stanislaus Drug Enforcement Agency (SDEA). The purpose of the program is to reduce the manufacturing, trafficking, and distribution of methamphetamine, precursor chemicals, and other dangerous drugs by focusing efforts on the large-scale and often violent organizations responsible through the implementation of cooperative and innovative strategies.

STAFFING RECOMMENDATIONS

Adopted Proposed Budget

Total current authorized positions— 3

There are no recommended changes to the current level of staffing.

Total recommended authorized positions— 3

Final Budget

There are no recommended changes to the current level of staffing.

BUDGET RECOMMENDATIONS

Adopted Proposed Budget

It is recommended that a budget of \$760,390 be approved for the Sheriff – Cal-MMET Program. This budget is funded from \$705,000 in estimated department revenue and \$55,390 in departmental fund balance.

Final Budget

There are no recommended changes in funding to this budget.

STANISLAUS COUNTY, CALIFORNIA
Fiscal Year 2013-2014



CRIMINAL JUSTICE/PUBLIC PROTECTION
Police Protection

SHERIFF—CIVIL PROCESS FEE

Budget Unit 1768 0028840
 Special Revenue Fund

SERVICES PROVIDED

The Sheriff's Civil Process Fee Division provides timely and accurate civil process service to the citizens of Stanislaus County. This fund is mandated by Government Code Section 26720-26751 and is to be used solely for technical equipment and vehicles for the Civil Division. Revenue is generated through the process and service of court documents.

FUND/CASH BALANCE

As stated in the Adopted Proposed Budget, this fund was projected to have a positive fund balance of \$1,101,549 as of July 1, 2013, compared to the July 1, 2012 positive fund balance of \$1,205,938. This decrease is primarily due to the purchase of three vehicles. The actual fund balance as of July 1, 2013 is \$1,367,937, an increase to the projected fund balance due to increased revenue and decreased expenditures. The Department anticipates contributing \$84,164 to fund balance in Fiscal Year 2013-2014. Cash is tracking similar to fund balance.

Sheriff - Civil Process Fee					
Classification	2011-2012 Actual	2012-2013 Actual	2013-2014 Adopted Proposed	2013-2014 Recommended Adjustments	2013-2014 Recommended Final Budget
Taxes	\$0	\$0	\$0	\$0	\$0
Licenses, Permits, Franchises	\$0	\$0	\$0	\$0	\$0
Fines, Forfeitures, Penalties	\$0	\$0	\$0	\$0	\$0
Revenue from use of Assets	\$0	\$0	\$0	\$0	\$0
Intergovernmental Revenue	\$0	\$0	\$0	\$0	\$0
Charges for Service	\$234,104	\$329,834	\$305,000	\$0	\$305,000
Miscellaneous Revenue	\$0	\$0	\$0	\$0	\$0
Other Financing Sources	\$0	\$0	\$0	\$0	\$0
Total Revenue	\$234,104	\$329,834	\$305,000	\$0	\$305,000
Salaries and Benefits	\$0	\$0	\$0	\$0	\$0
Services and Supplies	\$40,858	\$21,755	\$70,000	\$0	\$70,000
Other Charges	\$487	\$1,527	\$836	\$0	\$836
Fixed Assets	\$0	\$0	\$0	\$0	\$0
Other Financing Uses	\$45,948	\$144,554	\$150,000	\$0	\$150,000
Equity	\$0	\$0	\$0	\$0	\$0
Intrafund	\$0	\$0	\$0	\$0	\$0
Contingencies	\$0	\$0	\$0	\$0	\$0
Gross Costs	\$87,293	\$167,836	\$220,836	\$0	\$220,836
Fund Balance	(\$146,811)	(\$161,998)	(\$84,164)	\$0	(\$84,164)
Net County Cost	\$0	\$0	\$0	\$0	\$0

PROGRAM DISCUSSION

At the proposed level of funding, the Civil Process Fee Division can maintain the existing level of services. The revenue for this budget is customer driven. As the number of civil process papers and orders come from the Court, there is a direct increase/decrease in the revenue collected by the civil office for Civil Process Fee. A portion of the fees collected for civil process are deposited into a

separate fund and used exclusively for the purchase and maintenance of automation equipment. The Civil Process Fee will fund the purchase of four (4) vehicles used in the Civil Division as mentioned in the Sheriff – Administration budget.

STAFFING RECOMMENDATIONS

Adopted Proposed Budget

Total current authorized positions— 0

Final Budget

There are no recommended changes to the current level of staffing.

BUDGET RECOMMENDATIONS

Adopted Proposed Budget

It is recommended that a budget of \$220,836 be approved for Sheriff – Civil Process Fee. This budget is funded from \$305,000 in estimated department revenue resulting in an anticipated contribution of \$84,164 to departmental fund balance at year-end.

Final Budget

There are no recommended changes in funding to this budget.

STANISLAUS COUNTY, CALIFORNIA
Fiscal Year 2013-2014

CRIMINAL JUSTICE/PUBLIC PROTECTION
Police Protection



SHERIFF—CONTRACT CITIES

Budget Unit 0100 0028239
General Fund

SERVICES PROVIDED

Through the Sheriff – Contract Cities budget the Sheriff provides contractual law enforcement services for the cities of Riverbank, Patterson, Waterford and Hughson. The contract funds police services and all general law enforcement services as specified in the respective contract with each city. Each city government, in partnership with the Sheriff's Department, establishes the level of service to be provided. Law enforcement services are based upon a philosophy of community-oriented policing which is the foundation to ensure and maintain a safe community for the residents of and visitors to Stanislaus County.

Hughson Police Services

In September of 2001 the City of Hughson entered into an agreement for the County of Stanislaus to provide law enforcement services for the City of Hughson. On September 13, 2011, this agreement was extended for an additional two-year term, expiring in June 2013. The Department is currently in negotiation with the City and is requesting to extend the current contract on a month to month basis until the Department can return to the Board for final approval of a new contract.

Both full-time and extra-help employees of the Stanislaus County Sheriff's Department staff Hughson Police Services. The City funds 33% of the Lieutenant who serves as the Police Chief and is shared with the City of Waterford, which picks up 33% of the salary. Five Deputy Sheriff positions and one Legal Clerk are fully funded by the City of Hughson.

The City of Hughson adopted their General Plan for the City on December 12, 2005. At that time, the City expressed a desire to increase their staffing ratio from .85 to 1.3 field officers per 1,000 residents to meet the needs of the projected growth in population. Due to the dramatic decrease in residential assessed values, and as a result of the housing market decline in California, the projected build-out within the City of Hughson will not occur until the housing market has recovered.

Patterson Police Services

In July of 1998 the City of Patterson entered into an agreement for the County of Stanislaus to provide law enforcement services for the City of Patterson. On September 30, 2008, this agreement was extended for an additional five-year term, expiring in June 2013. The Department is currently in negotiation with the City and is requesting to extend the current contract on a month to month basis until the Department can return to the Board for final approval of a new contract.

Both full-time and extra-help employees of the Stanislaus County Sheriff's Department staff Patterson Police Services. The Lieutenant who serves as the police chief is 50% funded by the City of Patterson and 50% funded from the County General Fund. The remaining 24 positions are fully funded by the City of Patterson and include two Sergeants, twelve Deputy Sheriffs, five Detectives, one school Resource Officer, one Community Services Officer, one Supervising Legal Clerk, and two Legal Clerks.

Since 1998, the City of Patterson has grown from a population of 10,300 to its current population of 20,643. For several years, the City of Patterson led the County in growth, resulting in additional Sheriff's Department personnel being requested by the City. Language in the agreement requires the City to maintain a minimum policing ratio of .85 officers per 1,000 residents. After a review of its law

enforcement staffing needs, the City has determined they desire a policing ratio of 1.5 officers per 1,000 residents and will work toward achieving that goal over a period of several years.

Riverbank Police Services

In 1995, the City of Riverbank entered into an agreement for the County of Stanislaus to provide law enforcement services for the City of Riverbank. On July 1, 2005, this agreement was extended for an additional five-year term, expiring in June 2010. A new agreement was entered into for the period from July 1, 2010 through June 30, 2015.

Both full-time and extra-help employees of the Stanislaus County Sheriff's Department staff Riverbank Police Services. The City of Riverbank fully funds the 27 positions assigned as part of the Contract Cities budget. Included are a Lieutenant who serves as the Police Chief, two Sergeants, fourteen Deputy Sheriffs, three Detectives, one Community Services Officer and six administrative staff.

The City has the goal of attaining a ratio of 1.25 law enforcement officers per 1,000 residents. Currently, based on a population of 22,924, the Riverbank Police Services law enforcement staffing level is .92 per 1,000 residents. Current staffing levels will still allow the Sheriff's Department to effectively deliver law enforcement services to the community through the effective deployment of resources.

Waterford Police Services

In July of 1998, the City of Waterford entered into an agreement for the County of Stanislaus to provide law enforcement services for the City of Waterford. On September 30, 2008, this agreement was extended for an additional five-year term, expiring in June 2013. The Department is currently in negotiation with the City and is requesting to extend the current contract on a month to month basis until the Department can return to the Board for final approval of a new contract.

Both full time and extra help employees of the Stanislaus County Sheriff's Department staff Waterford Police Services. Of the twelve positions assigned to the City of Waterford, seven Deputy Sheriffs, one Zoning Officer and two administrative positions are fully funded by the City. One Sergeant position is 50% funded by the City and the County General Fund contributes the remaining 50%. The Lieutenant, who serves as the Police Chief, is shared with the City of Hughson. The five-year extension to the service agreement recommended that the City of Waterford pay 33% of the Chief's salary by the fifth year of the new extension. On September 13, 2011, the City of Waterford amended the contract to share a Chief with the City of Hughson and will pay 33% of the Chief's salary as long as the two Cities share a Chief.

The City of Waterford is not planning on any additional staff or resources for Fiscal Year 2013-2014. The City is also in the implementation process of a 20 to 25 year General Plan. In this plan, the City has expressed an interest in increasing the policing ratio to reflect industry standards and may ask that the ratio be increased as high as two officers per 1,000 residents. Growth in the City of Waterford is expected to continue and will impact the need for additional law enforcement personnel and support services.

Sheriff - Contract Cities					
Classification	2011-2012 Actual	2012-2013 Actual	2013-2014 Adopted Proposed	2013-2014 Recommended Adjustments	2013-2014 Recommended Final Budget
Taxes	\$0	\$0	\$0	\$0	\$0
Licenses, Permits, Franchises	\$0	\$0	\$0	\$0	\$0
Fines, Forfeitures, Penalties	\$0	\$0	\$0	\$0	\$0
Revenue from use of Assets	\$0	\$0	\$0	\$0	\$0
Intergovernmental Revenue	\$386,249	\$204,436	\$30,142	\$0	\$30,142
Charges for Service	\$8,385,869	\$9,177,678	\$10,277,772	(\$234,000)	\$10,043,772
Miscellaneous Revenue	\$42	\$105	\$0	\$0	\$0
Other Financing Sources	\$4,350	\$0	\$0	\$0	\$0
Total Revenue	\$8,776,510	\$9,382,219	\$10,307,914	(\$234,000)	\$10,073,914
Salaries and Benefits	\$6,912,283	\$7,644,682	\$8,488,099	(\$217,260)	\$8,270,839
Services and Supplies	\$1,057,755	\$1,137,198	\$1,300,560	(\$16,740)	\$1,283,820
Other Charges	\$513,688	\$547,785	\$588,807	\$0	\$588,807
Fixed Assets					
Equipment	\$3,500	\$133,927	\$0	\$0	\$0
Other Financing Uses	\$414,054	\$0	\$0	\$0	\$0
Equity	\$0	\$0	\$0	\$0	\$0
Intrafund	\$23,367	\$28,108	\$38,500	\$0	\$38,500
Contingencies	\$0	\$0	\$0	\$0	\$0
Gross Costs	\$8,924,647	\$9,491,700	\$10,415,966	(\$234,000)	\$10,181,966
Fund Balance	\$0	\$0	\$0	\$0	\$0
Net County Cost	\$148,137	\$109,481	\$108,052	\$0	\$108,052

PROGRAM DISCUSSION

At the proposed level of funding, the Sheriff's contracts with the cities of Riverbank, Patterson, Waterford, and Hughson for law enforcement services will be fully funded. The net county cost allocated to this budget includes funding for 50% of the Patterson Chief of Police and the County's contribution toward backfill and festival security in Hughson. The County's portion of net county cost can increase or decrease depending on costs not reimbursable through the City contracts.

The Department is currently in contract negotiations with the Cities of Patterson, Waterford and Hughson and is requesting to extend the current contracts on a month to month basis until the Department can return to the Board of Supervisors for final approval of new contracts.

STAFFING RECOMMENDATIONS

Adopted Proposed Budget

Total current authorized positions— 65

There are no recommended changes to the current level of staffing.

Total recommended authorized positions— 65

Final Budget

The Department is requesting to unfund two vacant Deputy Sheriff positions. The Riverbank City Council will be updated quarterly on the status of law enforcement efforts to ascertain whether the funding for one or both positions should be reinstated.

Total current authorized positions— 65

It is recommended to unfund two vacant Deputy Sheriff positions.

Total recommended authorized positions— 63

BUDGET RECOMMENDATIONS

Adopted Proposed Budget

It is recommended that a budget of \$10,415,966 be approved for Sheriff – Contract Cities. This budget is funded from \$10,307,914 in estimated department revenue and a \$108,052 contribution from the General Fund.

Final Budget

The Department is requesting to decrease appropriations and estimated revenue in the amount of \$234,000. The City of Riverbank notified the Sheriff's Department on July 11, 2013 that due to the need for cost savings, the Riverbank City Council approved the decrease of funding of two (2) current vacant Deputy Sheriff positions. One position is assigned to Detectives and the other to Patrol. In addition, appropriations were increased for the 1% salary restoration approved by the Board on July 2, 2013 and decreased for vehicle charges.

STANISLAUS COUNTY, CALIFORNIA
Fiscal Year 2013-2014



CRIMINAL JUSTICE/PUBLIC PROTECTION
Police Protection

SHERIFF—COURT SECURITY

Budget Unit 176C 0028370
 Special Revenue

SERVICES PROVIDED

The Sheriff's Department provides security to the Superior Court of Stanislaus County as required by State Assembly Bill 118 (AB 118) which requires each county treasurer, city and county treasurer, or other appropriate officer to create a County Local Revenue Fund 2011. Chapter 6.3 Section 30025(f)(3) requires the monies in the Trial Court Security Account be used exclusively to fund trial court security provided by county sheriffs. These security services are provided to the Court in the Main Courthouse and other Court facilities including juvenile. Services include the movement and security of inmates to and from the facilities and while in the courtrooms. Access to the courts is controlled by the use of metal detectors and staffed by members of this budget.

FUND/CASH BALANCE

As of July 1, 2013, this fund has a zero fund balance earning and a cash balance of \$1,216,089. The cash balance is from funding received from the State that was not spent in the 2011-2012 and 2012-2013 Fiscal Year due to vacancies. These funds only be used toward court security services.

Sheriff - Court Security					
Classification	2011-2012 Actual	2012-2013 Actual	2013-2014 Adopted Proposed	2013-2014 Recommended Adjustments	2013-2014 Recommended Final Budget
Taxes	\$0	\$0	\$0	\$0	\$0
Licenses, Permits, Franchises	\$0	\$0	\$0	\$0	\$0
Fines, Forfeitures, Penalties	\$0	\$0	\$0	\$0	\$0
Revenue from use of Assets	\$0	\$0	\$0	\$0	\$0
Intergovernmental Revenue	\$3,917,683	\$4,387,360	\$4,597,993	\$0	\$4,597,993
Charges for Service	\$40,809	\$24,819	\$0	\$0	\$0
Miscellaneous Revenue	\$0	\$0	\$0	\$0	\$0
Other Financing Sources	\$0	\$0	\$0	\$0	\$0
Total Revenue	\$3,958,492	\$4,412,179	\$4,597,993	\$0	\$4,597,993
Salaries and Benefits	\$3,710,495	\$4,387,805	\$4,568,743	\$0	\$4,568,743
Services and Supplies	\$16,379	\$23,142	\$29,250	\$0	\$29,250
Other Charges	\$115,166	\$135,425	\$137,515	\$0	\$137,515
Fixed Assets	\$0	\$0	\$0	\$0	\$0
Other Financing Uses	\$229,736	\$0	\$0	\$0	\$0
Equity	\$0	\$0	\$0	\$0	\$0
Intrafund	\$36,724	\$49,075	\$75,645	\$0	\$75,645
Contingencies	\$0	\$0	\$0	\$0	\$0
Gross Costs	\$4,108,500	\$4,595,447	\$4,811,153	\$0	\$4,811,153
Fund Balance	\$150,008	\$183,268	\$0	\$0	\$0
Net County Cost	\$0	\$0	\$213,160	\$0	\$213,160

PROGRAM DISCUSSION

At this level of funding, the Sheriff's Court Security Division will continue to provide the Stanislaus County Superior Court with security services as mandated by Assembly Bill 118 (AB 118). The

Department is requesting to move the Court Security Budget from the General Fund to a non interest bearing Special Revenue Fund as part of the Proposed Budget.

Chapter 6.3 Section 30025(f)(3) requires the monies in the Trial Court Security Account be used exclusively to fund trial court security provided by the County Sheriff. Certain overhead costs are not allowable expenses that can be charged under the Trial Court Funding Act of 1997 Rule of the Court 810. This fund requires a net county cost to cover the Cost Allocation Plan (CAP) charges that are not allowable under the Trial Court Funding Act or AB 118. Each year, the County may need to increase or decrease the net county cost contribution to comply with AB 118. For Fiscal Year 2013-2014, these overhead costs are budgeted at \$213,160.

STAFFING RECOMMENDATIONS

Adopted Proposed Budget

The Department is requesting to transfer in one Lieutenant position from Detention to align the position with the correct budget unit. The Department is also requesting to unfund one vacant Sergeant position.

Total current authorized positions— 39

It is recommended to transfer in one Lieutenant position from Detention and to unfund one vacant Sergeant position.

Total recommended authorized positions— 39

Final Budget

There are no recommended changes to the current level of staffing.

BUDGET RECOMMENDATIONS

Adopted Proposed Budget

It is recommended that a budget of \$4,811,153 be approved for Sheriff – Court Security. This budget is funded from \$4,597,993 in estimated department revenue and a \$213,160 contribution from the General Fund. It is also recommended to move the Court Security Budget from the General Fund to a non interest bearing Special Revenue Fund.

Final Budget

There are no recommended changes in funding to this budget.

STANISLAUS COUNTY, CALIFORNIA
Fiscal Year 2013-2013



CRIMINAL JUSTICE/PUBLIC PROTECTION
Police Protection

SHERIFF—DEDICATED FUNDS

Budget Unit 1743 0028869
 Special Revenue Fund

SERVICES PROVIDED

This budget is used for special programs and equipment purchases funded by a dedicated source of revenue received from developer fees; a California Environmental Quality Act (CEQA) mitigation fee of \$339 that is collected on each new single family dwelling in the unincorporated area of the County.

FUND/CASH BALANCE

As stated in the Adopted Proposed Budget, this fund was projected to have a positive fund balance of \$1,198 as of July 1, 2013, compared to the July 1, 2012 positive fund balance of \$324,206. This decrease is primarily due to the purchase and replacement of 103 mobile computers. The actual fund balance as of July 1, 2013 is \$3,952, an increase to the projected fund balance due to the increase in developer fee revenue. The Department does not anticipate using fund balance in Fiscal Year 2013-2014. Cash is tracking identical to fund balance.

Sheriff - Dedicated Funds					
Classification	2011-2012 Actual	2012-2013 Actual	2013-2014 Adopted Proposed	2013-2014 Recommended Adjustments	2013-2014 Recommended Final Budget
Taxes	\$0	\$0	\$0	\$0	\$0
Licenses, Permits, Franchises	\$0	\$0	\$0	\$0	\$0
Fines, Forfeitures, Penalties	\$0	\$0	\$0	\$0	\$0
Revenue from use of Assets	\$0	\$0	\$0	\$0	\$0
Intergovernmental Revenue	\$0	\$0	\$0	\$0	\$0
Charges for Service	\$2,712	\$4,746	\$0	\$0	\$0
Miscellaneous Revenue	\$0	\$0	\$0	\$0	\$0
Other Financing Sources	\$0	\$0	\$0	\$0	\$0
Total Revenue	\$2,712	\$4,746	\$0	\$0	\$0
Salaries and Benefits	\$0	\$0	\$0	\$0	\$0
Services and Supplies	\$0	\$0	\$0	\$0	\$0
Other Charges	\$0	\$325,000	\$0	\$0	\$0
Fixed Assets	\$0	\$0	\$0	\$0	\$0
Other Financing Uses	\$0	\$0	\$0	\$0	\$0
Equity	\$0	\$0	\$0	\$0	\$0
Intrafund	\$0	\$0	\$0	\$0	\$0
Contingencies	\$0	\$0	\$0	\$0	\$0
Gross Costs	\$0	\$325,000	\$0	\$0	\$0
Fund Balance	(\$2,712)	\$320,254	\$0	\$0	\$0
Net County Cost	\$0	\$0	\$0	\$0	\$0

PROGRAM DISCUSSION

The Department does not plan to use this fund in the 2013-2014 Fiscal Year.

STAFFING RECOMMENDATIONS

Adopted Proposed Budget

Total current authorized positions— 0

Final Budget

There are no recommended changes to the current level of staffing.

BUDGET RECOMMENDATIONS

Adopted Proposed Budget

There is no recommended funding for this budget.

Final Budget

There are no recommended changes in funding to this budget.

STANISLAUS COUNTY, CALIFORNIA
Fiscal Year 2013-2014



CRIMINAL JUSTICE/PUBLIC PROTECTION
Detention and Correction

SHERIFF—DETENTION

Budget Unit 0100 0028300
 General Fund

SERVICES PROVIDED

The Sheriff's Detention Division provides housing for incarcerated adults in Stanislaus County. This housing provides for the care, custody and safe control of incarcerated adults and is provided within the custodial facilities located at the downtown Men's Jail and the Public Safety Center. The Detention Division also administers programs for alternatives to incarceration that consist of the Alternative Work Program, Home Detention and Work Furlough. The Sheriff has legal responsibility to incarcerate adults in a pre-trial status or in a sentenced status so that those individuals are safely secured and not released back into society. The Detention Division must comply with all statutory mandates as well as existing, binding case law. The Detention Division also provides statewide transportation of inmates sentenced to State prison as well as State prisoners returning to court for active criminal cases.

Sheriff - Detention					
Classification	2011-2012 Actual	2012-2013 Actual	2013-2014 Adopted Proposed	2013-2014 Recommended Adjustments	2013-2014 Recommended Final Budget
Taxes	\$0	\$0	\$0	\$0	\$0
Licenses, Permits, Franchises	\$0	\$60	\$0	\$0	\$0
Fines, Forfeitures, Penalties	\$0	\$0	\$0	\$0	\$0
Revenue from use of Assets	\$0	\$22	\$0	\$0	\$0
Intergovernmental Revenue	\$1,420,353	\$1,411,959	\$1,378,000	\$0	\$1,378,000
Charges for Service	\$2,846,079	\$7,156,006	\$6,742,984	\$1,628,100	\$8,371,084
Miscellaneous Revenue	\$32,594	\$44,749	\$23,500	\$0	\$23,500
Other Financing Sources	\$153,948	\$252,554	\$108,000	\$0	\$108,000
Total Revenue	\$4,452,974	\$8,865,350	\$8,252,484	\$1,628,100	\$9,880,584
Salaries and Benefits	\$24,401,303	\$27,497,250	\$27,299,882	\$2,546,460	\$29,846,342
Services and Supplies	\$3,287,579	\$4,510,048	\$4,833,864	\$0	\$4,833,864
Other Charges	\$3,338,631	\$3,535,934	\$4,131,838	(\$156,000)	\$3,975,838
Fixed Assets					
Equipment	\$190,354	\$278,137	\$475,000	\$0	\$475,000
Other Financing Uses	\$1,415,114	\$0	\$0	\$0	\$0
Equity	\$0	\$0	\$0	\$0	\$0
Intrafund	\$3,118	\$9,182	\$17,000	\$0	\$17,000
Contingencies	\$0	\$0	\$0	\$0	\$0
Gross Costs	\$32,636,099	\$35,830,551	\$36,757,584	\$2,390,460	\$39,148,044
Fund Balance	\$0	\$0	\$0	\$0	\$0
Net County Cost	\$28,183,125	\$26,965,201	\$28,505,100	\$762,360	\$29,267,460

PROGRAM DISCUSSION

At the proposed level of funding, the Sheriff's Adult Detention Division will be able to meet basic needs and related costs associated with the custodial facilities, support services, state wide transportation and the jail alternatives programs. It is estimated that \$1,125,000 in carry forward savings generated from Fiscal Year 2012-2013 will be used to balance the 2013-2014 budget.

The Department is planning to use \$108,000 in Proposition 69 funding for DNA collection to fund a portion of the salaries of Deputy Sheriff-Custodials and Legal Clerk who collect and process DNA samples from the inmates during the booking process at the Men's Jail and Public Safety Center.

The Department will activate the newly constructed 192-bed replacement facility in the Fall of 2013. Upon this activation, the dated and deteriorated Honor Farm will permanently close as a detention facility and services will be relocated and consolidated at the Public Safety site. Existing staff from the old Honor Farm will move to the new 192-bed replacement facility at the Public Safety Center.

The Chief Executive Office, working with the Sheriff's Department, is at the second phase of the Public Safety Center build-out project approved by the Board of Supervisors on March 4, 2008. The updated Stanislaus County Public Safety Center Needs Assessment was presented to the Board of Supervisors in June of 2007. Phase Two will complete the programming of the new facility to meet the capacity and facility requirements detailed in the Needs Assessment. The Master Plan calls for the addition of 420 new medium to maximum security jail beds and various other Sheriff facilities that are needed. Full funding for both construction and operation has not been identified. On March 8, 2012, the County was conditionally awarded \$80 million in AB 900 Phase II Jail Construction Financing Award.

On June 27, 2012, SB 1022 was approved by Governor Brown. SB 1022 authorizes the Department of Corrections and Rehabilitation to design and construct new, or renovate existing, housing units, support buildings, programming space, and any necessary ancillary improvements in order to add capacity at facilities and to provide medical, dental, and mental health treatment or housing to inmates, and would specify the facilities and projects for which funds may be used. The Department working with the Chief Executive Office Capital Projects and other County departments is in a conceptual phase, as the application has not been submitted, but anticipates receiving \$40 million for the design and construction of a programs space as well as add additional beds to existing facilities.

On April 4, 2011, AB 109 was signed by Governor Brown. AB 109 realigned custodial and community supervision responsibility for non-serious, non-violent, and non-sex offenders, as well as supervision of lower level adult parolees returning from state sentences to counties effective, October 1, 2011. The Department has seen a steady rise in the Average Daily Population (ADP) of AB 109 inmates from 57 or 5.5% in October 2011 to 334 or 29.3% as of February 2013. Funding for Fiscal Year 2012-2013 was \$6,326,500.

Phase I and Phase II of AB 109 has been implemented and \$6,326,500 has been included in the Recommended Proposed Budget. The Department has requested \$8 million for Phase III which will occur during Fiscal Year 2013-2014. If approved, the Department will return to the Board to address any necessary budget adjustments once the Phase III plan has been approved by the Community Corrections Partnership (CCP) and the Board of Supervisors.

As of April 2013, the Sheriff's Department has 27 Deputy Sheriff-Custodial and 3 Sergeant-Custodial vacancies. The Department's background and recruitment staff continues to work diligently to fill the vacant positions.

STAFFING RECOMMENDATIONS

Adopted Proposed Budget

The Department is requesting to add one new Assistant Cook II position and four new Stock Delivery Clerk II positions to properly provide support to Detention and Custodial Operations. The Department has extra-help staff working 40 hours per week in Detention Support Services (kitchen, laundry, commissary) and there is a need to continue on a full-time basis. The Department is also requesting to add one new Director of Volunteer Services position to perform functions and provide services to inmates in the Detention facility. Currently, this work is being performed by a Personal Services Contractor. Funding for these positions has been identified from existing net county cost carry forward and AB 109 funding.

The Department is further requesting the transfer of positions to move the Civil budget from Adult Detention to Operations to align positions to the correct budget. The Department is requesting to transfer out one Sergeant position, four Deputy Sheriff positions, three Legal Clerk III positions, one

Legal Clerk IV position, and one Supervising Legal Clerk II position to Operations. In addition, the Department is requesting to transfer out one Lieutenant position to Court Security to align the position with the correct budget.

Total current authorized positions— 290

It is recommended to add one new Assistant Cook II position, four new Stock Delivery Clerk II positions and one new Director of Volunteer Services. It is also recommended to transfer out one Sergeant position, four Deputy Sheriff positions, three Legal Clerk III positions, one Legal Clerk IV position, and one Supervising Legal Clerk II position to Operations. It is further recommended to transfer out one Lieutenant position to Court Security.

Total recommended authorized positions— 285

A separate budget agenda item was approved on June 18, 2013 to add one new position to the Detention budget effective July 13, 2013. This brings the total position allocation to 286.

Final Budget

There are no recommended changes to the current level of staffing.

BUDGET RECOMMENDATIONS

Adopted Proposed Budget

It is recommended that a budget of \$36,757,584 be approved for Sheriff – Detention. This budget is funded from \$8,252,484 in estimated department revenue and a \$28,505,100 contribution from the General Fund. The Department assumed the additional use of approximately \$1,125,000 of prior year General Fund net county cost savings to fully fund the projected 2013-2014 budget. The total General Fund net county cost savings will be included in the Final Budget.

Final Budget

Departments that achieved savings in appropriations are able to carry forward 100% of their unused net county cost savings from prior fiscal years and 75% of their 2012-2013 net county cost savings. The Department is requesting an increase in appropriations of \$762,360 to reflect the actual carry forward of net county cost savings earned in prior fiscal years.

The Department is planning to use \$762,360 to offset cost increases for retirement, general liability insurance, fuel, utilities, and the 1% salary restoration approved by the Board on July 2, 2013.

The Department is also requesting to increase the Sheriff - Detention budget appropriations and estimated revenue by \$1,628,100. This increase is to account for the Community Corrections Partnership (CCP) Phase III Implementation of the 2011 Realignment Plan that was approved by the Board of Supervisors on July 23, 2013. In the Adopted Proposed Budget the Department included \$6,326,500 towards Phase III, the \$1,628,100 increase will bring the total Phase III funding to \$7,954,600.

STANISLAUS COUNTY, CALIFORNIA
Fiscal Year 2013-2014



CRIMINAL JUSTICE/PUBLIC PROTECTION
Police Protection

SHERIFF—DRIVER TRAINING PROGRAM

Budget Unit 1769 0028870
 Special Revenue Fund

SERVICES PROVIDED

The Stanislaus County Sheriff's Department Emergency Vehicle Operations Center (EVOC) operates a formal driver's training program. The Department's EVOC is located on the tarmac of the old Crows Landing Naval Air Station. The EVOC occupies two buildings that are used for classroom instruction and storage of vehicles and equipment.

This training program promotes safe, efficient driving for Deputy Sheriffs, Deputy Sheriff-Custodials, Community Service Officers, Sheriff's Team of Active Seniors (STARS), as well as other law enforcement agencies throughout the County.

FUND/CASH BALANCE

As stated in the Adopted Proposed Budget, this fund was projected to have a positive fund balance of \$40,000 as of July 1, 2013, compared to the July 1, 2012 positive fund balance of \$58,973. This decrease is primarily due to a decrease in revenue since fewer classes were offered last year. The actual fund balance as of July 1, 2013 is \$24,766, a decrease to the projected fund balance, due to less revenue being generated from fewer training classes. The Department does not anticipate using fund balance in Fiscal Year 2013-2014. Cash is tracking similar to fund balance.

Sheriff - Driver Training Program					
Classification	2011-2012 Actual	2012-2013 Actual	2013-2014 Adopted Proposed	2013-2014 Recommended Adjustments	2013-2014 Recommended Final Budget
Taxes	\$0	\$0	\$0	\$0	\$0
Licenses, Permits, Franchises	\$0	\$0	\$0	\$0	\$0
Fines, Forfeitures, Penalties	\$0	\$0	\$0	\$0	\$0
Revenue from use of Assets	\$0	\$0	\$0	\$0	\$0
Intergovernmental Revenue	\$0	\$0	\$0	\$0	\$0
Charges for Service	\$170,314	\$66,386	\$199,568	\$0	\$199,568
Miscellaneous Revenue	\$0	\$0	\$0	\$0	\$0
Other Financing Sources	\$0	\$0	\$0	\$0	\$0
Total Revenue	\$170,314	\$66,386	\$199,568	\$0	\$199,568
Salaries and Benefits	\$91,007	\$44,519	\$119,920	\$0	\$119,920
Services and Supplies	\$11,989	\$17,146	\$28,293	\$0	\$28,293
Other Charges	\$67,016	\$40,684	\$51,355	\$0	\$51,355
Fixed Assets	\$0	\$0	\$0	\$0	\$0
Other Financing Uses	\$36	\$0	\$0	\$0	\$0
Equity	\$0	\$0	\$0	\$0	\$0
Intrafund	\$0	\$0	\$0	\$0	\$0
Contingencies	\$0	\$0	\$0	\$0	\$0
Gross Costs	\$170,048	\$102,349	\$199,568	\$0	\$199,568
Fund Balance	(\$266)	\$35,963	\$0	\$0	\$0
Net County Cost	\$0	\$0	\$0	\$0	\$0

PROGRAM DISCUSSION

At the proposed level of funding, the Sheriff's Driver Training Program will be fully funded. The Sheriff's Emergency Vehicle Operations Center (EVOC) is currently operated at the Crows Landing Naval Facility. The Sheriff's Department has been notified that the EVOC track will eventually have to relocate based upon anticipated construction projects. The Department has been reviewing other alternatives for this facility need. A suitable location must be available for this key training component for law enforcement officer mandated perishable skills training.

The Sheriff's Department continues to maintain POST mandatory training standards which includes EVOC for Sheriff's personnel and other law enforcement agency personnel.

STAFFING RECOMMENDATIONS

Adopted Proposed Budget

Total current authorized positions— 0

Final Budget

There are no recommended changes to the current level of staffing.

BUDGET RECOMMENDATIONS

Adopted Proposed Budget

It is recommended that a budget of \$199,568 be approved for Sheriff – Driver Training Program. This budget is funded from \$199,568 in estimated department revenue.

Final Budget

There are no recommended changes in funding to this budget.

STANISLAUS COUNTY, CALIFORNIA
Fiscal Year 2013-2014

CRIMINAL JUSTICE/PUBLIC PROTECTION
Detention and Correction



SHERIFF—JAIL COMMISSARY/INMATE WELFARE

Budget Unit 4081 0028509
Enterprise Fund

SERVICES PROVIDED

The Jail Commissary/Inmate Welfare Fund was established under Penal Code Section 4025 and can be used only for the benefit, education or welfare of inmates. Profits generated from commissary sales and phone revenue are expended based on recommendations made by the Inmate Welfare Committee for the benefit, education and welfare of the inmates confined within Stanislaus County detention facilities. The programs provided include vocational welding, landscaping, life skills and substance abuse treatment. In addition, there are programs that provide the opportunity to improve reading skills and to obtain a General Education Development (GED) certificate.

FUND/CASH BALANCE

As stated in the Adopted Proposed Budget, this fund was projected to have a positive retained earnings balance of \$446,855 as of July 1, 2013, compared to the July 1, 2012 positive retained earnings balance of \$643,503. This decrease is primarily due to an increase in commissary related expenditures, as a result of AB109, and the increase in inmate population. The actual retained earnings as of July 1, 2013 is \$931,769, an increase to the projected retained earnings, due to increased phone revenue and decreased expenditures. The Department anticipates using \$114,637 of retained earnings in Fiscal Year 2013-2014.

Also stated in the Adopted Proposed Budget, cash was estimated to be a positive \$293,954 as of as of July 1, 2013. The actual cash balance as of July 1, 2013 is \$592,273, compared to the July 1, 2012 positive balance of \$479,463. The difference between the cash and retained earnings is due to the non-cash items listed on the balance sheet, such as Depreciation and Fixed Assets.

Sheriff - Jail Commissary / Inmate Welfare					
Classification	2011-2012 Actual	2012-2013 Actual	2013-2014 Adopted Proposed	2013-2014 Recommended Adjustments	2013-2014 Recommended Final Budget
Taxes	\$0	\$0	\$0	\$0	\$0
Licenses, Permits, Franchises	\$0	\$0	\$0	\$0	\$0
Fines, Forfeitures, Penalties	\$0	\$0	\$0	\$0	\$0
Revenue from use of Assets	\$5,141	\$4,487	\$3,500	\$0	\$3,500
Intergovernmental Revenue	\$0	\$0	\$0	\$0	\$0
Charges for Service	\$476	\$6,765	\$167,693	\$0	\$167,693
Miscellaneous Revenue	\$1,369,030	\$1,681,701	\$1,487,800	\$0	\$1,487,800
Other Financing Sources	\$0	\$0	\$0	\$0	\$0
Total Revenue	\$1,374,647	\$1,692,953	\$1,658,993	\$0	\$1,658,993
Salaries and Benefits	\$223,020	\$274,983	\$300,133	\$0	\$300,133
Services and Supplies	\$964,791	\$1,077,559	\$1,422,228	\$0	\$1,422,228
Other Charges	\$51,772	\$52,145	\$51,269	\$0	\$51,269
Fixed Assets	\$0	\$0	\$0	\$0	\$0
Other Financing Uses	\$3,815	\$0	\$0	\$0	\$0
Equity	\$0	\$0	\$0	\$0	\$0
Intrafund	\$0	\$0	\$0	\$0	\$0
Contingencies	\$0	\$0	\$0	\$0	\$0
Gross Costs	\$1,243,398	\$1,404,687	\$1,773,630	\$0	\$1,773,630
Retained Earnings	(\$131,249)	(\$288,266)	\$114,637	\$0	\$114,637
Net County Cost	\$0	\$0	\$0	\$0	\$0

PROGRAM DISCUSSION

At the proposed level of funding, the Jail Commissary/Inmate Welfare Fund can maintain current operations. The revenue generated through the sale of commissary items and inmate phone use will be used to fund appropriate needs for the inmate population as determined by the Inmate Welfare Committee. Title 15 of the California Code of Regulations specifies that inmate welfare funds be used primarily for the benefit, recreation, education or welfare of inmates. The Inmate Welfare Committee is charged with this responsibility and may enter into contracts for services.

STAFFING RECOMMENDATIONS

Adopted Proposed Budget

Total current authorized positions— 3

There are no recommended changes to the current level of staffing.

Total recommended authorized positions— 3

Final Budget

There are no recommended changes to the current level of staffing.

BUDGET RECOMMENDATIONS

Adopted Proposed Budget

It is recommended that a budget of \$1,773,630 be approved for Sheriff – Jail Commissary/Inmate Welfare. This budget is funded from \$1,658,993 in estimated department revenue and from \$114,637 in retained earnings.

Final Budget

There are no recommended changes in funding to this budget.

STANISLAUS COUNTY, CALIFORNIA
Fiscal Year 2013-2014



CRIMINAL JUSTICE/PUBLIC PROTECTION
Police Protection

SHERIFF—JUSTICE ASSISTANCE GRANT

Budget Unit 1799 0028610
 Special Revenue Fund

SERVICES PROVIDED

This budget includes the American Recovery and Reinvestment Act (ARRA) Edward Byrne Memorial Justice Assistance Grant (JAG) and the Non-Recovery Act Edward Byrne Justice Assistance Grant. Both JAG grants are administered by the Department of Justice (DOJ). Federal funding received from both grants will help fund the School Resource Officer at Tuolumne Elementary School and will provide staffing support for the Domestic Violence Program over a two-year period. Positions previously identified for elimination were able to be retained due to this funding.

FUND/CASH BALANCE

As of July 1, 2013, this fund has a zero fund balance compared to the zero fund balance on July 1, 2012. Grant expenditures are incurred and forwarded to the Sheriff's Department for grant submission of a reimbursement request. Upon reimbursement, expenditures are coded to the grant and funds are immediately disbursed to the applicable agencies/divisions leaving no fund balance. Cash is tracking similar to fund balance.

Sheriff - Justice Assistance Grant					
Classification	2011-2012 Actual	2012-2013 Actual	2013-2014 Adopted Proposed	2013-2014 Recommended Adjustments	2013-2014 Recommended Final Budget
Taxes	\$0	\$0	\$0	\$0	\$0
Licenses, Permits, Franchises	\$0	\$0	\$0	\$0	\$0
Fines, Forfeitures, Penalties	\$0	\$0	\$0	\$0	\$0
Revenue from use of Assets	\$0	\$0	\$0	\$0	\$0
Intergovernmental Revenue	\$283,614	\$246,582	\$186,758	\$0	\$186,758
Charges for Service	\$0	\$0	\$0	\$0	\$0
Miscellaneous Revenue	\$0	\$0	\$0	\$0	\$0
Other Financing Sources	\$0	\$0	\$0	\$0	\$0
Total Revenue	\$283,614	\$246,582	\$186,758	\$0	\$186,758
Salaries and Benefits	\$0	\$0	\$0	\$0	\$0
Services and Supplies	\$94,434	\$183,125	\$185,758	\$0	\$185,758
Other Charges	\$189,180	\$63,457	\$1,000	\$0	\$1,000
Fixed Assets	\$0	\$0	\$0	\$0	\$0
Other Financing Uses	\$0	\$0	\$0	\$0	\$0
Equity	\$0	\$0	\$0	\$0	\$0
Intrafund	\$0	\$0	\$0	\$0	\$0
Contingencies	\$0	\$0	\$0	\$0	\$0
Gross Costs	\$283,614	\$246,582	\$186,758	\$0	\$186,758
Fund Balance	\$0	\$0	\$0	\$0	\$0
Net County Cost	\$0	\$0	\$0	\$0	\$0

PROGRAM DISCUSSION

At the proposed level of funding, the JAG grants will provide revenue to fund a portion of Modesto Police Officer overtime and a portion of a Deputy Sheriff position assigned as a School Resource Officer for Tuolumne Elementary School. The JAG grants will provide revenue to the Modesto Police

Department to purchase computer software and personal recording devices during Fiscal Year 2013-2014.

STAFFING RECOMMENDATIONS

Adopted Proposed Budget

Total current authorized positions— 0

Final Budget

There are no recommended changes to the current level of staffing.

BUDGET RECOMMENDATIONS

Adopted Proposed Budget

It is recommended that a budget of \$186,758 be approved for Sheriff – Justice Assistance Grant. This budget is funded from \$186,758 in estimated revenue from Federal grant funds.

Final Budget

There are no recommended changes in funding to this budget.

STANISLAUS COUNTY, CALIFORNIA
Fiscal Year 2013-2014



CRIMINAL JUSTICE/PUBLIC PROTECTION
Other Protection

SHERIFF—OPERATIONS

Budget Unit 0100 0028200
 General Fund

SERVICES PROVIDED

The Sheriff – Operations budget provides funding for law enforcement services in the unincorporated areas of Stanislaus County, including but not limited to the communities of Denair, Del Rio, Empire, Keyes, Knights Ferry and Salida. These services include Sheriff’s Patrol, Detectives, Juvenile Services, Security Services, Records and Drug Enforcement. This budget also funds the Sheriff’s Coroner’s Office and Public Administrator. The Sheriff’s Department will continue to maintain its role in the fight against terrorism, with efforts aimed against terrorism in Stanislaus County as well as the State of California.

The Operations Division also includes the Sheriff’s Civil Division that provides timely and accurate civil process service to the citizens of Stanislaus County. The Division processes, serves and levies on monies, property and other court judgments in accordance with properly issued court orders.

The Patrol Division budget has been separated into the following divisions to enable the Sheriff’s Department to better account for revenue and expenditures: Air Support, Bomb Team, K-9 Unit, Special Weapons and Tactics (SWAT), Dive Team, Mounted Unit, Reservoir Unit, Off Highway Vehicles Enforcement Team (OHVET), Critical Response Team, Volunteers, High Intensity Drug Trafficking Area (HIDTA), Property and Evidence, the Identification Unit, the Community Resource Deputies Crime Reduction Team and the Sheriff’s Team Investigating Narcotics and Gangs (STING).

Sheriff - Operations					
Classification	2011-2012 Actual	2012-2013 Actual	2013-2014 Adopted Proposed	2013-2014 Recommended Adjustments	2013-2014 Recommended Final Budget
Taxes	\$0	\$0	\$0	\$0	\$0
Licenses, Permits, Franchises	\$197,856	\$230,335	\$234,000	\$0	\$234,000
Fines, Forfeitures, Penalties	\$27,542	\$21,159	\$24,000	\$0	\$24,000
Revenue from use of Assets	\$1	\$0	\$0	\$0	\$0
Intergovernmental Revenue	\$1,556,056	\$1,608,426	\$1,101,480	\$0	\$1,101,480
Charges for Service	\$1,343,696	\$1,736,137	\$1,332,230	\$0	\$1,332,230
Miscellaneous Revenue	\$72,183	\$68,174	\$629,565	\$0	\$629,565
Other Financing Sources	\$0	\$415	\$232,399	\$0	\$232,399
Total Revenue	\$3,197,334	\$3,664,646	\$3,553,674	\$0	\$3,553,674
Salaries and Benefits	\$15,072,527	\$17,058,927	\$16,755,465	\$4,631,415	\$21,386,880
Services and Supplies	\$3,331,539	\$4,765,812	\$4,625,647	\$0	\$4,625,647
Other Charges	\$2,112,027	\$1,891,405	\$2,742,594	\$0	\$2,742,594
Fixed Assets					
Equipment	\$626,890	\$993,955	\$1,552,200	\$0	\$1,552,200
Other Financing Uses	\$751,214	\$0	\$0	\$0	\$0
Equity	\$0	\$0	\$0	\$0	\$0
Intrafund	(\$580,900)	(\$589,511)	(\$593,200)	\$0	(\$593,200)
Contingencies	\$0	\$0	\$0	\$0	\$0
Gross Costs	\$21,313,297	\$24,120,588	\$25,082,706	\$4,631,415	\$29,714,121
Fund Balance	\$0	\$0	\$0	\$0	\$0
Net County Cost	\$18,115,963	\$20,455,942	\$21,529,032	\$4,631,415	\$26,160,447

PROGRAM DISCUSSION

At the proposed level of funding, the Sheriff's Operations Division will maintain minimal Patrol services for the entire County. For the Department to achieve the targeted net county cost reductions and cost increases during Fiscal Year 2013-2014, \$4,631,415 of carry forward savings from Fiscal Year 2009-2013 will be used to balance the budget.

This budget includes revenue and expense appropriations of \$300,000 from the COPS Technology Grant for SR911 radio infrastructure improvement. A portion of this project, \$350,738 was approved by the Board of Supervisors in Fiscal Year 2008-2009 in Board Agenda Item #2008-757 and the other portion, \$300,000 was approved by the Board of Supervisors in Fiscal Year 2010-2011 in Board Agenda Item #2010-665. The first project for \$350,738 has been incurred to date.

Revenue and expense appropriations of \$350,000 for a security system and card access system are included in this budget. The revenue will be transferred from the Sheriff's Department Asset Forfeiture Trust funds to fund this project. The Sheriff's Department receives Asset Forfeiture Trust funds from asset seizures that have been through the adjudication process of the District Attorney's Office or the Federal government. These funds may be used at the discretion of the Sheriff for one-time law enforcement needs. The payment of salaries and benefits for current permanent law enforcement personnel is not permitted. The current balance of Asset Forfeiture Trust funds is \$489,089. The use of \$350,000 for this security system will leave a fund balance of \$139,089.

As part of the 2013-2014 Recommended Proposed Budget, the Sheriff's Department is fully funded to fill all Deputy Sheriff positions. The Department's background and recruitment staff has worked diligently to fill the vacant positions by focusing recruitment efforts towards new Deputy Sheriff trainee applicants. Approval will give the Sheriff the opportunity to transition trainees through the academy to ensure sufficient resources are available to fill positions as regular turnover in the Department occurs. The ability to over hire for Deputy Sheriff positions, guarantees that staff will be available to meet the public safety needs of the Department. As of this writing, the Sheriff's Department has five (5) Deputy Sheriff vacancies with three in background to be hired shortly. The Department is scheduled to send thirteen (13) more trainees to the academy in June 2013 and plans for more trainees in January 2014.

To assist in filling the vacant positions on Patrol the Department will not renew School Resource Officer (SRO) contracts with Chatom and Denair Unified School Districts, Modesto City Schools, and Stanislaus County Office of Education (SCOE). This will return three (3) Deputy Sheriffs to Patrol.

STAFFING RECOMMENDATIONS

Adopted Proposed Budget

The Department is requesting to add one new Crime Analyst Technician position to the Identification (ID) Unit. The existing Crime Analyst Technician positions are consistently working overtime to complete the daily tasks and there is sufficient workload to add an additional position due to the increase in criminal activity.

The Department is also requesting to restore one Lieutenant position to the Civil Division to evaluate and modify the processes to enhance efficiency and safety for both staff and the community.

The Department is further requesting to transfer in one Sergeant position, four Deputy Sheriff positions, three Legal Clerk III positions, one Legal Clerk IV position, and one Supervising Legal Clerk II position from Detention to align the positions with the correct budget unit.

The Department is requesting to add one new block budgeted Legal Clerk III position in the Civil Division. The duties associated with this position are currently being performed by an extra help employee working 40 hours per week. The Department is also requesting to add two new block budgeted Administrative Clerk II positions to replace extra help employees working 40 hours per week in the Records Division. There is a need to continue on a full-time basis and the new positions will assure stability in staffing.

The Department is requesting to double fill up to six Deputy Sheriff positions in Operations for the 2013-2014 Fiscal Year. The Department continues to experience high turnover and a lack of Peace Officer Standards and Training (POST) qualified candidates to fill vacant deputy positions. The extensive hiring/background process and the additional time required to send trainees to the POST Basic Academy training challenges the department to stay ahead of the high turnover rate in the current job market. Allowing the department to double fill up to six Deputy Sheriff positions will provide the Sheriff with the opportunity to transition trainees through the academy to ensure sufficient resources are available to fill positions as regular turnover in the department occurs. The ability to over hire for Deputy Sheriff positions guarantees there will be staff available to meet the public safety needs of the Department. It is recommended to allow the Sheriff's Department to double fill up to six Deputy Sheriff positions in the 2013-2014 Fiscal Year.

Total current authorized positions— 148

It is recommended to add one new Crime Analyst Technician, one new block budgeted Legal Clerk III position, and two new block budgeted Administrative Clerk II positions. It is also recommended to restore one unfunded Lieutenant position. It is further recommended to transfer in one Sergeant position, four Deputy Sheriff positions, three Legal Clerk III positions, one Legal Clerk IV position, and one Supervising Legal Clerk II position from Detention.

Total recommended authorized positions— 163

Final Budget

There are no recommended changes to the current level of staffing.

BUDGET RECOMMENDATIONS

Adopted Proposed Budget

It is recommended that a budget of \$25,082,706 be approved for Sheriff – Operations. This budget is funded from \$3,553,674 in estimated department revenue and a \$21,529,032 contribution from the General Fund. The Department assumed the additional use of approximately \$4,631,415 of prior year General Fund net county cost savings to fully fund the projected 2013-2014 budget. The total General Fund net county cost savings will be included in the Final Budget.

Final Budget

Departments that achieved savings in appropriations are able to carry forward 100% of their unused net county cost savings from prior fiscal years and 75% of their 2012-2013 net county cost savings. The Department is requesting an increase in appropriations of \$4,631,415 to reflect the carry forward of net county cost savings earned in prior fiscal years.

The Department is planning to use \$4,631,415 to offset cost increases for retirement, general liability insurance, fuel, utilities, the 1% salary restoration approved by the Board on July 2, 2013, and several new positions for the Sheriff's Team Investigating Narcotics and Gangs (STING) Unit.

STANISLAUS COUNTY, CALIFORNIA
Fiscal Year 2013-2014



CRIMINAL JUSTICE/PUBLIC PROTECTION
Police Protection

SHERIFF—VEHICLE THEFT UNIT

Budget Unit 1715 0028825
 Special Revenue Fund

SERVICES PROVIDED

The Vehicle Theft Unit targets all vehicle-related cases including car jackings, attempted murders, murders and kidnappings during an auto theft. The program focuses on investigation, arrests, and obtaining felony convictions and longer prison sentences for repeat offenders. This is carried out through multi-jurisdictional cooperation with law enforcement agencies throughout the State and constant contact with the Stanislaus County Auto Theft Task Force (StanCATT). The program provides funding for personnel costs for the Sheriff, the District Attorney and several other agencies that provide staffing for this unit, including the Ceres and Modesto Police Departments.

FUND/CASH BALANCE

As of July 1, 2013, this fund has a positive fund balance of \$102,592 compared to the July 1, 2012 fund balance of \$77,148. This increase is primarily due to a decrease in salaries and employee benefits. The Department anticipates using \$23,621 of fund balance in Fiscal Year 2013-2014 to purchase equipment and reimburse overtime to the California Highway Patrol for officers assisting the task force. Cash is tracking similar to fund balance.

Sheriff - Vehicle Theft Unit					
Classification	2011-2012 Actual	2012-2013 Actual	2013-2014 Adopted Proposed	2013-2014 Recommended Adjustments	2013-2014 Recommended Final Budget
Taxes	\$0	\$0	\$0	\$0	\$0
Licenses, Permits, Franchises	\$0	\$0	\$0	\$0	\$0
Fines, Forfeitures, Penalties	\$0	\$0	\$0	\$0	\$0
Revenue from use of Assets	\$0	\$0	\$0	\$0	\$0
Intergovernmental Revenue	\$416,708	\$418,011	\$415,000	\$0	\$415,000
Charges for Service	\$832	\$0	\$0	\$0	\$0
Miscellaneous Revenue	\$8,000	\$4,007	\$5,000	\$0	\$5,000
Other Financing Sources	\$0	\$0	\$0	\$0	\$0
Total Revenue	\$425,540	\$422,018	\$420,000	\$0	\$420,000
Salaries and Benefits	\$104,248	\$82,233	\$129,287	\$0	\$129,287
Services and Supplies	\$119,264	\$129,946	\$111,876	\$0	\$111,876
Other Charges	\$184,587	\$184,395	\$202,458	\$0	\$202,458
Fixed Assets					
Equipment	\$23,408	\$0	\$0	\$0	\$0
Other Financing Uses	\$6,959	\$0	\$0	\$0	\$0
Equity	\$0	\$0	\$0	\$0	\$0
Intrafund	\$0	\$0	\$0	\$0	\$0
Contingencies	\$0	\$0	\$0	\$0	\$0
Gross Costs	\$438,466	\$396,574	\$443,621	\$0	\$443,621
Fund Balance	\$12,926	(\$25,444)	\$23,621	\$0	\$23,621
Net County Cost	\$0	\$0	\$0	\$0	\$0

PROGRAM DISCUSSION

At the proposed level of funding, the Stanislaus County Auto Theft Task Force (StanCATT) will continue efforts toward deterrence and investigation of vehicle theft crimes. This program is fully funded by a dedicated revenue source resulting from a State collected \$1 vehicle license fee assessment that expires on January 1, 2018.

STAFFING RECOMMENDATIONS

Adopted Proposed Budget

Total current authorized positions— 1

There are no recommended changes to the current level of staffing.

Total recommended authorized positions— 1

Final Budget

There are no recommended changes to the current level of staffing.

BUDGET RECOMMENDATIONS

Adopted Proposed Budget

It is recommended that a budget of \$443,621 be approved for Sheriff – Vehicle Theft Unit. This budget is funded from \$420,000 in estimated department revenue and \$23,621 in departmental fund balance.

Final Budget

There are no recommended changes in funding to this budget.



A Healthy Community

Area Agency on Aging/Veterans' Services
Behavioral Health and Recovery Services
Child Support Services
Children and Families Commission
Community Services Agency
Health Services Agency

A Healthy Community

A healthy community is vital to the quality of life for our residents. The primary focus on protecting and promoting the physical safety of our residents includes preventing disease, disability and death. Protecting emotional safety focuses on the social problems that include homelessness, incarceration, and fragmented families with financial and emotional needs. An emphasis on prevention helps to improve the quality of life for those served. Resources dedicated to prevention



allow a broader population to be served than the resources required for direct service. Audits and external oversight of State and Federal mandated programs demonstrates that County agencies are effectively administering these services.

- ◆ The Area Agency on Aging plans and coordinates senior services to promote independence and self-sufficiency. Veterans' Services provides assistance and advocacy to the men and women who served in the Armed Forces of America, their dependents and survivors;
- ◆ Behavioral Health and Recovery Services provides outpatient and residential behavioral health services to promote emotional health and recovery;
- ◆ The Department of Child Support Services enforces child support orders and establishes and enforces paternity orders;
- ◆ The Children and Families Commission funds education, health and child care programs that promote early childhood development, from prenatal through age five;
- ◆ The Community Services Agency operates social welfare programs including protective services for children and adults, temporary financial assistance to those in need, emergency food assistance, foster care and adoptions; and
- ◆ The Health Services Agency is responsible for health care services to those eligible through a clinic system providing primary care, specialty care and ancillary services such as pharmacy and rehabilitation. The Public Health Division of the Health Services Agency is responsible for assessing, measuring, reporting and monitoring the health status of the community.

FISCAL YEAR 2013-2014 ISSUES

The 2013-2014 Final Budget recommends \$505,565,716 in appropriations for this priority area. These expenditures are funded by a combination of \$481,060,001 in department revenue, \$20,189,676 in revenue from the General Fund and \$4,316,039 in fund balance/retained earnings. The net General Fund revenue allocation for Behavioral Health and Recovery Services' programs including Mental Health, and Public Guardian is \$1,949,372; for the Community Services Agency programs including General Assistance, In-Home Supportive Services Provider wages, Public Authority benefits, Public Economic Assistance, and Services and Support, the net General Fund revenue allocation is \$11,314,440; for the Health Services Agency programs including Clinics and Ancillary Services, Indigent Health Care, and Public Health, the net General Fund revenue allocation is \$6,369,959.

Area Agency on Aging (AAA) will receive a reduction in Older Americans Act (OAA) funding of \$132,853. Although this reduction of approximately 8% is significant, contracting service providers will utilize other funding sources, such as donations, to offset the funding reductions to prevent an impact to program service levels. Howard Training Center (HTC), the Senior Meals Program provider, has committed to using community and participant donations and fundraising revenue to provide one additional day per week (for a total of four days a week) of meal service at ten of the fourteen Senior Meals sites. The cost of providing the additional meals will be covered by HTC, and is above the amount of meals contracted with the AAA.

BHRS continues to work with the Chief Executive Office on implementing strategies that reduce costs and preserve scarce reserves. This includes implementation of elements of the strategic plan for the 24/7 Secure Mental Health Services that was approved by the Board of Supervisors in November 2012, that recommended development of a continuum of care. The centerpiece of the continuum is the development of a 16-bed Psychiatric Health Facility (PHF) to provide a lower cost option for hospitalizations to help mitigate the County's costs for services needed. The PHF is anticipated to be ready for full operation in 2014. Development of a crisis stabilization unit that would relieve certain hospital admissions and emergency room pressure is also in process of being implemented. Although such cost-reduction strategies are underway, it is anticipated that there will be significant exposures in Managed Care in the upcoming budget year. Additionally, County Match of \$547,436 was included in the Adopted Proposed Budget for the Public Guardian. This mandated match requirement was historically funded by BHRS departmental fund balance, but is a General Fund obligation.

In Community Services Agency (CSA) the Final Budget totals \$305.8 million, an overall increase of approximately \$6 million over the 2013-2014 Adopted Proposed Budget. This increase is funded by new allocations provided through

the Final State Budget, primarily for the implementation of Health Care Reform and Welfare to Work early engagement, family support and subsidized employment. Also included in this budget is \$49,500 for three additional Sober Living beds. County Match for this non-mandated service totals \$14,850 and will be paid through a partner contribution by Nirvana.

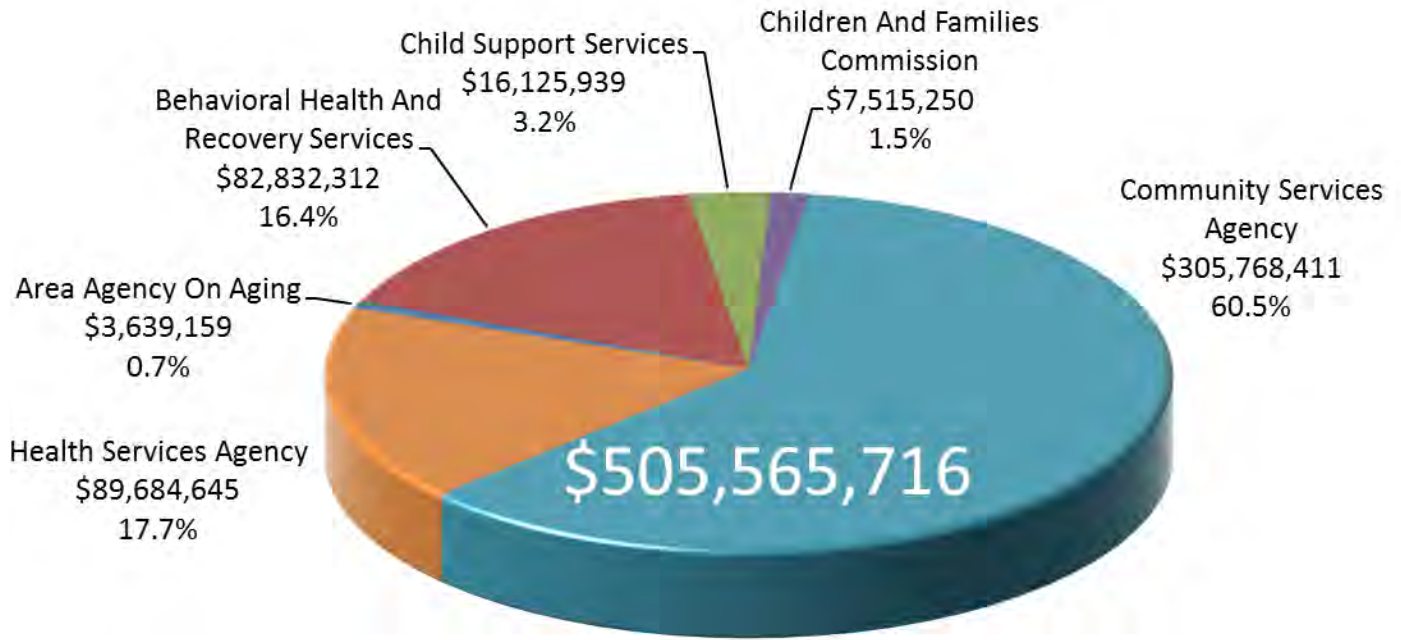
The Health Services Agency's Final Budget totals \$89.7 million and includes a reduction of \$3.3 million in the Indigent Health Care Program for the implementation and first six months of the Affordable Care Act and Medi-Cal expansion, set to begin January 1, 2014. Also included is an increase of \$3.2 million in the Clinics and Ancillary Services division to implement an Intergovernmental Transfer program. Similar to Fiscal Year 2012-2013, the Health Services Agency anticipates that it will be unable to maintain the required level of services to qualified Medically Indigent Adults (MIA) or meet the County's mandated requirements without an additional General Fund contribution during the fiscal year. In Fiscal Year 2012-2013, retained earnings from Clinics and Ancillary Services were used to address the full exposure, however, for Fiscal Year 2013-2014 it is anticipated that a significant County contribution will be required.

Funding is not included for the additional needs identified for Behavioral Health and Recovery Services and the Health Services Agency; however, the Match Contingency Fund funded initially at approximately \$4.8 million has been reserved as a possible source for these increased exposures and funding of these critical programs for the upcoming fiscal year.

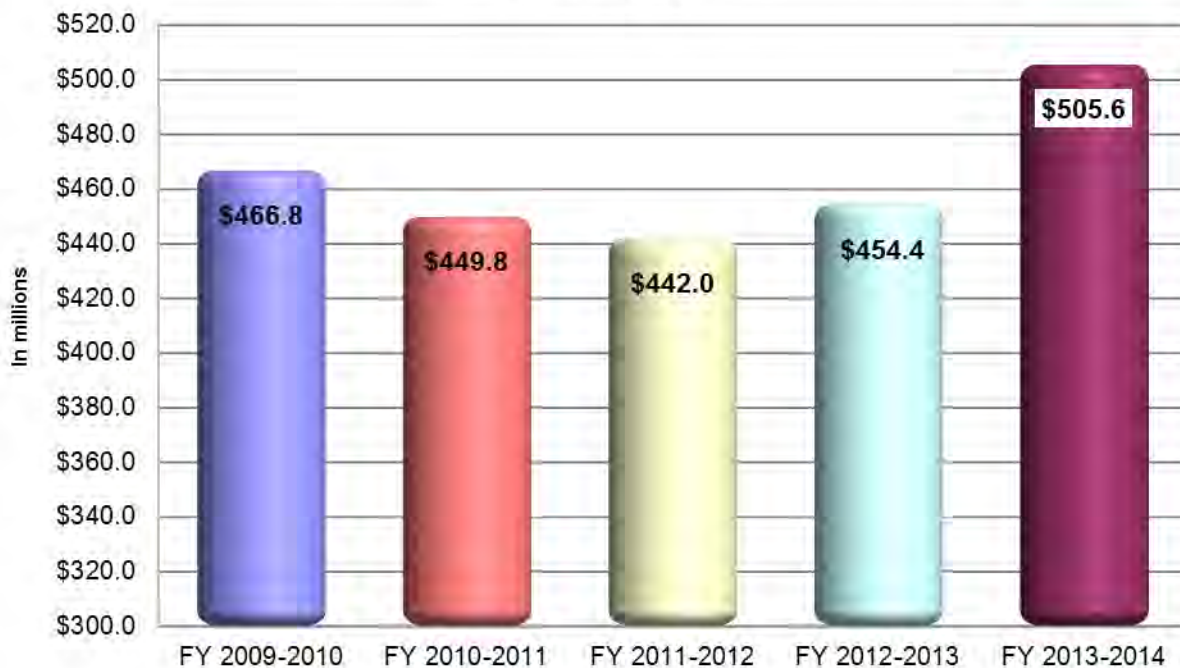


A Healthy Community

Recommended Appropriations Fiscal Year 2013-2014



Five Year Comparison of Appropriations Final Budget





A Healthy Community

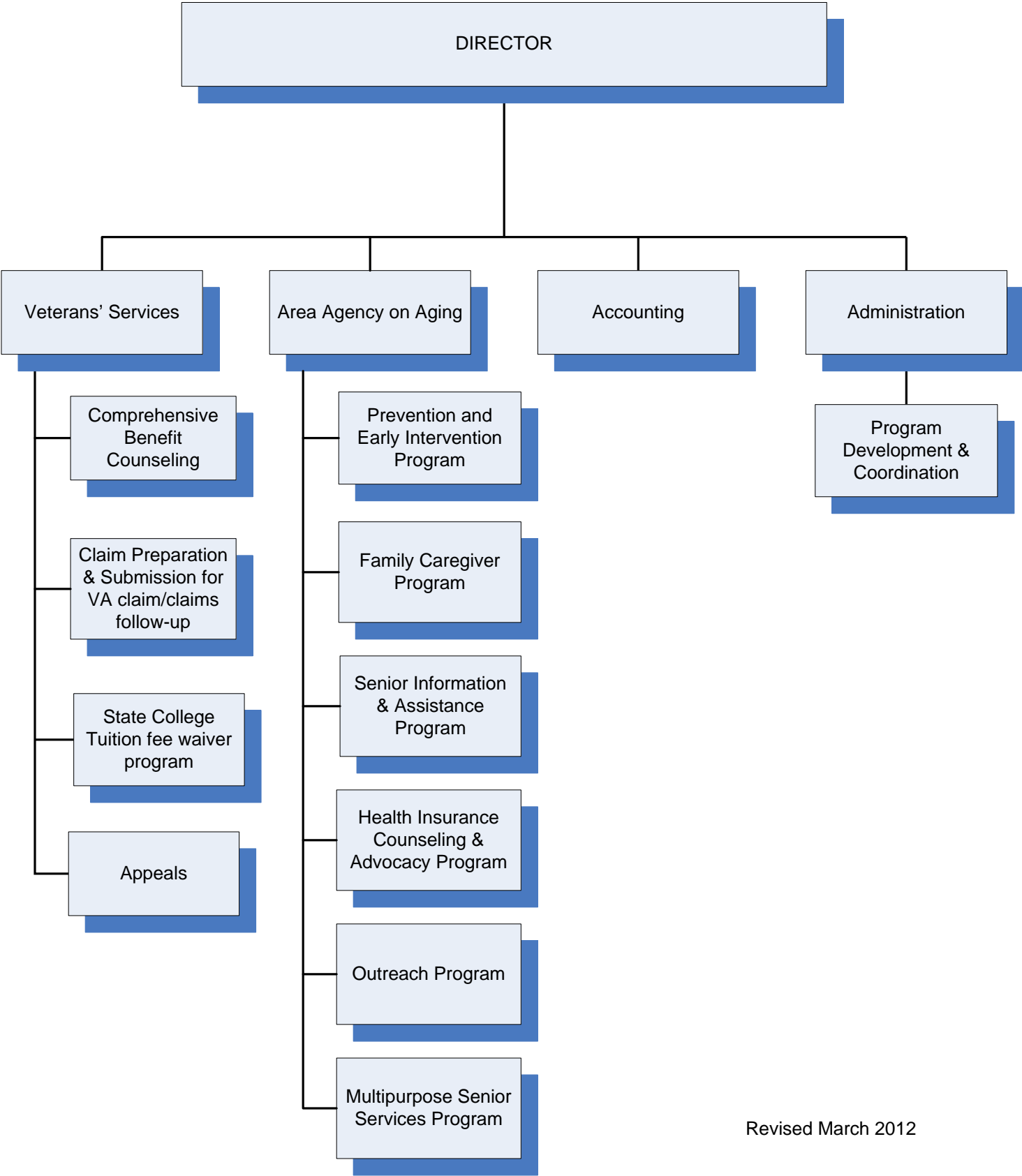
				Recommended 2013-2014
PAGE				
AREA AGENCY ON AGING				\$3,639,159
	Fund	Org		
221	1051	0031000	Area Agency on Aging	\$3,290,676
225	0100	0032000	Veterans' Services	\$348,483
BEHAVIORAL HEALTH AND RECOVERY SERVICES				\$82,832,312
	Fund	Org		
231	1501	6000000	Behavioral Health and Recovery Services	\$42,817,646
235	1502	6500001	Alcohol and Drug Program	\$6,768,224
238	1504	6400001	Managed Care	\$8,089,240
242	1507	6800000	Mental Health Services Act (MHSA)	\$21,623,641
245	1503	6030000	Public Guardian	\$1,229,013
248	1505	6700001	Stanislaus Recovery Center	\$2,304,548
CHILD SUPPORT SERVICES				\$16,125,939
	Fund	Org		
253	1071	0240000	Child Support Services	\$16,125,939
CHILDREN AND FAMILIES COMMISSION				\$7,515,250
	Fund	Org		
259	1755	0016140	Children and Families Commission	\$7,515,250
COMMUNITY SERVICES AGENCY				\$305,768,411
	Fund	Org		
264	1631	0045050	Services and Support	\$132,593,974
277	1637	0045961	County Children's Fund	\$243,678
279	1633	0045901	General Assistance	\$812,202
282	1640	0045980	IHSS Public Authority--Administration	\$538,048
284	1641	0045990	IHSS Public Authority--Benefits	\$3,840,472
287	1642	0045992	IHSS Provider Wages	\$63,073,904
290	1636	0045951	Integrated Children's Services	\$232,768
293	1632	0045801	Public Economic Assistance	\$104,433,365
299	1634	0045851	Seriously Emotionally Disturbed Children	\$0



A Healthy Community

PAGE				Recommended
				2013-2014
HEALTH SERVICES AGENCY				\$89,684,645
	Fund	Org		
304	1401	1301000	Administration	\$7,182,525
306	4051	1010001	Clinics and Ancillary Services	\$45,289,068
310	1429	1210001	Emergency Medical Services Discretionary Fund	\$253,752
312	1404	1501000	Indigent Health Care Program	\$9,993,017
318	1423	1500002	IHCP-California Healthcare for Indigents-CHIP	\$0
320	1434	1500010	IHCP-Emergency Medical Services Hospital	\$252,358
322	1435	1500020	IHCP-Emergency Medical Services Physicians	\$581,067
324	1402	1200001	Public Health	\$26,112,858
327	1428	1250001	Public Health - Vital and Health Statistics	\$20,000
TOTAL				\$505,565,716

**STANISLAUS COUNTY
AREA AGENCY ON AGING**



Revised March 2012

STANISLAUS COUNTY, CALIFORNIA
Fiscal Year 2013-2014
HUMAN SERVICES
Other Assistance



AREA AGENCY ON AGING
Margie Palomino, Director

BUDGET AT A GLANCE	
Gross Costs	\$3,639,159
Total Revenue	\$3,083,254
Fund Balance/Retained Earnings	\$0
Net County Cost	\$555,905
Total Recommended Staffing	16
% Funded by Local Discretionary Funds	15.3%

MISSION STATEMENT

The Mission of the Department of Aging and Veterans Services is to help seniors and veterans obtain the services and benefits they need to live secure, healthy and independent lives.

ACCOMPLISHMENTS AND OBJECTIVES

The Accomplishments of 2012-2013 and Objectives for the 2013-2014 Fiscal Year for Area Agency on Aging include:

FISCAL YEAR 2012-2013 ACCOMPLISHMENTS	FISCAL YEAR 2013-2014 OBJECTIVES
<ul style="list-style-type: none"> ◆ Continued to coordinate with various government and community agencies to meet the growing needs of the senior population. The agencies included the Coordinated Transportation Services Agency, Stanislaus Council of Governments, Stanislaus Elder Abuse Prevention Alliance (SEAPA) and the Modesto Irrigation District. ◆ Implemented and expanded the depression Prevention and Early Intervention Programs in coordination with the Behavioral Health and Recovery Services department. ◆ Assisted in the implementation of the SNAP Ed and Green Bag Programs with the Healthy Aging Association to provide fresh fruits and vegetables and nutrition education to senior citizens. ◆ Provided staff support and assisted in developing goals and objectives with the newly formed Veterans Advisory Commission. ◆ Continued to participate with and provide support to the Stanislaus Senior Foundation- the non-profit created to augment services for seniors with extremely limited income and support. ◆ Co-sponsored, with the Healthy Aging Association, the 10th Annual Healthy Aging and Fall Prevention Summit. ◆ Participated with the Healthy Aging 	<ul style="list-style-type: none"> ◆ Continue programs and services listed previously as well as work with local radio stations to produce public service announcements regarding available programs and services of the Area Agency on Aging. ◆ Recruit additional bilingual volunteers to serve on the Commission on Aging and assist with the various programs of the Area Agency on Aging. ◆ Coordinate with Adult Protective Services to handle special cases that are referred through the Prevention and Early Intervention Programs and our Information and Assistance Program. ◆ Continue to give staff support for the monthly meetings of the Veterans Advisory Commission. ◆ Work with the Veterans Advisory Commission Transportation Committee and the Consolidated Transportation Services Agency to develop a transportation program that will serve the needs of home-bound veterans to access medical services. ◆ Coordinate with the staff of the Multipurpose Senior Services Program (MSSP) to utilize social work and nursing student interns in the Prevention and Early Intervention Programs.

<p>Association, with a grant from the SCAN Foundation to prepare for changes in the federal health plan changes, Dual Demonstration Project for Medicare/MediCal beneficiaries.</p> <ul style="list-style-type: none">◆ Continued outreach efforts throughout the County through the work of the Health Insurance Counseling and Advocacy Program (HICAP) and SEAPA elder abuse prevention events.	
--	--

BUDGETS WITHIN AREA AGENCY ON AGING INCLUDE:

- ◆ Area Agency on Aging
- ◆ Veterans' Services

STANISLAUS COUNTY, CALIFORNIA
Fiscal Year 2013-2014
HUMAN SERVICES
Other Assistance



AREA AGENCY ON AGING

Budget Unit 1051 0031000
Special Revenue Fund

SERVICES PROVIDED

The Area Agency on Aging (AAA), in accordance with the Older Americans Act (OAA), serves as a visible and effective advocate for older individuals and provides local leadership in accomplishing State and Federal program goals. The AAA also plans and coordinates senior services in Stanislaus County, providing those services either directly or through contracts to approximately 12,000 seniors with priority to those who are low income, frail, minority, and/or at risk of losing their independence. Senior Information and Assistance, Outreach, Family Caregiver Support Program, Multipurpose Senior Services Program (MSSP), and the Health Insurance Counseling and Advocacy Program (HICAP) are provided as direct services. All other OAA programs and services are contracted to local service providers, including: Congregate and Home-Delivered Meals, Legal Assistance, Ombudsman, Elder Abuse Prevention, Homemaker, Respite Care, Employment, Disease Prevention and Health Promotion (Young at Heart Exercise Program), and Assisted Transportation.

The AAA also offers staff support to its advisory board, the Commission on Aging; to the Services to Stanislaus Older Adults Advisory Council (STO AAC); the Veterans Advisory Commission; and to the Stanislaus Senior Coalition.

FUND/CASH BALANCE

As stated, in the Adopted Proposed Budget the Department projected a positive fund balance of \$376,000 compared to the July 1, 2012 positive balance of \$470,978 due to a decrease in Federal Older Americans Act funding. The actual fund balance as of July 1, 2013 was \$709,550. The difference in the projection and the actual fund balance is due to the timing of receipt of full contract amounts for most programs.

Also stated in the Adopted Proposed Budget, cash was estimated to be a positive \$325,000 as of July 1, 2013 compared to the \$371,483 positive cash balance on July 1, 2012 due to the timing of receipt of State and federal funding. The actual cash balance as of July 1, 2013 was \$615,314. The difference in the projection and the actual cash balance is due to the timing of receipt of full contract amounts for most of the programs.

Area Agency on Aging					
Classification	2011-2012 Actual	2012-2013 Actual	2013-2014 Adopted Proposed	2013-2014 Recommended Adjustments	2013-2014 Recommended Final Budget
Taxes	\$0	\$0	\$0	\$0	\$0
Licenses, Permits, Franchises	\$0	\$0	\$0	\$0	\$0
Fines, Forfeitures, Penalties	\$0	\$0	\$0	\$0	\$0
Revenue from use of Assets	\$4,082	\$3,442	\$0	\$0	\$0
Intergovernmental Revenue	\$2,771,549	\$2,831,611	\$2,654,608	\$24,949	\$2,679,557
Charges for Service	\$273,193	\$339,728	\$312,000	\$0	\$312,000
Miscellaneous Revenue	\$10,836	\$25,947	\$6,197	\$0	\$6,197
Other Financing Sources	\$0	\$44,130	\$0	\$0	\$0
Total Revenue	\$3,059,660	\$3,244,858	\$2,972,805	\$24,949	\$2,997,754
Salaries and Benefits	\$1,101,910	\$1,298,670	\$1,338,650	\$0	\$1,338,650
Services and Supplies	\$342,832	\$340,397	\$281,937	(\$11,783)	\$270,154
Other Charges	\$1,799,246	\$1,670,500	\$1,645,140	\$36,732	\$1,681,872
Fixed Assets					
Equipment	\$0	\$44,130	\$0	\$0	\$0
Other Financing Uses	\$32,624	\$0	\$0	\$0	\$0
Equity	\$0	\$0	\$0	\$0	\$0
Intrafund	\$0	\$0	\$0	\$0	\$0
Contingencies	\$0	\$0	\$0	\$0	\$0
Gross Costs	\$3,276,612	\$3,353,697	\$3,265,727	\$24,949	\$3,290,676
Fund Balance	(\$75,970)	(\$184,083)	\$0	\$0	\$0
Net County Cost	\$292,922	\$292,922	\$292,922	\$0	\$292,922

PROGRAM DISCUSSION

At the proposed level of funding, the Area Agency on Aging (AAA) anticipates maintaining the same level of service. The Department anticipates a reduction of approximately 7.2% or (\$126,553) in Older Americans Act (OAA) funding as a result of the Federal Sequestration. Overall, the reduction applies to all direct and contracted OAA services. As each individual program is impacted differently, the Department is uncertain at this time what specific services will be impacted and the extent of the reduction. The reduction in funding and the number of service units for each program will be included in the service providers' contract for Fiscal Year 2013-2014. However, the AAA will continue to work closely with each service provider to try to minimize the impact these reductions will have on seniors in the County.

The AAA will continue to monitor and limit the number of senior meals it reimburses, on a monthly basis, to its service provider. This cost-controlling measure, which was implemented in Fiscal Year 2012-2013, has resulted in some savings during the year, which the AAA anticipates applying to Fiscal Year 2013-2014 to offset the Federal Sequestration reductions, thereby, minimizing the impact on the number of senior meals served. At a very minimum, the AAA will serve the same number of meals, 48,000 for Congregate Meals C-1 and 135,600 for Home-Delivered Meals C-2 in Fiscal Year 2013-2014.

The Sequestration reduction will also impact the Health Insurance Counseling and Advocacy Program (HICAP), although the AAA has not been notified the amount of the funding reduction for this program. However, in order to balance the HICAP budget and to be in compliance with staffing requirements, the AAA is proposing to delete a vacant Community Health Worker III position (HICAP Counselor). The HICAP Program Manual does not specify the number of Counselors for the program. The staffing requirement regarding the use of paid staff and volunteers is that "all persons affiliated with the program who are counseling are trained and registered with the State as HICAP Counselors in accordance with law, regulation, and the HICAP Program Manual." However, the Manual does specify program staffing to include a Program Manager at least 32 hours per week and a half-time paid Volunteer Coordinator. The program has assigned a Social Worker II as the HICAP Manager, but does not have anyone performing the activities of the HICAP Volunteer Coordinator. At a recent audit by the California Department of Aging (CDA), the issue was brought up as a potential finding. In the Final Budget, the Department will present a request to expand the current part-time Director of Volunteer Services

(funded out of the Prevention and Early Intervention grant) to a full-time Volunteer Coordinator position funded by both programs to meet this need.

The AAA will continue to be involved and expand the numerous partnerships and collaborations with community organizations and other County departments. The AAA and the Healthy Aging Association will host the 11th Annual Healthy Aging and Fall Prevention Summit in October 2013. The AAA will continue to be an active member of the Stanislaus Senior Foundation, the Stanislaus Senior Fall Prevention Coalition, and the Stanislaus Elder Abuse Prevention Alliance (SEAPA). In addition, the AAA will continue to provide staff support to the Commission on Aging and the Veterans Advisory Commission.

The AAA will also continue to provide the Multipurpose Senior Services Program (MSSP). MSSP is a social/health services case management program designed to prevent or delay institutional placement of frail elderly, and will be fully funded by CDA. Although, the Department will retain all the full-time positions that are funded by the MSSP program, it is proposing to eliminate a part-time Social Worker II that was providing case management support to the MSSP Case Managers. The AAA had been utilizing OAA funding to support this part-time position, however, due to the Sequestration reductions, the AAA will no longer have the funding available to support it.

Lastly, the AAA will be receiving the same level of funding for Project Hope. Project Hope consists of four programs (PEARLS, Peer to Peer, Friendly Visitor and the Senior Center Without Walls) that provide emotional support and social visits to seniors who are experiencing emotional distress and loneliness due to health problems, loss of a loved one, severe stress, sadness or other life challenges. Project Hope is funded with Prevention and Early Intervention (PEI) funds from BHRS. Staffing for Project Hope will continue at the same levels: an existing Program Manager II will provide program oversight and a part-time (35 hours per week) Social Worker III, a part-time (20 hours per week) Social Worker II and a part-time (20 hours per week) Volunteer Coordinator will provide direct service to seniors.

STAFFING RECOMMENDATIONS

Adopted Proposed Budget

The Department is requesting to unfund one vacant Community Health Worker III position. Due to the Federal Sequestration, the funding levels for the Health Insurance Counseling and Advocacy Program (HICAP) will be reduced. In addition, during a recent audit the Agency was found to be out of compliance due to not having a designated Volunteer Coordinator. Both of these reasons have led to the decision to unfund one vacant Community Health Worker III position and create a part time Volunteer Coordinator position. These actions will allow the Department to balance their budget and for the agency to be in compliance with the audit findings.

Total current authorized positions— 13

It is recommended to unfund one vacant Community Health Worker III position.

Total recommended authorized positions— 12

Adopted Final Budget

There are no recommended changes to the current level of staffing.

BUDGET RECOMMENDATIONS

Adopted Proposed Budget

It is recommended that a budget of \$3,265,727 be approved for the Area Agency on Aging (AAA). This budget is funded from \$2,972,805 in estimated department revenue and a \$292,922 contribution from the General Fund.

Final Budget

The Area Agency on Aging is requesting an increase in appropriations and estimated revenue of \$24,949 due to a technical adjustment from the California Department of Aging (CDA) in funding received locally.

In addition, the Department has been notified of a reduction to Older Americans Act (OAA) funding related to the Federal Sequestration of \$132,853, slightly higher than the estimate at the Adopted Proposed Budget of \$126,553. This reduction will be applied to all of the OAA services and programs using the same funding formula that the AAA uses to appropriate funding. Although this reduction of approximately 8% is significant, contracting service providers will use other funding sources, such as donations, to offset the funding reductions to prevent an impact to program service levels.

Howard Training Center (HTC), the Senior Meals Program provider, has committed to using community and participant donations and fundraising revenue to provide one additional day per week (for a total of four days a week) of meal service at ten of the fourteen Senior Meals sites. Four sites (Modesto - Bodem, Ceres, Westley and Riverbank) will continue to serve meals three times a week, due to previously scheduled activities during lunch time. The cost of providing the additional meals will be covered by HTC, and is above the amount of meals contracted with the AAA.

The Sequestration reduction will also impact the Health Insurance Counseling and Advocacy Program (HICAP) with a total reduction of \$17,469. As part of the Adopted Proposed Budget, the AAA eliminated a vacant Community Health Worker III position, which generated significant savings to cover this reduction.



AAA—VETERANS' SERVICES

Budget Unit 0100 0032000
General Fund

SERVICES PROVIDED

The Veterans' Services Division assists veterans and their qualified dependents in obtaining Federal, State, and local benefits and provides counseling on Federal, State and local veterans' benefits, claim preparation and submission, claim follow-up, and initiation and development of appeals (when appropriate). Information and referral services to link veterans to other County and community services are also provided. The goal of these services is to maximize Federal/State benefits and reimbursements. Another crucial service provided to veterans is the College Fee Waiver Program. These services are provided to qualifying veterans whose dependents are attending colleges/universities in the California State University system. State subvention funds and discretionary General Fund revenue fund this program.

The compensation that veterans obtain from the Veterans Administration (VA) is 100% federally funded. In addition, the activities of the Veterans' Services Division bring in the following additional revenue to this County:

1. Approximately \$30 million per year in compensation, pensions, medical services, and vocational rehabilitation;
2. \$85,000 in State subvention funding; and
3. Approximately \$1,200,000 in savings to the County's General Fund by participating in the State Mandated Welfare Referral Program. This program requires the Veterans Services Office (VSO) to verify and make benefit entitlement determinations on all public assistance referrals (i.e. General Assistance, CalWORKS, Food Stamps and Medi-Cal) received from the Community Services Agency.

The Veterans' Services Office brings maximum return to the County for the funds expended in providing services to the veteran population. In addition to this revenue being spent in local businesses, the California Department of Finance estimates that approximately 16 cents of every award dollar represents new local tax revenue.

AAA - Veterans Services					
Classification	2011-2012 Actual	2012-2013 Actual	2013-2014 Adopted Proposed	2013-2014 Recommended Adjustments	2013-2014 Recommended Final Budget
Taxes	\$0	\$0	\$0	\$0	\$0
Licenses, Permits, Franchises	\$0	\$0	\$0	\$0	\$0
Fines, Forfeitures, Penalties	\$0	\$0	\$0	\$0	\$0
Revenue from use of Assets	\$0	\$0	\$0	\$0	\$0
Intergovernmental Revenue	\$87,085	\$83,533	\$85,000	\$0	\$85,000
Charges for Service	\$0	\$0	\$0	\$0	\$0
Miscellaneous Revenue	\$0	\$0	\$500	\$0	\$500
Other Financing Sources	\$0	\$0	\$0	\$0	\$0
Total Revenue	\$87,085	\$83,533	\$85,500	\$0	\$85,500
Salaries and Benefits	\$281,757	\$259,801	\$276,059	\$19,748	\$295,807
Services and Supplies	\$14,543	\$15,768	\$23,173	\$0	\$23,173
Other Charges	\$29,252	\$32,624	\$29,503	\$0	\$29,503
Fixed Assets	\$0	\$0	\$0	\$0	\$0
Other Financing Uses	\$8,638	\$0	\$0	\$0	\$0
Equity	\$0	\$0	\$0	\$0	\$0
Intrafund	\$0	\$5	\$0	\$0	\$0
Contingencies	\$0	\$0	\$0	\$0	\$0
Gross Costs	\$334,190	\$308,198	\$328,735	\$19,748	\$348,483
Fund Balance	\$0	\$0	\$0	\$0	\$0
Net County Cost	\$247,105	\$224,665	\$243,235	\$19,748	\$262,983

PROGRAM DISCUSSION

At the proposed level of funding, the Department can maintain the same level of service in terms of the number of veterans it serves during the year. The Area Agency on Aging will be able to support, on a very limited basis, a part-time staff to assist homebound veterans to enroll in services. However, due to the increase in the number of veterans returning from war, veterans seeking an appointment for the first time to enroll in VA services will potentially have to wait over a month to be seen.

The Veterans Advisory Commission was formed by the Board of Supervisors in April, 2012 to advise the Board generally on matters pertaining to veterans, hold informal public meetings, provide the public with information, and receive comments relative to veterans' issues. In its first year, the Commission has focused on the following veterans' issues: facilities; education and job placement; outreach; and transportation. The new Commission has increased awareness in the community regarding services available. This has been beneficial to many veterans who have been struggling financially and are now finding that they are entitled to retroactive benefits and pensions. As more veterans contact the Department for appointments, the Department continues to face the challenge of doing more with very limited funding.

STAFFING RECOMMENDATIONS

Adopted Proposed Budget

Total current authorized positions— 4

There are no recommended changes to the current level of staffing.

Total recommended authorized positions—4

Final Budget

There are no recommended changes to the current level of staffing.

BUDGET RECOMMENDATIONS

Adopted Proposed Budget

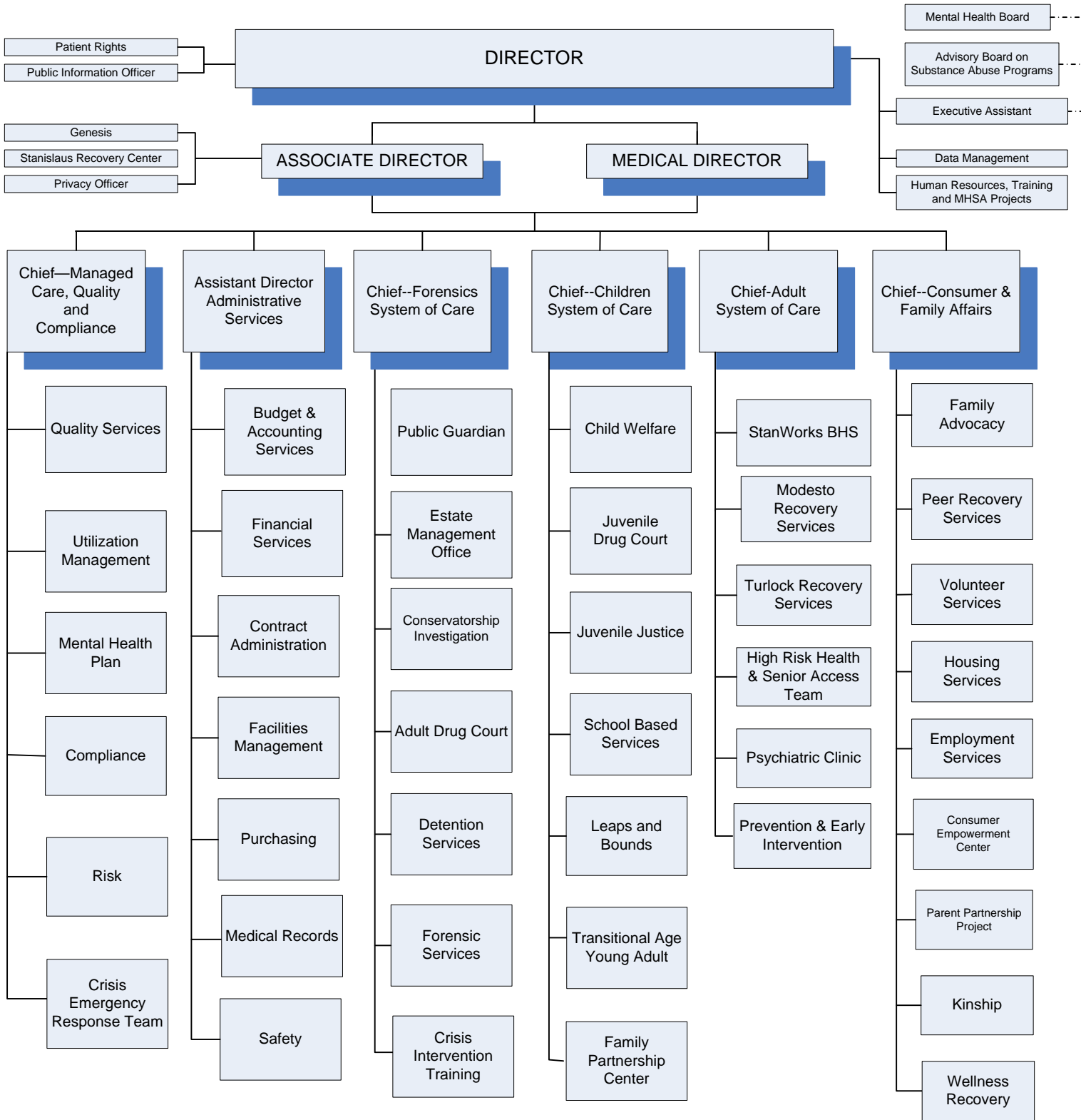
It is recommended that a budget of \$328,735 be approved for AAA-Veteran Services. This budget is funded from \$85,500 in estimated department revenue and a \$243,235 contribution from the General Fund.

Final Budget

Departments that achieved savings in appropriations are able to carry forward 100% of their unused net county cost savings from prior fiscal years and 75% of their 2012-2013 net county cost savings. The Department is requesting an increase in appropriations of \$19,748 to reflect the carry forward of net county cost savings earned in prior fiscal years.

The Department is planning to use this net county cost savings in the 2013-2014 Fiscal Year for staffing costs in the current year. This increase of \$19,748 is recommended to be funded from General Fund fund balance.

STANISLAUS COUNTY BEHAVIORAL HEALTH AND RECOVERY SERVICES



Revised April 2013



HUMAN SERVICES
Health

BEHAVIORAL HEALTH AND RECOVERY SERVICES
Madelyn Schlaepfer, PhD., Director

BUDGET AT A GLANCE

Gross Costs	\$82,832,312
Total Revenue	\$78,752,037
Fund Balance/Retained Earnings	\$2,130,903
Net County Cost	\$1,949,372
Total Recommended Staffing	371
% Funded by Local Discretionary Funds	2.4%

MISSION STATEMENT

In partnership with our community, our mission is to provide and manage effective prevention and behavioral health services that promote the community’s capacity to achieve wellness, resilience, and recovery outcomes.

ACCOMPLISHMENTS AND OBJECTIVES

The Accomplishments of 2012-2013 and Objectives for the 2013-2014 Fiscal Year for Behavioral Health and Recovery Services include:

FISCAL YEAR 2012-2013 ACCOMPLISHMENTS	FISCAL YEAR 2013-2014 OBJECTIVES
<ul style="list-style-type: none"> ◆ Began implementation of the Assessment and Treatment Planning component of the Department’s new Electronic Health Record with a plan to “go live” with treatment plans in May 2013. ◆ Created a data warehouse to enable collection of outcome measures. Began conversion of existing reports based on priority need. ◆ Provided Train-the-Trainer sessions for all Coordinators and Managers related to the BHRS Transformational Commitments. ◆ In collaboration with the Chief Executive Office and Community Stakeholders, finalized the Strategic Plan for 24-7 Secure Mental Health services in November 2012. ◆ Began development of a robust administrative and technical system to support Results-Based Accountability (RBA) implementation throughout all programs. Hired an Outcomes Specialist through a personal services contract to assist with this process. ◆ Community capacity-building strategies continue to generate new and creative ways for communities to address mental health and mental illness stigma at the 	<ul style="list-style-type: none"> ◆ “Go-live” with the assessment component, Doctor’s Home Page and Managed Care Operations of the Electronic Health Record throughout Fiscal Year 2013-2014. ◆ Implement document scanning of all existing paper charts into an electronic document management system. ◆ Transition and train three new Senior Leadership staff replacing the Adult System of Care Chief, the Assistant Director, and the Executive Assistant who are retiring. ◆ Implement the provisions of the Patient Protection and Affordable Care Act (PPACA) in January 2014. ◆ Continue to implement the strategies detailed in the Strategic Plan for 24-7 Secure Mental Health services including design and construction of a Psychiatric Health Facility and Crisis Stabilization Unit on the Stanislaus Recovery Center campus by February 2014.

FISCAL YEAR 2012-2013 ACCOMPLISHMENTS	FISCAL YEAR 2013-2014 OBJECTIVES
<p>neighborhood and community level. The Department has enjoyed partnerships with a broad and diverse group of community leaders and residents in developing new and innovative approaches and strategies, led primarily by community members, to improve well-being.</p>	

BUDGETS WITHIN BEHAVIORAL HEALTH AND RECOVERY SERVICES INCLUDE:

- ◆ Behavioral Health and Recovery Services
- ◆ Alcohol and Drug Program
- ◆ Managed Care
- ◆ Mental Health Services Act
- ◆ Public Guardian
- ◆ Stanislaus Recovery Center



BEHAVIORAL HEALTH AND RECOVERY SERVICES

Budget Unit 1501 6000000
Special Revenue Fund

SERVICES PROVIDED

Behavioral Health and Recovery Services (BHRS) provides outpatient mental health services to seriously mentally ill adults and older adults, and seriously emotionally disturbed children and youth. BHRS also provides assessment and referral for inpatient mental health services, as appropriate. Services are highly integrated with other County Departments (Probation, Community Services Agency, Sheriff, Health Services Agency and others). These services include individual, group and family counseling, rehabilitation services, case coordination and medication.

Additional services provided by BHRS include:

1. Crisis emergency response services to all residents of Stanislaus County;
2. Housing and employment services to persons with serious mental illness;
3. Assessment and treatment services to handicapped and disabled students with serious emotional disturbance;
4. Mental Health and Alcohol and Drug assessment and treatment service to Temporary Assistance to Needy Families (TANF) recipients with welfare to work plans;
5. Fiscal and administrative support for the entire BHRS Department, including quality improvement, risk management, performance measurement and employee training;
6. Clinical and support services to families that have had incidents of child abuse, neglect or domestic violence and are seen by the collaborative Stanislaus Family Justice Center; and
7. Assessment and referral under the Specialty Mental Health Plan.

FUND/CASH BALANCE

As of July 1, 2013, this fund has a positive fund balance of \$25,644,785 compared to the July 1, 2012 positive balance of \$26,086,617. The comparable difference in fund balance is consistent with the projected operating result. As of July 1, 2013, this fund has a positive cash balance of \$29,227,719 compared to the \$31,314,190 positive balance on July 1, 2012. The difference is primarily the result of an increase in Accounts Receivable balance due to a delay in payments from the State of California.

Behavioral Health and Recovery Services					
Classification	2011-2012 Actual	2012-2013 Actual	2013-2014 Adopted Proposed	2013-2014 Recommended Adjustments	2013-2014 Recommended Final Budget
Taxes	\$0	\$0	\$0	\$0	\$0
Licenses, Permits, Franchises	\$0	\$0	\$0	\$0	\$0
Fines, Forfeitures, Penalties	\$0	\$0	\$0	\$0	\$0
Revenue from use of Assets	\$412,760	\$133,956	\$283,990	\$0	\$283,990
Intergovernmental Revenue	\$18,456,085	\$21,215,283	\$22,951,956	\$0	\$22,951,956
Charges for Service	\$16,649,034	\$16,936,175	\$18,709,602	\$0	\$18,709,602
Miscellaneous Revenue	\$181,185	\$300,795	\$1,000	\$0	\$1,000
Other Financing Sources	\$273,195	(\$287,748)	\$45,739	\$0	\$45,739
Total Revenue	\$35,972,259	\$38,298,461	\$41,992,287	\$0	\$41,992,287
Salaries and Benefits	\$18,088,836	\$19,431,690	\$23,166,837	\$0	\$23,166,837
Services and Supplies	\$16,814,283	\$17,835,048	\$18,583,247	\$0	\$18,583,247
Other Charges	\$2,166,730	\$2,099,766	\$2,871,629	\$0	\$2,871,629
Fixed Assets					
Buildings & Improvements	\$27,884	\$0	\$0	\$0	\$0
Equipment	\$189,486	\$17,713	\$0	\$0	\$0
Other Financing Uses	\$533,272	\$2,165,892	\$265,000	\$0	\$265,000
Equity	\$0	\$0	\$0	\$0	\$0
Intrafund	(\$1,580,221)	(\$1,986,099)	(\$2,069,067)	\$0	(\$2,069,067)
Contingencies	\$0	\$0	\$0	\$0	\$0
Gross Costs	\$36,240,270	\$39,564,010	\$42,817,646	\$0	\$42,817,646
Fund Balance	(\$557,348)	\$440,190	\$0	\$0	\$0
Net County Cost	\$825,359	\$825,359	\$825,359	\$0	\$825,359

PROGRAM DISCUSSION

At the proposed level of funding, the Department will be able to maintain current services at Fiscal Year 2012-2013 levels. Behavioral Health and Recovery Services (BHRS) is heavily funded through an intricately woven array of categorical Federal and State allocations. The Department's primary funding source is Specialty Mental Health (Short-Doyle) Medi-Cal. The Department's regulatory mandates include crisis intervention for all County residents, hospitalization for Medi-Cal eligible individuals, and allowable mental health services to Medi-Cal eligible adults and older adults with serious mental illness and to severely emotionally disturbed children and youth. All other services are only provided as funds are available. Currently, BHRS and its organizational providers serve approximately 9,415 clients through funding in this budget. This includes 3,861 adult consumers, 171 older adult consumers, and 5,383 children/adolescents and their families.

There is one known reduction to Federal Substance Abuse and Mental Health Services Administration (SAMHSA) grant funding in Fiscal Year 2013-2014 as a result of the Federal sequestration. At this time, based on information provided by the California Mental Health Director's Association, the Department is expecting a 5% reduction (\$105,337) to take effect beginning in October 2013. This decrease has been included in the Adopted Proposed Budget.

Beginning July 1, 2012, the Early Periodic Screening, Diagnosis and Treatment (EPSDT) program was funded through 2011 State Realignment, which is based on a percentage of sales tax. EPSDT is the State's mandated match for Medi-Cal services provided to children and adolescents up to age 21. As such, it is an entitlement program. Prior to the enactment of 2011 State Realignment, EPSDT was funded out of State General Funds and reimbursement was based on the actual services provided. Currently, under 2011 Realignment, counties are responsible for providing the service and managing the realignment funds as needed to meet the required match to Federal Financial Participation (FFP). 2011 Realignment also includes the funding for Drug Medi-Cal (an entitlement program) and Managed Care. At this time, the Department is fully utilizing its 2011 Realignment allocation, creating a potential unfunded mandate should caseloads expand beyond the growth in the local revenue fund. The Department will continue to monitor this closely.

The Governor's Fiscal Year 2012-2013 budget eliminated the Healthy Families program, and created a new Medi-Cal program in its place. The State has been implementing this change over the last few months using a phased-in approach. There is a potential impact to the portion of 2011 Realignment funds that will be required to be used for EPSDT match, as these newly eligible Medi-Cal children will fall under that entitlement. The State has made some augmentations to the EPSDT portion of 2011 Realignment. However, until the program is fully implemented, counties will not know if the augmentation is sufficient. The State plans to fully implement this transition during the last quarter of Fiscal Year 2012-2013. The full impact to the Department is unknown at this time. BHRS will recommend any necessary adjustments at a future budget update.

The Department continues to address the dramatic increase in inpatient psychiatric hospitalizations over the last 12 months. As a budgeting strategy, a thorough review of department mandates and priorities was completed during the development of the budget for Fiscal Year 2013-2014. All required Medi-Cal matching funds have been identified and are being used to meet this critical requirement.

The 2013-2014 State Budget outlines the State's plan for implementation of the Federal Patient Protection and Affordable Care Act (PPACA). The plan includes both mandatory and optional requirements under the Medicaid (Medi-Cal) Expansion, a Health Care Exchange for individuals who have no insurance but don't meet Medi-Cal requirements, and a Medicaid Bridge Program for individuals who may transition between expansion and exchange programs. The Bridge Program will be administered through contracts with Medi-Cal Managed Care providers.

The State is currently estimating that the mandatory expansion requirements will result in an approximately \$350 million increase to State General Funds. However, this program has not been fully developed and could change based on legislative actions. As a result, the impact to counties is currently unknown. Any potential revenue enhancements as a result of PPACA will be included in future budget updates.

Additionally, the implementation of the Federal Patient Protection and Affordable Care Act requires the provision of healthcare benefits for employees working an average of 30 hours a week. As a result of this new legislation, the Department is requesting the staffing changes detailed below.

STAFFING RECOMMENDATIONS

Adopted Proposed Budget

The Department is requesting to add one new Administrative Clerk III position to transition an extra-help position working 40 hours a week to full-time. This will provide stability to the Department and assure compliance with the County's classification system. This position will provide administrative support to the psychiatric clinics. This position is expected to be funded by the Children and Families Commission (Proposition 10) and Mental Health Services Act (MHSA).

The Department is also requesting to transfer in two Clinical Services Technician positions from the Mental Health Services Act. These positions are needed for the transition of Personal Services Contractors who perform functions similar to the Clinical Services Technician classification. The Personal Service Contract positions provide peer support for families and caregivers of consumers in the Children's System of Care. There is a need to continue this on a full-time basis. The Department, in consultation with the Chief Executive Office-Human Resources identified that the Clinical Services Technician classification provides similar-type services.

The Department is further requesting to add one new Behavioral Health Specialist II position and one new Mental Health Clinician II position to expand behavioral health services at the new Juvenile Hall Commitment Facility. These new positions will assist the Probation Department in providing adequate Alcohol and other Drug and Mental Health Services to juveniles in long term confinement. These positions will be funded through the Probation Department's Safety Realignment allocation.

Total current authorized positions— 221

It is recommended to add one new Administrative Clerk III position and transfer in two Clinical Services Technician positions from the Mental Health Services Act. It is also recommended to add one new Behavioral Health Specialist II position and one new Mental Health Clinician II position to provide services at the Juvenile Hall Commitment Facility.

Total recommended authorized positions— 226

A separate budget agenda item was approved on July 23, 2013 to add one new position to Behavioral Health Services effective July 27, 2013. This brings the total position allocation to 227.

Final Budget

The Department submitted a reclassification request in the 2012-2013 Mid-Year Budget to reclassify one Psychiatric Nurse II position. Due to recent audits the Department has been notified they need to increase access for patients and the timeliness for access to services in the Department of Health Care Services. This position will be responsible for the access services which includes the Community Emergency Response Team (CERT) and the Psych Clinic. This position will evaluate which areas need additional resources to meet the access demands. This position will also be responsible to ensure all inpatient hospital admissions are thoroughly assessed for possible alternative therapeutic approaches. Based on the duties and level of responsibilities of the position, it is recommended to reclassify one Psychiatric Nurse II position upward to Manager III.

Total current authorized positions— 227

There are no recommended changes to the current level of staffing.

Total recommended authorized positions— 227

BUDGET RECOMMENDATIONS

Adopted Proposed Budget

It is recommended that a budget of \$42,817,646 be approved for Behavioral Health and Recovery Services. This budget is funded from \$41,992,287 in estimated department revenue and an \$825,359 contribution from the General Fund.

Final Budget

There are no recommended changes in funding to this budget.



**BEHAVIORAL HEALTH AND RECOVERY SERVICES—
ALCOHOL AND DRUG PROGRAM**

Budget Unit 1502 6500001

Special Revenue Fund

SERVICES PROVIDED

The Alcohol and Drug Program provides specialized alcohol and drug treatment and prevention services to Stanislaus County residents including:

1. Narcotic replacement (Methadone) detoxification and maintenance therapy;
2. Alcohol and drug treatment to persons incarcerated in jail facilities;
3. Adult Drug Court alcohol and drug treatment;
4. Treatment services for persons with co-occurring substance use and mental health issues; and
5. Alcohol and drug prevention services for youth.

FUND/CASH BALANCE

As of July 1, 2013, this fund has a fund balance of \$961,131 compared to the July 1, 2012 positive balance of \$822,723. The comparable difference in fund balance is consistent with the year-end revenues exceeding expenditures. As stated in the Adopted Proposed Budget, cash was estimated to be a negative \$37,073 as of July 1, 2013 compared to the \$225,262 negative balance on July 1, 2012. The actual cash balance as of July 1, 2013 is a positive \$709,845, as a result of receiving State Drug Medi-Cal payments sooner than anticipated along with additional 2011 Realignment funding received in June 2013.

BHRS - Alcohol and Drug					
Classification	2011-2012 Actual	2012-2013 Actual	2013-2014 Adopted Proposed	2013-2014 Recommended Adjustments	2013-2014 Recommended Final Budget
Taxes	\$0	\$0	\$0	\$0	\$0
Licenses, Permits, Franchises	\$0	\$0	\$0	\$0	\$0
Fines, Forfeitures, Penalties	\$10,823	\$7,940	\$6,442	\$0	\$6,442
Revenue from use of Assets	(\$6,804)	\$13,613	\$4,627	\$0	\$4,627
Intergovernmental Revenue	\$4,274,483	\$3,946,219	\$4,135,854	\$0	\$4,135,854
Charges for Service	\$1,848,634	\$2,318,446	\$2,486,354	\$0	\$2,486,354
Miscellaneous Revenue	\$0	\$83,839	\$252,116	\$0	\$252,116
Other Financing Sources	\$0	\$2,446	\$0	\$0	\$0
Total Revenue	\$6,127,136	\$6,372,503	\$6,885,393	\$0	\$6,885,393
Salaries and Benefits	\$1,626,492	\$1,766,966	\$2,236,432	\$0	\$2,236,432
Services and Supplies	\$3,439,051	\$3,966,672	\$3,961,822	\$0	\$3,961,822
Other Charges	\$177,795	\$111,118	\$109,008	\$0	\$109,008
Fixed Assets	\$0	\$0	\$0	\$0	\$0
Other Financing Uses	\$42,678	\$0	\$0	\$0	\$0
Equity	\$0	\$0	\$0	\$0	\$0
Intrafund	\$332,864	\$446,344	\$460,962	\$0	\$460,962
Contingencies	\$0	\$0	\$0	\$0	\$0
Gross Costs	\$5,618,880	\$6,291,100	\$6,768,224	\$0	\$6,768,224
Fund Balance	(\$565,262)	(\$138,409)	(\$117,169)	\$0	(\$117,169)
Net County Cost	\$57,006	\$57,006	\$0	\$0	\$0

PROGRAM DISCUSSION

At the proposed level of funding, the Department will be able to maintain current services at Fiscal Year 2012-2013 levels. This budget serves approximately 764 individuals with substance use disorders through funds that are 95% categorical or specific for Alcohol and Drug programs. The primary sources of funding are Federal Substance Abuse Prevention and Treatment (SAPT) block grant, State 2011 Realignment and Drug Medi-Cal Federal Financial Participation.

There is one known reduction to SAPT block grant funding in Fiscal Year 2013-2014 as a result of the Federal sequestration. At this time, based on information provided by the County Alcohol and Drug Program Administrators Association of California, the Department budgeted a 7% reduction (\$27,491) on funding received from July 2013 through September 2013 and a 5% reduction (\$58,909) on funding received from October 2013 through June 2014. However, the decrease could be as high as 10% depending on how the reduction is made at the State level. Any additional decreases will be made during future budget reports. The Department anticipates managing expenditures accordingly to address this anticipated reduced funding.

Currently, the SAPT block grant includes a Maintenance of Effort (MOE) that requires expenditures for authorized services to remain at a level that is no less than the average of the two preceding years. When the State implemented 2011 State Realignment in Fiscal Year 2011-2012, the responsibility to meet the MOE for the SAPT block grant was shifted to the counties. Prior to that, this requirement was met by the State through the apportionment of State General Funds (SGF) to counties for the match to Drug Medi-Cal and other alcohol and drug services. The consequence of not meeting the MOE requirement is a dollar for dollar reduction of the SAPT block grant award. Counties are required to notify the State Department of Alcohol and Drug Programs (ADP) of changes to county expenditure of funds. ADP will then review and may approve the local changes depending on the level of expenditures needed to maintain the SAPT block grant statewide MOE requirement. The Department is currently monitoring the level of expenditures across the entire Alcohol and Other Drug System of Care to ensure that revenue levels are not compromised.

Effective July 1, 2012, all functions related to Medi-Cal have been transferred from the California Department of Alcohol and Drug Programs (ADP) to the Department of Health Care Services (DHCS). Most of the remaining functions of ADP will be transitioned to DHCS effective July 1, 2013. The

California Alcohol and Drug Program Administrators' Association has been heavily involved in the transition. The Department has not noticed any major impact as a result of this change, but will continue to watch it closely and participate in Association discussions.

The 2013-2014 State Budget outlines the State's plan for implementation of the Federal Patient Protection and Affordable Care Act (PPACA). The plan includes both mandatory and optional requirements under the Medicaid (Medi-Cal) Expansion, a Health Care Exchange for individuals who have no insurance but don't meet Medi-Cal requirements, and a Medicaid Bridge Program for individuals who may transition between expansion and exchange programs. The Bridge Program will be administered through contracts with Medi-Cal Managed Care providers. The PPACA recognizes that prevention and treatment of substance use disorders is an important component of an individual's overall health. Specific programs have not been developed, but the Department is monitoring this activity through the County Alcohol and Drug Program Administrators Association of California (CADPAAC).

The State has estimated that the mandatory expansion requirements will result in an approximately \$350 million increase to State General Funds. However, this program has not been fully developed and could change based on legislative actions. As a result, the impact to counties is currently unknown. Any potential revenue enhancements as a result of PPACA will be included in future budget updates.

Additionally, the implementation of the Federal Patient Protection and Affordable Care Act requires the provision of healthcare benefits for employees working an average of 30 hours a week. As a result of this new legislation, the Department is requesting the staffing changes detailed below.

STAFFING RECOMMENDATIONS

Adopted Proposed Budget

The Department is requesting to add three new Behavioral Health Specialist II positions to the Narcotic Treatment Program. The duties associated with these positions are currently performed by extra help employees who work 40 hours per week. This recommended action will transition the same three positions from extra help status to full time status in recognition of the 40 hour work week needs. Funding for these positions has been identified from Drug Medi-Cal Federal Financial Participation and the State's 2011 Behavioral Health Realignment allocation.

Total current authorized positions— 19

It is recommended to add three new Behavioral Health Specialist II positions.

Total recommended authorized positions— 22

Final Budget

There are no recommended changes to the current level of staffing.

BUDGET RECOMMENDATIONS

Adopted Proposed Budget

It is recommended that a budget of \$6,768,224 be approved in BHRS – Alcohol and Drug. This budget is funded from \$6,885,393 in estimated departmental revenue thus anticipating a contribution of \$117,169 to fund balance at year-end.

Final Budget

There are no recommended changes in funding to this budget.

STANISLAUS COUNTY, CALIFORNIA
Fiscal Year 2013-2014



HUMAN SERVICES
Health

BEHAVIORAL HEALTH AND RECOVERY SERVICES—MANAGED CARE

Budget Unit 1504 6400001
 Special Revenue Fund

SERVICES PROVIDED

This budget provides oversight of Specialty Mental Health Managed Care functions for Behavioral Health and Recovery Services (BHRS) including service authorization, utilization management and Medi-Cal contract compliance; access to services; and Federal and State regulatory compliance monitoring. Managed Care funding also pays claims for services to providers for Medi-Cal beneficiaries needing specialty mental health services, including acute psychiatric hospitalization.

FUND/CASH BALANCE

As stated in the Adopted Proposed Budget, this fund was projected to have a negative fund balance of \$12,064,089 as of July 1, 2013 compared to the July 1, 2012 negative balance of \$3,689,721, a further increase in the deficit of \$8,374,368. This fund operates with a deficit every year; however the deficit is substantially larger than in prior fiscal years. The increase of approximately \$5.2 million in expenditures over the last year was due to increased utilization and cost of inpatient psychiatric beds at Doctor's Behavioral Health Center, the private 67 bed psychiatric inpatient hospital operated by Doctors Medical Center. The actual fund balance as of July 1, 2013 is negative \$9,511,139, a reduction to the projected deficit, resulting from lower than anticipated expenditures as of June 30, 2013. The negative fund balance will be funded by the Behavioral Health and Recovery Services positive fund balance, which is diminishing rapidly. Cash is tracking similar to fund balance.

BHRS - Managed Care					
Classification	2011-2012 Actual	2012-2013 Actual	2013-2014 Adopted Proposed	2013-2014 Recommended Adjustments	2013-2014 Recommended Final Budget
Taxes	\$0	\$0	\$0	\$0	\$0
Licenses, Permits, Franchises	\$0	\$0	\$0	\$0	\$0
Fines, Forfeitures, Penalties	\$0	\$0	\$0	\$0	\$0
Revenue from use of Assets	(\$35,473)	(\$95,015)	\$0	\$0	\$0
Intergovernmental Revenue	\$4,204,735	\$4,210,887	\$4,698,693	\$0	\$4,698,693
Charges for Service	\$505,046	\$682,507	\$794,186	\$0	\$794,186
Miscellaneous Revenue	\$600,000	\$6	\$287,235	\$0	\$287,235
Other Financing Sources	\$106,905	\$164,619	\$61,054	\$0	\$61,054
Total Revenue	\$5,381,213	\$4,963,004	\$5,841,168	\$0	\$5,841,168
Salaries and Benefits	\$959,831	\$774,175	\$842,274	\$0	\$842,274
Services and Supplies	\$4,391,780	\$6,968,622	\$3,781,643	\$0	\$3,781,643
Other Charges	\$1,800,076	\$2,886,680	\$3,298,957	\$0	\$3,298,957
Fixed Assets	\$0	\$0	\$0	\$0	\$0
Other Financing Uses	\$27,812	\$0	\$0	\$0	\$0
Equity	\$0	\$0	\$0	\$0	\$0
Intrafund	\$63,609	\$154,945	\$166,366	\$0	\$166,366
Contingencies	\$0	\$0	\$0	\$0	\$0
Gross Costs	\$7,243,108	\$10,784,422	\$8,089,240	\$0	\$8,089,240
Fund Balance	\$1,861,895	\$5,821,418	\$2,248,072	\$0	\$2,248,072
Net County Cost	\$0	\$0	\$0	\$0	\$0

PROGRAM DISCUSSION

At the proposed level of funding, the Department cannot continue to fund the increasing need and costs for psychiatric hospitalizations without depleting its fund balance and presenting a cost exposure to the County's General Funds. This budget request includes \$2,248,072 of remaining unencumbered fund balance and \$5,355,750 in unmet needs. The unmet need represents hospitalization costs for uninsured individuals.

In preparation for the budget process, the BHRS Senior Leadership Team established budget priorities based on the Department's mandates and available discretionary funding, which primarily includes Federal Financial Participation for Medi-Cal services, State 1991 Realignment and State 2011 Realignment. As the Specialty Mental Health Managed Care Administrator, the Department is mandated to provide services to Medi-Cal beneficiaries. These services require a 50% county match. The Department is also mandated to provide crisis intervention to all residents of Stanislaus County. Non-crisis services to uninsured individuals are only mandated to the extent that funding is available. After funding all mandates, including Medi-Cal match, only \$413,585 is available to for uninsured hospitalizations.

Behavioral Health and Recovery Services (BHRS) has experienced a dramatic increase in psychiatric hospitalizations over the past two years. In previous years, the average daily census for hospitalization at local and out-of-county hospitals was approximately 19 individuals per day for both adults and adolescents. This number has been steadily increasing since December 2011 when Doctors Behavioral Health Center (DBHC) began requiring that all individuals be brought to the Doctors Medical Center (DMC) Emergency Room. At times throughout the operating year, the census has been over 40 inpatient hospitalizations per day. At the same time, the percentage of uninsured individuals has increased from approximately 51% to 54%. The County has 100% fiscal responsibility for these individuals, to the extent that funding is available. Department staff continues to meet regularly to identify trends that may be contributing to this phenomenon. While the economy does play a large role, no one factor stands out. However, it has been determined that this trend is statewide and in Stanislaus County it has become a crisis.

In Fiscal Year 2011-2012, BHRS added a total of \$1,900,000 in appropriations from departmental fund balance to the Managed Care budget. In Fiscal Year 2012-2013, \$5,269,576 was added to the Managed Care budget. The \$2,248,072 used to supplement this budget request leaves approximately \$300,000 in available fund balance to be used for all other departmental emergencies.

In early 2012, the Chief Executive Office, BHRS, DMC and other stakeholders met and began a new working relationship that focused on the capacity issues and growing need for secure 24/7 programs to meet the County's mandated obligations. This group identified both short and long-term issues related to the need for secure 24/7 mental health services and programs that surround such services. The result of this effort is a Strategic Plan that addresses in-patient needs and identifies systems issues surrounding 24/7 secure mental health services that could assist in avoiding hospitalization and reduce recidivism. The Strategic Plan, adopted by the Board of Supervisors in November 2012, recommended a continuum of care with three main goals: 1) develop recommendations for increased capacity to provide in-patient 24/7 care, including but not limited to, options that will provide less costly alternatives when appropriate; 2) assess opportunities for creating a community crisis stabilization service to avoid hospitalization when possible; and 3) develop aftercare strategies as an element of a behavioral health continuum of care around in-patient services.

The centerpiece of the continuum is the development of a 16-bed Psychiatric Health Facility (PHF) to provide a lower cost option for hospitalizations for certain county patients who do not require the DBHC level of care, to help mitigate the County's costs for services needed. The PHF will allow for patients to be placed in a lower level of care alternative and provide additional psychiatric capacity to the community. The County is in the process of remodeling an existing facility at the Stanislaus Recovery Center site to serve as the PHF. It is anticipated that the PHF will be operational by March 1, 2014.

In order to be eligible for Medi-Cal funding, a PHF must be limited to 16 beds. While 16 beds will not alone eliminate the increasing demand for in-patient treatment facilities, the PHF will be a significant resource from both a cost containment and program/service perspective. These 16 beds would begin

to address the current level of need by supplementing the existing in-patient services, and potentially reduce the number of out-of-county placements being made today. The Department currently contracts with DMC to purchase acute psychiatric beds at DBHC. Although the contract guarantees 25 beds for County patients, the average daily census for Medi-Cal and uninsured patients has been approximately 33. DBHC will continue to be a vital piece of the continuum of care, but will not have the dramatic increase in County responsible patients. The County is currently in negotiations with DMC to continue to utilize beds at DBHC through June 30, 2014. An amendment to the existing Inpatient Hospitalization Agreement is scheduled for Board of Supervisors consideration on June 18, 2013.

Throughout the strategic planning process, stakeholders continued to discuss the need for enhanced care/case management which is the key to reducing or preventing readmissions to higher levels of care. The development of aftercare strategies as an element of the behavioral health continuum of care for in-patient services was recommended. On January 29, 2013, the Department presented an update to its Mental Health Services Act (MHSA) plan to the Board of Supervisors that included several strategies to enhance aftercare services for consumers who are unserved or underserved. Appropriate follow-up care from the psychiatric inpatient hospital will reduce readmissions to the psychiatric hospital. In addition, there should be fewer readmissions to emergency rooms and fewer psychiatric patients at those sites. The strategies proposed included services to be provided by both BHRS staff and through an amendment to an existing contract. Central to the plan is establishment of a voluntary discharge team that will; provide outreach to consumers who are receiving services in acute psychiatric settings; provide information on resources that are available and offer support and transportation for post discharge needs including mental health and alcohol and drug assessments; engage individuals during or immediately following discharge from acute care setting; be available 24/7 on-call to respond to emergency contact needs of individuals with the intent to avoid re-admission and encourage use of alternative community based supports; and develop a comprehensive database to track outcomes. This team was implemented in March 2013. Additional aftercare and support services are in development as using the County's MHSA Innovations funds. These strategies are vital to reducing psychiatric hospitalizations and readmissions. However, the Department does not anticipate seeing significant results prior to the submission of this budget. Therefore, this budget request is based on current needs and will be adjusted in future budget updates as needed.

Concurrent with the PHF becoming operational, the Federal Patient Protection and Affordable Care Act (PPACA) will be implemented. The 2013-2014 State Budget outlines the State's plan for implementation of PPACA. The plan includes both mandatory and optional requirements under the Medicaid (Medi-Cal) Expansion, a Health Care Exchange for individuals who have no insurance but don't meet Medi-Cal requirements, and a Medicaid Bridge Program for individuals who may transition between expansion and exchange programs. The Bridge Program will be administered through contracts with Medi-Cal Managed Care providers.

The State is currently estimating that the mandatory expansion requirements will result in an approximately \$350 million increase to State General Funds. However, this program has not been fully fleshed out and could change based on legislative activity. As a result, the impact to counties is currently unknown. Any potential revenue enhancements as a result of PPACA will be included in future budget updates.

STAFFING RECOMMENDATIONS

Adopted Proposed Budget

Total current authorized positions— 8

There are no recommended changes to the current level of staffing.

Total recommended authorized positions— 8

Final Budget

There are no recommended changes to the current level of staffing.

BUDGET RECOMMENDATIONS

Adopted Proposed Budget

It is recommended that a budget of \$8,089,240 be approved in BHRS – Managed Care. This budget is funded from \$5,841,168 in estimated departmental revenue and \$2,248,072 in departmental fund balance. It is further recommended that this budget be revisited at Final Budget to make the necessary adjustment to address the unmet need anticipated in the upcoming budget year.

Final Budget

There are no recommended changes in funding to this budget.



BEHAVIORAL HEALTH AND RECOVERY SERVICES—
MENTAL HEALTH SERVICES ACT (MHSA)

Budget Unit 1507 6800000
Special Revenue Fund

SERVICES PROVIDED

This fund supports programs funded through the Mental Health Services Act (MHSA). Services to individuals with serious mental illnesses include:

1. Community Services and Supports, which consists of:
 - a. Outreach services to homeless individuals in the Westside and South Modesto, including individuals who are discharged from inpatient services and have no medical coverage or link to primary care;
 - b. Geropsychiatric assessment and comprehensive services to older adults;
 - c. Intensive, integrated services to individuals who have both a serious mental illness and significant co-occurring health conditions;
 - d. Court-accountable case management, crisis response, peer support, housing and employment services to law enforcement involved individuals who have both a serious mental illness and substance abuse disorders;
 - e. Peer support, information and referral, housing and educational assistance for transitional young adults ages 15-25;
 - f. Crisis intervention services through the use of mental health professionals and consumer and family volunteer support;
 - g. Advocacy, case management, family and individual respite and wrap-around services for youth and their families;
 - h. Employment and empowerment services to adults, older adults and transitional age youth; and
 - i. Crisis housing and intermediate stay services for individuals who are homeless or at risk of homelessness.
2. Workforce Education and Training directed at recruiting difficult to fill behavioral health professional positions;
3. Prevention and Early Intervention services designed to support residents through community-based efforts before they enter the mental health system, including contracted community-based outreach and engagement services with a focus on eliminating racial and ethnic disparities in the access to services;
4. Innovation services which support new mental health practices or approaches to: increase access to underserved groups; increase quality of services; provide better outcomes; and promote interagency collaboration; and
5. Capital Facilities and Technological Needs services which provides funding for a new Electronic Health Record and Billing System, along with community technology supports for consumers and family members, Data Warehouse and Document Imaging.

FUND/CASH BALANCE

As of July 1, 2013, this fund has a positive fund balance of \$83,965 compared to the July 1, 2012 negative balance of \$25,686. A post-closing technical adjustment will be made to use unspent prior year MHSA funding to reduce the fund balance to zero. As stated in the Adopted Proposed Budget, cash was estimated to be a positive \$16,387,482 as of July 1, 2013 compared to the \$17,209,080 positive balance on July 1, 2012. The actual cash balance as of July 1, 2013 is \$21,295,352, due to increased MHSA revenue and decreased actual expenditures. The allocations for this fund are posted to deferred revenue and transferred to a revenue account as expenditures occur. As a result, the significant variance between the cash balance and fund balance is due to the balance of the unearned revenue remaining in the deferred revenue account.

BHRS - Mental Health Services Act					
Classification	2011-2012 Actual	2012-2013 Actual	2013-2014 Adopted Proposed	2013-2014 Recommended Adjustments	2013-2014 Recommended Final Budget
Taxes	\$0	\$0	\$0	\$0	\$0
Licenses, Permits, Franchises	\$0	\$0	\$0	\$0	\$0
Fines, Forfeitures, Penalties	\$0	\$0	\$0	\$0	\$0
Revenue from use of Assets	\$167,108	\$177,232	\$220,104	\$0	\$220,104
Intergovernmental Revenue	\$14,851,280	\$15,120,823	\$19,000,985	\$129,577	\$19,130,562
Charges for Service	\$2,120,203	\$1,976,638	\$1,996,159	\$0	\$1,996,159
Miscellaneous Revenue	\$13,183	\$134,041	\$62,271	\$0	\$62,271
Other Financing Sources	\$136,798	\$270,703	\$214,545	\$0	\$214,545
Total Revenue	\$17,288,572	\$17,679,437	\$21,494,064	\$129,577	\$21,623,641
Salaries and Benefits	\$6,494,671	\$6,476,970	\$7,675,984	\$0	\$7,675,984
Services and Supplies	\$8,140,706	\$8,786,581	\$10,593,986	\$129,577	\$10,723,563
Other Charges	\$684,243	\$698,842	\$904,280	\$0	\$904,280
Fixed Assets					
Equipment	\$95,460	\$382,232	\$100,000	\$0	\$100,000
Other Financing Uses	\$368,163	\$57,010	\$227,140	\$0	\$227,140
Equity	\$0	\$0	\$0	\$0	\$0
Intrafund	\$1,090,295	\$1,169,473	\$1,992,674	\$0	\$1,992,674
Contingencies	\$0	\$0	\$0	\$0	\$0
Gross Costs	\$16,873,538	\$17,571,108	\$21,494,064	\$129,577	\$21,623,641
Fund Balance	(\$415,034)	(\$108,329)	\$0	\$0	\$0
Net County Cost	\$0	\$0	\$0	\$0	\$0

PROGRAM DISCUSSION

At the proposed level of funding, the Department will be able to maintain current services at Fiscal Year 2012-2013 levels. In January 2013, the Department presented a Mental Health Services Act (MHSA) plan update to the Board which expanded MHSA services and addressed one of the key recommendations from the 24/7 Secure Mental Health Services Strategic Plan. Upon approval, the Department immediately began to implement enhanced aftercare services for individuals being discharged from psychiatric hospitals to assist in reducing recidivism.

The Department is developing two additional multi-year Innovation projects that are expected to begin implementation during Fiscal Year 2013-2014. The Transformation Collaborative will engage many community-based partners in a broad-based effort to promote the Department's four aspects of long term change: community capacity, fiscal sustainability, leadership and results accountability. The elements of change will be tailored to each organization's needs and culture. The second project will focus on the expansion of respite services to address the critical need for alternatives to 24/7 secure mental health services.

The 2013-2014 State Budget outlines the State's plan for implementation of the Federal Patient Protection and Affordable Care Act (PPACA). The plan includes both mandatory and optional requirements under the Medicaid (Medi-Cal) Expansion, a Health Care Exchange for individuals who

have no insurance but don't meet Medi-Cal requirements, and a Medicaid Bridge Program for individuals who may transition between expansion and exchange programs. The Bridge Program will be administered through contracts with Medi-Cal Managed Care providers.

The State is currently estimating that the mandatory expansion requirements will result in an approximately \$350 million increase to State General Funds. However, this program has not been fully fleshed out and could change based on legislative activity. As a result, the impact to counties is currently unknown. Any potential revenue enhancements as a result of PPACA will be included in future budget updates.

Additionally, the implementation of the Federal Patient Protection and Affordable Care Act requires the provision of healthcare benefits for employees working an average of 30 hours a week. As a result of this new legislation, the Department is requesting the staffing changes detailed below.

STAFFING RECOMMENDATIONS

Adopted Proposed Budget

The Department is requesting to add one new Behavioral Health Specialist II position to the Integrated Forensics Team. This position works with individuals to obtain proper mental health treatment so they can avoid the more costly incarceration or time spent at acute psychiatric hospitals. Due to caseload growth, the addition of this position will enable the Department to maintain services at the level required by the Department's Mental Health Services Act Annual Plan.

The Department is also requesting to transfer out two Clinical Services Technician II positions to Behavioral Health and Recovery Services. These positions are needed in Behavioral Health and Recovery Services to facilitate the transition of Personal Services Contractors to full time positions.

Total current authorized positions— 79

It is recommended to add one new Behavioral Health Specialist II position and transfer out two Clinical Services Technician II positions to Behavioral Health and Recovery Services.

Total recommended authorized positions— 78

Final Budget

There are no recommended changes to the current level of staffing.

BUDGET RECOMMENDATIONS

Adopted Proposed Budget

It is recommended that a budget of \$21,494,064 be approved in BHRS – Mental Health Services Act. This budget is funded from \$21,494,064 in estimated departmental revenue.

Final Budget

The Department is requesting an increase in appropriations and estimated revenue of \$129,577 funded from State Mental Health Services Act Innovations funding. Subsequent to the Adopted Proposed Budget, the Department completed agreements for two Innovations projects and an increase in appropriations is required to meet the terms of the agreements.



BEHAVIORAL HEALTH AND RECOVERY SERVICES—PUBLIC GUARDIAN

Budget Unit 1503 6030000
Special Revenue Fund

SERVICES PROVIDED

As the court appointed substitute decision-maker, the Public Guardian provides assistance to individuals who are gravely disabled as a result of mental disorder and are unable to properly provide for themselves or individuals who are substantially unable to manage their own financial resources. Other services provided include:

1. Conservatorship investigation for individuals who are believed to be unable to provide for their own food, clothing and shelter due to their mental illness;
2. Case management for individuals placed on conservatorship by the courts;
3. Management of conservatees assets; and
4. Coordination of investigation and casework services with elder and dependent adult protection agencies.

FUND/CASH BALANCE

As stated in the Adopted Proposed Budget, this fund was projected to have a negative fund balance of \$1,605,585 as of July 1, 2013 compared to the July 1, 2012 negative balance of \$1,067,230, a decrease of \$538,355. The actual fund balance as of July 1, 2013 is a negative \$1,383,352, an improvement to the fund balance due primarily to additional revenue from the collection of estate fees. The overall decrease of fund balance is the result of operating a mandated program without sufficient required funding to support the program at the current level of expenditures. The negative fund balance in this budget has been funded by Behavioral Health and Recovery Services positive fund balance. Similarly, cash was estimated to be a negative \$1,582,296 as of July 1, 2013 compared to the \$1,041,594 negative balance on July 1, 2012, a decrease of \$540,702. The actual cash balance as of July 1, 2013 is a negative \$1,340,037. This decrease in cash is in line with the current year projected operating loss of \$552,354. This fund has operated with a deficit each year due to Public Guardian being a mandated program with no required funding attached. County contributions in addition to the estate fees that are collected have not been sufficient to carry the program at the mandated levels. The positive cash balance in Behavioral Health and Recovery Services covers the negative balance. As part of the Adopted Proposed Budget, the County General Fund contribution was increased to appropriately fund this program.

BHRS - Public Guardian					
Classification	2011-2012 Actual	2012-2013 Actual	2013-2014 Adopted Proposed	2013-2014 Recommended Adjustments	2013-2014 Recommended Final Budget
Taxes	\$0	\$0	\$0	\$0	\$0
Licenses, Permits, Franchises	\$0	\$0	\$0	\$0	\$0
Fines, Forfeitures, Penalties	\$0	\$0	\$0	\$0	\$0
Revenue from use of Assets	\$758	\$4,179	\$0	\$0	\$0
Intergovernmental Revenue	\$0	\$0	\$0	\$0	\$0
Charges for Service	\$188,308	\$235,319	\$105,000	\$0	\$105,000
Miscellaneous Revenue	\$0	\$0	\$0	\$0	\$0
Other Financing Sources	\$0	\$1,417	\$0	\$0	\$0
Total Revenue	\$189,066	\$240,915	\$105,000	\$0	\$105,000
Salaries and Benefits	\$655,717	\$725,577	\$788,088	\$0	\$788,088
Services and Supplies	\$58,943	\$78,824	\$102,988	\$0	\$102,988
Other Charges	\$196,014	\$203,245	\$233,988	\$0	\$233,988
Fixed Assets					
Equipment	\$0	\$48,283	\$0	\$0	\$0
Other Financing Uses	\$18,289	\$0	\$0	\$0	\$0
Equity	\$0	\$0	\$0	\$0	\$0
Intrafund	\$124,199	\$127,686	\$103,949	\$0	\$103,949
Contingencies	\$0	\$0	\$0	\$0	\$0
Gross Costs	\$1,053,162	\$1,183,614	\$1,229,013	\$0	\$1,229,013
Fund Balance	\$287,519	\$316,122	\$0	\$0	\$0
Net County Cost	\$576,577	\$626,577	\$1,124,013	\$0	\$1,124,013

PROGRAM DISCUSSION

At the previously established level of funding, the Department cannot continue to provide the current level of services through the Office of Public Guardian. As such, this base budget request includes \$547,436 in unmet needs, in addition to \$576,577 in County General Funds. The Office of Public Guardian is a mandated County function that receives no direct funding other than from the County General Fund and a small amount of fee revenue earned from court accountings.

The proposed level of funding represents the essential minimum necessary of estate management services to 128 individuals on Conservatorship. The Office of Public Guardian manages services to individuals under both Probate Conservatorship and Lanterman Petris Short (LPS) Conservatorship. LPS conservatees are by definition unable to consent voluntarily to needed mental health treatment services and often live in a custodial setting such as a State Hospital or other locked psychiatric treatment facilities. Through its dedicated Substance Abuse and Mental Health Services Administration (SAMHSA) funding, Behavioral Health and Recovery Services (BHRS) contracts with Turning Point Community Programs, Inc. who works in a highly collaborative manner to ensure that LPS conservatees are placed in the least restrictive setting for as short a time as possible, in order to term conservatorships when the individual no longer meets the legal criteria for this highly restrictive legal status. This results not only in the individual being able to return to community-based living situations and resume voluntary mental health services, but also often results in significant BHRS cost savings, since all LPS locked placement costs are borne by the Department and are not reimbursable by Medi-Cal. The Estate Management Office provides the financial management services and oversight required through both Probate and LPS regulations.

Due to the potential impacts if not managed appropriately, the Department has had in previous fiscal years to support shortfalls in the Public Guardian budget through departmental fund balance reserves. Over the last three years, approximately \$880,000 in BHRS fund balance has been used in this budget to address unmet needs during the operating year. Unfortunately, the Department's fund balance is close to depletion, with the remaining unencumbered balance dedicated to psychiatric hospitalization costs.

Without additional funding from the County General Fund, the Department will no longer be able to provide even the most essential mandated estate management services. The impact of this would result in non-compliance with Court-ordered responsibilities such as: provision of food, shelter and clothing; money management, including tax filing and bank reconciliations; representative payee services, medical and quality of life decisions, including management of health benefits; management of conservatee assets; and maintenance of appropriate records and accountings to protect against fraud and abuse, leaving the County vulnerable for possible litigation and Court sanctions.

STAFFING RECOMMENDATIONS

Adopted Proposed Budget

Total current authorized positions— 9

There are no recommended changes to the current level of staffing.

Total recommended authorized positions— 9

Final Budget

There are no recommended changes to the current level of staffing.

BUDGET RECOMMENDATIONS

Adopted Proposed Budget

It is recommended that a budget of \$1,229,013 be approved in BHRS – Public Guardian, which includes a recommended increase of \$547,436 from the General Fund to allow the Department to provide the most essential mandated services. This budget is funded from \$105,000 in estimated departmental revenue and a \$1,124,013 contribution from the General Fund.

Final Budget

There are no recommended changes in funding to this budget.

STANISLAUS COUNTY, CALIFORNIA
Fiscal Year 2013-2014



HUMAN SERVICES
Health

BEHAVIORAL HEALTH AND RECOVERY SERVICES—
STANISLAUS RECOVERY CENTER

Budget Unit 1505 6700001
 Special Revenue Fund

SERVICES PROVIDED

The Stanislaus Recovery Center (SRC) provides residential detoxification services, outpatient and day treatment alcohol and drug services. SRC also provides residential and day treatment co-occurring treatment services for individuals with dual substance use disorders and mental health issues.

FUND/CASH BALANCE

As of July 1, 2013, this fund has a positive fund balance of \$668,771 compared to the July 1, 2012 positive balance of \$695,390. The comparable difference in fund balance is consistent with the projected operating result. As stated in the Adopted Proposed Budget, cash was estimated to be a positive \$1,040,503 as of July 1, 2013 compared to the \$1,078,815 positive balance on July 1, 2012. The actual cash balance as of July 1, 2013 is a positive \$682,963, lower than projected as a result of the timing of State payments for the Substance Abuse Prevention and Treatment Block Grant.

BHRS - Stanislaus Recovery Center					
Classification	2011-2012 Actual	2012-2013 Actual	2013-2014 Adopted Proposed	2013-2014 Recommended Adjustments	2013-2014 Recommended Final Budget
Taxes	\$0	\$0	\$0	\$0	\$0
Licenses, Permits, Franchises	\$0	\$0	\$0	\$0	\$0
Fines, Forfeitures, Penalties	\$103,252	\$41,387	\$43,306	\$0	\$43,306
Revenue from use of Assets	\$35,818	\$72,312	\$56,126	\$0	\$56,126
Intergovernmental Revenue	\$1,111,572	\$1,242,482	\$1,308,981	\$0	\$1,308,981
Charges for Service	\$684,962	\$628,612	\$896,135	\$0	\$896,135
Miscellaneous Revenue	\$33,941	\$21,912	\$0	\$0	\$0
Other Financing Sources	\$215,963	\$175,964	\$0	\$0	\$0
Total Revenue	\$2,185,508	\$2,182,669	\$2,304,548	\$0	\$2,304,548
Salaries and Benefits	\$1,449,180	\$1,441,481	\$2,252,402	\$0	\$2,252,402
Services and Supplies	\$528,817	\$540,843	\$578,827	\$0	\$578,827
Other Charges	\$204,197	\$139,314	\$128,203	\$0	\$128,203
Fixed Assets	\$0	\$0	\$0	\$0	\$0
Other Financing Uses	\$28,119	\$0	\$0	\$0	\$0
Equity	\$0	\$0	\$0	\$0	\$0
Intrafund	(\$30,746)	\$87,650	(\$654,884)	\$0	(\$654,884)
Contingencies	\$0	\$0	\$0	\$0	\$0
Gross Costs	\$2,179,567	\$2,209,288	\$2,304,548	\$0	\$2,304,548
Fund Balance	(\$5,941)	\$26,619	\$0	\$0	\$0
Net County Cost	\$0	\$0	\$0	\$0	\$0

PROGRAM DISCUSSION

At the proposed level of funding, the Department will be able to maintain current services at Fiscal Year 2012-2013 levels. Stanislaus Recovery Center currently serves approximately 641 individuals with

substance use disorders and 136 with co-occurring substance use and mental health issues. The primary source of funding is the Federal Substance Abuse Prevention and Treatment (SAPT) block grant.

There is one known reduction to Federal SAPT block grant funding in Fiscal Year 2013-2014 as a result of the Federal sequestration. At this time, based on information provided by the County Alcohol and Drug Program Administrators Association of California, the Department budgeted a 7% reduction (\$21,188) on funding received from July 2013 – September 2013 and a 5% reduction (\$45,403) on funding received from October 2013 – June 2014. However, the decrease could be as high as 10% depending on how the reduction is made at the State level. Any additional decreases will be made during future budget updates.

Currently, the Federal SAPT block grant includes a Maintenance of Effort (MOE) that requires expenditures for authorized services to remain at a level that is no less than the average of the two preceding years. When the State implemented 2011 State Realignment in Fiscal Year 2011-2012, the responsibility to meet the MOE for the SAPT block grant was shifted to the counties. Prior to that, this requirement was met by the State through the apportionment of State General Funds (SGF) to counties for the match to Drug Medi-Cal and other alcohol and drug services. The consequence of not meeting the MOE requirement is a dollar for dollar reduction of the SAPT block grant award. Counties are required to notify the State Department of Alcohol and Drug Programs (ADP) of changes to county expenditure of funds. ADP will then review and may approve the local changes depending on the level of expenditures needed to maintain the SAPT block grant statewide MOE requirement. The Department is currently monitoring the level of expenditures across the entire Alcohol and Other Drug System of Care to ensure that revenue levels are not compromised.

The Fiscal Year 2013-2014 State Budget outlines the State's plan for implementation of the Federal Patient Protection and Affordable Care Act (PPACA). The plan includes both mandatory and optional requirements under the Medicaid (Medi-Cal) Expansion, a Health Care Exchange for individuals who have no insurance but don't meet Medi-Cal requirements, and a Medicaid Bridge Program for individuals who may transition between expansion and exchange programs. The Bridge Program will be administered through contracts with Medi-Cal Managed Care providers. The PPACA recognizes that prevention and treatment of substance use disorders is an important component of an individuals overall health. Specific programs have not been developed but the Department is monitoring this activity through the County Alcohol and Drug Program Administrators Association of California (CADPAAC).

The State is currently estimating that the mandatory expansion requirements will result in an approximately \$350 million increase to State General Funds. However, this program has not been fully fleshed out and could change based on legislative activity. As a result, the impact to counties is currently unknown. Any potential revenue enhancements as a result of PPACA will be included in future budget updates.

Additionally, the implementation of the Federal Patient Protection and Affordable Care Act requires the provision of healthcare benefits for employees working an average of 30 hours a week. As a result of this new legislation, the Department is requesting the staffing changes detailed below.

STAFFING RECOMMENDATIONS

Adopted Proposed Budget

The Department is requesting to add six new positions: one Assistant Cook II, three Behavioral Health Specialist II, one Clinical Services Technician II and one Mental Health Clinician II. Stanislaus Recovery Center has historically used extra help staffing to help offset costs in a very tight budget. The Recovery Center provides both day-treatment services and 24/7 residential co-occurring substance use disorder and mental health services. The duties associated with these positions are currently performed by extra help employees who work 40 hours per week. For continuity of care, there is a need to continue on a full-time basis and as a result these positions are recommended to be transitioned from extra help to full-time status. Funding for these positions has been identified from Federal Substance Abuse Prevention and Treatment funds and Mental Health Services Act funding.

Total current authorized positions— 21

It is recommended to add the following six new positions: one Assistant Cook II, three Behavioral Health Specialist II, one Clinical Services Technician II and one Mental Health Clinician II.

Total recommended authorized positions— 27

Final Budget

There are no recommended changes to the current level of staffing.

BUDGET RECOMMENDATIONS

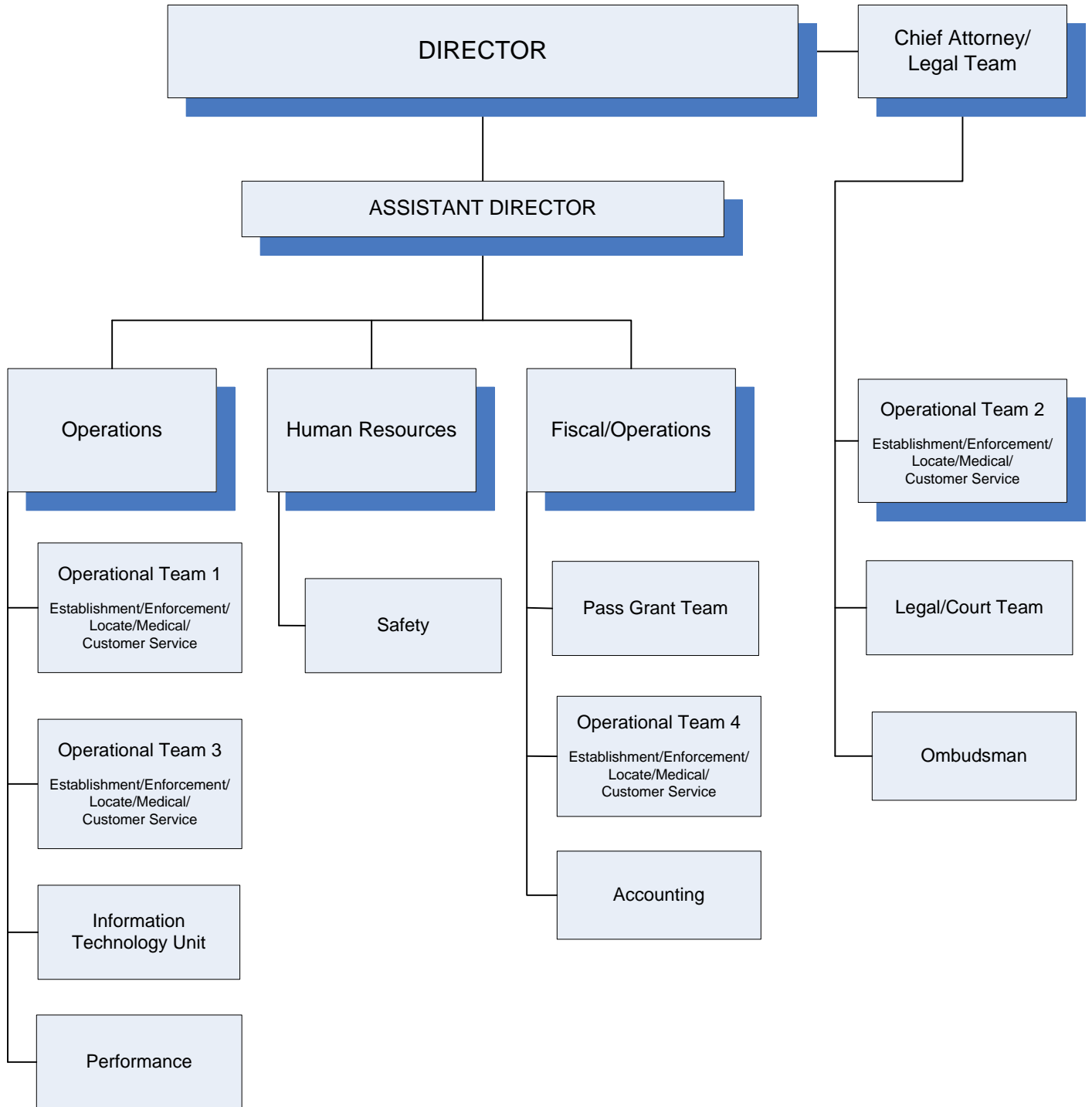
Adopted Proposed Budget

It is recommended that a budget of \$2,304,548 be approved in BHRS – Stanislaus Recovery Center. This budget is funded from \$2,304,548 in estimated departmental revenue.

Final Budget

There are no recommended changes in funding to this budget.

STANISLAUS COUNTY
CHILD SUPPORT SERVICES



Revised April 2013



HUMAN SERVICES/PUBLIC PROTECTION
Judicial

CHILD SUPPORT SERVICES
Tamara Thomas,
Director

BUDGET AT A GLANCE

Gross Costs	\$16,125,939
Total Revenue	\$16,125,939
Fund Balance/Retained Earnings	\$0
Net County Cost	\$0
Total Recommended Staffing	162
% Funded by Local Discretionary Funds	0.0%

MISSION STATEMENT

To establish and enforce paternity and support orders, in compliance with Federal and State law, while providing the excellent level of service our customers expect and require.

ACCOMPLISHMENTS AND OBJECTIVES

Each parent has an obligation to provide financial support for their children. To this end, the Department of Child Support Services continues to focus the operational priorities on core services to ensure such support is obtained. By providing these services, the Department is able to assist families as they move toward or continue to maintain self-sufficiency, thereby reducing the number of families relying upon other County public assistance programs or similar services.

The Accomplishments of 2012-2013 and Objectives for the 2013-2014 Fiscal Year for the Department of Child Support Services include:

FISCAL YEAR 2012-2013 ACCOMPLISHMENTS	FISCAL YEAR 2013-2014 OBJECTIVES
<ul style="list-style-type: none"> ◆ Expect to exceed collection and distribution of \$47,500,000 of child support to families. ◆ Expect to exceed 59.1% of current court ordered support. ◆ Expect to exceed in obtaining a support order on 92.8% of cases. ◆ Expect to meet collections of 63.3% of cases with an arrears balance. ◆ Expect to exceed the current collections to cost ratio of \$3.19. ◆ Awarded the 2012 NCSEA Program Awareness Award by the National Child Support Enforcement Association. ◆ Awarded the WICSEC 2012 Program Awareness Award by the Western Interstate Child Support Enforcement Council. ◆ Awarded the Most Improved Performance Award for Federal Fiscal Year 2012 by the California State Department of Child Support Services. 	<ul style="list-style-type: none"> ◆ Maintain collection and distribution at \$49,300,000 of child support to families. ◆ Collect 61.9% of current court ordered support. ◆ Obtain a support order on 94.7% of cases—slight increase from prior year. ◆ Maintain collections on 63.3% of cases with an arrears balance. ◆ Meet the State required collection to cost ratio.

STANISLAUS COUNTY, CALIFORNIA
Fiscal Year 2013-2014



HUMAN SERVICES/PUBLIC PROTECTION
Judicial

CHILD SUPPORT SERVICES

Budget Unit 1071 0240000
 Special Revenue Fund

SERVICES PROVIDED

The major services provided by the Department of Child Support Services (DCSS) are the collection and distribution of child support, location of parents and employers, establishment of paternity and child support orders, enforcement of child support orders; legal representation of the County in child support matters, establishment and enforcement of medical support; and child support services for cases when a parent resides out of State.

FUND/CASH BALANCE

As of July 1, 2013, this fund has a positive fund balance of \$1,474,375 compared to the July 1, 2012 positive balance of \$1,453,188. It is anticipated that, in the absence of changes in State payment schedules, sufficient reimbursement will be received and revenue will be claimed to offset expenditures in Fiscal Year 2013-2014. There is sufficient fund balance to cover unforeseen expenses, however no fund balance usage is anticipated or budgeted at this time. Cash is tracking similar to fund balance.

Child Support Services					
Classification	2011-2012 Actual	2012-2013 Actual	2013-2014 Adopted Proposed	2013-2014 Recommended Adjustments	2013-2014 Recommended Final Budget
Taxes	\$0	\$0	\$0	\$0	\$0
Licenses, Permits, Franchises	\$0	\$0	\$0	\$0	\$0
Fines, Forfeitures, Penalties	\$0	\$0	\$0	\$0	\$0
Revenue from use of Assets	\$35,379	\$22,442	\$30,000	\$0	\$30,000
Intergovernmental Revenue	\$17,887,323	\$13,538,454	\$16,095,939	\$0	\$16,095,939
Charges for Service	\$0	\$0	\$0	\$0	\$0
Miscellaneous Revenue	\$21	\$220	\$0	\$0	\$0
Other Financing Sources	\$0	\$345	\$0	\$0	\$0
Total Revenue	\$17,922,723	\$13,561,461	\$16,125,939	\$0	\$16,125,939
Salaries and Benefits	\$11,408,278	\$11,598,506	\$13,128,309	\$0	\$13,128,309
Services and Supplies	\$1,178,377	\$890,980	\$1,413,733	\$0	\$1,413,733
Other Charges	\$991,866	\$1,050,789	\$1,486,397	\$0	\$1,486,397
Fixed Assets					
Equipment	\$206,420	\$0	\$97,500	\$0	\$97,500
Other Financing Uses	\$343,071	\$0	\$0	\$0	\$0
Equity	\$0	\$0	\$0	\$0	\$0
Intrafund	\$0	\$0	\$0	\$0	\$0
Contingencies	\$0	\$0	\$0	\$0	\$0
Gross Costs	\$14,128,012	\$13,540,275	\$16,125,939	\$0	\$16,125,939
Fund Balance	(\$3,794,711)	(\$21,186)	\$0	\$0	\$0
Net County Cost	\$0	\$0	\$0	\$0	\$0

PROGRAM DISCUSSION

At the proposed level of funding, the Department can maintain its current level of mandated services. The Governor's Proposed State Budget for Fiscal Year 2013-2014 is expected to have a positive impact on the Child Support Program. Last year, local administrative funding was cut for each child

support agency by \$14.7 million statewide as part of the Governor's May Revise. Subsequently, the Stanislaus County Department of Child Support Services' Adopted Final Budget was adjusted to reflect a reduction in the amount of \$256,218 in administrative funding and \$238,796 in Electronic Data Processing, Maintenance and Operations (EDP, M&O) funding. The Proposed State Budget restores the \$14.7 million in statewide cuts that were made last year, bringing the local administrative funding back to prior year levels. The local EDP, M&O funding remains reduced at approximately 72% of the Fiscal Year 2011-2012 levels.

Additionally, the Governor's Proposed Budget plans to rescind its suspension of the county share of child support collections for the 2013-2014 Fiscal Year. Consequently the budget estimates that counties will retain \$29.8 million in public assistance recoupment. This action reverses two previous years of the county share being suspended. Historically, the Stanislaus County Community Services Agency (CSA) has received the county share of recoupment collections. The county share was suspended effective July 1, 2011. The Community Services Agency (CSA) received approximately \$398,000 in recoupment in Fiscal Year 2010-2011. This rescission of the suspension is expected to have a positive impact on CSA revenue.

For Fiscal Year 2013-2014, the Revenue Stabilization Funds within the child support allocations remain intact at \$18.7 million. The Department of Child Support Services (DCSS) therefore expects to receive a level of funding similar to the flat level that it has received in prior years. Although revenue remains constant, increased employee costs have a net effect over time of reduced funding for the Child Support Program. The Department has, in recent years, relied on attrition for cost-savings by deleting vacant positions in order to absorb increasing costs. Subsequently, long term strategic budget analysis for the Department shows that although current levels of services can be maintained during Fiscal Year 2013-2014, new programs and regulatory changes may require reallocation of some staff positions as well as the strategic filling of some critical remaining vacancies.

The Patient Protection and Affordable Care Act (PPACA) of 2012 is being closely reviewed and analyzed by the child support community, as its implementation may have fiscal impacts in the upcoming year. The immediate focus is primarily on identifying the role of the Child Support Program related to medical support enforcement in a post implementation Patient Protection and Affordable Care Act era. Currently, child support orders all have medical support provisions – whereby medical coverage for the children must be provided by a party. The PPACA will expand affordable medical coverage for children, and therefore will broaden the options for both noncustodial and custodial parents. The impacts of PPACA on medical support as provided within the Child Support Program are unknown, but as roles are defined by Federal agencies, the Department will engage in outreach efforts to educate and prepare customers.

In the midst of budgetary constraints and future economic concerns, the Department continues to assess and allocate resources to maintain current levels of mandated services, with its primary focus being on the collection and distribution of child support, and the services necessary to enforce orders effectively.

In July 2012, the Department applied for a Federal demonstration grant which sought to assist non-custodial parents in finding employment. In October 2102, the Department was the only child support agency in the State of California to be awarded the Administration of Children and Families, Office of Child Support Enforcement's Noncustodial Parent Employment Demonstration Project (CSPED) grant. The five-year grant project, locally known as the Pathways to Self-Sufficiency (PASS) project, is a collaboration effort between county agencies and local non-governmental organizations. The project will engender a closer relationship between the Stanislaus County Superior Courts and DCSS as they work together to serve the child support and employment needs of the grant participants. The Department will also enhance its relationship with Alliance Worknet so that grant participants (unemployed parents who owe child support) will be assisted closely with work search, job placement, and job retention services. Additionally, the Department is partnering with the Center for Human Services to provide parenting classes, and with Haven Women's Center of Stanislaus to ensure the component of domestic violence awareness is incorporated within the project

In addition to collaborating with the Stanislaus Superior Courts for the PASS project, DCSS continues to work jointly with the Courts in order to effectively administer the Child Support Program. In December 2012, DCSS and court staff worked together to move the child support courtroom from the

Department 16 to Department 11. This move resulted in a much needed cost savings for the Courts at a time when its budget was reduced. Currently, DCSS and the Courts are partnering on projects to streamline processes and increase efficiencies for both agencies. These projects include the electronic filing of documents and moving towards a paperless courtroom, and are anticipated to be completed in the upcoming fiscal year.

The Department plans to continue partnering in Fiscal Year 2013-2014 with the Stanislaus County Probation Department to jointly work on shared participant cases. The inclusion of a Deputy Probation Officer working on child support cases in which a participant is on Probation, has had many valuable outcomes including collections from parents who would otherwise not engage with DCSS, as well as reinforcing the importance of complying with all court orders as a term of probation.

Since June 2012, a Child Support Officer (CSO) has been co-located at the Family Law Facilitator/Self-Help Center every week on Monday mornings. This is a rotational assignment designed to provide services to those in the community who may be seeking assistance with completing legal forms related to child support matters but who may not be able to travel to the DCSS office on Hackett Road in Ceres. The CSO at this location is also able to assist customers who may not otherwise be aware of the services that Child Support can provide.

DCSS had proposed to partner with the District Attorney's Office to fund a Plan of Cooperation (POC) for one Criminal Investigator. Due to the recent retirement announcement of the Criminal Investigator effective June 2013, along with program changes and budget concerns, neither department will be seeking a renewal of the POC. Any financial adjustments related to discontinuing this POC will be addressed as part of the mid-year review process.

DCSS continues to focus on customer service improvement efforts in various ways. A new operational model has been implemented department-wide which has been planned by management over the last ten months. The new model has restructured the organization from specialized functional units to a more comprehensive team approach. This move will provide greater staff flexibility, enhanced knowledge, and backup coverage while supporting workforce planning efforts and enabling the Department to continue to provide a consistent level of services.

Child support processes are heavily dependent upon information technology (IT) systems. The DCSS IT unit must secure and safeguard sensitive and confidential data through strong privacy and data security practices and ensure the Department is prepared to operate during, and recover from, a time of disruption. Consequently, infrastructure improvements and replacement of older equipment are necessary to ensure continuity of business. Based upon current usage of the backup software in use, the Department anticipates needing additional storage space for backup solutions within the upcoming Fiscal Year. The Recommended Proposed Budget contains appropriations set aside for this purpose. Similarly, as part of the DCSS IT Strategic Plan, the Department has committed to virtualizing servers.

In August 2012, the National Child Support Enforcement Association (NCSEA) awarded Stanislaus County the 2012 NCSEA Program Awareness Award for the Department's 'Stepping up To the Plate' outreach. In October 2012, the Department was recognized by the Western Interstate Child Support Enforcement Council (WICSEC) for the outreach campaign. In January 2013, the Department's efforts in improving performance were recognized by the California State Department of Child Support Services in Sacramento. The CADCSS awarded Stanislaus DCSS the Most Improved Large County Performance Award for Federal Fiscal Year 2012.

STAFFING RECOMMENDATIONS

Adopted Proposed Budget

The Department is requesting to reclassify one vacant Legal Clerk III position upward to a Staff Services Analyst position. The Department recently restructured and no longer requires the duties of a Legal Clerk III. This Staff Services Analyst position will complete data analysis and review that will result in independent data-driven recommendations for caseworkers. Funding is available within the Child Support Budget for the Staff Services Analyst. There are no impacts to the General Fund.

Total current authorized positions— 162

It is recommended to reclassify upward one Legal Clerk III position to a Staff Services Analyst. There are no recommended changes that impact the staffing allocation.

Total recommended authorized positions— 162

Final Budget

There are no recommended changes to the current level of staffing.

BUDGET RECOMMENDATIONS

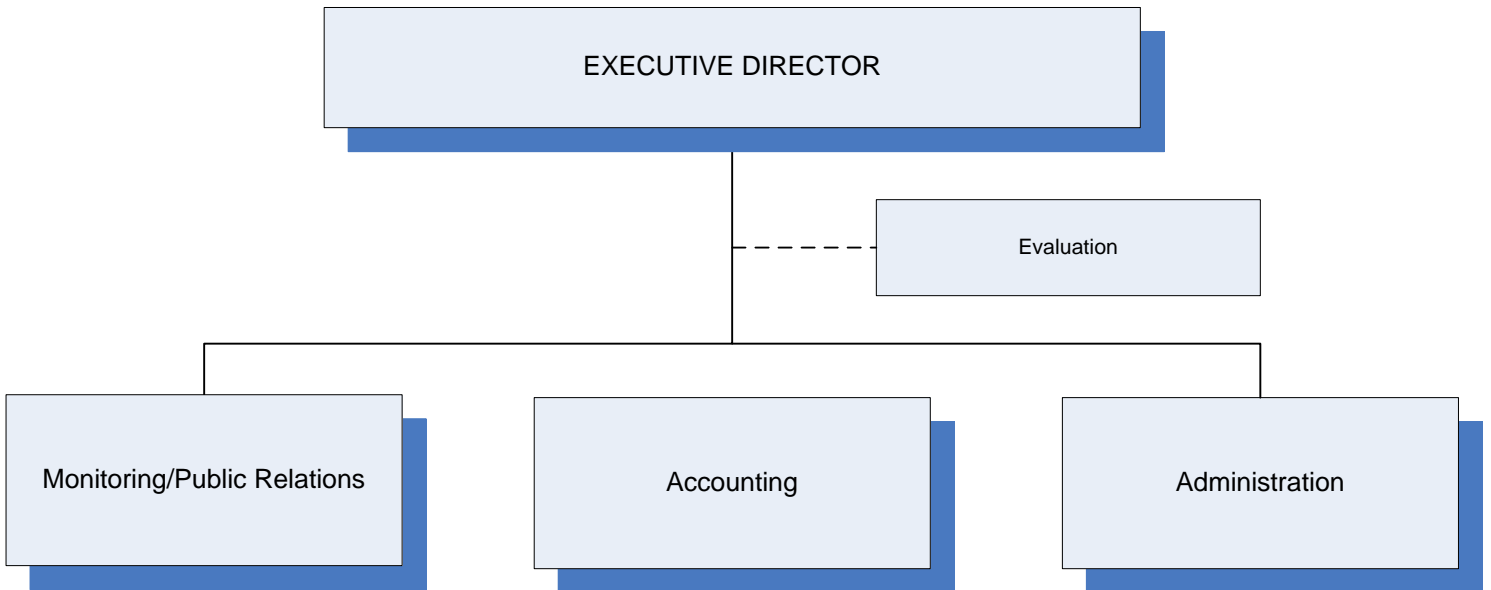
Adopted Proposed Budget

It is recommended that a budget of \$16,125,939 be approved for Child Support Services. This budget is funded from \$16,125,939 in estimated department revenue.

Final Budget

There are no recommended changes in funding to this budget.

**STANISLAUS COUNTY
CHILDREN AND FAMILIES COMMISSION**



Revised April 2013

**STANISLAUS COUNTY, CALIFORNIA
Fiscal Year 2013-2014**



**FISCAL GENERAL SERVICES
Other General**

**CHILDREN AND FAMILIES
COMMISSION—PROPOSITION 10
John Sims, Director**

BUDGET AT A GLANCE	
Gross Costs	\$7,515,250
Total Revenue	\$5,505,109
Fund Balance/Retained Earnings	<u>\$2,010,141</u>
Net County Cost	\$0
Total Recommended Staffing	5
% Funded by Local Discretionary Funds	0.0%

NOTE

This budget is included in the proposed budget for information purposes as well as to meet the Governmental Accounting Standard Board requirements. The Stanislaus County Children and Families Commission has independent jurisdiction over planning and funding decisions separate from the Stanislaus County Board of Supervisors.

MISSION STATEMENT

Promoting the development and well-being of children ages 0-5.

ACCOMPLISHMENTS AND OBJECTIVES

The Accomplishments of 2012-2013 and Objectives for the 2013-2014 Fiscal Year for the Children and Families Commission include:

FISCAL YEAR 2012-2013 ACCOMPLISHMENTS	FISCAL YEAR 2013-2014 OBJECTIVES
<ul style="list-style-type: none"> ◆ Implemented the narrowed program focus of Year 1 listed in the 2012-2013 Strategic Plan. ◆ 11,591 children’s families received family support services through countywide Family Resource Centers and other programs. ◆ 2,186 children’s families received more intensive support services focused on improving child abuse factors. ◆ 2,739 children 0-5 and pregnant women who did not have access to health care received medical attention through an interim health care program. ◆ 1,976 pregnant women and children 0-5 who did not have health insurance were enrolled in a health coverage plan. ◆ 2,490 children 0-5 were screened for educational developmental issues and 587 were referred for further assessment or services. 	<ul style="list-style-type: none"> ◆ Implement Year 2 of the 2012-2014 Strategic Plan. ◆ Maintain positive trends in the reduction of repeat child maltreatment reports. ◆ Increase the number of children who are cognitively, socially, and behaviorally ready to enter school. ◆ Maintain access and maximize utilization of children’s preventative and ongoing health care. ◆ Increase the number of healthy births from high risk pregnancies.

STANISLAUS COUNTY, CALIFORNIA
Fiscal Year 2013-2014



FISCAL GENERAL SERVICES
Other General

CHILDREN AND FAMILIES
COMMISSION—PROPOSITION 10

Budget Unit 1755 0016140
 Special Revenue Fund

SERVICES PROVIDED

The Stanislaus County Children and Families Commission promotes the development of countywide integrated and comprehensive services that enhance the intellectual, social, emotional, and physical development of children 0 through age 5. Integrated services include health care, quality childcare, parental education and effective prevention services. Services are provided on a community-by-community basis and directed to families and their children (prenatal through five years of age). The Commission ensures that services are organized to maximize the community's resources and are designed to produce measurable results.

FUND/CASH BALANCE

As of July 1, 2013, this fund has a positive fund balance of \$12,600,660 compared to the July 1, 2012 positive balance of \$13,077,401. The decrease is consistent with the Commission's plan to spend down its fund balance reserves until six months of anticipated revenue remains. The vast majority of Commission revenues are generated from a \$.50 per pack tax on tobacco products that is collected by the State of California and distributed to California's 58 counties based on live births in each county. In the future, it is expected that revenue will further decline due to fewer smokers using tobacco products. Cash is tracking similar to fund balance.

Children and Families Commission					
Classification	2011-2012 Actual	2012-2013 Actual	2013-2014 Adopted Proposed	2013-2014 Recommended Adjustments	2013-2014 Recommended Final Budget
Taxes	\$0	\$0	\$0	\$0	\$0
Licenses, Permits, Franchises	\$0	\$0	\$0	\$0	\$0
Fines, Forfeitures, Penalties	\$0	\$0	\$0	\$0	\$0
Revenue from use of Assets	\$147,519	\$76,899	\$153,782	\$0	\$153,782
Intergovernmental Revenue	\$5,700,844	\$5,597,167	\$5,351,327	\$0	\$5,351,327
Charges for Service	\$0	\$0	\$0	\$0	\$0
Miscellaneous Revenue	\$8,000	\$667	\$0	\$0	\$0
Other Financing Sources	\$0	\$854	\$0	\$0	\$0
Total Revenue	\$5,856,363	\$5,675,587	\$5,505,109	\$0	\$5,505,109
Salaries and Benefits	\$616,495	\$434,455	\$489,549	\$0	\$489,549
Services and Supplies	(\$4,616,821)	\$3,122,462	\$3,799,634	\$0	\$3,799,634
Other Charges	\$2,984,307	\$2,595,413	\$3,226,067	\$0	\$3,226,067
Fixed Assets	\$0	\$0	\$0	\$0	\$0
Other Financing Uses	\$20,196	\$0	\$0	\$0	\$0
Equity	\$0	\$0	\$0	\$0	\$0
Intrafund	\$0	\$0	\$0	\$0	\$0
Contingencies	\$0	\$0	\$0	\$0	\$0
Gross Costs	(\$995,823)	\$6,152,330	\$7,515,250	\$0	\$7,515,250
Fund Balance	(\$6,852,186)	\$476,743	\$2,010,141	\$0	\$2,010,141
Net County Cost	\$0	\$0	\$0	\$0	\$0

PROGRAM DISCUSSION

At the proposed level of funding, the Department can provide \$6.4 million of funding for 25 contracts in the community. Funding will support the following core services: behavioral and mental health, community resource and referral, targeted intensive parent support, early education for children, health access, oral health education, prenatal care and safety education. With no changes in State law, it is projected this level of funding can be provided over the next 4 years.

STAFFING RECOMMENDATIONS

Adopted Proposed Budget

Total current authorized positions— 5

There are no recommended changes to the current level of staffing.

Total recommended authorized positions— 5

Final Budget

There are no recommended changes to the current level of staffing.

BUDGET RECOMMENDATIONS

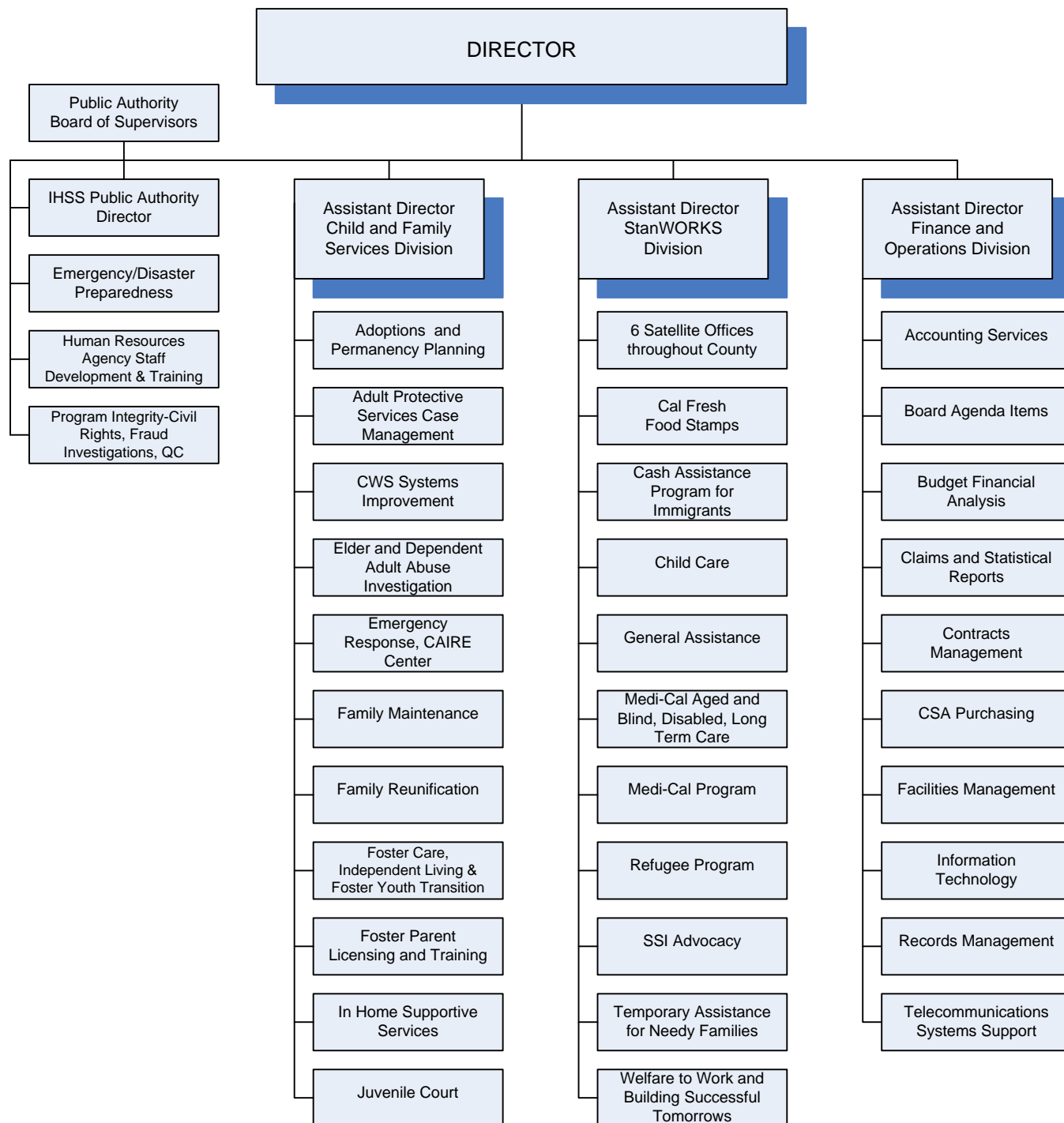
Adopted Proposed Budget

It is recommended that a budget of \$7,515,250 be approved for Children and Families Commission. This budget is funded from \$5,505,109 in estimated department revenue and \$2,010,141 of departmental fund balance.

Final Budget

There are no recommended changes in funding to this budget.

STANISLAUS COUNTY COMMUNITY SERVICES AGENCY



Revised April 2012



HUMAN SERVICES
Administration

COMMUNITY SERVICES AGENCY
Kathryn Harwell, Director

BUDGET AT A GLANCE	
Gross Costs	\$305,768,411
Total Revenue	\$294,376,368
Fund Balance/Retained Earnings	\$77,603
Net County Cost	\$11,314,440
Total Recommended Staffing	1,016
% Funded by Local Discretionary Funds	3.7%

MISSION STATEMENT

CSA serves our community by protecting children and adults and assisting families towards independence and self-sufficiency. The vision of the Department is for Safe, Healthy, Thriving Communities.

ACCOMPLISHMENTS AND OBJECTIVES

The Community Services Agency's accomplishments and objectives align directly to the Agency's strategic direction and are guided by strategic priorities. These priorities include but are not limited to: protecting children and adults from abuse and neglect; providing access, services and support for basic needs of living; promoting personal responsibility and self-sufficiency; providing excellent customer service; practicing program and agency integrity; and promoting effective business strategies.

The Accomplishments of 2012-2013 and Objectives for the 2013-2014 Fiscal Year for the Community Services Agency include:

FISCAL YEAR 2012-2013 ACCOMPLISHMENTS	FISCAL YEAR 2013-2014 OBJECTIVES
<ul style="list-style-type: none"> ◆ Developed and issued the County Request for Proposal (RFP) for Welfare to Work (WtW) services and activities to enhance self-reliance and self-sufficiency outcomes to increase the number of customers engaged and participating in the WtW program. ◆ Continued Implementation of new business models to improve customer service and work flow in the StanWORKs lobby. ◆ Initiated partnerships within the community to assist with services and resources needed for extended foster care youth, non-minor dependents. ◆ Implemented State health care initiatives in the In Home Supportive Services (IHSS) program specific to Federal approval of the Community First Choice Option (CFCO) and new Maintenance of Effort (MOE). 	<ul style="list-style-type: none"> ◆ Expand Mental Health services to a wider population of Child Welfare Services for children served in Emergency Response, Family Maintenance, Family Reunification and Permanent Placement. Services will include assessment and treatment. ◆ Expand Medi-Cal to include eligibility services, optional extended population (Medically Indigent Adults), and subsidized health insurance enrollment through Covered California. ◆ Implement the Consortium IV Region 4 Hub to take calls transferred from Covered California for Medi-Cal services for residents of Stanislaus, Napa and Marin counties. ◆ Implement targeted employment services based on employability readiness to meet WtW Early Engagement requirements. ◆ Expand In-Home Supportive Services (IHSS) in the community in support of Health Care Reform while strengthening Quality Assurance for Program Integrity.

BUDGETS WITHIN THE COMMUNITY SERVICES AGENCY INCLUDE:

- ◆ Services and Support
- ◆ County Children's Fund
- ◆ General Assistance
- ◆ IHSS Public Authority-Administration
- ◆ IHSS Public Authority-Benefits
- ◆ IHSS Provider Wages
- ◆ Integrated Children's Services
- ◆ Public Economic Assistance
- ◆ Seriously Emotionally Disturbed Children



COMMUNITY SERVICES AGENCY—SERVICES AND SUPPORT

Budget Unit 1631 0045050
Special Revenue Fund

SERVICES PROVIDED

The Community Services Agency (CSA) operates approximately 72 social welfare programs providing assistance, direct client services and support for the benefit of the community:

1. Social Services (Child Welfare/Child Protective Services, Adult Protective Services/In-Home Supportive Services);
2. CalWORKs (Temporary Assistance to Needy Families, Employment Services, Welfare Fraud Prevention and Investigation);
3. Other Public Welfare Assistance (CalFresh, Medi-Cal, Foster Care, Adoptions and General Assistance); and
4. Child Care (Subsidized Child Care Stages 1, 2, 3).

FUND/CASH BALANCE

As stated in the Adopted Proposed Budget, this fund was projected to have a positive fund balance of \$25,150 as of July 1, 2013 compared to the July 1, 2012 positive balance of \$618,075 due to the planned use of dedicated fund balance to support one-time services in extended foster care and intensive treatment foster care pending the planned adjustments to increase 2011 Realignment funding for these critical services. The projected fund balance of \$25,150 is Imprest Cash reserved for petty cash, change and postage funds. The actual fund balance as of July 1, 2013 is \$63,287. The increase is due to the reserve of fund balance of \$38,137 for encumbered fixed asset purchases budgeted in Fiscal Year 2012-2013 that will not be completed until Fiscal Year 2013-2014.

Also stated in the Adopted Proposed Budget, cash was estimated to be a negative \$1,295,589 as of July 1, 2013 compared to the \$723,207 negative cash balance on July 1, 2012 due to the timing differences among State deferral of cash advances, adjusted cash advances, cash reimbursements, and actual incurred costs. The actual cash balance as of July 1, 2013 is a negative \$6,537,509. The difference is primarily due to a net increase in accounts receivables tied to an increased lag time in cash advances/adjustments for Federal and State funds.

CSA - Services and Support					
Classification	2011-2012 Actual	2012-2013 Actual	2013-2014 Adopted Proposed	2013-2014 Recommended Adjustments	2013-2014 Recommended Final Budget
Taxes	\$0	\$0	\$0	\$0	\$0
Licenses, Permits, Franchises	\$76,290	\$73,320	\$78,653	\$0	\$78,653
Fines, Forfeitures, Penalties	\$0	\$0	\$0	\$0	\$0
Revenue from use of Assets	\$110	\$24	\$0	\$0	\$0
Intergovernmental Revenue	\$96,441,574	\$101,165,427	\$121,464,558	\$5,959,983	\$127,424,541
Charges for Service	\$523,245	\$379,585	\$547,116	\$2,790	\$549,906
Miscellaneous Revenue	\$454,359	\$374,474	\$542,121	\$49	\$542,170
Other Financing Sources	\$577,436	\$920,549	\$579,565	\$14,850	\$594,415
Total Revenue	\$98,073,014	\$102,913,379	\$123,212,013	\$5,977,672	\$129,189,685
Salaries and Benefits	\$64,099,701	\$66,818,018	\$80,156,516	\$2,324,413	\$82,480,929
Services and Supplies	\$15,349,627	\$16,517,572	\$18,550,441	\$2,442,917	\$20,993,358
Other Charges	\$19,459,265	\$22,472,050	\$27,580,321	\$1,210,342	\$28,790,663
Fixed Assets					
Equipment	\$53,612	\$650,119	\$329,024	\$0	\$329,024
Other Financing Uses	\$1,939,949	\$333,915	\$0	\$0	\$0
Equity	\$0	\$0	\$0	\$0	\$0
Intrafund	\$0	\$0	\$0	\$0	\$0
Contingencies	\$0	\$0	\$0	\$0	\$0
Gross Costs	\$100,902,154	\$106,791,674	\$126,616,302	\$5,977,672	\$132,593,974
Fund Balance	(\$575,149)	\$554,789	\$0	\$0	\$0
Net County Cost	\$3,404,289	\$3,323,506	\$3,404,289	\$0	\$3,404,289

PROGRAM DISCUSSION

At the proposed level of funding, the Department can maintain the level of mandated social service programs for the projected number of cases and customers. Total proposed budget appropriations of \$126,616,302 are offset by estimated revenue of \$123,212,013 and a required County Match of \$3,404,289. The Mandated Match has decreased by \$142,079 from the 2012-2013 level in order to eliminate one-time funding previously approved by the Board of Supervisors, for In-Home Supportive Services (IHSS) Program Integrity and Fraud.

The Recommended Proposed Budget reflects an increase of \$10.8 million above the 2012-2013 Adopted Final Budget and is supported with Federal and State revenue. Approximately \$6.3 million is attributed to staffing costs: \$1.6 million will be dedicated to increased retirement, health and other employee costs; and \$4.7 million for an additional 57 positions which includes 21 positions restored or added during Fiscal Year 2012-2013 plus 36 new positions described in the Staffing Impact section of this Proposed Budget. The new positions are funded and needed to meet Health Care Reform requirements for Medi-Cal expansion and horizontal integration for public assistance programs. The remaining increase of \$4.5 million includes: \$1.4 million increase in Welfare to Work (WtW) subsidized employment services subject to new WtW 24 month time limits; \$856,447 to adequately fund the In Home Supportive Services (IHSS) new Maintenance of Effort (MOE) requirement implemented during Fiscal Year 2012-2013; \$460,323 for increases in Child Care and contracted Child Welfare Services; \$150,000 recommended for a facility master planning effort; \$141,824 in critical business equipment needs; and approximately \$1.6 million business operating costs to include charges from other County departments and various infrastructure demands, such as IT (technology) /facility maintenance, contracted security, publications, legal notices and training/staff development.

The programs funded in this budget are either mandated programs with legislative Federal, State and County sharing ratios, legislated Maintenance of Effort (MOE) contributions or 100% funded programs. CSA operates mandated Social Services programs and defines core services as activities in direct support of legal mandates, regulations and Board authorized commitments. Over 86% of the funding for these programs is linked to annual allocations; however, the Department has not yet received allocations for these programs as these are typically provided late in the month of August. Mandated program allocations are based on the Governor's 2013-2014 Budget released in January 2013. The

overall County General Fund support for CSA Services and Support is approximately 2.7% of the total program cost.

Proposed Budget 2013-2014 projections include:

Adult Services Programs - The division supports a variety of programs to provide a safety net for elders in the community, including the Adult Protective Services (APS) Program and In-Home Supportive Services (IHSS) Program. Adult Services Programs total approximately \$8.1 million in the Recommended Proposed Budget and are supported with \$997,148 of Mandated County Match; a requested increase of \$56,070 above the 2012-2013 Adopted Final Budget level of \$941,078. The majority of this increase is due to the implementation of IHSS MOE, which established the minimum required county contribution at \$856,447.

The APS Program protects elderly and dependent adults where there are issues of physical violence, sexual abuse, financial exploitation, abandonment and neglect. There has been an increase of 14.2% in the number of reports in this program during the past fiscal year. The APS Program includes \$140,701 of Mandated Match and is tied to the level of State funding for the APS program. For many years, APS program savings have funded the required match to operate a Supplemental Security Income (SSI) Advocacy program and are estimated to produce a positive return on investment in the mandated General Assistance (GA) program. Interim Assistance reimbursement to GA is estimated at \$232,025 for Fiscal Year 2013-2014 due to SSI advocacy efforts.

The remaining Mandated Match of \$856,447 is dedicated to the IHSS program as required by the new MOE. IHSS provides services to the elderly and disabled who need assistance to remain safely in their own home rather than alternative and costly long-term care facilities. The IHSS program provides in-home services to approximately 5,721 frail and/or elderly individuals per month. The IHSS case management allocation is projected at \$5.3 million in Fiscal Year 2013-2014; the Recommended Proposed Budget provides funding for 33.1 full-time equivalents (FTE).

As part of the 2012-2013 Adopted Final Budget, the Board of Supervisors authorized the use of \$142,079 of County General Funds to support the IHSS Program Integrity and Fraud efforts, after the State eliminated State funding for fraud detection. The Department recommendation to end the program in June 2013 and return the General Fund Match is necessary since the establishment of an MOE in IHSS has eliminated any potential for a positive return on investment from this non-mandated function. The County cost to perform fraud investigations will not be recouped at the local level as the MOE does not change. Program Integrity functions at the local level will be maintained through enhanced Quality Assurance activities within IHSS Case Management. Reports of suspected fraud will be referred to the State of California Department of Health Care Services.

Child and Family Services Programs - These programs provide an array of services essential to protection of our community's most vulnerable children, victims of abuse and neglect. Child and Family Services Programs total approximately \$25 million in Fiscal Year 2013-2014 and are supported with \$59,178 of Mandated County Match. Programs within Child and Family Services include Child Welfare Services (CWS) Emergency Response, Family Maintenance, Court Staff, Family Reunification and Permanent Placement; Emancipated Youth; and Adoptions.

Child Welfare continues to have an increase in foster care costs as a result of the very high supervision required by the children entering care. In addition to the population of children that experience abuse and neglect, the Department is responsible for youth whose parents "surrender" them to the Department due to specific behaviors that their caretakers are ill-equipped to manage. These youth can be a danger to themselves or their family and struggle with issues such as substance abuse, mental illness, and aggressive behavior. Wraparound and Intensive Family Maintenance services are two Foster Care prevention strategies that are planned to continue in Fiscal Year 2013-2014.

The Department will continue to leverage Child Welfare Services (CWS) allocation funding with contributions of local match provided by various partners to support specific non-mandated but critical children's services program models such as: the Child Abuse Prevention Council (CAPC) plan that uses County Children's Fund resources to support children's program core services and allows for the continuation of Differential Response services; the CAIRE Center (Child Abuse Interview Referral and Evaluation) in partnership with the Stanislaus Family Justice Center; and private donations or

contributions from local community partners for Sober Living Environment services for families with children.

There are no County General Funds supporting CWS in the Recommended Proposed Budget. CWS is funded by 1991 and 2011 Realignment, along with contributions from partners to achieve mandates and protect children in the community.

StanWORKs Programs – CalWORKs, CalFresh (Food Stamps) and Medi-Cal programs are administered within StanWORKs. These programs total approximately \$62.1 million in the Recommended Proposed Budget and are supported with a Maintenance of Effort (MOE) Mandated County Match of \$2,211,403. In addition, Mandated Match of \$139,027 provides 100% support for administration of General Assistance.

Stanislaus County continues to struggle with unemployment, although the rate has improved from 17.1% in February 2012 to 14.9% in February 2013. The large growth seen in the customer base during the economic decline has begun to slow; however, the number of families seeking assistance has continued to rise overall. One out of every three County residents receives some type of public assistance.

- ◆ CalWORKs – This program has been relatively flat over the past three years with a total of 29,344 individuals receiving CalWORKs benefits. CalWORKs has experienced a slight decline during the past year and it is anticipated that a growing population, a slight appreciable growth in employment, and the expiration of unemployment benefits for those who have been out of work for a substantial period of time will further impact the caseload numbers;
- ◆ CalFresh – The growth in this program over the past three years exceeds 47%. In December 2012, the number of families and individuals receiving CalFresh increased to 70,230. Although the program has experienced slowed growth over the past year compared to the last several years, the most recent six month trend continues to reflect an increase of 6.7%. Continued growth in CalFresh is likely due to a growing population (new households, migration, etc.), the impact of Health Care Reform (most households eligible for expanded Medi-Cal will also be eligible for CalFresh) and the potential need for services from parolees returned to Stanislaus County as part of the public safety realignment implemented in Fiscal Year 2012-2013;
- ◆ Medi-Cal – The three year growth trend through December 2012 for Medi-Cal is 9.6%. The most recent six month trend reflects an increase of 1.2% for a total of 82,901 individuals who have received Medi-Cal benefits. The Department is preparing for Health Care Reform impacts to the Medi-Cal case load and is positioning to support Covered California as the Consortium IV (C-IV) Region 4 Hub Call Center to determine Medi-Cal eligibility for Stanislaus, Marin, and Napa Counties. As the C-IV Region 4 geographical call center, the Department will begin taking calls from Covered California beginning October 1, 2013, not only for residents of Stanislaus County but also on behalf of Napa and Marin counties. Current call volumes at the Community Services Agency C-IV Customer Service average 40,000 calls per month. It is anticipated another 900 to 1,000 calls per month, each estimated to last about one hour, will be received through transfer from Covered California (Medi-Cal referrals) for customers requiring Medi-Cal information and enrollment. Covered California is requiring the CSA Customer Service Center to answer transferred calls from their State Call Center within 30 seconds or less, 80% of the time. Based on standard call center staffing calculations, the Customer Service Center will require 29 additional staff to answer phone calls transferred from Covered California. Six additional positions are necessary to support program activities including supervision, management and program integrity.

The State of California mandates that the StanWORKs Customer Service Center must be available to receive calls from Covered California Monday through Friday from 8:00 AM to 6:00 PM and 8:00 AM to 5:00 PM on Saturdays. During Covered California's open enrollment period October through March, the StanWORKs Customer Service Center will need to answer transferred calls from 8:00 AM to 8:00 PM Monday through Saturday. The Department is requesting to change the hours of operation to reflect the State mandated Customer Service Center hours.

Many estimates have been made to try and project the number of new cases or caseload growth due to Healthcare Reform and the concept of horizontal integration. University of California

Berkeley has released a caseload estimator that based on several variables and assumptions, tries to project caseload growth in counties. Based on initial estimates, Stanislaus County is projected to experience 30,000 new cases in one year, beginning January 2014.

This expanded workload and growing Medi-Cal caseload supports the addition of 35 positions at this time; 29 Family Services Specialists (to act as call center agents) and 3 Family Services Supervisors to meet the coming needs for eligibility determination for all programs, 2 Fraud Technicians to support the program integrity efforts and 1 manager to coordinate Health Care Reform activities. Beyond this initial Medi-Cal expansion, the Department also anticipates that additional funds will be forthcoming for Health Care Reform implementation as identified in the Governor's May Revise State Budget. Upon adoption of the State Budget, the Department will return to the Board of Supervisors with the additional allocation funding and request spending authority and additional positions to correspond with the increased funding by Final Budget;

- ◆ Welfare to Work – This program helps economically disadvantaged families find work. More families are seeking assistance due to reduced hours of employment, job loss, and the exhaustion of eligibility to Unemployment Benefits. Total expenditures for Fiscal Year 2013-2014 are \$18.1 million supported by the StanWORKs Maintenance of Effort (MOE); and
- ◆ Child Care – Total Child Care expenditures for Fiscal Year 2013-2014 are estimated at \$8.0 million, an increase of \$.2 million from the 2012-2013 Adopted Final Budget spending level of \$7.8 million with no County Match required. Child Care components include Stage 1, part of the CalWORKs program; and Stage 2, and Stage 3, financed by the California Department of Education. Over 69.8% of the proposed budget, or \$5.2 million, is targeted for provider reimbursements to child care providers in the local community. It is anticipated that child care funding will be increased during the fiscal year to meet WtW requirements for work participation. The Department will return to the Board for spending authority once additional funding becomes available.

Information Technology (IT)/ Automation and Facility Projects

CSA IT provides automation support including programming, help desk functions and critical network support for Department computers while partnering with County Strategic Business Technology (SBT) to ensure safety and security of local information systems. Annual maintenance & operations costs of CSA automation systems total approximately \$1.7 million, which includes software licensing and support of electronic data processing and telecommunications systems.

Fixed Assets totaling \$329,024 to support local automation and facility projects are recommended, as follows:

- ◆ Fire Alarm Quick Control Panel \$140,000 – The Community Services Facility was built in 1994. The current fire alarm control panel system is outdated and not adequate to meet the Department's needs. It continues to give false alarms and errors. The new fire alarm system would be flexible, easy to operate, energy efficient, have the ability to pin-point the location of possible fire alarm triggers and would be web-browser based so staff can review panel readouts from any location;
- ◆ Call Center Hub Hardware \$33,024 – CSA has signed an agreement in partnership with Consortium IV approved by the Board of Supervisors on March 19, 2013 to expand the existing Customer Call Center to operate as the C-IV Region 4 Hub. Hardware estimates include 3 Cisco 3750X 24-Port PoE IP Bases and 1 NICE 50 Concurrent Recording Channel Switch;
- ◆ Tapeless Backup System Hardware \$55,000 – CSA currently backs up system data on a tape system. This Tapeless Backup system enables the storage of network data to another secure location on hard drive hardware. This would provide better security in maintaining data and lessen the likelihood of breaches in confidentiality than the current systems;
- ◆ UPS Upgrade \$60,000 – CSA's current Uninterruptible Power Supply (UPS) does not have sufficient power to sustain all equipment in the event of power failure. This UPS Upgrade is necessary to provide emergency backup power to the services and important infrastructure;

- ◆ Redundant SAN Chassis \$35,000 - CSA is currently migrating all servers and data to its newly acquired virtual server network. The CORAID SAN is a major component of this virtualized infrastructure. If the SAN Chassis should fail, all of the services stored on this unit including but not limited to: mail, all data storage, Intranet websites, and Internet websites, would be unavailable; and
- ◆ Tricaster Upgrade \$6,000 – CSA's current system is seven years old and does not include the more advanced features that are necessary for current technology. The Tricaster allows editing of videos for community presentations, outreach and training.

The above Fixed Asset projects will be jointly developed with Strategic Business Technology (SBT) to ensure consistency with the local automation platform and General Services Agency (GSA) to ensure a compliance with safety requirements. Department maintenance & operations, along with depreciation of fixed assets are included within the requested program budgets, consistent with Federal cost plan requirements.

Oversight of multiple State-initiated projects remains integral to Department operations in Fiscal Year 2013-2014. CSA works in conjunction with the California Department of Social Services (CDSS) and the Office of Systems Integration in support of a variety of statewide automation projects, both new and ongoing. Key projects either in the development or maintenance and operations (M & O) phase include the following:

- ◆ Consortium IV (C-IV) Statewide Automated Welfare System (SAWS) is the fully automated system for case management of public assistance and employment services programs. Total C-IV Project costs will be shared by the 39 participating counties. The Department's share of the C-IV Project Maintenance and Operations Budget equates to approximately \$5.1 million for Fiscal Year 2013-2014 funded through a special allocation from the California Department of Social Services. C-IV funding covers the cost of three staff assigned full-time to the project and one staff assigned for approximately 60 months to the development of the Leader Replacement System (LRS) project in Norwalk. LRS funding will be provided to support ongoing salaries, benefits and travel costs for the employee for the duration of the project and will be requested in future CSA budget submissions for the appropriate fiscal year. The C-IV Project County share of cost is estimated at \$352,958 for M & O costs, and is funded within the CalWORKs and CalFresh maintenance of effort (MOE) funds and Foster Care County cost as reflected in this budget; and
- ◆ Case Management, Information and Payrolling System II (CMIPS II) – The CMIPS II Project implemented an enhancement to the CMIPS System used for the IHSS Program. This system went live in March 2013. Staff assigned to work on the project has been redirected to social services case management activities in Fiscal Year 2013-2014.

In Fiscal Year 2013-2014, the Department remains committed to providing access to public assistance and employment services at community outstations at the City of Hughson, West Modesto Collaborative, City of Turlock, West Side Service Center and the East County Center. Growth in StanWORKs programs further supports the Department's short-term plan to maximize the existing space at the Community Services Facility (CSF). The additional programs and program growth are challenging to implement within the space available at the facility. Short-term plans include the need to move the Health Services Agency, Women, Infant & Childrens' (WIC) program to the first floor of the CSF and repurpose the File Room to accommodate needed staff work space by converting to electronic file storage and/or contracted secure records storage. Space needs at the CSF are significant and CSA does not currently have sufficient square footage to accommodate all existing authorized staff positions and meet the time-frames required for implementation of the C-IV Region 4 Hub by October 1, 2013. The Department is working with the Chief Executive Office Capital Projects Team to move training functions to an alternative location, thereby restoring needed conference rooms for use by all tenants at the CSF, as well as other County departments. The Recommended Proposed Budget includes funding for development of a Master Plan to address CSF space needs in the long term.

1991 Realignment Revenue – The State sales tax includes a half cent portion that funds local health and welfare programs; these funds represent a key financing source for social service programs local match costs not reimbursed by Federal and State allocations. Sales tax revenue fluctuates greatly from

month to month with an upward trend experienced in Fiscal Years 2011-2012 and 2012-2013. The current year experience has been very positive with statewide sales tax receipts sufficient to repay the County for four prior years of outstanding growth funds originally earned in Fiscal Year 2006-2007 through Fiscal Year 2009-2010.

The Realignment revenue projection equals the State Controller Realignment published base for Fiscal Year 2012-2013. The Department receives approximately 88% of these funds, or about \$15.7 million, of which \$2.45 million is used to support local match requirements for the Services and Support budget. The Department will continue to closely monitor realignment sales tax revenue since this revenue stream provides approximately 14.2% of the base Mandated County Match requirement in Services and Support.

2011 Realignment Revenue - On September 20, 2011, the Board of Supervisors approved the Community Corrections Plan required by AB 109 Public Safety Realignment. AB 109 included realigned social services programs: Adult Protective Services (APS) and Child Welfare Services (CWS) which includes case management, Child Abuse Prevention (CAPIT), as well as administration of the Foster Care (FC) and Adoptions (AAP) Assistance Programs. The 2011 Realignment replaced State General Fund allocations and monthly cash advances with monthly sales tax distribution based on statewide formulas established in the AB 118 legislation. Total 2011 Realignment is budgeted in Fiscal Year 2013-2014 at \$10,902,233: APS at \$748,419, CWS at \$9,274,069, CAPIT at \$165,980, FC Administration at \$227,961, Adoptions Administration at \$396,772 and Supportive & Therapeutic Options Program at \$89,032. The estimated 2011 Realignment revenue supports 83% of the total projected base Mandated County Match requirements for these programs.

Federal/State Budget Impacts

The Governor's 2013-2014 Proposed Budget includes several significant policy initiatives for Social Services programs that focus on improving community health and well-being. Some notable proposed policy changes include:

- ◆ CalWORKs Single Allocation - There are no significant programmatic changes to the structure of the CalWORKs program in the 2013-2014 Proposed State Budget. The overall Single Allocation includes funding associated with programmatic changes to the CalWORKs program enacted by SB 1041, including: the reengagement of those cases that had previously been exempt under the short-term young child exemption which impacts employment services as well as Stage 1 Child Care; the necessary resources for counties to implement the expansion and enhancement of employment services and job development activities for program participants and to intensify case management efforts for non-participating individuals; funding to support full implementation of the Cal-Learn case management program in Fiscal Year 2013-2014; and reduced funding for CalWORKs Administration as a result of projected overall caseload decline. Based on CDSS estimates, the State's Proposed Budget includes an additional \$3.8 million statewide for Fiscal Year 2013-2014. The Department has factored a projected \$3,094,118 allocation increase to support these program efforts locally based on updated CDSS Allocation estimates;
- ◆ CalFresh - The Governor's proposed budget projects that the CalFresh caseload will continue to increase in Fiscal Year 2013-2014. Based on CDSS estimates, the proposed budget includes an additional \$56 million State General funds (SGF) statewide for Fiscal Year 2013-2014, with an estimated local impact of \$1,054,283 in SGF. In addition, the State's Proposed Budget proposes to extend the County CalFresh match waiver for one more year through Fiscal Year 2013-2014. The Department has projected an allocation increase of \$2,070,632 in the 2013-2014 Recommended Proposed Budget based on updated CDSS Allocation estimates;
- ◆ In-Home Supportive Services Administration - Based on CDSS estimates, the proposed budget includes an overall decrease of \$5.6 million SGF statewide for Fiscal Year 2013-2014; an estimated local impact of \$87,100 in SGF. The implementation of MOE for IHSS at 2012-2013 Third Quarter will effectively hold the IHSS allocation harmless from this reduction. However, the Federal funding utilization in the program has been reduced based on current casework activities and the Department has projected a \$225,041 decrease in total allocation funds available for Fiscal Year 2013-2014; and

- ◆ Medi-Cal Administration – The State’s Proposed Budget intends to hold the Fiscal Year 2013-2014 Medi-Cal administration base funding level the same as that in Fiscal Year 2012-2013 pending future discussions related to Health Care Reform. The budget addresses three major components of the Affordable Care Act that will affect California’s Medi-Cal program: the effects of mandatory expansion for existing eligibles; possible options for the optional expansion coverage; and effects on individuals between 138 and 200 percent of the Federal poverty level who are moving between Medi-Cal and private coverage subsidized through California Covered (the new name for California’s Health Benefit Exchange).

Transition of Healthy Families Children into Medi-Cal – The Administration had allocated funding of approximately \$20 million statewide in Fiscal Year 2012-2013 to fund the transition of existing Healthy Family cases into Medi-Cal. The State’s Proposed Budget includes an additional \$13.6 million statewide in Fiscal Year 2012-2013 for the intake of new applications from the single point of entry that began in all counties on January 1, 2013. It also includes funding of \$59.8 million statewide for Fiscal Year 2013-2014 for intake and ongoing case management activities for applications and cases that would formerly have been in Healthy Families.

Based on the existing Department of Health Care Services budget plans, CSA has projected an increase to the Medi-Cal administration allocation of \$1,028,181 which includes planned roll forward of the Healthy Families transition funds.

STAFFING RECOMMENDATIONS

Adopted Proposed Budget

The Department is requesting to add thirty-five positions, primarily in support of expanded Medi-Cal and horizontal integration impacts across StanWORKs public assistance programs. These positions include: twenty-nine block budgeted Family Services Specialist II, three Family Services Supervisors, two Fraud Technicians and one Manager III to coordinate activities related to Health Care Reform; all supported with 100% Federal and State funding. Additionally, one Manager IV position to be Assistant Chief Financial Officer is requested to consolidate oversight of complex Social Services accounting and cost plan systems, funded across all Department programs.

The breakdown of the thirty-five requested positions are as follows:

Twenty-nine Family Services Specialist II positions and two Family Services Supervisors:

Stanislaus County was designated to be a regional hub call center as part of the Covered California health coverage initiative. This partnership effort between the Counties of Stanislaus, Marin, Napa and Covered California will bring thirty-one new jobs to Stanislaus County Community Services Agency. It will include twenty-nine Family Services Specialist II and two Family Services Supervisors. The purpose of the hub is to take transfer calls from Covered California for residents who are potentially eligible for Medi-Cal. In addition to taking calls for residents of Stanislaus County, they will also be taking calls for residents of Napa and Marin County. The Medi-Cal applications will be taken over the phone with the resident being served from their home. This call center will start taking calls effective 10/1/2013 from Covered California.

One Family Services Supervisor position:

One Family Services Supervisor position is to participate in the Leader Replacement System Initiative. This is a collaboration between the County of Los Angeles and the new case management system for the StanWORKs Division at the Community Services Agency. This position allows Stanislaus County to participate in the development of the new automated case management system for use in public assistance programs. The position is a long term assignment of up to 60 months stationed in Norwalk, California. It is imperative that the Department participates in the design of this automated system so the needs of our County are represented.

One Manager III:

Health Care Reform will have a profound effect on the business operations of the Community Services Agency. In addition to the partnership of the call center hub, there will be vast changes to the Medi-Cal program, the addition of the insurance exchange offered by Covered California, a new automated system called CalHEERs, the need to foster the partnership between Stanislaus, Marin, Napa, and

Covered California. There needs to be strong dedicated leadership to lead and coordinate our county effort. There is not currently enough management capacity to fulfill this obligation. The Department requests to add a Manager III to fulfill this need.

Two Fraud Technicians:

The caseload growth of the CalFresh program has been recognized over the last several years. The latest growth trend reflects a 47% increase over the last three years. Next year there is a projected growth rate of 12% in the program. As a result, the Community Services Agency has added more direct service staff to meet the needs of the residents. A key piece of the agency's business operations model, program integrity, has remained at the same staffing levels. The two new Fraud Technician positions are necessary to assist the Special Investigators in their investigations of welfare fraud for the CalFresh and CalWORKs programs.

In addition to the thirty-five new positions, the Department is requesting to add one Manager IV as part of the Organizational Restructuring Plan to consolidate oversight of complex Social Services accounting and cost plan systems under the direction of an Assistant Chief Financial Officer. The Manager IV, acting as Assistant Chief Financial Officer will have the responsibility of the Agency's budget, financial and cost accounting systems, fiscal audits, realignment validation, and allocation development. The Assistant Director/Chief Financial Officer will provide oversight of the Finance and Operations Division along with the Information Technology, Contracts, Capital Projects, Office Services and Facility Management Divisions within the Department. Previously the Department underwent a re-organization and eliminated this Manager IV position. Given the complexity of department operations and recent growth there is a need for this level of position. The Manager IV will be supported across all Department programs; approximately 2.7% or \$3,495 represents the county share that has been included within the 2013-2014 Proposed Budget use of General Funds.

Further, the Department is requesting to reclassify upward three positions to meet critical business needs in Social Services Programs. The Department requests to reclassify upward one Administrative Clerk II position dedicated to direct customer service delivery for foster youth enrolled in the Independent Living Program, After-Care and Extended Foster Care programs. Funding for this position is supported within existing allocations and 2011 realignment. The Department also requests to reclassify upward two Family Services Specialist IV positions to meet workforce management requirements in the call center environment. These positions are 100% funded with Federal/State revenues as the mandated Maintenance of Effort (MOE) is covered within the 2013-2014 Proposed Budget use of General Funds.

The Department requested to reclassify upward one Manager II upward to a Manager IV and two Manager III positions upward to Manager IV as part of the Organizational Restructuring efforts to meet program changes and ensure child safety within the Child and Family Services Program Division. It is recommended classification studies be conducted.

In total, the Department is requesting to add 36 positions to their allocation. Below is a table reflecting a breakdown of Managers, Supervisors and line staff in the Department since 2006 along with the projected breakdown if all department requests are approved.

Year- As of January 1 Annually	Total Allocated	Allocated Management	Percentage of Management Staff	Total Supervisory Allocations	Percentage of Staff
2006	894	39	4.36%	76	8.50%
2007	926	39	4.21%	83	8.96%
2008	955	40	4.19%	85	8.90%
2009	955	40	4.19%	85	8.90%
2010	849	36	4.24%	77	9.07%
2011	863	34	3.94%	77	8.92%
2012	925	31	3.35%	80	8.65%
2013	945	31	3.28%	81	8.57%
If Proposed Budget is Approved	988	33	3.34%	84	8.50%

* Total Allocated includes Management

** Allocated Management includes Director and Assistant Directors

Total current authorized positions – 952

It is recommended to add twenty-nine Family Services Specialist II positions, three Family Services Supervisor positions, two Fraud Technician positions, one Manager III position and one Manager IV position. It is also recommended to reclassify upward one Administrative Clerk II to Administrative Clerk III, and two Family Services Specialist IV positions to Family Services Supervisor based on the current job duties and responsibilities.

In the 2012-2013 Mid-Year Budget the Board of Supervisors approved to study two positions, one Account Clerk II and one Administrative Clerk III. Classification studies have been completed and based on the current job duties and responsibilities, it is recommended to reclassify upward the Account Clerk II to an Account Clerk III and the Administrative Clerk III to a Confidential Assistant II.

Total recommended authorized positions – 988

Final Budget

The Department is requesting to add 28 positions, with 27 as a result of the direct and indirect impact of Healthcare Reform. The Department is requesting to add: eight block budgeted Family Services Specialist III, one Family Services Supervisor, one block budgeted Application Specialist II, one Application Specialist III, one block budgeted Stock Delivery Clerk II, one Manager I, and one Family Services Specialist II in order to handle the increased workload in the Department due to Healthcare Reform. The Department is also requesting to transfer 13 positions from the Health Services Agency to the Community Services Agency in order to support the shift in workload from the Indigent Health Care program to the Community Services Agency. One Social Worker Supervisor II position is requested to provide additional supervision in the Family Maintenance (FM) program.

The breakdown of the 28 requested positions are as follows:

The Department is requesting to transfer four Administrative Clerk II positions, eight Family Services Specialist II positions, and one Family Services Supervisor from the Health Services Agency Indigent Health Care Program. This is a result of the increased number of residents who will be eligible for the Medi-Cal expansion programs and as such no longer eligible for Medically Indigent Adult (MIA) under the Indigent Health Care Program. This is a shift in responsibility and workload from the Health Services Agency to the Community Services Agency to determine the residents' eligibility for the Medi-Cal Expansion Programs versus the Indigent Health Care Program. This transfer of positions will be effective January 11, 2014. However, the employees may be shifted earlier if needed to support increased workloads through a cost sharing agreement between the two Departments.

Eight Family Services Specialist III positions and one Family Services Supervisor will be assigned to a new StanWORKs Quality Assurance Unit. This new unit will improve the overall quality of casework and ensure accurate and timely delivery of benefits. In this time of significant program changes in the Medi-Cal/Medical Insurance arena, a Quality Assurance Unit will reduce the potential for errors and provide the opportunity for ongoing training and continuous improvement to the initial HCR implementation process.

Four positions are requested to provide needed infrastructure support linked to Agency growth, and expanded hours for the Regional Call Center (RCC) and Welfare to Work early engagement activities. These new positions include: one block budgeted Application Specialist II; one Application Specialist III; one block budgeted Stock Delivery Clerk II; and one Manager I position in Human Resources. CSA's current Information Technology staff presently work during core business hours to provide technical support to agency staff. With the extension of business hours for the Regional Call Center, there is a business need to schedule Information Technology Help Desk staff during the additional hours of operation. The requested block budgeted Application Specialist II position and Application Specialist III position will provide the technical support during the expanded hours. The block budgeted Stock Delivery Clerk II position will provide support to the Office Services staff with the infrastructure development and implementation of the Regional Call Center. The Department requested a block budgeted Manager II position in Human Resources (HR) to provide further support in recruitments, discipline, staff development, and equal rights. The Community Services Agency is the largest Department in the County with a growing number of staffing allocation, potentially reaching over 1,000.

The current CSA-HR structure does not provide a back-up manager or the ability to delegate lower level discipline and equal rights investigations. A Manager I position is being recommended at this time. In addition, a Manager I would provide oversight of CSA's recruitments which are continually occurring. Furthermore, the Department is requesting to reclassify one Confidential Assistant II upward to a Confidential Assistant III to support the payroll processing function due to the expansion of the Regional Call Center. It is recommended to study this request.

One new block budgeted Family Services Specialist II position is requested to provide overall public assistance eligibility, Health Care Reform outreach and Covered California enrollment support for customers in need of mental health services at Behavioral Health and Recovery Services (BHRS). This position will be co-located at BHRS in support of one stop services. This new position will allow CSA to take steps to meet the new program mandates and continue to establish and maintain ongoing eligibility for increasing Medi-Cal and CalFresh caseloads.

One new Social Worker Supervisor II position is requested for the Family Maintenance (FM) program. The FM program is a pre-placement preventative program that provides preventative support and services to children and families to prevent or remedy abuse, neglect, and/or exploitation of children. Three existing social workers will be added to the FM units. This creates a burden for the two existing supervisors considering they also have other areas of responsibilities including attending Team Assessment Planning (TAP) meetings, reviewing cases for Quality Assurance, implementing new processes as part of the Katie A. implementation, and meeting with providers. The Katie A. Lawsuit requires the expansion of Mental Health services for children served in Emergency Response, Family Maintenance, Family Reunification and Permanent Placement. These services include mental health assessment and treatment. The additional Social Worker Supervisor II position will reduce the number of social workers currently supervised by the two existing supervisors in the FM program and will ensure that children and families are served in a consistent, efficient and effective manner.

The Department previously submitted requests for reclassification of two Manager II positions in the Community Services Agency, Adult, Child, and Family Services Division (ACFSD). ACFSD has complex and diverse areas of responsibility. Currently the adult programs have a Manager IV who oversees the programs and provides support to the leadership team and the Assistant Director. The Assistant Director currently has direct oversight over the children's programs. Although this allows the Assistant Director to be involved in critical decisions related to the care and safety of children, it does not allow the ability to focus on strategic planning for the programs. The proposed restructure is reclassifying two vacant Manager II positions to Manager IV positions. These higher level management positions will have the direct oversight of the children's programs. They will provide support for the leadership team and the Assistant Director. One Manager IV will have the responsibility for the front end programs which includes Emergency Response and Family Maintenance; One Manager IV will have the responsibility for the back end programs which includes Family Reunification, Court, Adoption, and Foster Care. This new structure will allow more long term planning and goal setting for the Division while ensuring the critical decisions involving children are made by highly qualified and experienced managers. It is recommended to reclassify upward two Manager II positions to Manager IV.

In total, the Community Services Agency staffing allocation will increase by 28 positions.

Total current authorized positions— 988

It is recommended to add the following 15 new positions: one block budgeted Family Services Specialist II position, eight Family Services Specialist III positions, one Family Services Supervisor position, one block budgeted Application Specialist II position, one Application Specialist III position, one block budgeted Stock Delivery Clerk II position, one Manager I position, and one Social Worker Supervisor II position. It is recommended to transfer in 13 positions from the Health Services Agency: eight Family Services Specialist II positions, one Family Services Supervisor position, and four Administrative Clerk II positions.

Total recommended authorized positions— 1016

BUDGET RECOMMENDATIONS

Adopted Proposed Budget

It is recommended that a budget of \$126,616,302 be approved for Community Services Agency – Services and Support. This budget is funded from \$123,212,013 in estimated department revenue, and a \$3,404,289 contribution from the General Fund.

It is also recommended that the Community Services Agency change the StanWorks Customer Service Center hours of operation to Monday through Friday, 8:00 AM to 6:00 PM and 8:00 AM to 5:00 PM on Saturdays. During Covered California's open enrollment period October through March, the StanWORKs Customer Service Center will extend its hours of operation to 8:00 AM to 8:00 PM Monday through Saturday.

Final Budget

In preparation for the consideration of the Final Budget, the Community Services Agency has completed a fiscal analysis of the Services and Support Budget and is requesting several adjustments detailed below. Overall, the Department requests an increase in appropriations and estimated revenue in this budget of \$5,977,672 over the Adopted Proposed Budget. The \$5,977,672 is entirely funded by new allocations provided primarily for Health Care Reform (HCR) and Welfare to Work (WtW) support as well as 2011 Realignment. There is no impact to the County's Mandated Match obligation as a result of the requested Final Budget adjustments.

In StanWORKs, the Department is requesting an overall increase in appropriations and estimated revenue of \$5,246,378. StanWORKs programs include CalWORKs, CalFresh, Medi-Cal, Child Care and General Assistance/CalFresh Employment and Training.

CalWORKs/CalFresh/Medi-Cal - new funding was provided through the 2013-2014 Final State Budget for Welfare to Work (WtW) Subsidized Employment and Health Care Reform (HCR) implementation. HCR implementation activities include: establishment of the new Regional Call Center (RCC) which must be up and operational in time for open enrollment in the Covered California Exchange programs by October 1, 2013; infrastructure support and workforce planning for shift work and pay differentials for expanded RCC operational hours required under Covered California guidelines; and the transition of Medically Indigent Adult (MIA) eligibility staff from the Health Services Agency (HSA) to the Community Services Agency (CSA) to support the shift of MIA customers into expanded Medi-Cal or other exchange programs. Included in the request is an increase in appropriations and estimated revenue of \$1,356,106 for customer support services linked to Welfare to Work (WtW) subsidized employment, \$1,039,856 for automation support for outcomes analysis and training tools, the redirection of funds to needed mental health substance abuse treatment services (\$39,877), and \$2,890,293 for salaries, benefits and operating overhead costs associated with the addition of 15 new positions and the transfer in of 13 positions from the Health Services Agency in support of the Health Care Reform implementation described in the staffing section above. Included in this staffing request is a new Family Services Specialist II position which will provide public assistance eligibility, Health Care Reform outreach and Covered California enrollment support for uninsured customers in need of mental health services at Behavioral Health and Recovery Services (BHRS). This position will be co-located at BHRS in support of one stop services.

In Adult Services, the Department is requesting an overall increase in appropriations and estimated revenue of \$899,808. Adult Services programs include Adult Protective Services, In-Home Supportive Services and the Public Authority Administration.

- ◆ Adult Protective Services (APS) appropriations and estimated revenue increase of \$291,511 primarily for two additional Public Health Nurses contracted through the Health Services Agency to provide medical expertise for Adult Protective Services (APS) customers with medical issues.
- ◆ In-Home Supportive Services (IHSS) administration appropriations and estimated revenue increase of \$605,795 for salaries, benefits and overhead costs associated with the return of four Social Worker staff from Children's Programs to maximize an equivalent increase to the IHSS Administration allocation. This is a technical correction to the State projection for funding made at

the Final State Budget. At the Adopted Proposed Budget, the State funding projection for IHSS Administration was reduced; this adjustment is a correction to restore funding to this program budget. The IHSS program provides in-home services to approximately 5,721 frail and/or elderly individuals per month and the IHSS Administration budget supports the case management efforts of the program. Current caseload numbers support the continued need for these four Social Worker staff and is consistent with State program case management guidelines which allows for approximately 12 hours per case per Social Worker each month.

- ◆ Public Authority Administration appropriations and estimated revenues increase of \$2,502 to align with salary costs.

In Child and Family Services, the Department is requesting an overall decrease in appropriations and estimated revenue of \$168,514 for Child Welfare Services and Foster Care Administration.

- ◆ Included in this request is an increase of \$163,000 to the Stanislaus Recovery Center contract funded with 2011 Realignment funding for court ordered substance abuse treatment for Child Welfare customers; a request to increase sober living environment bed capacity by 3 additional beds, resulting in a \$49,500 increase to the Nirvana contract from September 2013 through June 2014. A partner match contribution of \$14,850 will be provided through the sober living contract for this non-mandated service in the Integrated Children's Services budget. The remaining \$531,048 net reduction is the result of the redirection of four Social Worker positions to In-Home Supportive Services (IHSS) Administration to maximize the IHSS Administration allocation discussed above. In addition, the Department requests to add one new Social Worker Supervisor II in the Family Maintenance Program, estimated at \$150,034, for salaries, benefits and overhead as the result of new Mental Health Services mandates for Child Welfare customers due to the implementation of the Katie A. Lawsuit. The Katie A. Lawsuit requires the expansion of Mental Health services for children served in Emergency Response, Family Maintenance, Family Reunification and Permanent Placement. These services include mental health assessment and treatment.

In cooperation with General Services Agency Fleet Services, the Department included appropriations in the Adopted Proposed Budget to replace eight leased vehicles. These vehicles will replace existing vehicles that the Department and Fleet Services has identified as reaching over 100,000 miles of use or have become too expensive to maintain. CSA funding provides for 100% reimbursement of leased vehicles as an operating expense.

In addition, the Community Service Agency has received notification from the Department of Finance that the County will be eligible for 1991 Realignment growth revenue earned in the 2011-2012 Fiscal Year, if Fiscal Year 2012-2013 sales tax growth materializes. The Department will continue to monitor sales tax trends and will come back to the Board once more information is available.

STANISLAUS COUNTY, CALIFORNIA
Fiscal Year 2013-2014



HUMAN SERVICES
Administration

COMMUNITY SERVICES AGENCY—COUNTY CHILDREN’S FUND

Budget Unit 1637 0045961
 Special Revenue Fund

SERVICES PROVIDED

Funds in this budget are used to provide education and support services for the prevention, intervention and treatment of child abuse and neglect. Current services include emergency shelter services for runaway youth and the local match for clean and sober living as well as other Children's program core contract services, allowing for full Child Welfare Services support of Differential Response. The Child Abuse Prevention Council (CAPC) provides recommendations for the use of the County Children’s Fund (CCF). All services are provided by local nonprofit agencies.

FUND/CASH BALANCE

As of July 1, 2013, this fund has a positive fund and cash balance of \$266,810 compared to \$368,083 on July 1, 2012. The decrease in cash and fund balance compared to last year is attributable to the planned use of fund balance to support operations for Fiscal Year 2012-2013 consistent with the CAPC 5 Year Plan.

CSA - County Children's Fund					
Classification	2011-2012 Actual	2012-2013 Actual	2013-2014 Adopted Proposed	2013-2014 Recommended Adjustments	2013-2014 Recommended Final Budget
Taxes	\$0	\$0	\$0	\$0	\$0
Licenses, Permits, Franchises	\$0	\$0	\$0	\$0	\$0
Fines, Forfeitures, Penalties	\$0	\$0	\$0	\$0	\$0
Revenue from use of Assets	\$0	\$0	\$0	\$0	\$0
Intergovernmental Revenue	\$15,894	\$14,169	\$0	\$0	\$0
Charges for Service	\$141,379	\$138,185	\$0	\$0	\$0
Miscellaneous Revenue	\$0	\$0	\$166,075	\$0	\$166,075
Other Financing Sources	\$0	\$0	\$0	\$0	\$0
Total Revenue	\$157,273	\$152,354	\$166,075	\$0	\$166,075
Salaries and Benefits	\$0	\$0	\$0	\$0	\$0
Services and Supplies	\$93,198	\$103,628	\$93,678	\$0	\$93,678
Other Charges	\$0	\$0	\$0	\$0	\$0
Fixed Assets	\$0	\$0	\$0	\$0	\$0
Other Financing Uses	\$199,950	\$150,000	\$150,000	\$0	\$150,000
Equity	\$0	\$0	\$0	\$0	\$0
Intrafund	\$0	\$0	\$0	\$0	\$0
Contingencies	\$0	\$0	\$0	\$0	\$0
Gross Costs	\$293,148	\$253,628	\$243,678	\$0	\$243,678
Fund Balance	\$135,875	\$101,274	\$77,603	\$0	\$77,603
Net County Cost	\$0	\$0	\$0	\$0	\$0

PROGRAM DISCUSSION

At the proposed level of funding, the Department can maintain core County Children’s Fund services which benefit children and families in the community. This budget is supported entirely by a

combination of revenues from birth certificate sales, local donations and Department of Motor Vehicle children's license plate fees.

The current CAPC recommendation represents the fourth phase in a five year spending plan that will leverage children's programs in the CSA Services and Support budget for Fiscal Year 2010-2011 through Budget Year 2014-2015. The recommendation for Fiscal Year 2013-2014 is to fund the Center for Human Services Hutton House in the amount of \$93,628, and to dedicate \$150,000 of the CSA County Children's Fund resources to provide local match for children's program core services in the CSA Services and Support budget, which allows for Child Welfare Services funding support of Differential Response.

The recommended funding for the Center for Human Services Hutton House will provide temporary shelter care, differential response case management, crisis intervention, support group services, and individual, family and group counseling to youths and families and a \$50 annual regional CAPC membership benefitting CAPC operations.

The \$150,000 of funding in Differential Response will provide County Match for program core services which allows the Agency to continue Differential Response (DR) services. DR services provide an alternative response to reports of child abuse and neglect based on assessed safety and risk through the redirection of more flexible funding streams including, but not limited to, Promoting Safe and Stable Families (PSSF) and Child Abuse Prevention, Intervention and Treatment (CAPIT) Federal and State funds that do not require match.

STAFFING RECOMMENDATIONS

Adopted Proposed Budget

Total current authorized positions— 0

Final Budget

There are no recommended changes to the current level of staffing.

BUDGET RECOMMENDATIONS

Adopted Proposed Budget

It is recommended that a budget of \$243,678 be approved for the Community Services Agency – County Children's Fund. This budget is funded from \$166,075 in estimated department revenue and \$77,603 in departmental fund balance.

Final Budget

There are no recommended changes in funding to this budget.

STANISLAUS COUNTY, CALIFORNIA
Fiscal Year 2013-2014



HUMAN SERVICES
Aid Programs

COMMUNITY SERVICES AGENCY—GENERAL ASSISTANCE

Budget Unit 1633 0045901
 Special Revenue Fund

SERVICES PROVIDED

The General Assistance (GA) Program is mandated by Welfare and Institutions Code 17000 and provides cash aid payments to the indigent. In addition, this budget also includes funding for GA Foster Care. The General Assistance Program serves individuals not eligible for other aid programs.

FUND/CASH BALANCE

As of July 1, 2013, this fund has a zero fund balance compared to the July 1, 2012 negative balance of \$1. Cash is tracking similar to fund balance.

CSA - General Assistance					
Classification	2011-2012 Actual	2012-2013 Actual	2013-2014 Adopted Proposed	2013-2014 Recommended Adjustments	2013-2014 Recommended Final Budget
Taxes	\$0	\$0	\$0	\$0	\$0
Licenses, Permits, Franchises	\$0	\$0	\$0	\$0	\$0
Fines, Forfeitures, Penalties	\$0	\$0	\$0	\$0	\$0
Revenue from use of Assets	\$0	\$0	\$0	\$0	\$0
Intergovernmental Revenue	\$0	\$0	\$0	\$0	\$0
Charges for Service	\$375,287	\$221,769	\$258,247	\$0	\$258,247
Miscellaneous Revenue	\$12,841	\$2,448	\$1,688	\$0	\$1,688
Other Financing Sources	\$0	\$0	\$11,564	\$0	\$11,564
Total Revenue	\$388,128	\$224,217	\$271,499	\$0	\$271,499
Salaries and Benefits	\$0	\$0	\$0	\$0	\$0
Services and Supplies	\$0	\$0	\$0	\$0	\$0
Other Charges	\$796,563	\$569,566	\$812,202	\$0	\$812,202
Fixed Assets	\$0	\$0	\$0	\$0	\$0
Other Financing Uses	\$8,743	\$0	\$0	\$0	\$0
Equity	\$0	\$0	\$0	\$0	\$0
Intrafund	\$0	\$0	\$0	\$0	\$0
Contingencies	\$0	\$0	\$0	\$0	\$0
Gross Costs	\$805,306	\$569,566	\$812,202	\$0	\$812,202
Fund Balance	\$1	\$0	\$0	\$0	\$0
Net County Cost	\$417,177	\$345,349	\$540,703	\$0	\$540,703

PROGRAM DISCUSSION

At the proposed level of funding, the Department can support the Fiscal Year 2013-2014 mandated General Assistance (GA) need of \$812,202 funded by \$259,935 in estimated revenue, Mandated County Match of \$540,703, and an Operating Transfer in of \$11,564 from In-Home Supportive Services Provider Wages, which will mitigate any unmet need in GA.

Total projections for the GA entitlement programs are forecast at \$812,202 and represent an 11% decrease or \$96,889 less than the 2012-2013 Adopted Final Budget of \$909,091. The Fiscal Year 2013-2014 GA benefit projections reflect the most current local trends. The caseload and grant were

individually evaluated using Third Quarter Fiscal Year 2012-2013 projections as a base from which to assess the impacts of several local growth factors, including month to month and year to year growth trends associated with the GA program, which includes Adult General Relief and GA Foster Care.

Adult General Relief (GR) – The total GR program is decreased by 11% or \$96,889 less than the 2012-2013 Adopted Final Budget of \$884,091. The requested \$786,971 appropriation is projected to provide services to an average of 330 cases per month, down from 371. The caseload decrease is attributed to the enhanced County Work Program for Employables and the Board of Supervisors' approved Interim Assistance eligibility timeframes. These enhancements provide temporary needed support to customers as well as the framework to ensure consistent application of program requirements. The average grant is projected to remain at the 2012-2013 Adopted Final Budget level of \$198.73. At this time the State has not legislated or proposed reductions to the Temporary Assistance for Needy Families (TANF) grants in Fiscal Year 2013-2014. Consistent with the State's proposed budget, the Department has not factored any reduction in the GR average monthly grant.

GA Foster Care (GA FC) - The Department requests appropriations of \$25,231 to support General Assistance Foster Care. Although funding for undocumented Foster Care (FC) children was eliminated through the Permanently Residing in the United States Under Color of Law (PRUCOL) process, these youth are eligible for funding through the State's Qualified Alien (QA) designation. The QA designation is expected to continue to alleviate the need for a higher level of GA FC expenditure in the Fiscal Year 2013-2014. GA FC is used as a last resort for court ordered Foster Care costs that are not eligible for Federal or State reimbursement.

Fiscal Year 2013-2014 estimated revenues are forecast at \$259,935, 29.4% less than the 2012-2013 Adopted Final Budget projection. The decrease is linked to reduced Interim Assistance Reimbursement (IAR) cases that are eligible for Social Security IAR. Included within the total estimated revenues are General Relief repayments of \$26,222 and Lien Collections of \$1,688 consistent with the 2012-2013 Adopted Final Budget level. The estimated revenues of \$259,935, transfer in of \$11,564 and the Mandated County Match of \$540,703 are sufficient to meet the proposed County obligation.

Federal/State Budget Impacts:

GA regulations require grant adjustments in recognition of changes in costs of living indices. The Board of Supervisors has traditionally followed the Temporary Assistance for Needy Families (TANF) program Cost of Living Adjustment (COLA), one year in arrears. Other options exist in calculating grant adjustments besides the TANF model, such as using an annual survey of what it costs to live in Stanislaus County. Since there was no TANF COLA included in the Governor's Budget for Fiscal Year 2012-2013, there will be no COLA requested for GR in Fiscal Year 2013-2014.

- ◆ The last COLA of 2.75% for GR was approved by the Board and implemented on July 1, 2005. The COLA for GR grants are requested from the Board according to Welfare and Institutions Code, Section 17001.5, which authorizes counties to set GR grant levels based on the 1991 poverty level, adjusted annually to reflect changes in the AFDC program, now identified as TANF. This method has been used in Stanislaus County since 1993 and has proven to be effective.

The Governor suspended the CalWORKs/TANF COLAs in Fiscal Year 2006-2007 through Fiscal Year 2012-2013. The Governor's Proposed Budget for 2013-2014 did not include a grant increase to CalWORKs recipients. At this time, CSA would not recommend a COLA for GR in Budget Year 2014-2015;

- ◆ On October 1, 2013, Covered California will begin Open Enrollment for mandated health care consistent with Federal Health Care Reform. Medi-Cal, as one of the health care options, will be administered by CSA as the agency authorized by the State to determine Medi-Cal eligibility. At the time of Medi-Cal eligibility determination, Family Services Specialists will also screen customers for eligibility to CalWORKs, CalFresh, and General Assistance benefits (referred to as "horizontal integration"). As the potential impact to the GA caseload is not yet known it has not been factored into the Recommended Proposed Budget. The Department will continue to track the progress of Health Care Reform and Covered California and will report back to the Board as needed.

- ◆ On April 4, 2011, the Governor signed Assembly Bill 109 (AB 109) mandating realignment of custodial and community supervision of lower level adult parolees from the State to the counties. To meet the mandate on September 20, 2011, the Board of Supervisors approved the Community Corrections Partnership Plan (CCP) for the Implementation of the 2011 Public Safety Realignment. The approved plan included a CSA Social Worker who focuses on Supplemental Security Income (SSI) Advocacy. On July 24, 2012, the Board of Supervisors approved the CCP Phase 2 Implementation of the 2011 Public Safety Realignment for Fiscal Year 2012-2013. The plan included redirection of the CSA Social Worker and one additional CSA position to fill two Family Services Specialist (FSS) I/II positions.

As AB 109 released adult parolees may require assistance to achieve self-sufficiency, the FSS's have been stationed at the Probation Office and BHRS to provide on-site eligibility determination for CalWORKs, Medi-Cal, Food Stamps, and General Assistance. The potential impact to the GA caseload is not yet known and has not been factored into the Recommended Proposed Budget. The Department will continue to track the progress and impacts of AB 109, reporting to the Board as needed;

- ◆ The Federal Fostering Connections to Success and Increasing Adoptions Act of 2008 (AB 12) was signed by the Governor on September 30, 2010. AB 12 phases in benefits for FC youth over the age of 18. The State provided new regulations for the implementation of the first phase of AB 12, effective January 1, 2012, which extends the eligibility to FC to the age of 19. The second phase, effective January 1, 2013, extends benefit to the age of 20, and the third phase effective January 1, 2014, extends benefits to the age of 21. Pending further analysis, AB 12 impacts were not specifically factored into the 2013-2014 Recommended Proposed Budget specific to County-only FC placements. The Department will continue to track the progress and impacts of the AB 12, reporting to the Board as needed; and
- ◆ The Federal Fostering Connections to Success and Increasing Adoptions Act of 2008 (Public Law 110-351) Education Travel Reimbursement amended Title IV-E of the Social Security Act to require FC case plans to ensure the educational stability of the child while in foster care. The law requires assurances that if appropriate, the child shall remain in their enrolled school at the time of placement and establishes allowable FC maintenance costs for reasonable travel for the child to remain in the school in which enrolled at the time of placement. The impacts of Public Law 110-351 were not specifically factored into the GA FC Recommended Proposed Budget, pending further analysis. The Department will continue to track the progress and impacts of PL 110-351, reporting to the Board as needed.

STAFFING RECOMMENDATIONS

Adopted Proposed Budget

Total current authorized positions— 0

Final Budget

There are no recommended changes to the current level of staffing.

BUDGET RECOMMENDATIONS

Adopted Proposed Budget

It is recommended that a budget of \$812,202 be approved for the Community Services Agency – General Assistance. This budget is funded from \$271,499 in estimated department revenue, and a \$540,703 contribution from the General Fund.

Final Budget

There are no recommended changes in funding to this budget.

STANISLAUS COUNTY, CALIFORNIA
Fiscal Year 2013-2014



HUMAN SERVICES
Administration

**COMMUNITY SERVICES AGENCY—IHSS PUBLIC AUTHORITY-
ADMINISTRATION**

Budget Unit 1640 0045980
Special Revenue Fund

SERVICES PROVIDED

This budget was established by the Board of Supervisors on December 7, 2004, in order to support the creation of an In-Home Supportive Services (IHSS) Public Authority (PA) in Stanislaus County. The PA is a public entity separate from the County, pursuant to Welfare and Institutions Code Section 12301.6 and Stanislaus County Ordinance Number (C.S. 905). The PA is a corporate public body exercising public and essential governmental functions and has all powers necessary and convenient to carry out the provider components of IHSS.

FUND/CASH BALANCE

As of July 1, 2013 this fund has a zero fund balance consistent with the zero fund balance on July 1, 2012, and a negative cash balance of \$146,280 compared to the negative cash balance of \$160,223 on July 1, 2012. The negative cash balance represents the lag time associated with the State's reimbursement of claims filed for actual expenditures. The difference between cash and fund balance is due to the non-cash items listed on the balance sheet such as deferred revenue, accounts receivable and accounts payable. These accounts are needed to reflect timing differences caused by cash-basis claiming rules governing reimbursement for Social Services and Public Assistance programs and the timing of State payments for certain advance versus cash-claimed programs.

CSA - IHSS Public Authority - Administration					
Classification	2011-2012 Actual	2012-2013 Actual	2013-2014 Adopted Proposed	2013-2014 Recommended Adjustments	2013-2014 Recommended Final Budget
Taxes	\$0	\$0	\$0	\$0	\$0
Licenses, Permits, Franchises	\$0	\$0	\$0	\$0	\$0
Fines, Forfeitures, Penalties	\$0	\$0	\$0	\$0	\$0
Revenue from use of Assets	\$0	\$0	\$0	\$0	\$0
Intergovernmental Revenue	\$307,143	\$301,138	\$509,749	\$0	\$509,749
Charges for Service	\$0	\$0	\$0	\$0	\$0
Miscellaneous Revenue	\$0	\$0	\$0	\$0	\$0
Other Financing Sources	\$64,319	\$126,905	\$28,299	\$0	\$28,299
Total Revenue	\$371,462	\$428,043	\$538,048	\$0	\$538,048
Salaries and Benefits	\$0	\$0	\$0	\$0	\$0
Services and Supplies	\$7,330	\$4,325	\$15,816	\$0	\$15,816
Other Charges	\$364,117	\$423,718	\$522,232	\$0	\$522,232
Fixed Assets	\$0	\$0	\$0	\$0	\$0
Other Financing Uses	\$0	\$0	\$0	\$0	\$0
Equity	\$0	\$0	\$0	\$0	\$0
Intrafund	\$0	\$0	\$0	\$0	\$0
Contingencies	\$0	\$0	\$0	\$0	\$0
Gross Costs	\$371,447	\$428,043	\$538,048	\$0	\$538,048
Fund Balance	(\$15)	\$0	\$0	\$0	\$0
Net County Cost	\$0	\$0	\$0	\$0	\$0

PROGRAM DISCUSSION

At the proposed level of funding, the Department projects it can provide services for Public Authority (PA) Administration that meet the minimum mandates for Fiscal Year 2013-2014.

The PA Administration Recommended Proposed Budget is projected at \$538,048, an increase of approximately 33.3%, or \$134,274 over the 2012-2013 Adopted Final Budget level of \$403,774. The increased request is primarily the result of an increase of \$126,905 related to the In-Home Supportive Services County Maintenance of Effort (IHSS MOE) attributable to this budget.

The IHSS MOE requirement of \$126,905 is funded from \$107,687 of 1991 Realignment revenue and a requested transfer in of \$19,218 from the In-Home Supportive Services Provider Wages budget. This transfer will allow for all appropriations and estimated revenues of the Public Authority Administration to be accounted for within the PA Administration budget.

At this time, the Department does not anticipate any additional exposure to the County's General Fund, and will continue to monitor Federal and State Budget proposals and report back to the Board if there are any specific changes to program services and/or funding.

STAFFING RECOMMENDATIONS

Adopted Proposed Budget

Total current authorized positions— 0

Final Budget

There are no recommended changes to the current level of staffing.

BUDGET RECOMMENDATIONS

Adopted Proposed Budget

It is recommended that a budget of \$538,048 be approved for the Community Services Agency – In-Home Supportive Services IHSS Public Authority (PA) Administration. This budget is funded from \$538,048 in estimated department revenue.

Final Budget

There are no recommended changes in funding to this budget.



Administration

COMMUNITY SERVICES AGENCY—IHSS PUBLIC AUTHORITY-BENEFITS

Budget Unit 1641 0045990
Special Revenue Fund

SERVICES PROVIDED

This budget includes the direct costs of the Individual Provider (IP) Medical Benefits Plan only. There are no administrative costs associated with In-Home Supportive Services (IHSS) IP medical benefits accounted for within this budget.

Under the approved labor agreement with United Domestic Workers of America (UDWA), the County will contribute the maximum allowable health benefit contribution rate per hour, currently \$.60, compliant with the current Memorandum of Understanding (MOU). Health benefits are available to individual providers who work 75 hours or more per month for three consecutive months. The number of providers that can receive health, vision and dental benefits are dependent on the total annual individual provider paid hours and the determined monthly health premium.

IHSS IP wages are accounted for within the CSA IHSS Provider Wages budget as a program cost whereas provider benefits are accounted for as a Public Authority (PA) function, in the CSA IHSS – Public Authority Benefits Administration budget.

FUND/CASH BALANCE

As of July 1, 2013 this fund has a zero fund balance compared to the July 1, 2012 negative fund balance of \$1,570. The negative \$1,570 fund balance was the result of the receipt of Realignment funds which fell short of funds anticipated for the month of June 2012, and was carried in from the prior year and resolved with additional unanticipated realignment growth funds in Fiscal Year 2012-2013.

As of July 1, 2013, this fund has a positive cash balance of \$1,192,887 compared to the \$1,681,102 positive balance on July 1, 2012. This is due to the current year underutilization of the revenue generated for benefits due to low enrollment by Individual Providers in the plan. The difference between cash and fund balance is due to the non-cash items listed on the balance sheet such as deferred revenue, accounts receivable and accounts payable. These accounts are needed to reflect timing differences caused by cash-basis claiming rules governing reimbursement for Social Services and Public Assistance programs and the timing of State payments for certain advance versus cash-claimed programs.

CSA - IHSS Public Authority - Benefits					
Classification	2011-2012 Actual	2012-2013 Actual	2013-2014 Adopted Proposed	2013-2014 Recommended Adjustments	2013-2014 Recommended Final Budget
Taxes	\$0	\$0	\$0	\$0	\$0
Licenses, Permits, Franchises	\$0	\$0	\$0	\$0	\$0
Fines, Forfeitures, Penalties	\$0	\$0	\$0	\$0	\$0
Revenue from use of Assets	\$19	\$4	\$0	\$0	\$0
Intergovernmental Revenue	\$2,360,826	\$3,047,789	\$3,528,210	\$0	\$3,528,210
Charges for Service	\$0	\$0	\$0	\$0	\$0
Miscellaneous Revenue	(\$89,348)	\$0	\$200,000	\$0	\$200,000
Other Financing Sources	\$20,864	\$20,325	\$22,025	\$0	\$22,025
Total Revenue	\$2,292,361	\$3,068,118	\$3,750,235	\$0	\$3,750,235
Salaries and Benefits	\$0	\$0	\$0	\$0	\$0
Services and Supplies	\$2,429,829	\$2,539,445	\$3,359,977	\$0	\$3,359,977
Other Charges	\$0	\$480,495	\$480,495	\$0	\$480,495
Fixed Assets	\$0	\$0	\$0	\$0	\$0
Other Financing Uses	\$0	\$102,909	\$0	\$0	\$0
Equity	\$0	\$0	\$0	\$0	\$0
Intrafund	\$0	\$0	\$0	\$0	\$0
Contingencies	\$0	\$0	\$0	\$0	\$0
Gross Costs	\$2,429,829	\$3,122,849	\$3,840,472	\$0	\$3,840,472
Fund Balance	\$6,128	(\$1,570)	\$0	\$0	\$0
Net County Cost	\$131,340	\$56,301	\$90,237	\$0	\$90,237

PROGRAM DISCUSSION

At the Recommended Proposed Budget level, the IHSS PA Benefits projection is \$3,840,472 and includes a County Maintenance of Effort (MOE) requirement of \$480,495. Realignment revenue provides approximately 80.9% of the mandated base budget County share match of \$388,558. The balance of the MOE requirement is met with a \$1,700 transfer in from IHSS Wages to reduce the County Mandated Match impact to the target level of \$90,237.

The Recommended Proposed Budget represents an increase of \$1,216,631 over the 2012-2013 Adopted Final Budget. This increase is due to the State MOE model, implemented during Fiscal Year 2012-2013, which provides additional State General Funds for what used to be the County share for this program. The additional State funding related to MOE equates to \$522,660 and the County MOE payment is estimated at \$480,495. The remainder of the increase, \$213,476, represents some growth in the number of paid hours which will generate more revenue for benefits. The estimated paid hours of 5,266,627 were based on the assumption of a 2.7% Statewide caseload growth effective July 2013 through June 2014.

The Recommended Proposed Budget appropriations are fully funded with \$3,548,535 in State and Federal funds, \$200,000 in Provider Premiums and augmented by a transfer in of \$1,700 from the IHSS Provider Wages budget and \$90,237 of Mandated County Match. In Fiscal Year 2013-2014, the Department is able to increase the 1991 Realignment revenue projection to the State Controller's Office base issued in Fiscal Year 2012-2013, which will cover the majority of costs related to the MOE for this program.

State Budget Impacts

The Governor's January 2013 budget includes several proposals that could affect the overall cost of the program and require future adjustments to projections, but due to MOE, none of the proposals would provide an impact to the County General Fund. The Department will continue to monitor Federal/State Budget proposals and report back to the Board with any specific changes to program services and/or funding.

STAFFING RECOMMENDATIONS

Adopted Proposed Budget

Total current authorized positions— 0

Final Budget

There are no recommended changes to the current level of staffing.

BUDGET RECOMMENDATIONS

Adopted Proposed Budget

It is recommended that a budget of \$3,840,472 be approved for Community Services Agency – In-Home Supportive Services Public Authority Benefits. This budget is funded from \$3,750,235 in estimated department revenue, and a \$90,237 contribution from the General Fund.

Final Budget

There are no recommended changes in funding to this budget.



COMMUNITY SERVICES AGENCY—IHSS PROVIDER WAGES

Budget Unit 1642 0045992
Special Revenue Fund

SERVICES PROVIDED

The CSA In-Home Support Services (IHSS) Provider Wages budget was established in the Fiscal Year 2009-2010 Mid-Year Financial Report in order to provide transparency in the budgeting and accounting for the IHSS Program. IHSS provider wages were formerly budgeted in CSA Services and Support, as reflected in the Adopted 2009-2010 Final Budget.

The IHSS Program is a mandated entitlement program which provides in-home supportive services to frail and/or elderly individuals, allowing the approximately 5,721 customers to remain safely in their own home.

Under the current approved labor agreement with United Domestic Workers of America (UDWA), IHSS Provider wages are budgeted at \$9.38 per hour. This agreement was approved by the Board of Supervisors on July 24, 2007 for a 48 month period retroactive to October 1, 2006 and formally expired on September 30, 2010. In May of 2011, the previous labor agreement was extended until September 30, 2011. It was extended once again in October of 2011 until May 31, 2012. In addition to the hourly wage rate, Provider benefits are included as part of the agreement; these benefits are budgeted in CSA IHSS Public Authority Benefits Administration.

FUND/CASH BALANCE

As of July 1, 2013 this fund has a zero fund balance compared to the negative fund balance of \$27,068 on July 1, 2012. The \$27,068 fund balance was a result of the receipt of Realignment funds which fell short of funds anticipated for the month of June 2012, and was carried in from the prior year and resolved with additional unanticipated realignment growth funds in Fiscal Year 2012-2013.

In the Adopted Proposed Budget, cash was projected to be a negative \$396,654 as of July 1, 2013 compared to the negative cash balance of \$601,891 on July 1, 2012. The projected negative cash balance represents a perpetual timing difference in receiving State Realignment revenues earned which are typically received 2 months in arrears. Due to this lag time in receipts, accounts receivable will be set up for outstanding revenues which will allow this fund to end the year in a positive fund balance position but will create a perpetual negative balance for cash. The difference between cash and fund balance is due to the non-cash items listed on the balance sheet such as deferred revenue, accounts receivable and accounts payable. These accounts are needed to reflect timing differences caused by cash-basis claiming rules governing reimbursement for Social Services and Public Assistance programs and the timing of State payments for certain advance versus cash-claimed programs. The actual cash balance as of July 1, 2013 was a negative \$817,018. The difference in the projection and the actual cash balance is due to the establishment of an accounts receivable for 1990-1991 State Realignment.

CSA - IHSS Provider Wages					
Classification	2011-2012 Actual	2012-2013 Actual	2013-2014 Adopted Proposed	2013-2014 Recommended Adjustments	2013-2014 Recommended Final Budget
Taxes	\$0	\$0	\$0	\$0	\$0
Licenses, Permits, Franchises	\$0	\$0	\$0	\$0	\$0
Fines, Forfeitures, Penalties	\$0	\$0	\$0	\$0	\$0
Revenue from use of Assets	\$323	\$64	\$0	\$0	\$0
Intergovernmental Revenue	\$47,879,175	\$60,020,262	\$60,770,226	\$0	\$60,770,226
Charges for Service	\$0	\$0	\$0	\$0	\$0
Miscellaneous Revenue	\$0	\$0	\$0	\$0	\$0
Other Financing Sources	\$349,389	\$349,416	\$349,416	\$0	\$349,416
Total Revenue	\$48,228,887	\$60,369,742	\$61,119,642	\$0	\$61,119,642
Salaries and Benefits	\$0	\$0	\$0	\$0	\$0
Services and Supplies	\$0	\$0	\$0	\$0	\$0
Other Charges	\$50,613,273	\$59,553,337	\$62,746,291	\$0	\$62,746,291
Fixed Assets	\$0	\$0	\$0	\$0	\$0
Other Financing Uses	\$0	\$2,194,581	\$327,613	\$0	\$327,613
Equity	\$0	\$0	\$0	\$0	\$0
Intrafund	\$0	\$0	\$0	\$0	\$0
Contingencies	\$0	\$0	\$0	\$0	\$0
Gross Costs	\$50,613,273	\$61,747,918	\$63,073,904	\$0	\$63,073,904
Fund Balance	\$106,434	(\$27,068)	\$0	\$0	\$0
Net County Cost	\$2,277,952	\$1,405,244	\$1,954,262	\$0	\$1,954,262

PROGRAM DISCUSSION

At the Recommended Proposed Budget level, the IHSS Provider wages are established at \$63,073,904 and include a County Maintenance of Effort (MOE) of \$8,226,710. Realignment revenue provides approximately 80.2% of the mandated County share match, or \$6,600,061, and allows for a transfer out of \$327,613 to mitigate General Fund deficits in mandated programs in other CSA budgets. The Mandated County Match of \$1,954,262 will meet the minimum mandates for IHSS Provider Wages for Fiscal Year 2013-2014.

The Recommended Proposed IHSS Provider Wages Budget represents an increase of \$19,116,042 over the 2012-2013 Adopted Final Budget level. This increase is primarily due to the State MOE model, implemented during Fiscal Year 2012-2013, which provides additional State General Funds for what used to be the County share for this program. In Fiscal Year 2013-2014, the additional State funding for MOE is \$9,019,038 and the County's MOE payment is estimated at \$8,226,710. Ongoing State and Federal revenues will replace the former County share and augmented by 1991 Realignment, will fully support this program budget. The remainder of the increase represents some program growth to ensure sufficient appropriations to meet forecast caseloads, average hours per case and processing likely to occur by year end as well as transfers out of \$327,613 needed to cover the increased County cost within the Public Authority Administration and Benefits, General Assistance and Public Economic Assistance budgets.

The requested Proposed Budget appropriations are fully funded with \$61,119,642 in State and Federal revenue and \$1,954,262 Mandated County Match. In Fiscal Year 2013-2014, the Department is able to increase the 1991 Realignment revenue projection to the State Controller's Office base issued in Fiscal Year 2012-2013 to cover the majority of costs related to the MOE for this program.

State Budget Impacts

The Governor's January 2013 budget includes several proposals that could affect the overall cost of the program and require future adjustments to projections, but due to the MOE, none of the proposals would impact the County General Fund. The Department will continue to monitor Federal/State Budget proposals and report back to the Board with any specific changes to program services and/or funding.

STAFFING RECOMMENDATIONS

Adopted Proposed Budget

Total current authorized positions— 0

Final Budget

There are no recommended changes to the current level of staffing.

BUDGET RECOMMENDATIONS

Adopted Proposed Budget

It is recommended that a budget of \$63,073,904 be approved for the Community Services Agency – In-Home Supportive Services Provider Wages. This budget is funded from \$61,119,642 in estimated department revenue, and a \$1,954,262 contribution from the General Fund.

Final Budget

There are no recommended changes in funding to this budget.

STANISLAUS COUNTY, CALIFORNIA

Fiscal Year 2013-2014

HUMAN SERVICES

Administration



COMMUNITY SERVICES AGENCY—INTEGRATED CHILDREN'S SERVICES

Budget Unit 1636 0045951

Special Revenue Fund

SERVICES PROVIDED

The Integrated Children's Services Fund (ICS) provides the County share of cost to support ICS core programs funded by Non-Federal Child Welfare Services (CWS) allocations or 2011 State Realignment revenues that require a local match. Sources of funds are donations or contributions from local community partners.

FUND/CASH BALANCE

As of July 1, 2013, this fund has a positive fund balance of \$455, slightly higher than the positive fund balance of \$206 on July 1, 2012. Fund balance in the Integrated Children's Services Fund (ICS) budget is attributed to the value of interest earned and is non-spendable fund balance.

As stated in the Adopted Proposed Budget, cash was projected to be \$206, in line with the July 1, 2012 positive cash balance of \$206. The actual cash balance as of July 1, 2013 is a negative \$44,910. This decrease is due to CSA not receiving its fourth quarter local match contribution before June 30. As a result, the cash account shows a negative balance, however, a receivable was set up in the amount of \$45,446 at June 30, 2013.

CSA - Integrated Children's Services					
Classification	2011-2012 Actual	2012-2013 Actual	2013-2014 Adopted Proposed	2013-2014 Recommended Adjustments	2013-2014 Recommended Final Budget
Taxes	\$0	\$0	\$0	\$0	\$0
Licenses, Permits, Franchises	\$0	\$0	\$0	\$0	\$0
Fines, Forfeitures, Penalties	\$0	\$0	\$0	\$0	\$0
Revenue from use of Assets	\$430	\$239	\$0	\$0	\$0
Intergovernmental Revenue	\$0	\$0	\$0	\$0	\$0
Charges for Service	\$0	\$0	\$0	\$0	\$0
Miscellaneous Revenue	\$108,405	\$211,525	\$217,918	\$14,850	\$232,768
Other Financing Sources	\$0	\$0	\$0	\$0	\$0
Total Revenue	\$108,835	\$211,764	\$217,918	\$14,850	\$232,768
Salaries and Benefits	\$0	\$0	\$0	\$0	\$0
Services and Supplies	\$0	\$0	\$0	\$0	\$0
Other Charges	\$0	\$0	\$0	\$0	\$0
Fixed Assets	\$0	\$0	\$0	\$0	\$0
Other Financing Uses	\$139,561	\$211,516	\$217,918	\$14,850	\$232,768
Equity	\$0	\$0	\$0	\$0	\$0
Intrafund	\$0	\$0	\$0	\$0	\$0
Contingencies	\$0	\$0	\$0	\$0	\$0
Gross Costs	\$139,561	\$211,516	\$217,918	\$14,850	\$232,768
Fund Balance	\$30,726	(\$248)	\$0	\$0	\$0
Net County Cost	\$0	\$0	\$0	\$0	\$0

PROGRAM DISCUSSION

At the proposed level of funding, the Department can maintain the current service goals to provide the County share of cost to support Integrated Children's Services (ICS) core programs, which focus on Sober Living Environment services.

This budget is supported by private donations or contributions from local community partners to provide the required local match for sober living services. Sober living services contracts were awarded beginning July 1, 2012 for a maximum of 4 years. All but the 30% local match requirement for eligible Child Welfare Services (CWS) customer services is funded in the CSA Services and Support Budget. Sober Living is a non-mandated but critical component of CWS.

STAFFING RECOMMENDATIONS

Adopted Proposed Budget

Total current authorized positions— 0

Final Budget

There are no recommended changes to the current level of staffing.

BUDGET RECOMMENDATIONS

Adopted Proposed Budget

It is recommended that a budget of \$217,918 be approved for the Community Services Agency – Integrated Children Services. This budget is funded from \$217,918 in estimated department revenue provided entirely by private donations or contributions from local community partners to provide the local match for sober living services.

Final Budget

In preparation for the consideration of the Final Budget, the Community Services Agency has completed a fiscal analysis of the Integrated Children's Services Budget and is requesting an increase in appropriations and estimated revenue of \$14,850 over the Adopted Proposed Budget. Currently, there is a waiting list for fathers with children who need sober living environment services. This partner match contribution of \$14,850 will support a Sober Living contract increase of \$49,500 from September 2013 through June 2014, and provide 3 additional sober living environment beds. The Sober Living Environment contracts are accounted for within Program Services and Support.

STANISLAUS COUNTY, CALIFORNIA
Fiscal Year 2013-2014

HUMAN SERVICES
Aid Programs



COMMUNITY SERVICES AGENCY—PUBLIC ECONOMIC ASSISTANCE

Budget Unit 1632 0045801
Special Revenue Fund

SERVICES PROVIDED

This budget provides cash aid to Stanislaus County families eligible for temporary economic assistance and to children requiring out-of-home placement on a temporary or permanent basis. All assistance payments to customers/clients are included in this budget. Welfare payments are referred to as Temporary Assistance to Needy Families (TANF) and/or California Work Opportunity and Responsibility to Kids (CalWORKs). Mandated by Federal and State laws, these caseload driven programs include CalWORKs All Other Families and Two Parent Families, Aid to Families with Dependent Children-Foster Care (AFDC/FC), Adoption Assistance Program (AAP), Kinship Guardianship Assistance Payment Program (Fed/Kin-GAP), Refugee Cash Assistance Program (RCA), Transitional Housing Program Plus (THP-Plus), Cash Assistance Program for Immigrants (CAPI), Aid to Dependent Children-Extended Foster Care (EFC), and the CalFresh Low Income Home Energy Assistance Program (LIHEAP).

FUND/CASH BALANCE

As of July 1, 2013, this fund has a zero fund balance compared to the July 1, 2012 negative fund balance of \$19,585. The negative \$19,585 was a result of the receipt of Realignment revenue which fell short of funds anticipated for the month of June 2012, and was carried in from the prior year and resolved with additional unanticipated realignment growth funds in Fiscal Year 2012-2013.

As stated in the Adopted Proposed Budget, this fund was projected to have a positive cash balance of \$3,083,199 as of July 1, 2013 compared to the \$3,063,544 positive balance on July 1, 2012. The actual cash balance as of July 1, 2013 is a positive \$1,132,687. This decrease in cash is primarily due to a reduction in deferred revenues for 2011 realigned programs. Revenue, which has transitioned from State General Fund advances, is typically received two months in arrears, creating a perpetual timing difference.

CSA - Public Economic Assistance					
Classification	2011-2012 Actual	2012-2013 Actual	2013-2014 Adopted Proposed	2013-2014 Recommended Adjustments	2013-2014 Recommended Final Budget
Taxes	\$0	\$0	\$0	\$0	\$0
Licenses, Permits, Franchises	\$0	\$0	\$0	\$0	\$0
Fines, Forfeitures, Penalties	\$0	\$0	\$0	\$0	\$0
Revenue from use of Assets	\$890	\$222	\$0	\$0	\$0
Intergovernmental Revenue	\$88,975,674	\$90,864,962	\$98,060,226	\$0	\$98,060,226
Charges for Service	\$0	\$0	\$0	\$0	\$0
Miscellaneous Revenue	\$0	\$0	\$500,000	\$0	\$500,000
Other Financing Sources	\$253,058	\$2,749,674	\$548,190	\$0	\$548,190
Total Revenue	\$89,229,622	\$93,614,858	\$99,108,416	\$0	\$99,108,416
Salaries and Benefits	\$0	\$0	\$0	\$0	\$0
Services and Supplies	\$0	\$0	\$0	\$0	\$0
Other Charges	\$92,918,246	\$94,757,284	\$104,433,365	\$0	\$104,433,365
Fixed Assets	\$0	\$0	\$0	\$0	\$0
Other Financing Uses	\$0	\$0	\$0	\$0	\$0
Equity	\$0	\$0	\$0	\$0	\$0
Intrafund	\$0	\$0	\$0	\$0	\$0
Contingencies	\$0	\$0	\$0	\$0	\$0
Gross Costs	\$92,918,246	\$94,757,284	\$104,433,365	\$0	\$104,433,365
Fund Balance	\$112,244	(\$19,584)	\$0	\$0	\$0
Net County Cost	\$3,576,380	\$1,162,010	\$5,324,949	\$0	\$5,324,949

PROGRAM DISCUSSION

At the proposed \$98,044,959 base level of funding, the Department can support only 93.9% of the Fiscal Year 2013-2014 mandated Public Economic Assistance need. The Agency is requesting full Mandated County Match support of \$5,324,949 which represents an increase of \$2,736,297 in net county cost. The specific County General Fund changes requested include:

- ◆ An increase of \$2,102,118 in Foster Care due to caseload and on-going grant increases per legislation/court order offset by a share of Child Support County Share Recoupment;
- ◆ An increase of \$951,263 to recognize the AB 12 Extended Foster Care on-going caseload and grant increases per legislation/court order;
- ◆ A decrease of \$61,332 to Adoptions due to increased 1991 Realignment revenues offset by a small shortfall in 2011 Realignment revenues;
- ◆ An increase of \$36,202 to KinGAP due to non-Federal cases with a higher County Match offset by a share of Child Support County Share Recoupment; and
- ◆ A decrease of \$291,954 in CalWORKs due to slowed caseload growth offset by a share of Child Support County Share Recoupment.

The California Department of Child Support Services budget proposes to restore the County share of Public Assistance Child Support collection in Fiscal Year 2013-2014. The Department factored the restored estimated revenue of \$500,000 in child support recoupment to mitigate exposure in General Fund Unmet Needs. In addition, the Department's base budget includes an Operating Transfer In from the In-Home Supportive Services Provider Wages budget of \$295,131 to reduce the unmet need in Foster Care.

The County Match of \$2,588,652 is not sufficient to meet the County obligation. The Department is requesting an additional \$2,736,297 in County Match in order to have sufficient budget authority to meet customer service demands through June 30, 2014.

Service levels in Public Economic Assistance are significantly impacted due to the lack of local share match. The Department would not be able to fund services to 22.7% of Foster Care and 100% of Extended Foster Care (EFC) youth, denying services to an average of 184 youth per month. The additional County Match totaling \$2,736,297 would support additional Federal and 2011 Realignment estimated revenue of \$3,652,109 to fully fund these mandated programs through June 30, 2014 at a total budget of \$104,433,365.

Major Programs/Level of Service Requested

The Public Economic Assistance Programs are entitlement programs that provide a prescribed level of aid payments to recipients once an eligibility determination is made. The Fiscal Year 2013-2014 projections reflect the most current local trends.

At the Base Budget Level of \$98,044,959 the agency can support the following mandated programs:

- ◆ CalWORKs – All Other Families and Two Parent Families – Appropriations are requested at \$57.7 million for All Other Families and \$11.9 million for Two Parent Families.

CalWORKs All Other Families caseload is expected to average 10,630 cases per month, a slight increase from the 2012-2013 Adopted Final Budget level of 10,620. The CalWORKs Two Parent Families caseload is expected to average 1,802 cases per month, a 2.4% decrease from the 2012-2013 Adopted Final Budget level of 1,846 cases per month.

The CalWORKs All Other Families average grant is expected to remain the same at \$452.70 and the Two Parent Families average grant is projected to decrease 1.3% from the 2012-2013 Adopted Final Budget level of \$561.38 to \$553.83.

The slight decrease in CalWORKs caseloads and grants reflect the impacts of Senate Bill 72 (SB72) and the on-going fluctuation in the demographics and earned income of the assisted population. SB72 reduced time limits from 60 to 48 months for adults, reduced income disregards, and adopted an Incremental Grant Reduction (IGR) for some CalWORKs Child Only Cases;

- ◆ Refugee Cash Assistance - The Refugee Cash Assistance projection of \$323,511 remains consistent with 2012-2013 Adopted Final Budget and is based on an average caseload of 103 per month and an average grant of \$261.74. The Refugee program is 100% federally funded and will have no impact on the County General Fund;
- ◆ Cash Assistance Program for Immigrants (CAPI) – The CAPI projection of \$1.7 million is based on an average caseload of 202 per month, a 6.05% decrease from the 2012-2013 Adopted Final Budget level of 215. The average grant of \$700.86 per month is a .25% increase from the Adopted Final Budget of \$699.12. The CAPI program is 100% State funded and has no impact on the County General Fund;
- ◆ Low Income Home Energy Assistance Program (LIHEAP) – The LIHEAP is a new cash benefit program in Fiscal Year 2013-2014. The benefit provides all CalFresh households a nominal \$0.10 funded through the Federal LIHEAP block grant and is issued annually via the Electronic Benefit Transfer (EBT) System. The total projected cost is \$4,000 for Fiscal Year 2013-2014. There is no County share as LIHEAP is 100% federally funded;
- ◆ Foster Care (FC) - The base FC appropriation projected at \$14.2 million would support the FC mandate through March 31, 2014. The average caseload projection of 532 per month is a 7.8% decrease from the Adopted Final Budget level of 577. It is important to note at 2012-2013 Adopted Final Budget the FC caseload included 29 EFC cases, for a net of 548 FC cases. The 532 FC cases at Proposed Budget is a decrease of 16, or 2.9% from the Adopted Final Budget.

Although the growth trend in Foster Care has slowed, the Department continues to experience significant caseload fluctuations each month, from a low of 550 to a high of 608 children in care. This fluctuation is due to emergency situations that arise, large sibling group needs for out-of-home placement and the reduced services available in the community to meet risk and safety needs for certain children to remain in their own homes. The Department will monitor child safety issues

closely and report back to the Board by mid-year on caseload changes and impacts to foster care funding.

The average grant of \$2,885.26 per month is a 17.3% increase from the Adopted Final Budget grant of \$2,460.56. The increase is the net impact of several factors including: the most recent average grant growth trend of 12.4%; the annual Cost-of-Living (COLA) increase of 2.65% based on the California Necessities Index (CNI) to the base Foster Family Home (FFH), Group Home and Dual Agency rates; the Foster Family Agency base rate increase to align with the FFH rate; and the Title IV-E Education Travel Reimbursement to FC caregivers to ensure the educational stability of the child while in foster care effective July 1, 2011;

- ◆ Extended Foster Care (EFC) – The base proposed appropriation is \$0, consistent with the 2012-2013 Adopted Final Budget. Assembly Bill (AB) 12 established EFC, which provides benefits to FC youth over the age of 18 up to the age of 21 through a three year phase in which began January 2012. It is important to note that 2012-2013 Adopted Final Budget FC caseload included 29 EFC cases. The Agency is in the second year of the phase-in, which increases the eligibility age to 20, with a projected monthly caseload of 64, a 121% increase over Adopted Final Budget.

The average grant of \$2,885.26 per month is a 17.3% increase from the Adopted Final Budget grant of \$2,460.56. The increase is the net impact of several factors mentioned above;

- ◆ Adoptions Assistance Program (AAP) - The Adoptions Assistance appropriation is forecast at \$11,312,905 million. The projected 2013-2014 Fiscal Year caseload of 1,146 is a 4.1% increase from the Adopted Final Budget of 1,101 with an average grant of \$882.64, which represents a 10.2% increase from the Adopted Final Budget of \$801.25. The caseload is increasing as more foster youth are being adopted. The increase in the average grant reflects the State's instruction that only prospective AAP cases are eligible to the Foster Family Home (FFH) court ordered rate increase. The average grant is further increased by the State-proposed annual COLA of 2.65% based on the CNI, and an increase to the Dual Agency rate;
- ◆ Kinship Guardianship Assistance Payment Program Kin-GAP - The Kin-GAP projection of \$378,254 consists of an average monthly caseload of 45, which is a 12.5% increase from the Adopted Final Budget of 40. The average grant of \$700.47 is up 5.8% increase over the average grant in the prior fiscal year; and
- ◆ Transitional Housing Program Plus (THP-Plus) – the THP-Plus projection of \$357,998 is based on 17 cases per month. The average grant of \$1,754.89 represents an increase of 9.4% from the Adopted Final Budget of \$1,604.43. The current program funds 17 emancipated foster youths' participation to receive transitional housing assistance. This is a Child Welfare Services 2011 realigned program, funded with 2011 Realignment and there is no impact to the County General Fund.

At the requested full level of funding of \$104,433,365 the Department would be able to support the total appropriation need of \$18,419,500 in Foster Care and \$2,215,880 in Extended Foster Care.

Federal/State Budget Impacts:

- ◆ The Proposed 2013-2014 Governor's Budget had no significant programmatic changes to the structure of the CalWORKs program that effect Temporary Assistance to Needy Families (TANF) caseloads or average grants. The Department will continue to track the progress of the State budget proposals and report to the Board as needed;
- ◆ On October 1, 2013 Covered California will begin Open Enrollment for mandated health care consistent with Federal Health Care Reform. Medi-Cal as one of the health care options will be administered by CSA as the agency authorized by the State to determine Medi-Cal eligibility. At the time of Medi-Cal eligibility determination, through "horizontal integration" Family Services Specialists will screen customers for eligibility to CalWORKs, CalFresh, and General Assistance benefits. As the potential impact to the CalWORKs caseload is not yet known it has not been factored into the Proposed Budget. The Department will continue to track the progress of Health Care Reform and Covered California reporting to the Board as needed;

- ◆ On April 4, 2011, the Governor signed Assembly Bill 109 (AB 109) mandating realignment of custodial and community supervision of lower level adult parolees from the State to the counties. To meet the mandate on September 20, 2011, the Board of Supervisors approved the Community Corrections Partnership Plan (CCP) for the Implementation of the 2011 Public Safety Realignment.

The approved plan included staffing of a CSA Social Worker who focused on Supplemental Security Income (SSI) Advocacy. On July 24, 2012, the Board of Supervisors approved the CCP Phase 2 Implementation of the 2011 Public Safety Realignment for Fiscal Year 2012-2013. The plan included redirection of the CSA Social Worker and one additional CSA position to fill two Family Services Specialist I/II positions.

As AB 109 released adult parolees may require assistance to achieve self-sufficiency, the FSSs have been stationed at the Probation Office and BHRS to provide on-site eligibility determination for CalWORKs, Medi-Cal, Food Stamps, and General Assistance.

The potential impact to the CalWORKs caseload is not yet known and has not been factored into the Proposed Budget. The Agency will continue to track the progress and impacts of AB 109, reporting to the Board as needed;

- ◆ The Legislature, in the Final 2012 State Budget, adopted a new prospective 24-month time limit for Welfare-to-Work (WTW) services, effective January 1, 2013. The CalWORKs recipients are expected to meet Federal work requirements during this period unless eligible for an exemption or an extension. After the 24 month time clock runs out the adult portion of the assistance grant could be reduced if the new participation requirements are not met.

The Department would not expect to see impacts from this proposal until January 1, 2015 and will continue to track the progress of this change, reporting to the Board as needed;

- ◆ Senate Bill 1013, in compliance with the Federal Improper Payments Act of 2002, which began July 1, 2012, requires counties to remit 100% of the Federal share of FC, AAP, and Kin-GAP overpayments. This means that the County will become responsible for all but the State share of overpayments. The Department did not factor this impact into the budget, pending receipt of State instructions and claiming tools to support the calculations. The Department will continue to track the progress and impacts of SB 1013, reporting to the Board as needed; and

- ◆ The Federal Fostering Connections to Success and Increasing Adoptions Act of 2008 (AB 12) was passed and signed by the Governor on September 30, 2010.

AB 12 extends benefits, with new eligibility and program activities, in a phased in approach, for FC and AAP youth over the age of 18, now designated at Non-Minor Dependents (NMD). Impacts from the first and second phase, effective January 1, 2012 and January 1, 2013, extending the eligibility to the age to 19 and 20 respectively, were factored into the Proposed Budget. The legislature approved the third phase effective January 1, 2014, which will extend benefits to the age of 21.

AB 12 clean up legislation appears to allow youth to change their county of residence after one year in EFC. This has the potential to add as many as 96 youth, formerly dependents of other counties placed in Stanislaus County, to our County caseload in the next two years. Due to the uncertainty of how the FC extension required by AB 12 will play out for our County, the residency impact has not been factored into budget projections.

STAFFING RECOMMENDATIONS

Adopted Proposed Budget

Total current authorized positions— 0

Final Budget

There are no recommended changes to the current level of staffing.

BUDGET RECOMMENDATIONS**Adopted Proposed Budget**

It is recommended that a budget of \$104,433,365 be approved for Community Services Agency – Public Economic Assistance. This budget is funded from \$99,108,416 in estimated department revenue, and a \$5,324,949 contribution from the General Fund. The ongoing increase of \$2,736,297 to Mandated County Match, requested by the Department as an unmet need, will allow the Department to draw down an additional \$3,652,109 in State and Federal funding.

Final Budget

There are no recommended changes in funding to this budget.

STANISLAUS COUNTY, CALIFORNIA
Fiscal Year 2013-2014



HUMAN SERVICES
Aid Programs

COMMUNITY SERVICES AGENCY—SERIOUSLY EMOTIONALLY DISTURBED CHILDREN

Budget Unit 1634 0045851
 Special Revenue Fund

SERVICES PROVIDED

Assembly Bill (AB) 3632 (Chapter 1747, Statutes of 1984) and AB 882 (Chapter 1274, Statutes of 1985) mandate the Seriously Emotionally Disturbed (SED) Children’s Program and authorize the SED Program as a separate out-of-home care component. Its purpose is to ensure that students with special education needs, identified as being the result of an emotional condition, receive mental health services at no cost to the child or family. Behavioral Health and Recovery Services (BHRS) and the Stanislaus County Office of Education must provide residential placement, which includes counseling, case management and psychiatric services. If problems are less severe, day treatment services shall be provided. The primary focus is to work with children and families to treat mental health conditions that keep these children from taking full advantage of their education.

CASH/FUND BALANCE

As of July 1, 2013, this fund is projected to have a cash and fund balance of \$0, compared to the July 1, 2012 cash balance of \$0 and fund balance of \$0.

The Department eliminated this budget as of June 30, 2011.

CSA - Seriously Emotionally Disturbed Children					
Classification	2011-2012 Actual	2012-2013 Actual	2013-2014 Adopted Proposed	2013-2014 Recommended Adjustments	2013-2014 Recommended Final Budget
Taxes	\$0	\$0	\$0	\$0	\$0
Licenses, Permits, Franchises	\$0	\$0	\$0	\$0	\$0
Fines, Forfeitures, Penalties	\$0	\$0	\$0	\$0	\$0
Revenue from use of Assets	\$0	\$0	\$0	\$0	\$0
Intergovernmental Revenue	\$0	\$0	\$0	\$0	\$0
Charges for Service	\$0	\$0	\$0	\$0	\$0
Miscellaneous Revenue	\$0	\$0	\$0	\$0	\$0
Other Financing Sources	\$0	\$0	\$0	\$0	\$0
Total Revenue	\$0	\$0	\$0	\$0	\$0
Salaries and Benefits	\$0	\$0	\$0	\$0	\$0
Services and Supplies	\$0	\$0	\$0	\$0	\$0
Other Charges	\$0	\$0	\$0	\$0	\$0
Fixed Assets	\$0	\$0	\$0	\$0	\$0
Other Financing Uses	\$20,082	\$0	\$0	\$0	\$0
Equity	\$0	\$0	\$0	\$0	\$0
Intrafund	\$0	\$0	\$0	\$0	\$0
Contingencies	\$0	\$0	\$0	\$0	\$0
Gross Costs	\$20,082	\$0	\$0	\$0	\$0
Fund Balance	\$20,082	\$0	\$0	\$0	\$0
Net County Cost	\$0	\$0	\$0	\$0	\$0

PROGRAM DISCUSSION

On October 8, 2010 the then-Governor Schwarzenegger vetoed funding for SED and declared the mandate suspended effective July 1, 2010. In alignment with that action, the Department at Mid-Year 2010-2011 requested and was approved to eliminate Fund 1634 as of June 30, 2011. As a result, no appropriations were recommended for Fiscal Year-2012, Fiscal Year-2013 or Fiscal Year-2014.

STAFFING RECOMMENDATIONS

Adopted Proposed Budget

Total current authorized positions— 0

Final Budget

There are no recommended changes to the current level of staffing.

BUDGET RECOMMENDATIONS

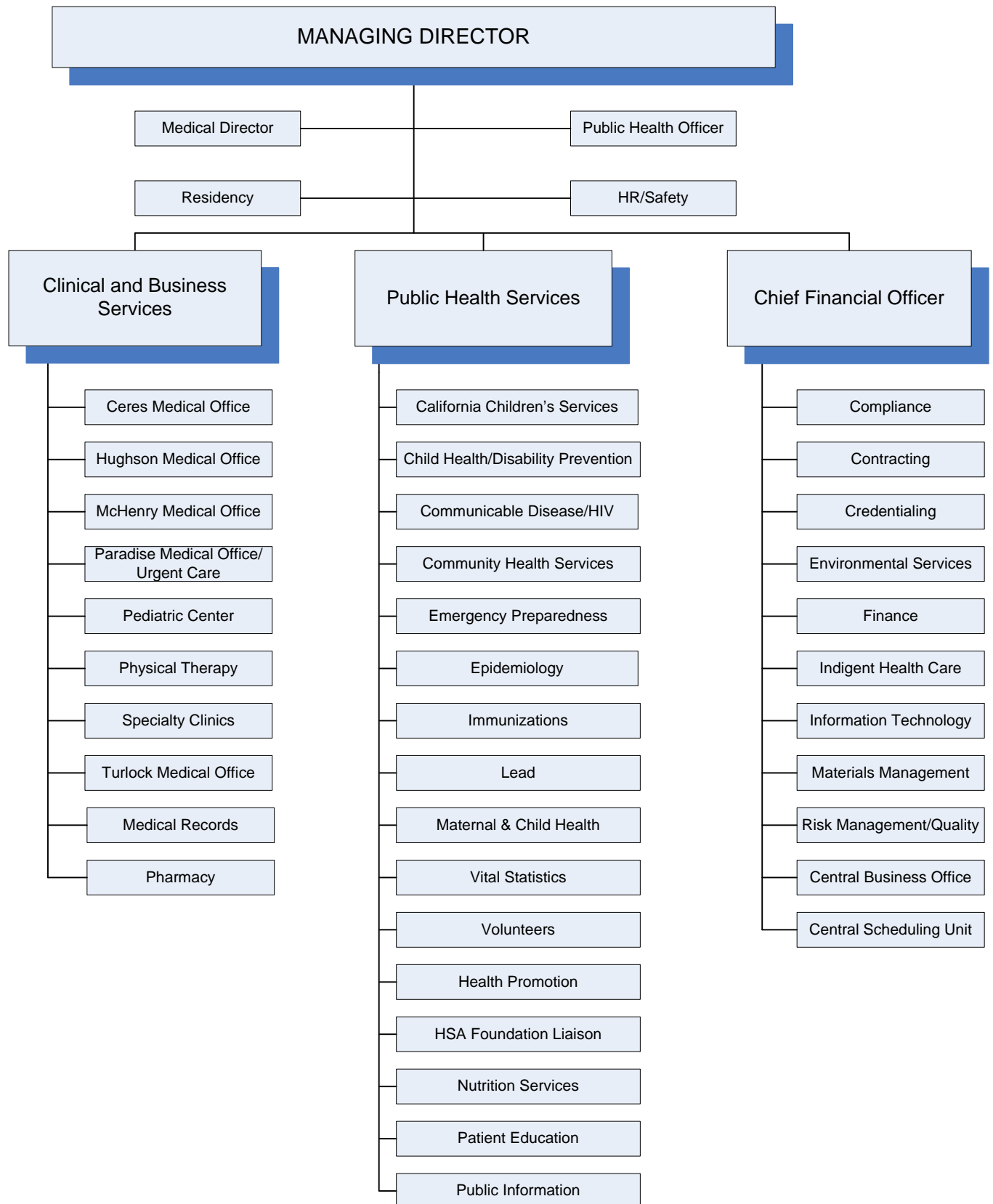
Adopted Proposed Budget

It is recommended that no appropriations be budgeted for the Community Services Agency – Seriously Emotionally Disturbed Children budget. This budget is no longer used by the Department and is included due to a requirement imposed by the State Controller.

Final Budget

There are no recommended changes in funding to this budget.

STANISLAUS COUNTY HEALTH SERVICES AGENCY



Revised September 2008

STANISLAUS COUNTY, CALIFORNIA
Fiscal Year 2013-2014



HUMAN SERVICES
Health

HEALTH SERVICES AGENCY
Mary Ann Lee, Managing Director

BUDGET AT A GLANCE	
Gross Costs	\$89,684,645
Total Revenue	\$83,217,294
Fund Balance/Retained Earnings	\$97,392
Net County Cost	\$6,369,959
Total Recommended Staffing	468
% Funded by Local Discretionary Funds	7.1%

MISSION STATEMENT

The Health Services Agency mission is to:

- ◆ **Promote** wellness and healthy lifestyles;
- ◆ **Prevent** illness and injury;
- ◆ **Provide** quality care and treatment; and
- ◆ **Preserve** access to healthcare for the underserved.

Through leadership, continuous improvement, and teamwork.

ACCOMPLISHMENTS AND OBJECTIVES

The Accomplishments of 2012-2013 and Objectives for the 2013-2014 Fiscal Year for the Health Services Agency include:

FISCAL YEAR 2012-2013 ACCOMPLISHMENTS	FISCAL YEAR 2013-2014 OBJECTIVES
<ul style="list-style-type: none"> ◆ Received Unqualified Financial Statement Audit report for the Health Services Agency Clinics and Ancillary Operations performed by an Independent outside Audit Firm. ◆ Successfully passed several major Federal, State and other Local Public Health program fiscal review and compliance audits for HSA. ◆ Implemented additional components of the Electronic Medical Records and Practice Management System, while maintaining clinic access. ◆ Received 5-year renewal of the Federally Qualified Health Center Look-Alike designation. ◆ Implemented the Health Plan of San Joaquin as the new Local Initiative health plan for Medi-Cal beneficiaries. ◆ Made progress on preparation for future Public Health accreditation. ◆ The Agency began the VoIP upgrades. 	<ul style="list-style-type: none"> ◆ Prepare for Federal Health Care Reform changes. ◆ Transition the Medically Indigent Adult program participants to Medi-Cal and/or Cover California. ◆ Continue progress on Public Health accreditation to protect future funding. ◆ Achieve annual recertification of the Federally Qualified Health Center Look-Alike designation. ◆ Achieve renewed and new grant support to enable multiple initiatives. ◆ Continue efforts to improve efficiencies, enhance revenue, and increase staff development, while meeting fiscal targets, programmatic objectives and achieving compliance. ◆ Will complete implementation of an upgrade of the VoIP (Voice over Internet Protocol) phone system which should be finalized in Fiscal Year 2013-2014. Transitioning to this new technology will significantly reduce the Agency's overall telephone expenses on an annual basis.

BUDGETS WITHIN HEALTH SERVICES AGENCY INCLUDE:

- ◆ Administration
- ◆ Clinics and Ancillary Services
- ◆ Emergency Medical Services Discretionary Fund
- ◆ Indigent Health Care Program (IHCP)
- ◆ IHCP-California Healthcare for Indigents Program
- ◆ IHCP-Emergency Medical Services Hospital
- ◆ IHCP-Emergency Medical Services Physicians
- ◆ Public Health
- ◆ Public Health Vital and Health Statistics

STANISLAUS COUNTY, CALIFORNIA
Fiscal Year 2013-2014



HUMAN SERVICES
Health

HEALTH SERVICES AGENCY—ADMINISTRATION

Budget Unit 1401 1301000
 Special Revenue Fund

SERVICES PROVIDED

The Health Services Agency (HSA) – Administration budget provides oversight and support for the Agency’s Ambulatory Clinics and Ancillary Services, Public Health Division Services, the Indigent Health Care Program (IHCP), and the Health Coverage and Quality Services Division. Specific overhead functions included in this budget are Administration, Payroll/Human Resources, Patient Accounting, Information Services, Materials Management, HSA Volunteers, Plant Operations, Security, Training, Safety & Ergonomics, General Accounting, Accounts Payable and Environmental Services & Communications. Costs for this budget are allocated out to the other HSA divisions, much like the County Cost Allocation Plan (CAP) costs are allocated to departments, through a variety of allocation methodologies.

FUND/CASH BALANCE

As of July 1, 2013, this fund has a positive fund balance of \$92,959 compared to the July 1, 2012 positive balance of \$92,959. As stated in the Adopted Proposed Budget, cash was estimated to be a positive \$181,000 as of July 1, 2013 compared to the \$180,790 positive balance on July 1, 2012. The actual cash balance as of July 1, 2013 is a positive \$261,505, an increase to the projected cash balance, due to an increase in accounts payable as of June 30, 2013. The difference between the cash and fund balance is due to the non-cash items listed on the balance sheet, such as Accounts Receivable, Prepaid Items and the Medical Supply Inventory.

Health Services Agency - Administration					
Classification	2011-2012 Actual	2012-2013 Actual	2013-2014 Adopted Proposed	2013-2014 Recommended Adjustments	2013-2014 Recommended Final Budget
Taxes	\$0	\$0	\$0	\$0	\$0
Licenses, Permits, Franchises	\$0	\$0	\$0	\$0	\$0
Fines, Forfeitures, Penalties	\$0	\$0	\$0	\$0	\$0
Revenue from use of Assets	\$8,400	\$8,417	\$8,400	\$0	\$8,400
Intergovernmental Revenue	\$95,373	\$86,763	\$0	\$0	\$0
Charges for Service	\$6,050,498	\$6,212,676	\$7,174,125	\$0	\$7,174,125
Miscellaneous Revenue	\$138,848	\$11,638	\$0	\$0	\$0
Other Financing Sources	\$0	\$384	\$0	\$0	\$0
Total Revenue	\$6,293,119	\$6,319,878	\$7,182,525	\$0	\$7,182,525
Salaries and Benefits	\$5,928,608	\$5,963,057	\$6,961,440	\$0	\$6,961,440
Services and Supplies	\$1,346,863	\$1,528,408	\$1,788,387	\$0	\$1,788,387
Other Charges	\$1,489,292	\$1,585,637	\$1,664,909	\$0	\$1,664,909
Fixed Assets					
Buildings & Improvements	\$0	\$750	\$0	\$0	\$0
Other Financing Uses	\$169,855	\$1,645	\$0	\$0	\$0
Equity	\$0	\$0	\$0	\$0	\$0
Intrafund	(\$2,641,499)	(\$2,759,619)	(\$3,232,211)	\$0	(\$3,232,211)
Contingencies	\$0	\$0	\$0	\$0	\$0
Gross Costs	\$6,293,119	\$6,319,878	\$7,182,525	\$0	\$7,182,525
Fund Balance	\$0	\$0	\$0	\$0	\$0
Net County Cost	\$0	\$0	\$0	\$0	\$0

PROGRAM DISCUSSION

At the proposed level of funding, the Department can maintain its current level of operations by providing oversight and support for the Agency's Ambulatory Clinics and Ancillary Services, Public Health Division Services, and the Indigent Health Care Program (IHCP). Costs for this budget are allocated to other Health Services Agency divisions, much like the County Cost Allocation Plan (CAP) costs are allocated to departments, through a variety of allocation methodologies.

As a continuous improvement initiative, department management continues to review previously implemented initiatives aimed at fiscal stability as well as identifying new initiatives which could possibly reduce the Agency's overall costs.

As a new cost savings initiative, the Agency is currently completing implementation of an upgrade from its old increasingly unreliable ATT Centrex dial tone system to a new VoIP (Voice over Internet Protocol) system. Transitioning to this new technology will significantly reduce the Agency's overall telephone expenses on an annual basis and will result in a full return on investment within three to four years. The implementation is scheduled to be completed in Fiscal Year 2013-2014.

STAFFING RECOMMENDATIONS

Adopted Proposed Budget

Total current authorized positions— 83

There are no recommended changes to the current level of staffing.

Total recommended authorized positions— 83

Final Budget

The Department is requesting to transfer in one Account Clerk II from the Indigent Health Care Program. The Department is also requesting classification studies to be conducted on the following positions: one Software/Developer Analyst III, one Confidential Assistant II, and two Administrative Clerk III positions. The Department is requesting classification studies to ensure the positions' job duties and responsibilities are matched to the correct classification. It is recommended to study these positions.

Total current authorized positions— 83

It is recommended to transfer in one Account Clerk II position from the Indigent Health Care Program.

Total recommended authorized positions— 84

BUDGET RECOMMENDATIONS

Adopted Proposed Budget

It is recommended that a budget of \$7,182,525 be approved for the Health Services Agency – Administration. This budget is funded from \$7,182,525 in estimated department revenue.

Final Budget

There are no recommended changes in funding to this budget.



HUMAN SERVICES
Health

HEALTH SERVICES AGENCY—CLINICS AND ANCILLARY SERVICES

Budget Unit 4051 1010001
Enterprise Fund

SERVICES PROVIDED

The Health Services Agency (HSA) – Clinics and Ancillary Services budget provides primary care, specialty care, and the ancillary services that support this care (pharmacy and rehabilitation services) to approximately 46,000 unique patients annually, primarily representing under/uninsured, Medi-Cal and County indigent adult populations. Primary Care clinic services are currently provided at six Federally Qualified Health Center (FQHC) Look Alike medical office locations positioned throughout the County. The services provided include: family medicine; pediatrics; integrated behavioral health; prenatal care; obstetrical care; high-risk obstetrical care; women’s health care; family planning; immunizations; treatment of sexually transmitted diseases (STD’s); well child check-ups; and urgent care services. Adult and pediatric specialty care is provided at the Scenic campus Specialty Clinics where services include orthopedics, otolaryngology (ENT), neurology, ophthalmology, general surgery (lump and bump), gastroenterology, HEP (Hepatitis) C, oncology, urology, podiatry and neurosurgery. Full service rehabilitation services including physical therapy, occupational therapy, audiology, and wound care services as well as retail pharmacy operations are also conducted at the Scenic campus.

The Valley Family Medicine Residency Program of Modesto which is accredited by the Accreditation Council for Graduate Medical Education (ACGME) and receives graduate medical education funding from the Centers for Medicare and Medicaid Services (CMS) has approximately 36 family practice residents in training annually and is an integral part of the County’s primary care clinic system providing approximately 22,000 clinic visits per year. This family practice residency program is a component of the Valley Consortium for Medical Education (VCME), a non-profit corporation whose members are Stanislaus County, Doctors Medical Center and Memorial Medical Center. Outpatient training is performed in the Agency’s medical offices and inpatient training primarily occurs at Doctors Medical Center. VCME will expand with a new orthopedic residency training program, funded by Doctors Medical Center, starting in July 2013 and some outpatient rotations will occur within the HSA Specialty clinics.

The academic medical training for the residency program is supported through Scenic Faculty Medical Group (SFMG), with “core” medical staff representing primarily Family Practice, Pediatrics and Obstetrics/Gynecology. In addition, approximately 50 community physicians provide teaching and specialty services to HSA clients in the Agency’s specialty clinics. Professional staffing of the Urgent Care operations is provided under contract by California Healthcare Medical Billing. Professional staffing of the FQHC clinics is provided by SFMG as well as County employed mid-level providers.

FUND/CASH BALANCE

As stated in the Adopted Proposed Budget, as of July 1, 2013, this fund was projected to have a negative retained earnings of \$8,390,955 compared to the July 1, 2012 negative balance of \$9,651,416. The actual retained earnings as of July 1, 2013 is a negative \$9,592,471, a decrease from the projected retained earnings due to the transfer of approximately \$1.49 million from Clinics and Ancillary Services to the Indigent Health Care Program budget, as approved the Board of Supervisors on May 7, 2013 as part of the Third Quarter Financial Report. Also as stated in the Adopted Proposed Budget, cash is estimated to be a positive \$530,000 as of July 1, 2013 compared to the \$526,841 positive balance on July 1, 2012. The actual cash balance as of July 1, 2013 is a negative \$15,943,286. This significant decrease in cash is the result of delays at the State level for Medi-Cal Prospective Payment System (PPS) and Fee for Service reconciliations from the date of the Clinics’ Federally Qualified Health Center Look-alike (FQHC-LA) designation, September 20, 2007. The total

estimated amount owed to the Health Services Agency is approximately \$30 million. As of August 20, 2013 approximately \$13.6 million has been received from the State as a post-closing adjustment. The difference between the cash and fund balance is due to the non-cash items listed on the balance sheet, such as Accounts Receivable, Accounts Payable, Notes Payable, Compensated Absences, Depreciation and Fixed Assets.

Health Services Agency - Clinic and Ancillary Svcs					
Classification	2011-2012 Actual	2012-2013 Actual	2013-2014 Adopted Proposed	2013-2014 Recommended Adjustments	2013-2014 Recommended Final Budget
Taxes	\$0	\$0	\$0	\$0	\$0
Licenses, Permits, Franchises	\$0	\$0	\$0	\$0	\$0
Fines, Forfeitures, Penalties	\$0	\$0	\$0	\$0	\$0
Revenue from use of Assets	(\$128,408)	(\$137,219)	\$0	\$0	\$0
Intergovernmental Revenue	\$297,170	\$317,542	\$194,184	\$50,000	\$244,184
Charges for Service	\$36,180,144	\$34,844,696	\$35,072,525	\$254,773	\$35,327,298
Miscellaneous Revenue	\$642,273	\$526,649	\$1,289,759	\$2,903,750	\$4,193,509
Other Financing Sources	\$3,188,226	\$2,422,809	\$2,410,680	\$0	\$2,410,680
Total Revenue	\$40,179,405	\$37,974,477	\$38,967,148	\$3,208,523	\$42,175,671
Salaries and Benefits	\$16,773,739	\$16,950,137	\$17,701,374	\$1,448,923	\$19,150,297
Services and Supplies	\$14,165,237	\$11,626,657	\$14,502,912	\$0	\$14,502,912
Other Charges	\$8,077,815	\$6,856,198	\$9,641,376	\$1,759,600	\$11,400,976
Fixed Assets					
Buildings & Improvements	\$0	\$0	\$4,295	\$0	\$4,295
Equipment	\$0	\$0	\$190,824	\$0	\$190,824
Other Financing Uses	\$3,639,570	\$6,195,937	\$39,764	\$0	\$39,764
Equity	\$0	\$0	\$0	\$0	\$0
Intrafund	\$0	\$0	\$0	\$0	\$0
Contingencies	\$0	\$0	\$0	\$0	\$0
Gross Costs	\$42,656,361	\$41,628,929	\$42,080,545	\$3,208,523	\$45,289,068
Retained Earnings	(\$1,236,441)	(\$58,945)	\$0	\$0	\$0
Net County Cost	\$3,713,397	\$3,713,397	\$3,113,397	\$0	\$3,113,397

PROGRAM DISCUSSION

At the proposed level of funding, the Department cannot maintain the current level of service for clinic operations including primary care clinics, specialty care, rehabilitation care, integrated behavioral health services and pharmacy operations. The Health Services Agency (HSA) Clinics and Ancillary Services budget as submitted contains an unmet funding need of approximately \$2.5 million and anticipates being able to fully close this gap during the budget year via various operational and reimbursement changes, as well as potential changes in the scope and level of services currently provided within the specialty, rehabilitation and pharmacy operations. Despite its impending implementation date of January 1, 2014, the related Health Services Agency budgets were not adjusted as part of the Proposed Budget for the implementation of the Federal Patient Protection and Affordable Care Act, nor the Medi-Cal Expansion proposals in the Governor's Budget Proposal and the Governor's May Revise. The pending resolution of these proposals and timing of implementation are anticipated to have major impacts on the County's obligation to provide health care services to eligible county residents. The resolution and implementation of these programs are expected to occur after the adoption of the County's Proposed Budget for 2013-2014.

In Fiscal Year 2012-2013, approximately \$6 million in retained earnings from HSA – Clinic and Ancillary Services was used to completely mitigate the unmet need in the Indigent Health Care Program (IHCP) budget. This was possibly due to reduced operating expenses, a decrease in medical malpractice costs, and supplemental reimbursement received from the State related to AB 959 uncompensated Medi-Cal fee for service costs in the prior fiscal year. The use of Clinic and Ancillary retained earnings to fund the exposure in IHCP significantly exhausted its use for future purposes including the anticipated unmet need for Fiscal Year 2013-2014.

The Department continues to be strategic in its approach to providing services within the Clinic and Ancillary Services and the Indigent Health Care Program budgets. Each program budget receives an

annual General Fund contribution to ensure that the mandated match requirement is met. The match requirement is a product of a State formula that is calculated annually. For Fiscal Year 2013-2014, the Department determined that the Indigent Health Care Program mandated match could be increased by \$600,000 and come from Clinic and Ancillary Services mandated match to best meet the operating needs of both budgets and still maintain the match requirements. The Department will continue to monitor both budgets closely in future budget years for additional adjustments and anticipates returning to the Board in Fiscal Year 2013-2014 as more is known regarding implementation of the Affordable Care Act.

STAFFING RECOMMENDATIONS

Adopted Proposed Budget

The Department is requesting to add one new Administrative Clerk III position in Pediatrics, and restore one unfunded Administrative Clerk III position in the Ceres Medical Office. Both positions will serve as lead staff to maintain supervision and complete time sensitive work such as medical billing. The Department will conduct departmental promotional recruitments to fill these positions. The Department is also requesting to restore one unfunded Staff Nurse II position at the Paradise Medical Office. The services provided by the Staff Nurse II position will generate additional revenue at the site.

Total current authorized positions— 201

It is recommended to add one new Administrative Clerk III position and restore one unfunded Administrative Clerk III position and one unfunded Staff Nurse II position in Clinics and Ancillary Services.

Total recommended authorized positions— 204

Final Budget

The Department is requesting to transfer in one Staff Nurse II position and one Administrative Clerk II position from the Indigent Health Care Program. The Department is also requesting a classification study of one Staff Services Technician position to ensure the current job duties and responsibilities match the correct classification. It is recommended to study this position.

Total current authorized positions— 204

It is recommended to transfer in one Staff Nurse II position and one Administrative Clerk II position from the Indigent Health Care Program.

Total recommended authorized positions— 206

BUDGET RECOMMENDATIONS

Adopted Proposed Budget

It is recommended that a budget of \$42,080,545 be approved for the Health Services Agency – Clinic and Ancillary Services. This budget is funded from \$38,967,148 in estimated department revenue and a \$3,113,397 contribution from the General Fund.

Final Budget

The Department is requesting an increase in appropriations and estimated revenue of \$3,208,523 funded by State and Federal funding for the Intergovernmental Transfers (IGT) with the California Department of Health Care Services to secure Federal matching funds related to the Medi-Cal program. Participation in this IGT was approved by the Board of Supervisors on August 6, 2013. In accordance with Welfare and Institutions Code sections 14164 and 14301.4, eligible entities such as counties may elect to transfer funds to the State in support of the Medi-Cal program whereby the State can draw down additional Federal funding from the Centers for Medicare and Medicaid Services (CMS), to increase State payments to the Medi-Cal Managed Care Plans. As a result of being a Health Net provider, the Health Services Agency may participate in an IGT to draw down the additional funds to

recover enhanced reimbursement for specialty health care services provided in Fiscal Year 2011-2012. Additionally, the request includes additional grant funding related to Title X family planning funds that the Agency receives from the California Healthcare Foundation to provide basic contraceptive services for low-income communities.

The Department will still have an estimated unmet need of \$1,043,385 that it anticipates being able to fully fund during the fiscal year via various operational and reimbursement changes; as well as potential changes in the scope and level of services provided within the Specialty clinics and ancillary services.

STANISLAUS COUNTY, CALIFORNIA
Fiscal Year 2013-2014



HUMAN SERVICES
Health

HEALTH SERVICES AGENCY—EMERGENCY MEDICAL SERVICES
DISCRETIONARY FUND

Budget Unit 1429 1210001
 Special Revenue Fund

SERVICES PROVIDED

The Health and Safety Code requires the County to establish and coordinate the system that provides emergency medical care in the region. To provide these services, the County has historically contracted with Mountain Valley Emergency Medical Services Agency (MVEMS), a regional Emergency Medical Services (EMS) agency of five participating counties.

FUND/CASH BALANCE

As stated in the Adopted Proposed Budget, as of July 1, 2013, this fund was projected to have a positive fund balance of \$120,392 compared to the July 1, 2012 positive balance of \$118,940. The actual fund balance as of July 1, 2013 is a positive \$183,052, an increase in projected fund balance due to a decrease in actual expenditures as of June 30, 2012. Cash is tracking similar to fund balance.

Health Services Agency - EMS Discretionary Fund					
Classification	2011-2012 Actual	2012-2013 Actual	2013-2014 Adopted Proposed	2013-2014 Recommended Adjustments	2013-2014 Recommended Final Budget
Taxes	\$0	\$0	\$0	\$0	\$0
Licenses, Permits, Franchises	\$0	\$0	\$0	\$0	\$0
Fines, Forfeitures, Penalties	\$152,940	\$155,592	\$132,285	\$0	\$132,285
Revenue from use of Assets	\$1,257	\$764	\$1,075	\$0	\$1,075
Intergovernmental Revenue	\$0	\$0	\$0	\$0	\$0
Charges for Service	\$0	\$0	\$0	\$0	\$0
Miscellaneous Revenue	\$0	\$0	\$0	\$0	\$0
Other Financing Sources	\$0	\$0	\$0	\$0	\$0
Total Revenue	\$154,197	\$156,356	\$133,360	\$0	\$133,360
Salaries and Benefits	\$82,101	(\$638)	\$81,510	\$0	\$81,510
Services and Supplies	\$93,790	\$92,882	\$172,242	\$0	\$172,242
Other Charges	\$0	\$0	\$0	\$0	\$0
Fixed Assets	\$0	\$0	\$0	\$0	\$0
Other Financing Uses	\$2,968	\$0	\$0	\$0	\$0
Equity	\$0	\$0	\$0	\$0	\$0
Intrafund	\$0	\$0	\$0	\$0	\$0
Contingencies	\$0	\$0	\$0	\$0	\$0
Gross Costs	\$178,859	\$92,244	\$253,752	\$0	\$253,752
Fund Balance	\$24,662	(\$64,112)	\$120,392	\$0	\$120,392
Net County Cost	\$0	\$0	\$0	\$0	\$0

PROGRAM DISCUSSION

At the proposed level of funding, the Department can maintain Emergency Medical Services. The Health Services Agency will use \$85,680 of these funds to offset the cost of the contract with the Mountain Valley Emergency Medical Services Agency to administer local emergency services for Fiscal Year 2013-2014. The revenue used to pay for these services come from SB 12/612 Maddy Funds, which include fines and fees collected by the courts. In addition, the program will continue to budget

\$81,510 for staffing costs of the Medical/Health Operational Area Coordinator (MHOAC) who facilitates the coordination of mutual aid and other emergency operation within the Operational Area (County) to respond to any medical disaster by mobilizing and coordinating emergency medical services mutual aid resources to mitigate health problems. In cooperation with various agencies, the MHOAC is responsible for ensuring the development of a medical and health disaster plan for the Operational Area.

A 2009 project focused on the administrative model and assessed alternatives. As a result, a leadership change in the MVEMS Agency was made by the MVEMS JPA Board, and the Board of Supervisors opted to maintain the JPA membership and administrative services agreement with MVEMS. The Department will continue to work with stakeholders pertaining to issues beyond the administrative services model to determine if the current EMS plan and delivery system meets the needs of the County in an efficient, cost-effective and quality manner in the current environment and to help define a feasible plan for the future.

On September 25, 2012, the Board of Supervisors approved the Emergency Medical Services Plan for modifications to Ambulance Agreements and improved integration of 911 Emergency Medical Call-taking and dispatch services. The Department will use \$80,000 of fund balance to offset the cost for consulting services of an expert to advise MVEMS on the planning and implementation of the Integrated Call-Taking and Dispatch plan. The new Ambulance Provider Agreements have recently been approved by the Board of Supervisors and became effective on May 1, 2013.

Existing law, until January 1, 2014, authorizes county boards of supervisors to elect to levy an additional penalty, for deposit into the EMS Fund, in the amount of \$2 for every \$10 upon fines, penalties, and forfeitures collected for criminal offenses. SB 191 extends the operative date of these provisions indefinitely. The program anticipates that this fund will be fully funded for Fiscal Year 2013-2014. SB 191 is currently being considered by the California legislation.

STAFFING RECOMMENDATIONS

Adopted Proposed Budget

Total current authorized positions— 0

Final Budget

There are no recommended changes to the current level of staffing.

BUDGET RECOMMENDATIONS

Adopted Proposed Budget

It is recommended that a budget of \$253,752 be approved for the Health Services Agency – Emergency Medical Services Discretionary Fund. This budget is funded from \$133,360 in estimated department revenue and \$120,392 in departmental fund balance.

Final Budget

There are no recommended changes in funding to this budget.



HEALTH SERVICES AGENCY—INDIGENT HEALTH CARE PROGRAM

Budget Unit 1404 1501000
Special Revenue Fund

SERVICES PROVIDED

Welfare and Institutions (W&I) Code, Section 17000 requires that, “Every county shall relieve and support all incompetent, poor indigent persons, and those incapacitated by age, disease, or accident, lawfully resident therein, when such persons are not supported or relieved by their relatives or friends, by their own means, or by State or private institutions.” Accordingly, except for administrative costs, Indigent Health Care Program (IHCP) funding will be directed for the provision of medical and dental services for qualified Medically Indigent Adults (MIA).

The Indigent Health Care Program uses realignment revenue and mandated county match to reimburse health care providers for care delivered to Medically Indigent Adults.

IHCP beneficiaries may receive primary and specialty care, dental, emergency room, inpatient and outpatient services. All patients must first apply to the program and meet residency, income, and asset criteria established by the Board of Supervisors. All services to be delivered by providers outside of the Health Services Agency require prior authorization. The IHCP utilization management (UM) nurses, supported by physician medical reviewers, are responsible for the review function related to such authorization requests and perform concurrent review on site at Doctor’s Medical Center.

IHCP staff adjudicates claims, by applying a staff-maintained fee schedule, contractual obligations, and medical billing standards. Claims are adjudicated through medical claims software that receives many claims electronically. IHCP is also responsible for coordinating fair hearings for program applicants relating to denials of applications and other program services. Analytical support to Agency administration for various initiatives is also provided. Other financial and operational functions include State and management reporting, and the evaluation, interpretation and implementation of new legislation.

The Stanislaus County Children and Families Commission has contracted with the Health Services Agency (HSA) for the Healthy Cubs (HCUBS) Program since January of 2003. The program consists of two primary components: 1) to provide health care access and health services to pregnant women and children aged 0-5 in families with an income less than 300% of the Federal Poverty Level; and 2) to refer and qualify applicants for other health programs funded by other levels of government, non-profits, foundations, or the private sector (Medi-Cal, Healthy Families, or Kaiser Kids, for example).

For five years, HCUBS has served as the provider of last resort when eligible applicants do not qualify for any other health access programs. Services offered to children and pregnant woman enrolled through HCUBS will include only: 1) those services available at the Stanislaus County Health Services Agency medical offices and pharmacy to include primary medical care, ambulatory specialty care, pharmaceuticals and rehabilitation services such as physical therapy; 2) those primary and obstetrical care and pharmacy services offered at a Golden Valley Health Center location within the County of Stanislaus; 3) those primary and obstetrical services offered at the Oakdale Community Health Center and Riverbank Community Health Center; 4) dental care offered at various contracted locations throughout Stanislaus County; and 5) laboratory and radiology services with contracted providers within Stanislaus County. Services not defined above, including but not limited to inpatient care, are not included in this Agreement.

FUND/CASH BALANCE

As of July 1, 2013, this fund has a negative fund balance of \$1,045,622 compared to the July 1, 2012 negative balance of \$1,046,368. As stated in the Adopted Proposed Budget, cash was estimated to be \$0 as of July 1, 2013 compared to the \$859,803 negative balance on July 1, 2012. The actual cash balance as of July 1, 2013 is a negative \$7,089,370. This significant cash shortfall, and the difference between the fund balance and cash balance, is the result of an accounts receivable of approximately \$6.2 million from the Clinics and Ancillary Services fund that was booked awaiting State and Federal funding.

Health Services Agency - Indigent Health Care					
Classification	2011-2012 Actual	2012-2013 Actual	2013-2014 Adopted Proposed	2013-2014 Recommended Adjustments	2013-2014 Recommended Final Budget
Taxes	\$0	\$0	\$0	\$0	\$0
Licenses, Permits, Franchises	\$0	\$0	\$0	\$0	\$0
Fines, Forfeitures, Penalties	\$0	\$0	\$0	\$0	\$0
Revenue from use of Assets	\$132	\$14	\$0	\$0	\$0
Intergovernmental Revenue	\$2,609,132	\$2,606,190	\$2,879,174	(\$2,732,253)	\$146,921
Charges for Service	\$683,275	\$360,141	\$528,166	(\$41,353)	\$486,813
Miscellaneous Revenue	\$61,601	\$352	\$262	(\$66)	\$196
Other Financing Sources	\$9,814,721	\$12,767,785	\$7,385,687	(\$478,687)	\$6,907,000
Total Revenue	\$13,168,861	\$15,734,482	\$10,793,289	(\$3,252,359)	\$7,540,930
Salaries and Benefits	\$2,251,513	\$2,291,188	\$2,644,043	(\$953,065)	\$1,690,978
Services and Supplies	\$282,519	\$316,643	\$342,637	(\$37,019)	\$305,618
Other Charges	\$13,144,591	\$14,983,864	\$10,257,281	(\$2,262,275)	\$7,995,006
Fixed Assets	\$0	\$0	\$0	\$0	\$0
Other Financing Uses	\$66,125	\$2,056	\$1,415	\$0	\$1,415
Equity	\$0	\$0	\$0	\$0	\$0
Intrafund	\$0	\$0	\$0	\$0	\$0
Contingencies	\$0	\$0	\$0	\$0	\$0
Gross Costs	\$15,744,748	\$17,593,751	\$13,245,376	(\$3,252,359)	\$9,993,017
Fund Balance	\$723,800	\$7,182	\$0	\$0	\$0
Net County Cost	\$1,852,087	\$1,852,087	\$2,452,087	\$0	\$2,452,087

PROGRAM DISCUSSION

At the proposed level of funding, the Department will provide mandated medical and dental services to eligible program beneficiaries. However, the Indigent Health Care Program (IHCP) anticipates an unmet need of up to approximately \$5.4 million due to increased utilization. IHCP continues to face significant potential fiscal and program exposures due to new challenges and ongoing issues resulting from MIA program policy changes implemented since Fiscal Year 2009–2010. Some of the issues affecting the operations of IHCP in Fiscal Year 2013-2014 include the following:

Ongoing issues:

- ◆ The impact of the slow economy: decreased/flat program revenues, increase in applications and enrollment;
- ◆ The increased demand for services reflected by a 6% rise in IHCP enrollment compared to the prior year. Also, the average cost per patient has increased an estimated 5% from prior year. IHCP has increased the medical services allocation in anticipation of the increase in enrollment and subsequent demand for medical and dental services;
- ◆ The increased reimbursement in the amount of \$2.1 million to specialty providers. As the demand for specialty services continues to rise throughout the medical community, it has become increasingly difficult to acquire specialty providers to accept MIA patients at the standard IHCP reimbursement rate and instead, providers demand rates in the range of Medicare or higher. Of the \$2.1 million increase in the prior year, \$1.9 million was specifically for services at University of California – San Francisco (UCSF);

- ◆ Unemployment extensions are running out and those that have not been able to acquire eligibility due to exceeding income standards could potentially become eligible for coverage;
- ◆ The early release and non-incarceration sentencing of inmates due to AB 109 may be increasing the number of eligible program recipients on MIA; and
- ◆ On March 5, 2013, the Board of Supervisors approved the revision of existing County policy to change the MIA Program Hardship Eligibility Income Limit from 223% of the Federal Poverty Guidelines (FPG) to an age-banded methodology. Actual costs will be based on the actual number of applicants, the number of those accepted as MIA enrollees and utilization of covered services under the MIA program; however, it is estimated that the approved adjustments will result in minimal financial impact considering the potential of additional cost and offsetting savings.

New Issues:

- ◆ The Federal Patient Protection and Affordable Care Act (PPACA) and its implementation statewide will have fiscal impacts that are currently unknown. The Health Services Agency along with the Chief Executive Office and other County departments in the health and human services area continue to monitor the further development and implementation of the PPACA and discussions at the State level.

Actual costs for Fiscal Year 2013-2014 will be based on the actual applicants, enrollment and utilization of covered services under the MIA program. MIA services are mandated regardless of funding levels and the County is required to provide or arrange for the provision of medical services for the indigent residents of the County. The Department is submitting a balanced budget for Fiscal Year 2013-2014 for budget balancing purposes; however, the reality is that the program is anticipating a gross operating loss of up to \$5.4 million depending on the factors mentioned previously. No additional funding is available for Fiscal Year 2013-2014; therefore, this will be a possible exposure to the General Fund.

Despite its impending implementation date of January 1, 2014, the related Health Services Agency budgets were not adjusted as part of the Proposed Budget for the implementation of the Federal Patient Protection and Affordable Care Act, nor the Medi-Cal Expansion proposals in the Governor's Budget Proposal and the Governor's May Revise. The pending resolution of these proposals and timing of implementation are anticipated to have major impacts on the County's obligation to provide health care services to eligible county residents. The resolution and implementation of these programs are expected to occur after the adoption of the County's Proposed Budget for 2013-2014.

In a continued effort to operate as efficiently as possible, the following is being explored:

- ◆ The Health Services Agency was awarded a grant in the amount of \$150,000 from the Blue Shield of California Foundation to help facilitate the transition of current MIA enrollees to programs available after January 1, 2014 under the Patient Protection and Affordable Care Act. The HSA will be able to identify and provide direct outreach and education to both current and recent indigent health recipients and partner/community organizations, which also serve this population. Through these efforts, the Agency hopes to support a seamless transition for County residents to the new Medi-Cal and Exchange programs in 2014 without a disruption in medical care;
- ◆ Developing a planning model to identify areas of need and to track improvements to increase the overall efficiency of the Prescription Medication Formulary;
- ◆ Analyzing Tertiary – Other Facility use, especially UCSF referrals to identify services that possibly could be arranged locally. In an effort to control costs, the Department is considering contracting with a local specialist to review the UCSF admissions, along with assisting the Utilization Management (UM) nurses with concurrent review;
- ◆ Increasing/improving care management through medical home practices;
- ◆ Exploring possible reductions or restrictions related to MIA Scope of Benefits; and
- ◆ Comparing MIA Scope of Benefits to other County Programs' benefits.

In addition, IHCP will continue to seek cost-saving ideas and further reductions to total expenditures while continuing to meet the medical needs of the program beneficiaries.

Healthy Cubs Program (HCUBS)

In Fiscal Year 2012-2013, the budget allocation from the Children & Families Commission was reduced by \$245,000 in anticipation of extensive program changes that became effective on July 1, 2012. In Fiscal Year 2013-2014 the budget allocation will remain the same as prior year. The HCUBS program continues to require that applicants provide proof of income and Stanislaus County residency. In addition, the applicant is required to apply for other health coverage and show proof of application and subsequent denial prior to receiving coverage under the Healthy Cubs Program.

With the changes implemented since July 1, 2012, the Department has been able to increase outreach and education regarding both the Medi-Cal program as well as the Healthy Cubs program. The Department will monitor the impacts resulting from the Federal Health Care Reform and Health Care changes in California resulting from the approval of the 1115 Waiver. Under the Federal Health Care Reform plan, a significant number of beneficiaries currently receiving Healthy Cubs benefits would qualify for Medi-Cal once Health Care Reform is implemented in California. Therefore, it is anticipated that this program would not be necessary for uninsured families except for those children and pregnant women who do not have permanent legal United States residence and those Legal Permanent Residents who have been in the country less than 5 years, as this group would not be eligible for Medi-Cal.

STAFFING RECOMMENDATIONS

Adopted Proposed Budget

The Department is requesting to unfund one vacant Staff Services Analyst position. The Department no longer needs this full-time position to meet the staffing needs of the Department.

Total current authorized positions— 35

It is recommended to unfund one vacant Staff Services Analyst position.

Total recommended authorized positions— 34

Final Budget

The Health Services Agency is responsible for providing health care services to the indigent residents of Stanislaus County. The administration of the Medi-Cal program within Stanislaus County is the responsibility of the Community Services Agency. Beginning on January 1, 2014 a large portion of the population the Health Services Agency-Indigent Health Program serves will become eligible for one of the Medi-Cal expansion programs legislated by the State of California in conjunction with the Federal Patient Protection and Affordable Care Act. Although there will still be a need for Health Services Agency to provide health services to the indigent population, the number of residents they will serve will be reduced by 85%.

Through careful analysis and planning, the Health Services Agency staffing impacts will be as follows. Ten positions will be needed to continue the administration of the indigent health programs. Effective January 11, 2014 eight Family Services Specialist II positions, one Family Services Supervisor position, and four Administrative Clerk II positions are recommended to be transferred from the Health Services Agency to the Community Services Agency to begin serving the increased number of residents who are eligible for the Medi-Cal program. Effective with the 2013-2014 Final Budget, three positions are recommended to be transferred to other divisions within the Health Services Agency: one Staff Nurse II position to Clinics and Ancillary, one Administrative Clerk II position to Clinics and Ancillary, and one Account Clerk II position to Administration. A total of seven vacant funded positions will be deleted. This includes one Administrative Clerk II position effective with the 2013-2014 Final Budget, one Account Clerk III position effective October 5, 2013, one Account Clerk III position effective January 11, 2014, three Account Clerk III positions effective April 5, 2014, and one Account Clerk II position effective January 11, 2014. One previously unfunded Staff Services Analyst will also be deleted with the 2013-2014 Final Budget. One filled Administrative Secretary position will be deleted effective

January 11, 2014, which will result in a Reduction-in-Force. The Department will work closely with the Chief Executive Office in efforts to work with the impacted employee in finding another position in the Department or County. The Department is also requesting the authority to take all necessary personnel actions as a result of the changes to this program and will provide an update in the Mid-Year Report to the Board of Supervisors of all actions implemented.

Total current authorized positions— 34

It is recommended to transfer out eight Family Services Specialist II positions, one Family Services Supervisor, and four Administrative Clerk II positions to the Community Services Agency effective January 11, 2014. It is also recommended to transfer out one Staff Nurse II position and one Administrative Clerk II position to Clinics and Ancillary and to transfer out one Account Clerk II to Administration effective with the 2013-2014 Final Budget. It is further recommended to delete seven vacant positions as follows: one Administrative Clerk II position effective with the 2013-2014 Final Budget, one Account Clerk III position effective October 5, 2013, one Account Clerk III position effective January 11, 2014, three Account Clerk III positions effective April 5, 2014, and one Account Clerk II position effective January 11, 2014. It is also recommended to delete a previously unfunded Staff Services Analyst position with the 2013-2014 Final Budget. It is further recommended to delete one filled Administrative Secretary position effective January 11, 2014, resulting in a Reduction-in-Force. It is recommended to provide the Department and the Chief Executive Office the authority to take all necessary personnel actions as result of the changes to this program and will provide an update in the Mid-Year Report to the Board of Supervisors of all actions implemented.

Total recommended authorized positions— 10

BUDGET RECOMMENDATIONS

Adopted Proposed Budget

It is recommended that a budget of \$13,245,376 be approved for the Health Services Agency – Indigent Health Care. This budget is funded from \$10,793,289 in estimated department revenue and a \$2,452,087 contribution from the General Fund. It is further recommended that this budget be revisited at Final Budget to make the necessary adjustment to address the unmet need anticipated in the upcoming budget year.

Final Budget

The Health Services Agency has completed a thorough review of the Indigent Health Care Program and developed plans for the initial implementation of the Federal Patient Protection and Affordable Care Act (PPACA), the Medi-Cal Expansion and the Redirection of Health Realignment Funds recently approved by the Legislature.

The implementation of these changes is anticipated to have major impacts on the County's obligation to provide health care services to eligible county residents. The Health Services Agency along with the Chief Executive Office and other County departments in the health and human services area continue to monitor the further development of the PPACA and discussions at the State level.

As part of the Fiscal Year 2013-2014 Recommended Final Budget, the Indigent Health Care Program is requesting a total decrease in appropriations and estimated revenue of \$3,252,359. The Department has updated projections to include six months of expenditures and revenues based on Fiscal Year 2012-2013 actual experience and the second six months to reflect the following:

- ◆ Due to the PPACA and its implementation statewide on January 2014, IHCP has decreased staffing, services and supplies, medical services, and other charges allocations in anticipation of the decrease in enrollment and subsequent demand for medical and dental services. The Agency estimates that 85% of the currently uninsured may be covered under the Reform and anticipates that 15% of the current MIA population will still qualify for MIA benefits *after* PPACA implementation. It is estimated that the decrease in staffing costs and demand for services will decrease the MIA program expenditures by approximately \$3,252,359 in Fiscal Year 2013-2014; however, actual costs would be based on the actual applicants, enrollment and utilization of covered services under the MIA program.

- ◆ The total realignment take back by the State in Fiscal Year 2013-2014 is projected to be \$3,161,966, beginning in January 2014.

Medically Indigent Adult services are mandated regardless of funding levels and the County is required to provide or arrange for the provision of medical services for the indigent residents of the County. The Department is submitting a balanced budget for Fiscal Year 2013-2014 for budget balancing purposes; however, the program is anticipating a gross operating loss of up to \$1.5 million depending on the factors mentioned previously. No additional funding is available for Fiscal Year 2013-2014; therefore, this will be a possible exposure to the General Fund.

STANISLAUS COUNTY, CALIFORNIA
Fiscal Year 2013-2014



HUMAN SERVICES
Health

HEALTH SERVICES AGENCY—INDIGENT HEALTH CARE PROGRAM (IHCP)
CALIFORNIA HEALTHCARE FOR INDIGENTS PROGRAM (CHIP)

Budget Unit 1423 1500002
 Special Revenue Fund

SERVICES PROVIDED

Due to the redirection of the Tobacco Tax and Health Protection Act (Prop 99) funding, the Emergency Medical Services Appropriation (EMSA) did not receive funding for Fiscal Year 2009-2010, resulting in the elimination of this budget.

The Emergency Medical Services Appropriation (EMSA) provided reimbursement for uncompensated emergency medical services provided by physicians to the indigent population within Stanislaus County. Funds were appropriated through the California Healthcare for Indigents Program (CHIP) and disbursed through the Hospital Services Account and Physicians Services Account/Unallocated Emergency Medical Services Appropriation Funds. These funds were separate from the CHIP program and were referred to as the “Emergency Medical Services Appropriation.”

FUND/CASH BALANCE

As of July 1, 2013, The Health Services Agency’s Indigent Health Care Program (CHIP) fund is has zero fund and cash balance.

H.S.A. - I.H.C.P. (CHIP)					
Classification	2011-2012 Actual	2012-2013 Actual	2013-2014 Adopted Proposed	2013-2014 Recommended Adjustments	2013-2014 Recommended Final Budget
Taxes	\$0	\$0	\$0	\$0	\$0
Licenses, Permits, Franchises	\$0	\$0	\$0	\$0	\$0
Fines, Forfeitures, Penalties	\$0	\$0	\$0	\$0	\$0
Revenue from use of Assets	(\$110)	\$0	\$0	\$0	\$0
Intergovernmental Revenue	\$0	\$0	\$0	\$0	\$0
Charges for Service	\$0	\$0	\$0	\$0	\$0
Miscellaneous Revenue	\$0	\$0	\$0	\$0	\$0
Other Financing Sources	\$0	\$0	\$0	\$0	\$0
Total Revenue	(\$110)	\$0	\$0	\$0	\$0
Salaries and Benefits	\$0	\$0	\$0	\$0	\$0
Services and Supplies	\$0	\$0	\$0	\$0	\$0
Other Charges	\$0	\$0	\$0	\$0	\$0
Fixed Assets	\$0	\$0	\$0	\$0	\$0
Other Financing Uses	\$9,119	\$0	\$0	\$0	\$0
Equity	\$0	\$0	\$0	\$0	\$0
Intrafund	\$0	\$0	\$0	\$0	\$0
Contingencies	\$0	\$0	\$0	\$0	\$0
Gross Costs	\$9,119	\$0	\$0	\$0	\$0
Fund Balance	\$9,229	\$0	\$0	\$0	\$0
Net County Cost	\$0	\$0	\$0	\$0	\$0

PROGRAM DISCUSSION

Due to the State's 2009-2010 Final Budget action to redirect Tobacco Tax and Health Protection Act (Proposition 99) funding, the State no longer provides Emergency Medical Services Appropriations (EMSA) funds for this program.

STAFFING RECOMMENDATIONS

Adopted Proposed Budget

Total current authorized positions— 0

Final Budget

There are no recommended changes to the current level of staffing.

BUDGET RECOMMENDATIONS

Adopted Proposed Budget

It is recommended that no appropriations be budgeted for the Health Services Agency – Indigent Health Care Program (IHCP) California Healthcare for Indigents Program (CHIP) budget. This budget is being included as part of the Recommended Proposed Budget due to State Controller budget requirements.

Final Budget

There are no recommended changes in funding to this budget.

STANISLAUS COUNTY, CALIFORNIA
Fiscal Year 2013-2014



HUMAN SERVICES
Health

HEALTH SERVICES AGENCY—INDIGENT HEALTH CARE PROGRAM (IHCP)
EMERGENCY MEDICAL SERVICES HOSPITAL

Budget Unit 1434 1500010
 Special Revenue Fund

SERVICES PROVIDED

The Health and Safety Code requires the County to establish an Emergency Medical Services (EMS) Fund, upon adoption of a resolution by the Board of Supervisors. Twenty-five percent of the balance of the fund shall be distributed only to hospitals providing disproportionate trauma and emergency medical care services.

To provide these services, the County contracts with hospitals within the County. These services are paid from a dedicated State funding source known as Senate Bill (SB) 12/612 Maddy Funds.

FUND/CASH BALANCE

As stated in the Adopted Proposed Budget, this fund was projected to have a positive fund balance of \$5,300 as of July 1, 2013 compared to the July 1, 2012 negative balance of \$35,628. The actual fund balance as of July 1, 2013 is \$36,013, an increase in fund balance due to lower than anticipated expenditures in Fiscal Year 2012-2013. Also as stated in the Adopted Proposed Budget, cash was estimated to be a positive \$466,057 as of July 1, 2013 compared to the \$703,095 positive balance on July 1, 2012. The actual cash balance as of July 1, 2013 is \$586,005, also the result of lower than anticipated expenditures in the prior fiscal year. The difference between the cash and fund balance is due to the non-cash items listed on the balance sheet, such as Interest Receivable and Accounts Payable.

Health Services Agency - IHCP EMS Hospital					
Classification	2011-2012 Actual	2012-2013 Actual	2013-2014 Adopted Proposed	2013-2014 Recommended Adjustments	2013-2014 Recommended Final Budget
Taxes	\$0	\$0	\$0	\$0	\$0
Licenses, Permits, Franchises	\$0	\$0	\$0	\$0	\$0
Fines, Forfeitures, Penalties	\$309,875	\$314,722	\$246,137	\$0	\$246,137
Revenue from use of Assets	\$9,931	\$2,038	\$6,221	\$0	\$6,221
Intergovernmental Revenue	\$0	\$0	\$0	\$0	\$0
Charges for Service	\$0	\$0	\$0	\$0	\$0
Miscellaneous Revenue	\$0	\$0	\$0	\$0	\$0
Other Financing Sources	\$0	\$0	\$0	\$0	\$0
Total Revenue	\$319,806	\$316,760	\$252,358	\$0	\$252,358
Salaries and Benefits	\$0	\$0	\$0	\$0	\$0
Services and Supplies	\$359,475	\$245,120	\$252,358	\$0	\$252,358
Other Charges	\$0	\$0	\$0	\$0	\$0
Fixed Assets	\$0	\$0	\$0	\$0	\$0
Other Financing Uses	\$0	\$0	\$0	\$0	\$0
Equity	\$0	\$0	\$0	\$0	\$0
Intrafund	\$0	\$0	\$0	\$0	\$0
Contingencies	\$0	\$0	\$0	\$0	\$0
Gross Costs	\$359,475	\$245,120	\$252,358	\$0	\$252,358
Fund Balance	\$39,669	(\$71,640)	\$0	\$0	\$0
Net County Cost	\$0	\$0	\$0	\$0	\$0

PROGRAM DISCUSSION

At the proposed level of funding, the Department will continue to provide \$252,358 in reimbursement to hospitals for uncompensated emergency medical services and pediatric trauma services. The revenue used to pay for these services comes from SB 12/612 Maddy Funds, which include fines and fees collected by the Courts. The program anticipates that this fund will be fully funded for Fiscal Year 2013-2014.

Existing law, until January 1, 2014, authorizes county boards of supervisors to elect to levy an additional penalty, for deposit into the EMS Fund, in the amount of \$2 for every \$10 upon fines, penalties, and forfeitures collected for criminal offenses. Existing law, until January 1, 2014, requires 15% of the funds collected pursuant to that provision be used to provide funding for pediatric trauma centers. SB 191 extends the operative date of these provisions indefinitely. SB 191 is currently being considered by the California legislation.

STAFFING RECOMMENDATIONS

Adopted Proposed Budget

Total current authorized positions— 0

Final Budget

There are no recommended changes to the current level of staffing.

BUDGET RECOMMENDATIONS

Adopted Proposed Budget

It is recommended that a budget of \$252,358 be approved for the Health Services Agency – Indigent Health Care Program Emergency Medical Services Hospital. This budget is funded from \$252,358 in estimated department revenue.

Final Budget

There are no recommended changes in funding to this budget.

STANISLAUS COUNTY, CALIFORNIA
Fiscal Year 2013-2014



HUMAN SERVICES
Health

HEALTH SERVICES AGENCY—INDIGENT HEALTH CARE PROGRAM (IHCP)
EMERGENCY MEDICAL SERVICES PHYSICIANS

Budget Unit 1435 150020
 Special Revenue Fund

SERVICES PROVIDED

The Health and Safety Code requires the County to establish an Emergency Medical Services (EMS) Fund, upon adoption of a resolution by the Board of Supervisors. Fifty-eight percent of the balance of the fund shall be used to reimburse physicians and surgeons for patients who do not make payment for emergency medical services.

To provide these services, the County contracts with Stanislaus Medical Foundation for Medical Care to administer the monies allocated to physicians for an administrative fee of 8.25%. These services are paid from a dedicated State funding source known as SB 12/612 Maddy Funds.

FUND/CASH BALANCE

As stated in the Adopted Proposed Budget, this fund was projected to have a positive fund balance of \$10,100 as of July 1, 2013 compared to the July 1, 2012 negative balance of \$66,469. The actual fund balance as of July 1, 2013 is \$220,178, an increase in fund balance due to lower than anticipated expenditures in Fiscal Year 2012-2013. Cash is tracking similar to fund balance.

Health Services Agency - IHCP EMS Physicians					
Classification	2011-2012 Actual	2012-2013 Actual	2013-2014 Adopted Proposed	2013-2014 Recommended Adjustments	2013-2014 Recommended Final Budget
Taxes	\$0	\$0	\$0	\$0	\$0
Licenses, Permits, Franchises	\$0	\$0	\$0	\$0	\$0
Fines, Forfeitures, Penalties	\$661,529	\$679,299	\$579,678	\$0	\$579,678
Revenue from use of Assets	\$1,591	\$1,254	\$1,389	\$0	\$1,389
Intergovernmental Revenue	\$0	\$0	\$0	\$0	\$0
Charges for Service	\$0	\$0	\$0	\$0	\$0
Miscellaneous Revenue	\$0	\$0	\$0	\$0	\$0
Other Financing Sources	\$0	\$0	\$0	\$0	\$0
Total Revenue	\$663,120	\$680,553	\$581,067	\$0	\$581,067
Salaries and Benefits	\$0	\$0	\$0	\$0	\$0
Services and Supplies	\$731,056	\$393,906	\$581,067	\$0	\$581,067
Other Charges	\$0	\$0	\$0	\$0	\$0
Fixed Assets	\$0	\$0	\$0	\$0	\$0
Other Financing Uses	\$0	\$0	\$0	\$0	\$0
Equity	\$0	\$0	\$0	\$0	\$0
Intrafund	\$0	\$0	\$0	\$0	\$0
Contingencies	\$0	\$0	\$0	\$0	\$0
Gross Costs	\$731,056	\$393,906	\$581,067	\$0	\$581,067
Fund Balance	\$67,936	(\$286,647)	\$0	\$0	\$0
Net County Cost	\$0	\$0	\$0	\$0	\$0

PROGRAM DISCUSSION

At the proposed level of funding, the Department will continue to provide \$581,067 in reimbursement for physician emergency related services. The revenues used to pay for these services comes from SB 12/612 Maddy Funds, which include fines and fees collected by the courts. The program anticipates that this fund will be fully funded for Fiscal Year 2013-2014.

Existing law, until January 1, 2014, authorizes county boards of supervisors to elect to levy an additional penalty, for deposit into the EMS Fund, in the amount of \$2 for every \$10 upon fines, penalties, and forfeitures collected for criminal offenses. Existing law, until January 1, 2014, requires 15% of the funds collected pursuant to that provision be used to provide funding for pediatric trauma centers. SB 191 extends the operative date of these provisions indefinitely. SB 191 is currently being considered by the California legislation.

STAFFING RECOMMENDATIONS

Adopted Proposed Budget

Total current authorized positions— 0

Final Budget

There are no recommended changes to the current level of staffing.

BUDGET RECOMMENDATIONS

Adopted Proposed Budget

It is recommended that a budget of \$581,067 be approved for the Health Services Agency – Indigent Health Care Program Emergency Medical Services Hospital. This budget is funded from \$581,067 in estimated department revenue.

Final Budget

There are no recommended changes in funding to this budget.



HEALTH SERVICES AGENCY—PUBLIC HEALTH

Budget Unit 1402 1200001
Special Revenue Fund

SERVICES PROVIDED

The Public Health Division has the responsibility of assessing, measuring, reporting and monitoring the health status of the community. The outcome of community assessments and input as it relates to the Ten Essential Public Health Services determines how the Division targets its focus for health improvement. Current Public Health services include:

1. Community Health Services consisting of traditional public health nursing and case management including Nurse Family Partnership (NFP), a nationally recognized, evidenced based home visitation program;
2. Maternal Child and Adolescent Health (MCAH) and Healthy Birth Outcomes including coordination of services, outreach, and education;
3. Children's Medical Services, including Child Health and Disability Prevention, California Children's Services including Medical Therapy services;
4. Nutrition services, including the Women, Infants and Children (WIC) program and the Network for a Healthy California;
5. Communicable Diseases, including Refugee Health, Tuberculosis, and Sexually Transmitted Disease (STD/HIV/AIDS);
6. Chronic Disease and Injury Prevention (CDIP) consisting of a variety of community health promotion programs including: the Healthy Eating Active Living Initiative (HEAL), health education for teens, car seat safety and use, and Community Transformation Grant (a prestigious award designed to decrease chronic disease incidence in this community and to promote early treatment and intervention when it occurs); and
7. Emergency Preparedness.

The majority of these Public Health (PH) services are categorical programs funded by State and Federal sources. However, all employees are trained in emergency preparedness and are the first line of defense against health, natural disaster, terrorism and/or manmade events. Public Health employees fill dual roles – categorical programs and disaster response.

FUND/CASH BALANCE

As stated in the Adopted Proposed Budget, this fund was projected to have a positive fund balance of \$2,744,000 as of July 1, 2013 compared to the July 1, 2012 positive balance of \$2,883,748. The actual fund balance as of July 1, 2013 is \$4,173,317, an increase in fund balance due to lower than anticipated expenditures in Fiscal Year 2012-2013. Also as stated in the Adopted Proposed Budget, cash was estimated to be a positive \$1,507,000 as of July 1, 2013 compared to the \$1,417,155 positive balance on July 1, 2012. The actual cash balance as of July 1, 2013 is \$1,670,504, an increase in cash due to lower than anticipated expenditures in the prior fiscal year. The difference between the cash and fund balance is due to the non-cash items listed on the balance sheet, such as Grant and Patient Receivables, Salaries Payable and Accounts Payable.

Health Services Agency - Public Health					
Classification	2011-2012 Actual	2012-2013 Actual	2013-2014 Adopted Proposed	2013-2014 Recommended Adjustments	2013-2014 Recommended Final Budget
Taxes	\$0	\$0	\$0	\$0	\$0
Licenses, Permits, Franchises	\$8,594	\$10,619	\$9,500	\$0	\$9,500
Fines, Forfeitures, Penalties	\$0	\$0	\$0	\$0	\$0
Revenue from use of Assets	\$5,607	(\$1,907)	\$0	\$0	\$0
Intergovernmental Revenue	\$11,759,111	\$12,804,506	\$17,031,190	\$0	\$17,031,190
Charges for Service	\$3,802,989	\$3,716,775	\$4,057,355	\$0	\$4,057,355
Miscellaneous Revenue	\$98,705	\$115,511	\$149,912	\$0	\$149,912
Other Financing Sources	\$3,802,012	\$3,519,618	\$4,060,426	\$0	\$4,060,426
Total Revenue	\$19,477,018	\$20,165,122	\$25,308,383	\$0	\$25,308,383
Salaries and Benefits	\$12,583,104	\$12,664,454	\$15,724,408	\$0	\$15,724,408
Services and Supplies	\$2,752,363	\$2,905,558	\$5,476,567	\$0	\$5,476,567
Other Charges	\$526,532	\$517,933	\$664,409	\$0	\$664,409
Fixed Assets					
Buildings & Improvements	\$0	\$33,890	\$0	\$0	\$0
Equipment	\$0	\$0	\$300,000	\$0	\$300,000
Other Financing Uses	\$1,349,570	\$726,405	\$714,043	\$0	\$714,043
Equity	\$0	\$0	\$0	\$0	\$0
Intrafund	\$2,641,222	\$2,759,619	\$3,233,431	\$0	\$3,233,431
Contingencies	\$0	\$0	\$0	\$0	\$0
Gross Costs	\$19,852,791	\$19,607,859	\$26,112,858	\$0	\$26,112,858
Fund Balance	(\$428,702)	(\$1,361,738)	\$0	\$0	\$0
Net County Cost	\$804,475	\$804,475	\$804,475	\$0	\$804,475

PROGRAM DISCUSSION

Public Health (PH) is funded through grants, awards, and County sources totaling \$26.1 million. These funds protect and improve the health of County residents through provision of Public Health services and legally mandated programs. These prevention strategies include: personal clinical care i.e., immunizations, HIV/STD, Tuberculosis diagnosis, treatment and follow up and medically prescribed physical and occupational therapy (for children with profoundly debilitating physical illnesses). Public Health also addresses the health of the community through health education, disaster preparedness, nurse home visitation and nurse telephone case management. Population based services include: measuring the incidence of chronic and communicable disease; decreasing chronic disease and injury prevention through health education; and nutrition services including women's, infants and children (WIC) nutrition, breastfeeding education, and Network for a Health California.

These services contribute to the overall wellness of the County's residents. During hard economic times, many are unable to pay out of pocket medical costs. New research links prevention of and early intervention in chronic disease to decreased health care costs, shorter recuperation times, and increased work days and productivity. This results in a healthier workforce, increased revenue and a larger and stronger tax base. Without information to make knowledgeable choices, residents may continue unhealthy lifestyles causing an increased burden of chronic disease. Public health addresses all of these concerns and supports informed, healthy, responsible, individual choice.

At the proposed level of funding, the Department cannot maintain the current level of services. Based upon the proposed expenditures for Fiscal Year 2013-2014, the Public Health division anticipates an unmet need of approximately \$400,000. This shortage is attributable to: (1) increasing retirement and health benefit exposures including the provision of benefits for part-time staff under the Patient Protection and Affordable Care Act (PPACA); (2) increased Cost Allocation Plan (CAP) charges; (3) decreased revenue as a result of lower client volume and insufficient staffing levels to generate encounter-based revenue. The Health Services Agency anticipates being able to fully close this gap during the budget year via various operational and reimbursement changes as well as potential changes in the scope and level of services currently provided operations.

The Patient Protection and Affordable Care Act will require that the Agency provide health benefits to all part-time/extra help employees who work an average of 30 or more hours each week during July 1

through September 30, 2013. These benefits will be provided to employees beginning January 1, 2014. Furthermore, increased retirement and health benefit rates contribute to nearly 69% of Public Health's overall expenditure increase included in Fiscal Year 2013-2014 Proposed Budget. Other significant expenditure increases from the prior year include Cost Allocation Plan charges and operating supplies for providing services.

Over the past nine months, Public Health has seen a decrease in patient visits. Most notably, this decrement is a result of the Public Health Laboratory losing business to other clinical labs, which provide a complete array of services including electronic reporting of results. The Public Health Lab does not have full capability to perform all requested tests – especially those frequently submitted by HSA Clinics (PMO, MMO, etc). In an effort to help restore lost business and protect the public's health, the Public Health Lab manager has begun the Request for Proposal process to purchase a Laboratory Information Management System (LIMS). The purchase and implementation of LIMS will allow electronic reporting and data exchange thereby supporting efficient data dissemination and the likelihood of restoring visit volume.

A large component of the Community Health Services (CHS) division in Public Health provides case management to their clients, which includes home visits. As a result of retirements and existing low staffing levels of Public Health Nurses, the ability to conduct these encounters has been reduced. Furthermore, conflicting requirements and staffing standards for other CHS programs prevent the home visiting program from attaining its full revenue-generating potential. For this reason, the encounter-based revenue has decreased by 40% compared to Fiscal Year 2012-2013.

Further compounding the challenges anticipated for Public Health's budget are the issues of Federal sequestration and the ever-uncertain State budget. Public Health relies heavily on grant funding received from the State and Federal government. Any reduction to the current level of funding received by Public Health will need to be addressed carefully in the County's future quarterly financial reports to the Board.

STAFFING RECOMMENDATIONS

Adopted Proposed Budget

As part of the Mid-Year Financial Report, the Healthy Services Agency requested salary surveys for the Physical/Occupational Therapist, Certified Occupational Therapy Assistant (COTA), and Physical Therapy Assistant (PTA) positions. The Chief Executive Office is working on completing these surveys and will bring any recommendations for consideration prior to the implementation of the Patient Protection and Affordable Care Act.

Total current authorized positions— 168

There are no recommended changes to the current level of staffing.

Total recommended authorized positions— 168

Final Budget

There are no recommended changes to the current level of staffing.

BUDGET RECOMMENDATIONS

Adopted Proposed Budget

It is recommended that a budget of \$26,112,858 be approved for the Health Services Agency – Public Health. This budget is funded from \$25,308,383 in estimated department revenue and a \$804,475 contribution from the General Fund.

Final Budget

There are no recommended changes in funding to this budget.

STANISLAUS COUNTY, CALIFORNIA
Fiscal Year 2013-2014



HUMAN SERVICES
Health

HEALTH SERVICES AGENCY—PUBLIC HEALTH-VITAL AND HEALTH STATISTICS

Budget Unit 1428 1250001
 Special Revenue Fund

SERVICES PROVIDED

The Office of Vital Records reviews and registers all births, deaths, and fetal deaths that occur in Stanislaus County in accordance with State guidelines. All original certificates are transmitted weekly to the State Office of Vital Records (OVR). Certified copies are issued when a request is received in the Vital Records office along with the properly completed forms and the current fee. The information that is collected from these records provides valuable health and research data. This data allows health authorities a means of studying and evaluating health programs; provides information to government agencies for research; and provides information for population estimates and maternal and child health activities.

FUND/CASH BALANCE

As of July 1, 2013, this fund has a positive fund balance of \$572,296 compared to the July 1, 2012 positive balance of \$537,508. Cash is tracking similar to fund balance.

Health Services Agency - PH Vital and Health Statistics					
Classification	2011-2012 Actual	2012-2013 Actual	2013-2014 Adopted Proposed	2013-2014 Recommended Adjustments	2013-2014 Recommended Final Budget
Taxes	\$0	\$0	\$0	\$0	\$0
Licenses, Permits, Franchises	\$0	\$0	\$0	\$0	\$0
Fines, Forfeitures, Penalties	\$0	\$0	\$0	\$0	\$0
Revenue from use of Assets	\$0	\$0	\$0	\$0	\$0
Intergovernmental Revenue	\$0	\$0	\$0	\$0	\$0
Charges for Service	\$41,034	\$48,015	\$43,000	\$0	\$43,000
Miscellaneous Revenue	\$0	\$0	\$0	\$0	\$0
Other Financing Sources	\$0	\$0	\$0	\$0	\$0
Total Revenue	\$41,034	\$48,015	\$43,000	\$0	\$43,000
Salaries and Benefits	\$0	\$0	\$0	\$0	\$0
Services and Supplies	\$0	\$0	\$0	\$0	\$0
Other Charges	\$0	\$0	\$0	\$0	\$0
Fixed Assets	\$0	\$0	\$0	\$0	\$0
Other Financing Uses	\$9,887	\$13,227	\$20,000	\$0	\$20,000
Equity	\$0	\$0	\$0	\$0	\$0
Intrafund	\$0	\$0	\$0	\$0	\$0
Contingencies	\$0	\$0	\$0	\$0	\$0
Gross Costs	\$9,887	\$13,227	\$20,000	\$0	\$20,000
Fund Balance	(\$31,147)	(\$34,788)	(\$23,000)	\$0	(\$23,000)
Net County Cost	\$0	\$0	\$0	\$0	\$0

PROGRAM DISCUSSION

At the proposed level of funding, the Department can maintain services consistent with the Fiscal Year 2012-2013 Final Budget. The Stanislaus County Public Health Vital Records Department has established a Vital and Health Statistics Special Revenue Fund pursuant to Health and Safety Code

Section 103625(f). Section 103625(g) provides that 45% of each \$3.00 collected is to be forwarded to the State Registrar; the local official charged with collection of the fee may retain the remaining portion. The Vital and Health Statistics Fund is not designed to provide funding for services or positions. Appropriate uses for revenues include the improvement and modernization of vital record operations, the automation and technical support of vital record systems and the collection and analysis of health related birth and death certificate information.

STAFFING RECOMMENDATIONS

Adopted Proposed Budget

Total current authorized positions— 0

Final Budget

There are no recommended changes to the current level of staffing.

BUDGET RECOMMENDATIONS

Adopted Proposed Budget

It is recommended that a budget of \$20,000 be approved for the Health Services Agency – Public Health Vital and Health Statistics. This budget is funded from \$43,000 in estimated department revenue and will result in a positive contribution to departmental fund balance of \$23,000.

Final Budget

There are no recommended changes in funding to this budget.



A Strong Local Economy

Alliance Worknet
CEO-Economic Development Bank
Library

A Strong Local Economy

An important role that County government plays in creating a strong local economy is to promote, protect, and sustain agricultural economies while providing for broader, more diversified economic opportunities that will strengthen the local economy and provide for a better, more stable, quality of life for residents. Helping to facilitate the creation of jobs for the people of Stanislaus County is imperative for the community to prosper and grow. Pursuing the planning and development process for the Crows Landing Business Park Development Project on the 1,531-acre former Crows Landing Air Facility in Stanislaus County, and developing a competitive and diverse workforce, are core economic development and job creation objectives for our community.



- ◆ The Alliance Worknet provides a wide range of employment and training services to the community through a variety of programs funded under the Workforce Investment Act (WIA). To assist area employers, the Alliance Worknet staff visits area businesses in an effort to help them with their employment needs as well as retention, expansion, business counseling, and other services; and
- ◆ The Stanislaus County Library provides educational and recreational opportunities to the community, including access to reference and reader's advisory help, weekly story times at all branches and children's programs throughout the year. Online databases and reference services are available at any time from any internet link.

FISCAL YEAR 2013-2014 ISSUES

The 2013-2014 Final Budget recommends \$27,551,362 in appropriations for this priority area. These expenditures are funded by a combination of \$26,175,472 in department revenue, \$491,810 in a General Fund contribution and \$884,080 in fund balance.

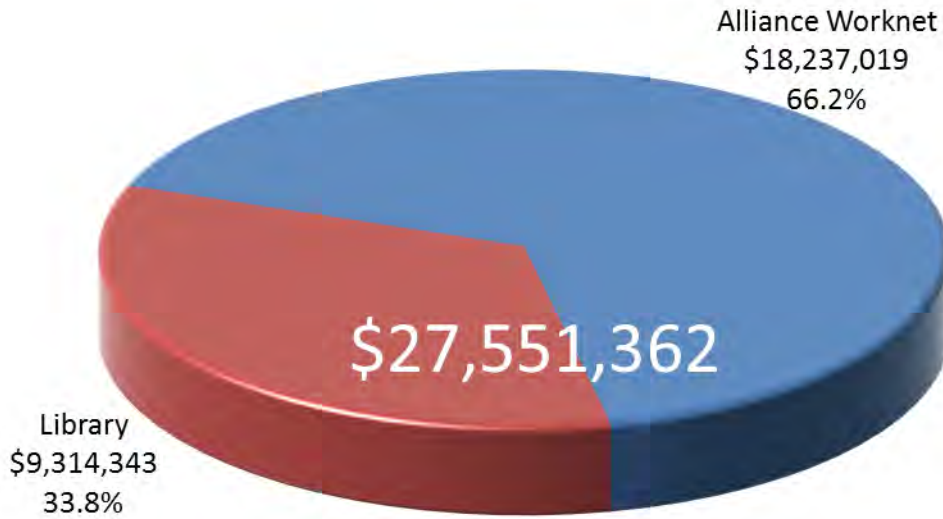
For Fiscal Year 2013-2014, Alliance revenues are up slightly from Fiscal Year 2012-2013 but will continue to result in strict limitations on the number of individuals referred to vocational training programs as well as limiting the funding available for on-the-job training reimbursements to employers. Training referrals will have to be limited to programs that prepare individuals for only those occupations that are in very high demand by local businesses.

The Library is primarily funded by a voter approved 1/8-cent sales tax, which represents approximately 91% of the Library's total revenue to support the Library operations in Fiscal Year 2013-2014. The voter approved 1/8-cent sales tax did sunset on June 30, 2012, but was extended through a successful local measure for an additional five years. In past years, State Public Library funds were combined with County Library funds to contract with the Stanislaus Literacy Center to provide literacy services funded at \$100,000 annually. The Library does not expect State Public Library funds will be received in Fiscal Year 2013-2014, and as such, the contract has been reduced to \$70,000. The Library and the Literacy Center are committed to working closely together to ensure individuals and families continue to receive literacy services.

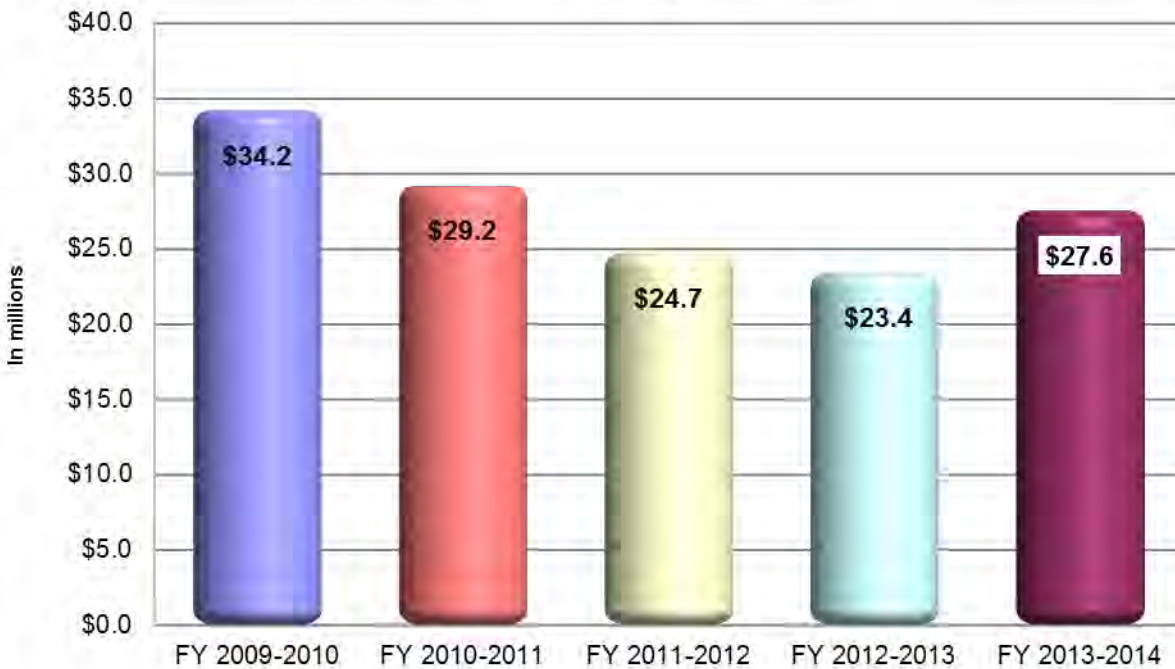


A Strong Local Economy

Recommended Appropriations Fiscal Year 2013-2014



Five Year Comparison of Appropriations Final Budget

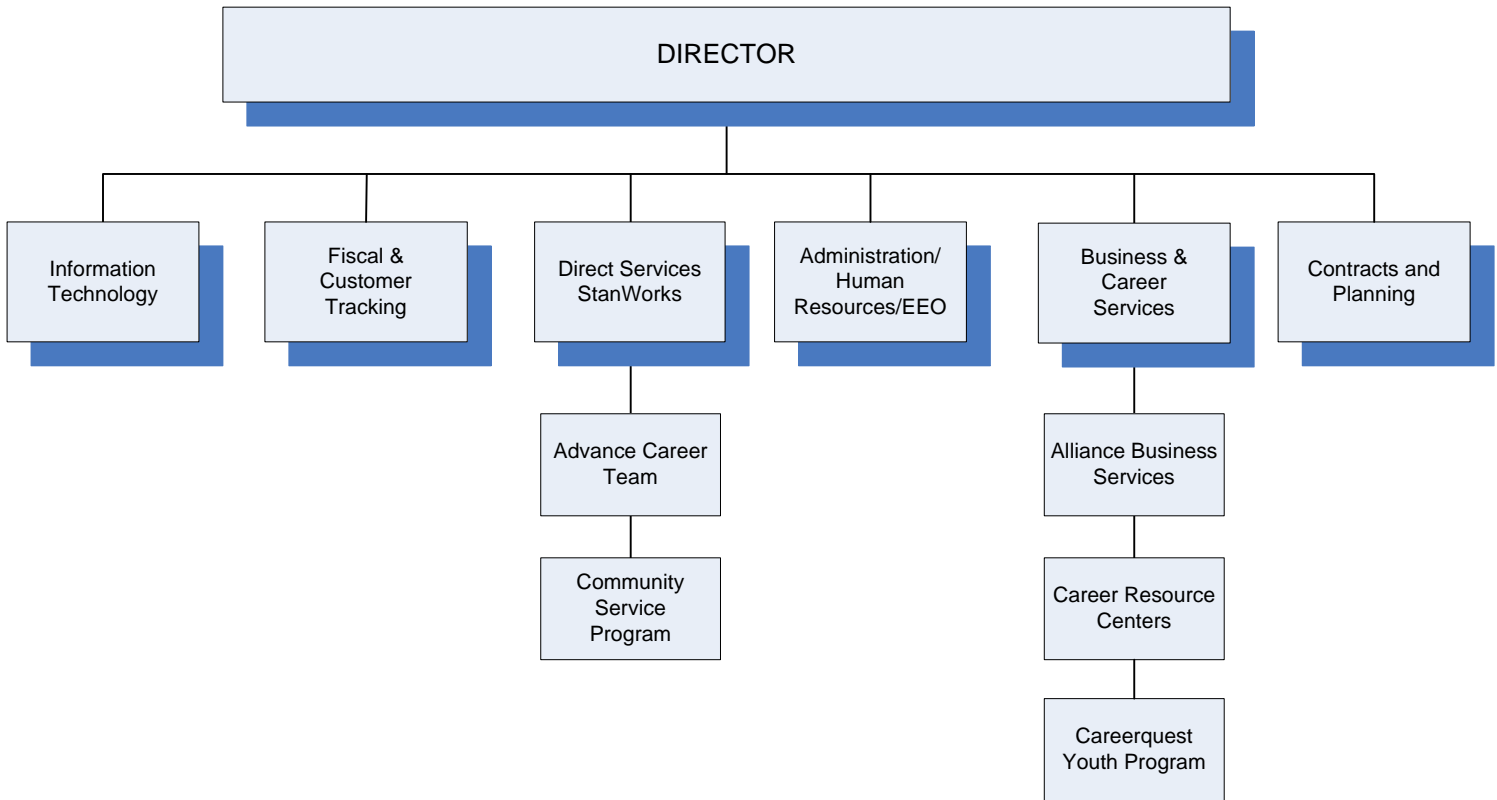




A Strong Local Economy

PAGE				Recommended 2013-2014
ALLIANCE WORKNET				\$18,237,019
	Fund	Org		
335	1320	0033100	Alliance Worknet	\$10,371,642
338	1317	0033900	StanWORKs	\$7,865,377
CHIEF EXECUTIVE OFFICE--ECONOMIC DEVELOPMENT				\$0
	Fund	Org		
340	0105	0015291	Economic Development Bank	\$0
LIBRARY				\$9,314,343
	Fund	Org		
344	1651	0037000	Library	\$9,314,343
TOTAL				\$27,551,362

STANISLAUS COUNTY ALLIANCE WORKNET



Revised April 2012

STANISLAUS COUNTY, CALIFORNIA
Fiscal Year 2013-2014



HUMAN SERVICES
Other Assistance

ALLIANCE WORKNET
Jeff Rowe, Director

BUDGET AT A GLANCE	
Gross Costs	\$18,237,019
Total Revenue	\$17,782,872
Fund Balance/Retained Earnings	\$454,147
Net County Cost	\$0
Total Recommended Staffing	90
% Funded by Local Discretionary Funds	0.0%

MISSION STATEMENT

Dedicated to developing a skilled workforce that strengthens businesses and contributes to the economic success of our community.

ACCOMPLISHMENTS AND OBJECTIVES

Due to the end of the American Recovery and Reinvestment Act (ARRA) funding and an anticipated reduction in Workforce Investment Act funding, the Alliance Worknet must be strategic in how it invests its limited resources in the upcoming fiscal year. The Accomplishments of 2012-2013 and Objectives for the 2013-2014 Fiscal Year for the Alliance Worknet include:

FISCAL YEAR 2012-2013 ACCOMPLISHMENTS	FISCAL YEAR 2013-2014 OBJECTIVES
<ul style="list-style-type: none"> ◆ Received national recognition for the StanTogether 1000 Jobs/1000 Paychecks campaign that created over 1300 new jobs in Stanislaus County. ◆ In partnership with Modesto Junior College, San Joaquin Delta College, and West Hills College, provided 39 individuals with training and certification for well-paying Psychiatric Technician jobs. ◆ In partnership with the Community Services Agency (CSA), re-designed the Welfare-to-Work (WTW) program with the goal of increasing capacity to serve additional participants and improving Work Participation Rates (WPR). 	<ul style="list-style-type: none"> ◆ 100 individuals will successfully complete the new Warehouse/Logistics Training Program with 80% obtaining employment. ◆ 70% of the individuals who successfully complete the Pre-Apprenticeship Training Program will enter a paid-internship position within the first twelve months after training completion. ◆ Conduct special outreach efforts to unemployed residents with special emphasis on Dislocated Workers and Military Veterans with the objective of enrolling 250 additional participants. ◆ Improve Welfare-to-Work (WTW) Work Participation Rates (WPR) by at least 10% as part of the department's partnership with the Community Services Agency (CSA). ◆ Increase the number of individuals receiving Welfare-to-Work (WTW) employment services under the re-designed program by 800.

BUDGETS WITHIN THE ALLIANCE WORKNET INCLUDE:

- ◆ Alliance Worknet
- ◆ StanWORKs



HUMAN SERVICES
Other Assistance

ALLIANCE WORKNET

Budget Unit 1320 0033100
Special Revenue Fund

SERVICES PROVIDED

The Alliance Worknet provides a wide range of employment and training services to the community through various programs funded under the Workforce Investment Act (WIA). Four Resource Centers, which are located in accessible areas throughout the community, provide job search assistance to the general public. In addition, workshops are offered to assist with resume development, interviewing skills, and job retention. For those needing more assistance in finding employment, the Department provides intensive career counseling, work experience, and on-the-job training assistance as well as referral to vocational training programs. To assist area employers, the Alliance Worknet has Business Services Representatives who visit area businesses in the effort to help them with their employment needs as well as retention, expansion, business counseling, and other services through a partnership with the Stanislaus Economic Development and Workforce Alliance.

FUND/CASH BALANCE

As stated in the Adopted Proposed Budget, this fund was projected to have a positive fund balance of \$640,939 as of July 1, 2013 compared to July 1, 2012 positive balance of \$640,939. The actual fund balance as of July 1, 2013 is \$1,607,223, an increase to the projected fund balance. This increase is due to the receipt of funds from the Community Services Agency (CSA) to expand employment and training opportunities for current Workforce Investment Act (WIA) participants and also eligible for Temporary Assistance for Needy Families (TANF) services. In addition, at year-end the Department has aligned its revenues and expenditures to a full accrual accounting basis and accounted for funds previously received from CSA to serve WIA and TANF eligible participants.

Also stated in the Adopted Proposed Budget, cash was estimated to have a zero balance as of July 1, 2013 compared to the \$78,510 positive balance on July 1, 2012. The actual cash balance as of July 1, 2013 is \$1,133,720, an increase to the projected cash balance. This increase is due to the timely submission of cash drawdowns to the State and the receipt of funds from CSA at year-end due to the strategic partnership formed to serve WIA and TANF eligible customers.

Alliance Worknet					
Classification	2011-2012 Actual	2012-2013 Actual	2013-2014 Adopted Proposed	2013-2014 Recommended Adjustments	2013-2014 Recommended Final Budget
Taxes	\$0	\$0	\$0	\$0	\$0
Licenses, Permits, Franchises	\$0	\$0	\$0	\$0	\$0
Fines, Forfeitures, Penalties	\$0	\$0	\$0	\$0	\$0
Revenue from use of Assets	\$0	\$0	\$0	\$0	\$0
Intergovernmental Revenue	\$10,223,662	\$9,843,960	\$9,969,526	(\$449,803)	\$9,519,723
Charges for Service	\$588,849	\$578,770	\$600,044	(\$223,002)	\$377,042
Miscellaneous Revenue	\$318,981	\$36,408	\$20,000	\$730	\$20,730
Other Financing Sources	\$0	\$0	\$0	\$0	\$0
Total Revenue	\$11,131,492	\$10,459,138	\$10,589,570	(\$672,075)	\$9,917,495
Salaries and Benefits	\$5,500,837	\$4,649,620	\$5,301,222	(\$268,167)	\$5,033,055
Services and Supplies	\$4,811,368	\$4,552,775	\$4,979,444	\$65,448	\$5,044,892
Other Charges	\$340,828	\$273,696	\$304,556	(\$15,209)	\$289,347
Fixed Assets					
Equipment	\$8,998	(\$2,664)	\$4,348	\$0	\$4,348
Other Financing Uses	\$181,595	\$19,428	\$0	\$0	\$0
Equity	\$0	\$0	\$0	\$0	\$0
Intrafund	\$0	\$0	\$0	\$0	\$0
Contingencies	\$0	\$0	\$0	\$0	\$0
Gross Costs	\$10,843,626	\$9,492,855	\$10,589,570	(\$217,928)	\$10,371,642
Fund Balance	(\$287,866)	(\$966,283)	\$0	\$454,147	\$454,147
Net County Cost	\$0	\$0	\$0	\$0	\$0

PROGRAM DISCUSSION

At the proposed level of funding, the Department can maintain a consistent level of core employment services to the general public through the Career Resource Centers and group workshops. The Department's Fiscal Year 2013-2014 includes reductions in estimated Federal revenue of approximately \$413,000 due to the Federal sequestration. This reduction will be offset by a one-time carryover of unspent time limited federal grant funding estimated to be \$920,000, a time-limited project from the Department of Child Support Services Pathways to Self Sufficiency grant estimated to be \$450,000, as well as, the award of the Central Valley Back to Work grant in partnership with the Central California Workforce Collaborative (CCWC) to provide assessment, case management, work-readiness training, job development, technical skills training, on-the-job training, and supportive services to prepare targeted individuals for occupations recognized as high - demand. The net result is an increase in estimated revenue of approximately \$600,000 over prior year's funding levels. Although, the overall funding is increasing, the reliance on special grant funds somewhat targets and restricts the population to be served and limits the number of individuals referred to vocational training and on-the-job training programs. Training referrals will focus on programs that prepare individuals for occupations that are in high demand by local industries such as manufacturing, logistics, and health care. Individuals seeking employment in occupations other than those in very high demand will still be able to access labor market information, job search assistance, and job leads through the Career Resource Centers and receive help with resume writing, interviewing skills, assessments, and job retention training in workshop settings that are offered on a weekly basis. It is anticipated that approximately 14,500 individuals will receive services through the Career Resource Centers, a 3% increase, compared to the 14,000 individuals served in Fiscal Year 2012-2013.

STAFFING RECOMMENDATIONS

Adopted Proposed Budget

The Department is requesting to restore one unfunded Accountant III position and reclassify downward to a Family Services Supervisor. Currently, the duties of this position are contracted out through the Stanislaus Economic Development and Workforce Alliance. However, based on the anticipated retirement of the contracted staff, the assessment of the Department's staffing levels and the need to meet its critical business functions, the Department is requesting to restore this key position as it

provides an integral function to fulfill the Department's operational needs between job seekers and businesses around the region. Funding for this position can be absorbed by the Department's budget with no General Fund impact.

The Department is also requesting a classification study for one Account Clerk III position in the Fiscal and Customer Tracking Unit as a result of the restructuring of the accounting operations in the department. It is recommended that this study be conducted.

Total current authorized positions— 83

It is recommended to restore one unfunded Accountant III position and reclassify downward to a Family Services Supervisor.

Total recommended authorized positions— 84

Final Budget

The Department is requesting to add four Family Services Specialist III positions, one Family Services Supervisor position, and one Administrative Clerk II position. This is due to the Department's need to provide employment services preparation to the increasing number of Welfare-to-Work participants transitioning to employment and self-sufficiency. All six positions will be funded through State and Federal allocations via the contract held with the Community Services Agency to provide Welfare-to-Work and StanWORKs services to the community.

Total current authorized positions— 84

It is recommended to add four Family Services Specialist III positions, one Family Services Supervisor position, and one Administrative Clerk II position.

Total recommended authorized positions— 90

BUDGET RECOMMENDATIONS

Adopted Proposed Budget

It is recommended that a budget of \$10,589,570 be approved for Alliance Worknet. This budget is funded from \$10,589,570 in estimated department revenue.

Final Budget

The Department is requesting a decrease in estimated revenue in the amount of \$672,075 as the result of reductions in the Community Development Block Grant funds, Central Valley Back to Work funds, Workforce Investment Act (WIA) Formula funds and Non-Custodial Parents Pathways to Self-Sufficiency. The Department is also requesting a decrease in appropriations of \$217,928 associated with direct to clients' expenditures for the Community Development Grant and the Non-Custodial Parents Pathways to Self-Sufficiency Grant. In addition, a contract reduction of \$28,400 has been agreed to for the Stanislaus Economic Development and Workforce Alliance due to the lower formula grant allocations. The net difference of \$454,147 will be funded by departmental fund balance to cover the restoration of the 1% salary deduction, increased Information Technology costs and increased space costs.

STANISLAUS COUNTY, CALIFORNIA
Fiscal Year 2013-2014

HUMAN SERVICES
Other Assistance



ALLIANCE WORKNET—STANWORKS

Budget Unit 1317 0033900
 Special Revenue Fund

SERVICES PROVIDED

The Alliance Worknet (AW) provides a wide range of employment and training services for local Temporary Aid to Needy Families (TANF) recipients through a contract with the Community Services Agency (CSA). AW assists TANF customers with job searching, resume writing, and interviewing skills. Clients needing additional assistance in securing employment and leaving TANF are provided with intensive case management, work experience, on-the-job training and individual referral to vocational training programs leveraging other dollars available.

FUND/CASH BALANCE

As stated in the Adopted Proposed Budget, this fund was projected to have a zero fund balance as of July 1, 2013, compared to July 1, 2012 negative balance of \$4,326. The actual fund balance as of July 1, 2013 is \$22,594, an increase to the projected fund balance. This increase is attributed to timing differences inherent in reporting reimbursable costs for the Workforce Investment Act (WIA) program to CSA.

Also stated in the Adopted Proposed Budget, cash was tracking similar to fund balance as of July 1, 2013. The actual cash balance as of July 1, 2013 is a positive \$10,253, compared to the July 1, 2012 positive balance of \$10,779. This variance between the fund and cash balance is attributed to year-end alignment of payments from the Alliance Worknet administration budget offsetting current month's expenditures.

Alliance Worknet - StanWORKs					
Classification	2011-2012 Actual	2012-2013 Actual	2013-2014 Adopted Proposed	2013-2014 Recommended Adjustments	2013-2014 Recommended Final Budget
Taxes	\$0	\$0	\$0	\$0	\$0
Licenses, Permits, Franchises	\$0	\$0	\$0	\$0	\$0
Fines, Forfeitures, Penalties	\$0	\$0	\$0	\$0	\$0
Revenue from use of Assets	\$0	\$0	\$0	\$0	\$0
Intergovernmental Revenue	\$0	\$0	\$0	\$0	\$0
Charges for Service	\$4,357,978	\$5,231,057	\$6,047,877	\$1,817,500	\$7,865,377
Miscellaneous Revenue	\$0	\$0	\$0	\$0	\$0
Other Financing Sources	\$0	\$19,428	\$0	\$0	\$0
Total Revenue	\$4,357,978	\$5,250,485	\$6,047,877	\$1,817,500	\$7,865,377
Salaries and Benefits	\$3,572,158	\$3,946,709	\$4,258,497	\$1,739,009	\$5,997,506
Services and Supplies	\$605,360	\$1,064,509	\$1,574,225	\$61,131	\$1,635,356
Other Charges	\$185,400	\$209,682	\$208,862	\$17,360	\$226,222
Fixed Assets					
Equipment	\$0	\$2,664	\$6,293	\$0	\$6,293
Other Financing Uses	\$0	\$0	\$0	\$0	\$0
Equity	\$0	\$0	\$0	\$0	\$0
Intrafund	\$0	\$0	\$0	\$0	\$0
Contingencies	\$0	\$0	\$0	\$0	\$0
Gross Costs	\$4,362,918	\$5,223,564	\$6,047,877	\$1,817,500	\$7,865,377
Fund Balance	\$4,940	(\$26,921)	\$0	\$0	\$0
Net County Cost	\$0	\$0	\$0	\$0	\$0

PROGRAM DISCUSSION

At the proposed level of funding, the Department can maintain approximately the same level of work readiness preparation services to Welfare-to-Work customers as in the previous year. A variety of workforce development services will be provided to assist StanWORKs participants in transitioning to employment and self-sufficiency. Approximately 1,800 customers will participate in intensive job readiness classes and job search assistance, approximately 150 customers per month will be participating in subsidized employment activities, and about 1,140 customers will be involved in the Community Service Program. In addition, approximately 80 customers will receive basic skills remediation in preparation for taking the General Education Development (GED) exam.

STAFFING RECOMMENDATIONS

Adopted Proposed Budget

Total current authorized positions— 0

Final Budget

There are no recommended changes to the current level of staffing.

BUDGET RECOMMENDATIONS

Adopted Proposed Budget

It is recommended that a budget of \$6,047,877 be approved for Alliance Worknet - StanWORKs. This budget is funded from \$6,047,877 in estimated department revenue.

Final Budget

The Department is requesting an increase in revenue and appropriations in the amount of \$1,817,500 as part of the revised contracted funding from the Community Services Agency to provide Welfare-to-Work and StanWORKs services. This funding will allow the Department to serve an additional 100 customers per month for subsidized employment activities.

STANISLAUS COUNTY, CALIFORNIA
Fiscal Year 2013-2014



FISCAL GENERAL SERVICES
Promotion

CHIEF EXECUTIVE OFFICE—ECONOMIC DEVELOPMENT BANK

Budget Unit 0105 0015291
 General Fund

SERVICES PROVIDED

The Board of Supervisors established the Economic Development Bank in 2001 for the purpose of providing resources for economic development projects throughout Stanislaus County. It has been the Board of Supervisors intent that these funds be used by the nine cities and unincorporated communities to leverage other funding sources when available.

Chief Executive Office - Economic Development Bank					
Classification	2011-2012 Actual	2012-2013 Actual	2013-2014 Adopted Proposed	2013-2014 Recommended Adjustments	2013-2014 Recommended Final Budget
Taxes	\$0	\$0	\$0	\$0	\$0
Licenses, Permits, Franchises	\$0	\$0	\$0	\$0	\$0
Fines, Forfeitures, Penalties	\$0	\$0	\$0	\$0	\$0
Revenue from use of Assets	\$8,998	\$18,293	\$0	\$0	\$0
Intergovernmental Revenue	\$0	\$0	\$0	\$0	\$0
Charges for Service	\$0	\$0	\$0	\$0	\$0
Miscellaneous Revenue	\$0	\$0	\$0	\$0	\$0
Other Financing Sources	\$0	\$0	\$0	\$0	\$0
Total Revenue	\$8,998	\$18,293	\$0	\$0	\$0
Salaries and Benefits	\$0	\$0	\$0	\$0	\$0
Services and Supplies	(\$1,555)	\$48,419	\$0	\$0	\$0
Other Charges	\$0	\$0	\$0	\$0	\$0
Fixed Assets	\$0	\$0	\$0	\$0	\$0
Other Financing Uses	\$0	\$785,700	\$0	\$0	\$0
Equity	\$0	\$0	\$0	\$0	\$0
Intrafund	\$0	\$0	\$0	\$0	\$0
Contingencies	\$0	\$0	\$0	\$0	\$0
Gross Costs	(\$1,555)	\$834,119	\$0	\$0	\$0
Fund Balance	\$0	\$0	\$0	\$0	\$0
Net County Cost	(\$10,553)	\$815,826	\$0	\$0	\$0

PROGRAM DISCUSSION

The Economic Development Bank program earmarked \$1.5 million dollars annually for five years (Fiscal Year 2001-2002 - Fiscal Year 2005-2006) for economic development projects with strong job creation and retention emphasis. Over that five-year period, appropriations were decreased three of those years (total appropriations \$6,211,950). An additional \$1.5 million was approved for Fiscal Year 2006-2007 as part of the annual budget approval process. For Fiscal Year 2007-2008, \$1.5 million was approved for the Economic Development Bank but redirected to establish the Community Development Fund under the existing program. Since that time, no additional funding has been approved for the Economic Development Bank as a result of the County's fiscal position. Additionally, as part of the budget balancing strategy for Fiscal Year 2009-2010, the Board released \$3 million dollars of Economic Development Bank fund balance to the General Fund during the Final Budget process.

To date, the Economic Development Bank has committed \$7,705,017 for 25 projects (6 previously funded economic development projects have withdrawn their proposals and others have used only

those funds necessary for implementation) and associated administrative costs. Projects have varied from road infrastructure and water system improvements to business park development, renovation efforts and workforce development. In all, the amount granted for a variety of economic development projects totaled \$551,693. These grants occurred during the early life of the program and this component was ultimately removed in Fiscal Year 2005-2006.

On October 16, 2012 the Board of Supervisors authorized the Chief Executive Officer to formally suspend the Economic Development Bank until further notice due to current economic conditions. At that time, the Board of Supervisors authorized the Chief Executive Officer to establish a procedure for granting loan repayment modification terms for previously funded projects based on performance, and authorized the Chief Executive Officer, or her designee, to sign amendments to the executed funding agreements consistent with the newly established procedures. This strategy will allow the available balance to increase to a level where it can be more effectively used in the future, either for economic development projects or other purposes, as deemed by the Board.

As of July 1, 2013, the uncommitted balance available in the Stanislaus County Economic Development Bank was approximately \$1,100,000 and includes loan repayments and accrued interest.

STAFFING RECOMMENDATIONS

Adopted Proposed Budget

Total current authorized positions— 0

Final Budget

There are no recommended changes to the current level of staffing.

BUDGET RECOMMENDATIONS

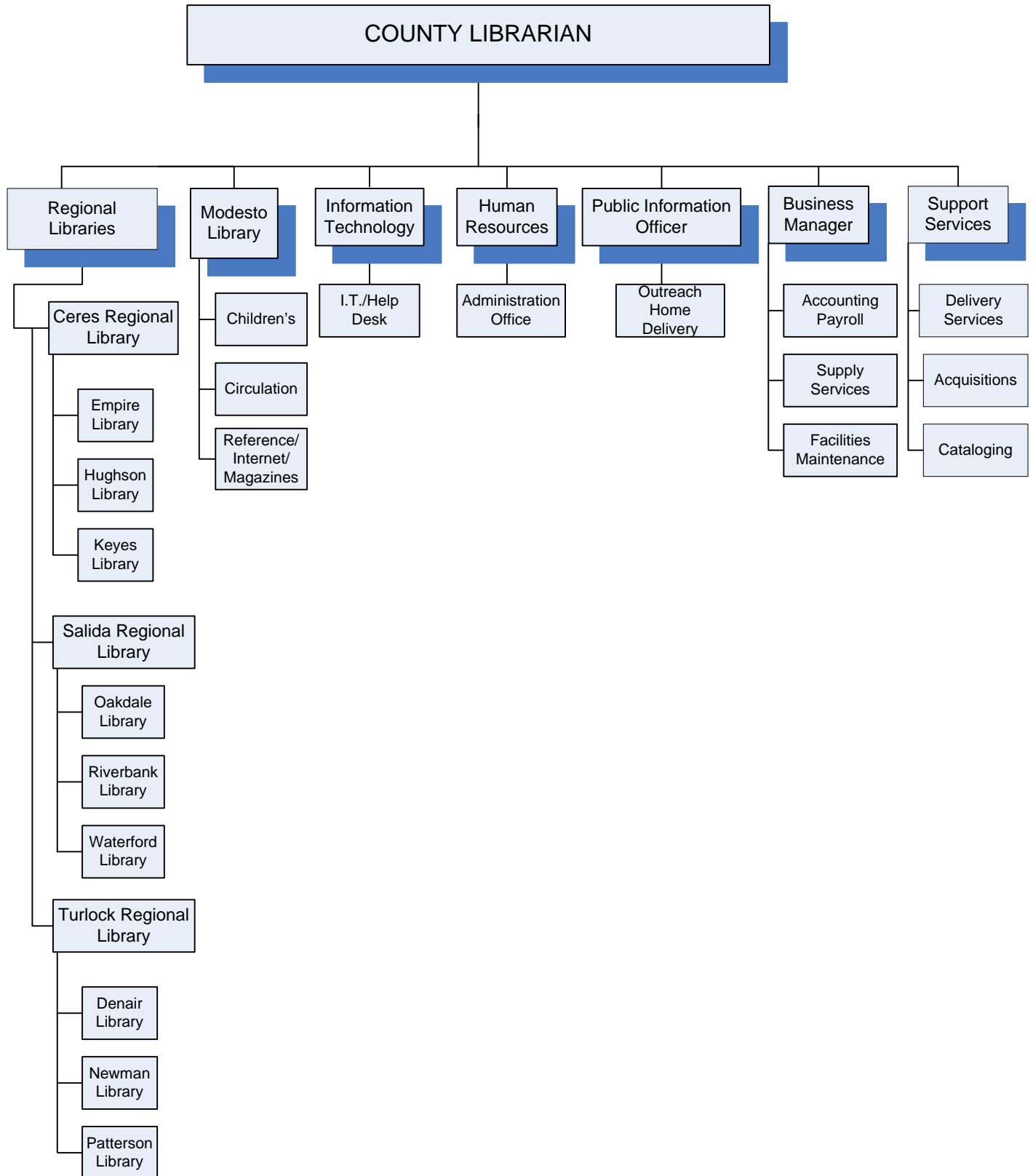
Adopted Proposed Budget

There is no Recommended Proposed Budget for the Chief Executive Office – Economic Development Bank for Fiscal Year 2013-2014.

Final Budget

There are no recommended changes in funding to this budget.

STANISLAUS COUNTY LIBRARY



Revised April 2013

**STANISLAUS COUNTY, CALIFORNIA
Fiscal Year 2013-2014**



**FISCAL GENERAL SERVICES
Library Services**

**LIBRARY
Vanessa Czopek, County Librarian**

BUDGET AT A GLANCE	
Gross Costs	\$9,314,343
Total Revenue	\$8,392,600
Fund Balance/Retained Earnings	\$429,933
Net County Cost	\$491,810
Total Recommended Staffing	71
% Funded by Local Discretionary Funds	5.3%

MISSION STATEMENT

The Library fosters the love of reading and opens the door to knowledge.

ACCOMPLISHMENTS AND OBJECTIVES

The Accomplishments of 2012-2013 and Objectives for the 2013-2014 Fiscal Year for the Library include:

FISCAL YEAR 2012-2013 ACCOMPLISHMENTS	FISCAL YEAR 2013-2014 OBJECTIVES
<ul style="list-style-type: none"> ◆ Literacy was improved for all ages by providing a vibrant Summer Reading Program. Nearly 11,000 participated. Partnership was maintained with the Stanislaus Literacy Center and 1,346 adults were served at the library. Funding was increased by the State. Other literacy partnerships were with the Golden Valley Health Centers, Ballet Folkloric Los Falcones, Stanislaus Chinese Culture Society, Modesto City Schools, Stanislaus Co. Dept of Child Support Services, MJC's MEChA club and the Stanislaus County Fair. ◆ Provided safer, more serviceable library facilities by addressing facility repair and maintenance needs. Increased fixed asset budget to \$294,000. ◆ Connected residents to the online world by improving and upgrading the library's virtual web portal. It received approximately 1.5 million views. More than 50% of library staff received training on assisting customers on using technology and electronic devices. The vacant Virtual Services Manager position was filled after 2 years. ◆ To improve workforce readiness almost 90 programs and computer classes were presented. More than 200 career and workforce-related materials were purchased for public use. 	<ul style="list-style-type: none"> ◆ 100% of public service staff will receive additional technological training enabling them to provide better customer assistance to those with electronic devices. ◆ Virtual web portal views will increase by 10% by creating a more user-friendly web page. ◆ An evaluation tool for measuring outcomes will be added to the Summer Reading Program for a more targeted approach to outreach efforts. ◆ Many technology deficits as noted in the Strategic Plan report will be addressed by adjusting the library's Information Technology budgeted 3-year plan. ◆ Purchases of eBooks will increase, and the library's mobile application will be enhanced with additional functions to meet customer demand. ◆ Enriched content with reviews, cover images, tables of contents, summaries and awards data about books and materials will be added to the library's online public access catalog. It will make finding information easier and result in more relevant and useful search results for customers.

STANISLAUS COUNTY, CALIFORNIA

Fiscal Year 2013-2014

FISCAL GENERAL SERVICES

Library Services



LIBRARY

Budget Unit 1651 0037000

Special Revenue Fund

SERVICES PROVIDED

The Stanislaus County Free Library operates 13 branches for educational and recreational purposes. At the Library, customers receive reference and reader's advisory assistance and have access to weekly story times at all branches and to children's programs throughout the year. Customers can use online databases and reference services at any time from any Internet link and can take advantage of literacy tutoring, wireless internet, a mobile app, eBooks and access to public computers. The Library also offers workforce readiness programs, basic literacy services to adults, and home delivery services throughout Stanislaus County.

FUND/CASH BALANCE

As stated in the Adopted Proposed Budget, this fund was projected to have a positive fund balance of \$4,953,437 as of July 1, 2013 compared to the July 1, 2012 positive fund balance of \$4,690,726. The actual fund balance as of July 1, 2013 is \$7,561,609, an increase to the projected fund balance. This increase is primarily a result of increased sales tax revenue, and the deferral of several large maintenance projects that were postponed in Fiscal Year 2012-2013. The Department anticipates using \$429,933 of fund balance in Fiscal Year 2013-2014 and will continue to budget prudently for the next several years in order to lessen the impact of anticipated employee retirement and health costs, and to fund maintenance projects planned for several of its facilities.

Also stated in the Adopted Proposed Budget, cash was tracking similar to fund balance. The actual cash balance as of July 1, 2013 is \$6,710,049, compared to the July 1, 2012 positive cash balance of \$5,391,818. This increase is primarily a result of the increased sales tax revenue. The difference between fund balance and cash is due to the assets that are listed on the balance sheet.

Library					
Classification	2011-2012 Actual	2012-2013 Actual	2013-2014 Adopted Proposed	2013-2014 Recommended Adjustments	2013-2014 Recommended Final Budget
Taxes	\$8,072,492	\$8,655,294	\$8,000,000	\$0	\$8,000,000
Licenses, Permits, Franchises	\$0	\$0	\$0	\$0	\$0
Fines, Forfeitures, Penalties	\$0	\$0	\$0	\$0	\$0
Revenue from use of Assets	\$4,000	\$4,600	\$4,800	\$0	\$4,800
Intergovernmental Revenue	\$9,582	\$119,702	\$0	\$0	\$0
Charges for Service	\$283,015	\$340,857	\$340,800	\$0	\$340,800
Miscellaneous Revenue	\$107,688	\$76,989	\$47,000	\$0	\$47,000
Other Financing Sources	\$200,000	\$120,000	\$0	\$0	\$0
Total Revenue	\$8,676,777	\$9,317,442	\$8,392,600	\$0	\$8,392,600
Salaries and Benefits	\$5,572,995	\$5,803,410	\$6,035,345	\$0	\$6,035,345
Services and Supplies	\$1,507,476	\$1,863,438	\$2,094,790	\$0	\$2,094,790
Other Charges	\$509,064	\$609,803	\$684,208	\$0	\$684,208
Fixed Assets					
Buildings & Improvements	\$21,110	\$27,625	\$477,017	\$0	\$477,017
Equipment	\$0	\$53,408	\$22,983	\$0	\$22,983
Other Financing Uses	\$138,626	\$0	\$0	\$0	\$0
Equity	\$0	\$0	\$0	\$0	\$0
Intrafund	\$0	\$0	\$0	\$0	\$0
Contingencies	\$0	\$0	\$0	\$0	\$0
Gross Costs	\$7,749,271	\$8,357,684	\$9,314,343	\$0	\$9,314,343
Fund Balance	(\$1,419,316)	(\$1,451,568)	\$429,933	\$0	\$429,933
Net County Cost	\$491,810	\$491,810	\$491,810	\$0	\$491,810

PROGRAM DISCUSSION

At the proposed level of funding, the following summarizes the planned level of service:

- ◆ Business hours to the public for all 13 library branches will remain the same;
- ◆ Maintaining customer service levels by using more part time staff. Library policy limits part time staff to a maximum of 28 hours per week;
- ◆ Literacy services provided by Stanislaus Literacy Center. In past years State Public Library funds were combined with County Library funds for a contract maximum of approximately \$100,000. The Library does not expect State Public Library funds will be received for Fiscal Year 2013-2014 and the contract has been reduced to \$70,000. The Library and the Stanislaus Literacy Center have a history of a successful partnership and being well known as providing one of the best literacy programs in the State. Both agencies are committed to working closely together to ensure individuals and families continue to receive the literacy services they need;
- ◆ Public outreach events, activities and materials;
- ◆ The purchase of new books, eBooks, and increasing copies to meet customer demands;
- ◆ Efforts to make online services more customer-friendly and convenient with enhanced software;
- ◆ Spending levels for supplies, janitorial and maintenance. The Department will continue to closely monitor, control and analyze expenditures to ensure procurement is accomplished in the most cost effective manner;
- ◆ Progress on making critical repairs to the Library facilities; and
- ◆ Passport acceptance services at Modesto Library.

The Library's 2013-2014 Recommended Proposed Budget of \$9,314,343 reflects an overall increase of approximately 6 percent from the Fiscal Year 2012-2013 Adopted Budget.

Total revenue projected for Fiscal Year 2013-2014 is \$8,884,410 (which includes a General Fund contribution of \$491,810). This is a six percent increase from the prior year's budget. This increase is primarily due to the projected increase in Sales and Use Tax revenue funded by a 1/8 cent dedicated sales tax extended through June 30, 2018, with an overwhelming approval by voters in June 2012. Fiscal Year 2012-2013 sales tax revenue came in higher than expected as the economy slowly

continues to improve. Based on current distribution amounts, the Library estimates tax revenue at \$8,000,000 for Fiscal Year 2013-2014, an increase of seven percent from last fiscal year.

The Library does not anticipate receiving any Public Library funds or Transaction Based Reimbursements for Fiscal Year 2013-2014, and thus did not budget any State or Federal Revenues.

Local revenue is projected at \$392,600, an increase of approximately seven percent, primarily due to Passport fees, collections for lost materials, and late fees. In the 2012-2013 Mid-Year Financial Report, the Board of Supervisors approved an increase in estimated revenue of \$50,000 for Passport fees. The Department has budgeted \$60,000 in increased estimated revenue for 2013-2014, an increase of \$10,000 over the prior fiscal year. Local post offices provide passport services by appointment only and have been referring those who cannot wait weeks for their next available appointment to the Library. Because Library passport services are available during Modesto Library business hours, people are traveling from neighboring counties and the Bay Area to take advantage of the evenings and Saturdays service. Collections for lost materials and late fees are projected to increase \$15,000 as a result of focused efforts by Library staff.

The County Match to the Library system remains unchanged at \$491,810.

Total expenditures requested for Fiscal Year 2013-2014 are \$9,314,343, a 9% increase from last fiscal year. Salaries and Benefits are budgeted at \$6,035,345, representing 65% of the Library's total budget. Despite increases in retirement and health care costs, the Library is able to keep employee costs down by cross training staff to provide coverage across divisions and Library branches. Services and Supplies are budgeted at \$2,094,790, an increase of 19% primarily due to the Library starting to slowly restore the book and database budgets to add new materials and an eBook collection. The Fixed Assets account includes funding of \$500,000 to allow for the replacement of the back loading dock elevator at the Modesto Library and to address critical building repairs.

The Library proposes the use of \$429,633 in fund balance savings to bridge the gap in 2013-2014. Even with the increase in sales tax revenue, the Library still has a revenue shortfall due to the elimination of funding from the State and continuous increases in the cost of doing business. The Library continues to defer major maintenance projects at all its facilities until the fund balance is at a level sufficient to support maintenance needs.

The Library will continue to prioritize spending, carefully utilize resources, effectively deploy available staffing, and expand funding streams to provide core services to the public. The Library is working slowly towards maintaining a structurally balanced budget and will continue to take a conservative approach to meet the known budget constraints and the unknown economic challenges ahead.

STAFFING RECOMMENDATIONS

Adopted Proposed Budget

The Department is requesting to restore one unfunded Library Assistant II position in the Collection Services Division. An Application Specialist was used to temporarily assist Collections Services, however that position will return back to the Library's Information Technology Division to focus on online public services, mobile application services and improving the IT infrastructure. This full-time position will be funded by increased sales tax revenues.

Total current authorized positions— 70

It is recommended to restore one unfunded Library Assistant II position.

Total recommended authorized positions— 71

Final Budget

There are no recommended changes to the current level of staffing.

BUDGET RECOMMENDATIONS**Adopted Proposed Budget**

It is recommended that a budget of \$9,314,343 be approved for the Library. This budget is funded from \$8,392,600 in estimated department revenue, a \$491,810 contribution from the General Fund, and use of \$429,933 in departmental fund balance.

Final Budget

There are no recommended changes in funding to this budget.



A Strong Agricultural Economy/Heritage

Agricultural Commissioner
Cooperative Extension

A Strong Agricultural Economy/Heritage

Recognizing the vital role that agriculture plays in the community, the Stanislaus County Board of Supervisors adopted this priority to support the County's strong agriculture economy and heritage. Agriculture is the County's number one industry, generating close to \$3.1 billion a year.



Farmland conversion, air pollution, soil salinity and drainage, and agricultural water supply and water quality are major issues to be addressed if Stanislaus County is to remain an important and vital agriculture area. Equally important is the preservation of the unique agriculture heritage.

- ◆ The Agricultural Commissioner's Office supports and protects the well being of agriculture and the community through the oversight of pesticide application, storage of agricultural products, certification of exports, prevention of the entry and spread of harmful insects, weeds, and plant diseases and the certification of agricultural product quality; and
- ◆ The University of California Cooperative Extension conducts research and educational programs tailored to the needs of Stanislaus County and provides oversight of 4H youth development programs. These programs are critical to preserving and protecting agriculture in the community and supporting the growth of the agriculture industry of tomorrow.

FISCAL YEAR 2013-2014 ISSUES

The 2013-2014 Final Budget recommends \$5,395,918 in appropriations for this priority area. These expenditures are funded by a combination of \$3,000,457 in department revenue, \$2,372,146 in General Fund contribution and \$23,315 in fund balance.

The Agricultural Commissioner will be able to maintain the current level of service provided to the community through the use of a portion of the Net County Cost savings from prior years, and the use of increased State funding to protect the County's valuable agricultural resources. This is primarily funded through increased State contracts and unclaimed gas tax and mill tax reimbursement revenue materializing higher than originally budgeted. This additional State funding will allow the Department to conduct egg inspections at production and wholesale facilities, surveillance activities of the glassy-winged sharpshooter, trapping activities for the detection of the light brown apple

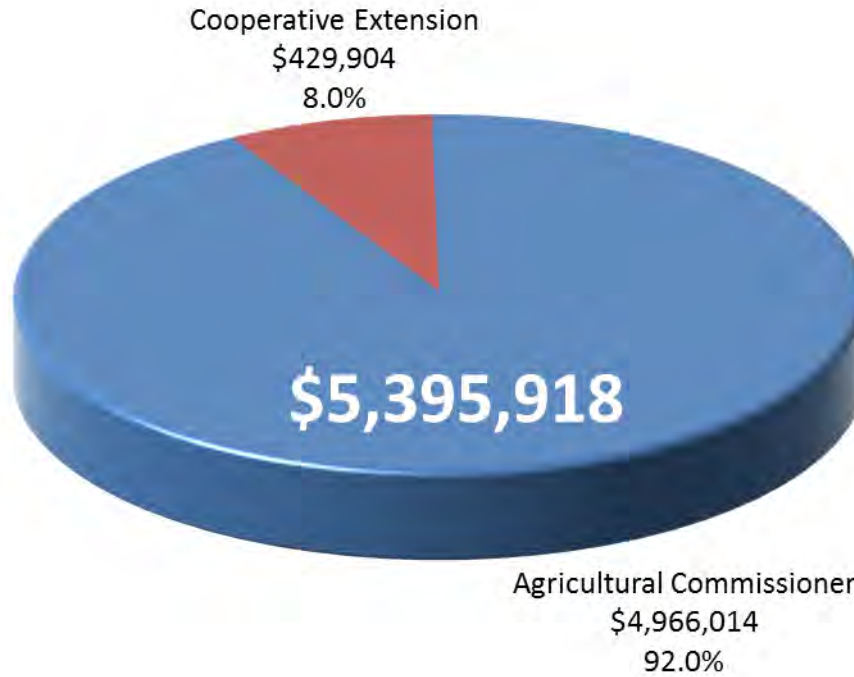
moth, conduct surveillance and agricultural inspection activities of cantaloupe fields, and to spot check flea markets and swap meets for gunny sacking activities in Stanislaus County.

The University of California (UC) Cooperative Stanislaus County provides funding for the Department's operational expenses, including the facilities that house UC Cooperative Extension, vehicles and support staff that work with the UC Cooperative Extension advisors and paraprofessionals in program delivery. At the proposed level of funding, the Department will be able to maintain the current level of service through the use of Net County Cost savings from prior years.

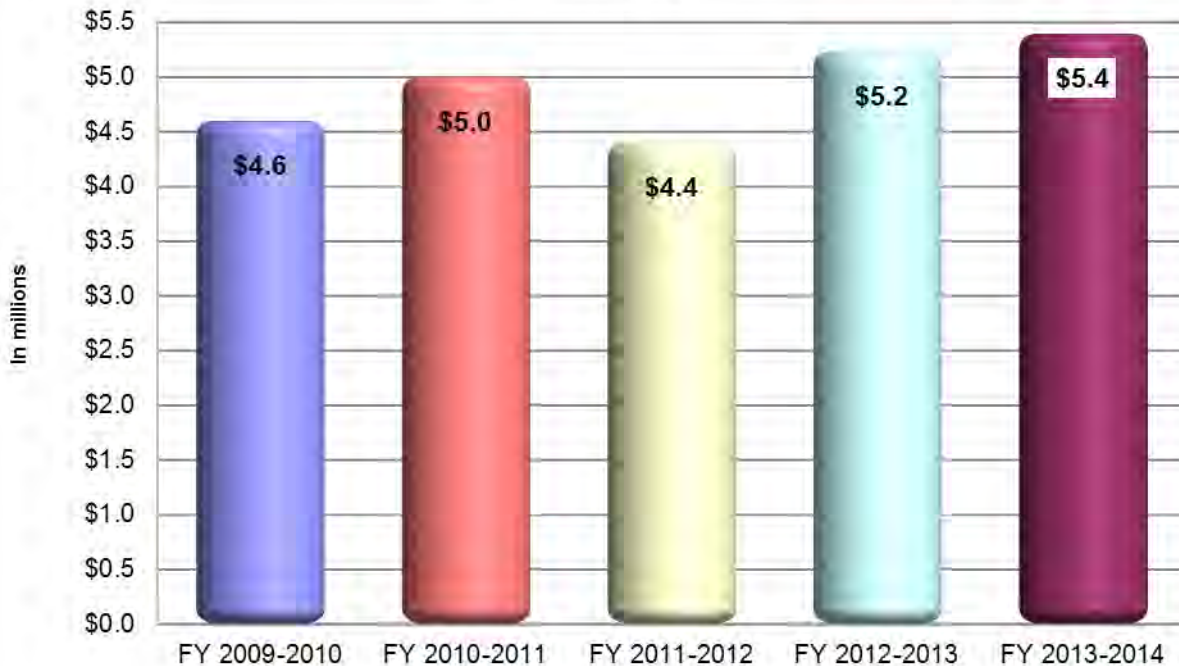


A Strong Agricultural Economy/Heritage

Recommended Appropriations Fiscal Year 2013-2014



Five Year Comparison of Appropriations Final Budget

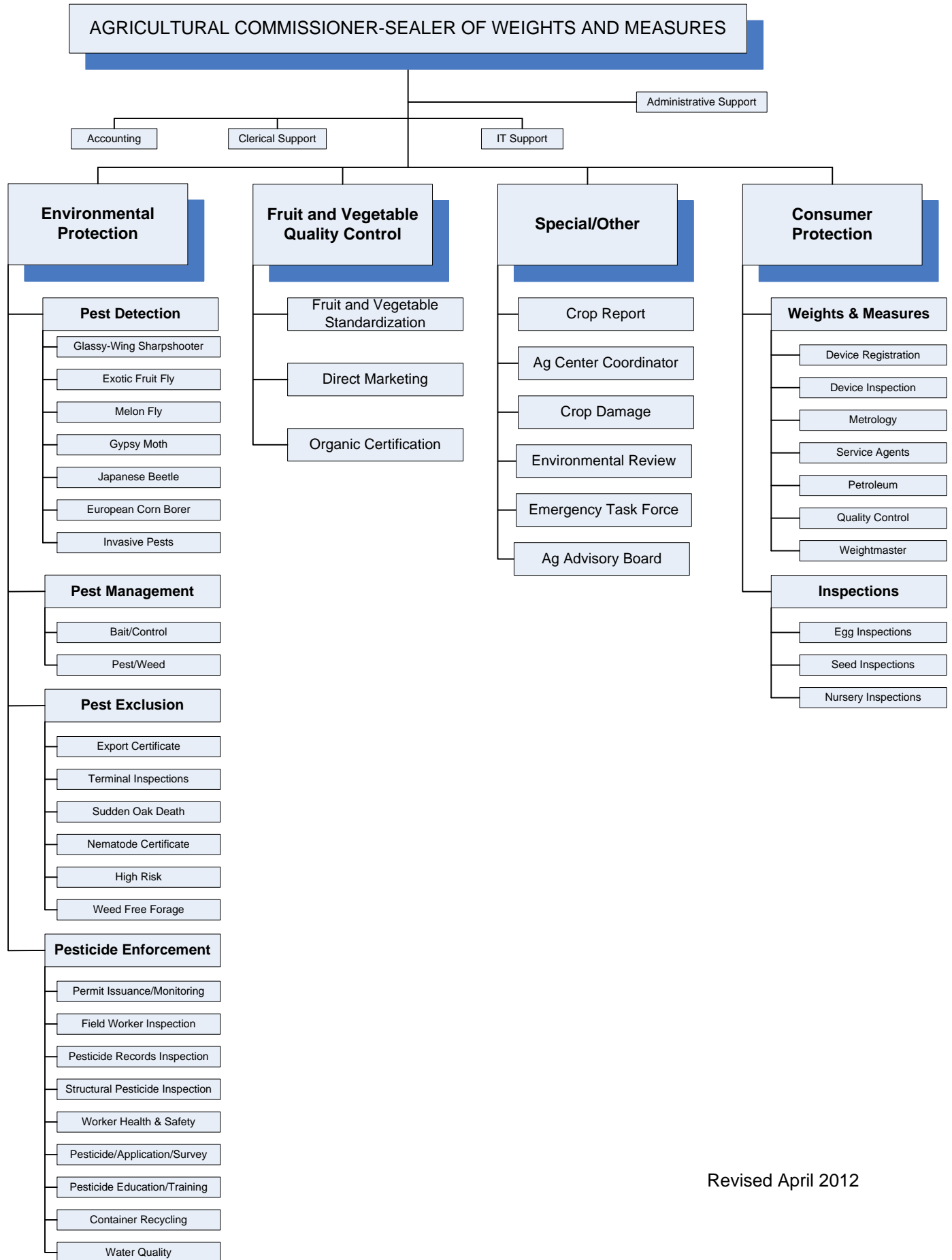




A Strong Agricultural Economy/Heritage

PAGE				Recommended 2013-2014
AGRICULTURAL COMMISSIONER				\$4,966,014
	Fund	Org		
354	0100	0010100	Agricultural Commissioner	\$4,966,014
COOPERATIVE EXTENSION				\$429,904
	Fund	Org		
360	0100	0021100	Cooperative Extension	\$406,589
363	1766	0021401	Farm and Home Advisors Research Trust	\$23,315
TOTAL				\$5,395,918

STANISLAUS COUNTY AGRICULTURAL COMMISSIONER



Revised April 2012

STANISLAUS COUNTY, CALIFORNIA
Fiscal Year 2013-2014
PUBLIC RESOURCES
Protection Inspection



AGRICULTURAL COMMISSIONER
Milton O’Haire, Agricultural
Commissioner
and Sealer of Weights and
Measures

BUDGET AT A GLANCE	
Gross Costs	\$4,966,014
Total Revenue	\$2,994,957
Fund Balance/Retained Earnings	\$0
Net County Cost	\$1,971,057
Total Recommended Staffing	35
% Funded by Local Discretionary Funds	39.7%

MISSION STATEMENT

The mission of the Agricultural Commissioner’s Office is to “Support and Protect the Well-being of Agriculture, Business and the Community.”

ACCOMPLISHMENTS AND OBJECTIVES

The Accomplishments of 2012-2013 and Objectives for the 2013-2014 Fiscal Year for the Agricultural Commissioner include:

FISCAL YEAR 2012-2013 ACCOMPLISHMENTS	FISCAL YEAR 2013-2014 OBJECTIVES
<ul style="list-style-type: none"> ◆ Held a grower based pesticide spray safe outreach meeting. ◆ Maintained pest detection for Red Imported Fire Ant and Light Brown Apple Moth despite reduced State funding. ◆ Participated in coalition board meetings and sub-watershed grower outreach meetings. 	<ul style="list-style-type: none"> ◆ Partner with CDFA and the egg industry in rolling out a new retail inspection protocol for eggs. ◆ Establish for local nurseries a Pre-Quarantine agreement for Asian Citrus Psyllid. ◆ Establish an enhanced communication procedure between schools and the agricultural community.

STANISLAUS COUNTY, CALIFORNIA
Fiscal Year 2013-2014



PUBLIC RESOURCES
Protection Inspection

AGRICULTURAL COMMISSIONER

Budget Unit 0100 0010100
 General Fund

SERVICES PROVIDED

The Agricultural Commissioner's Office oversees the use of pesticides applied in the production and storage of agricultural crops as well as performs inspections to ensure that equity prevails in the marketplace. Services include: plant product export certification for shippers, preventing the introduction or spread of harmful insects, weeds, plant diseases and other pests; conducting surveys for infestations of pests and carrying out pest eradication programs; ensuring that quality and/or labeling requirements are met for fruits and vegetables, eggs, nursery stock, petroleum products and packaged goods; monitoring the accuracy of advertised pricing at the retail level; and testing the accuracy of weighing and measuring devices used in commercial trade.

Agricultural Commissioner					
Classification	2011-2012 Actual	2012-2013 Actual	2013-2014 Adopted Proposed	2013-2014 Recommended Adjustments	2013-2014 Recommended Final Budget
Taxes	\$0	\$0	\$0	\$0	\$0
Licenses, Permits, Franchises	\$422,547	\$440,217	\$420,000	\$0	\$420,000
Fines, Forfeitures, Penalties	\$0	\$0	\$0	\$0	\$0
Revenue from use of Assets	\$5,276	\$4,713	\$6,000	\$0	\$6,000
Intergovernmental Revenue	\$2,191,145	\$2,032,225	\$1,917,165	(\$58,208)	\$1,858,957
Charges for Service	\$740,437	\$710,411	\$710,000	\$0	\$710,000
Miscellaneous Revenue	\$163	\$385	\$0	\$0	\$0
Other Financing Sources	\$100	\$180	\$0	\$0	\$0
Total Revenue	\$3,359,668	\$3,188,131	\$3,053,165	(\$58,208)	\$2,994,957
Salaries and Benefits	\$3,103,532	\$3,212,040	\$3,100,858	\$1,008,129	\$4,108,987
Services and Supplies	\$358,179	\$266,964	\$338,331	\$0	\$338,331
Other Charges	\$367,236	\$339,104	\$380,736	\$0	\$380,736
Fixed Assets					
Buildings & Improvements	\$0	\$37,428	\$0	\$0	\$0
Equipment	\$0	\$60,121	\$45,000	\$0	\$45,000
Other Financing Uses	\$83,178	\$0	\$0	\$0	\$0
Equity	\$0	\$0	\$0	\$0	\$0
Intrafund	\$104,339	\$99,483	\$92,960	\$0	\$92,960
Contingencies	\$0	\$0	\$0	\$0	\$0
Gross Costs	\$4,016,464	\$4,015,140	\$3,957,885	\$1,008,129	\$4,966,014
Fund Balance	\$0	\$0	\$0	\$0	\$0
Net County Cost	\$656,796	\$827,009	\$904,720	\$1,066,337	\$1,971,057

PROGRAM DISCUSSION

At the proposed level of funding, the Department can maintain the core programs in its mission to support and protect the well-being of Agriculture, Business, and the Community. These are considered to be core programs because they affect a large number of people and / or large geographic areas and have great economic impact potential. These programs provide benefits and protection to both the general public, industry and to the environment. These programs include:

1. Issuing Phytosanitary Certificates – The Department, working under the auspices of the United States Department of Food and Agriculture, inspects product destined for export to ensure that it meets all of the requirements of the country of destination. If all requirements are met, a Phytosanitary Certificate is issued which allows the product to reach its final destination. No raw agricultural product may be exported without these inspections taking place. This program has seen a 44% increase in requests for inspection over the last five years. The Department anticipates performing 9,600 Phytosanitary inspections in 2013-2014.
2. Pest Detection Trapping – Working with a staff of 18 extra-help Trappers, the Department places insect traps throughout the County to establish a first line of defense against harmful exotic pests. Early detection and any subsequent eradication efforts are essential in keeping open the export paths which our agricultural producers rely on. The Phytosanitary Certificates issued by the Department are often predicated on the “Free From” status that is established through the Pest Detection trapping program. The Department will deploy and monitor 5,070 traps in 2013-2014.
3. Pesticide Use Enforcement - The Department, working in conjunction with the California Department of Pesticide Regulation, monitors the purchase, storage and use of pesticides in the County to ensure adherence to label requirements and to enforce laws and regulations concerning worker safety and the environment. As part of this effort, the Department will annually review and issue over 1800 permits for the use of restricted materials and will conduct 850 inspections concerning field workers, records, pesticide applications, and fumigations. In addition, the Department will annually conduct 75 investigations of agricultural, industrial, institutional, and residential pesticide incidences.
4. Pest Exclusion – The Department will invest approximately 1700 hours in the Pest Exclusion program to protect agriculture from exotic pests. Inspection of incoming shipments at UPS and Fed Ex as well as the garden centers of retail business are combined with inspections of local nurseries as part of the effort to prevent harmful pests from gaining a foothold in local agriculture. Inspections of incoming beehives for hitchhiking pests during the spring pollination season also play an important role in this effort.
5. Weights and Measures – To ensure “Equity in the Marketplace”, the Department annually inspects approximately 9,000 devices for accuracy. These devices include gas pumps, taxi meters, vehicle scales, livestock scales, jewelry scales, Liquefied Petroleum Gas meters, and scales in the checkout lane of the grocery store. The Department also responds to concerns from the public on such issues as fuel quality and pricing accuracy.
6. Standardization, Quality and Food Safety - The Department provides inspection services for industry at the production and retail level to assure that fruits and vegetables meet quality standards. The Department also provides these inspection services to the egg industry to ensure that the eggs being sold meet both quality and food safety requirements. The Department inspects and issues certification to the producers who supply product to the County's 12 farmers markets.

Due to ongoing budget constraints at the State level, the Department will be losing one small Weights and Measures subvention contract totaling \$6,450. This contract dealt with the inspection of weighmaster records. While the Department will no longer be able to conduct the detailed inspections that were provided for under this contract, the Department will continue to address any complaints received concerning weighmaster records.

The Department is budgeting approximately \$45,000 to install security / alarm equipment for the rooms at Harvest Hall and to cover the shop area occupied by the Department. The Department is also budgeting to address issues with the floors in Harvest Hall.

The revenue received by the Department from the pesticide mill tax distribution saw a significant increase for a second year in a row. This combined with small increases in revenue from Unclaimed Gas Tax, egg inspections and cantaloupe inspections will allow the Department to carry forward \$981,000 of its prior years Net County Cost Savings. The Department is planning to use \$189,554 of this savings to balance salaries in the 2013-2014 Fiscal Year. These funds will continue to be used to

offset the anticipated increases in employee health care and retirement in subsequent budget years. Current estimates project the Department exhausting the balance of the Net County Cost Savings in Budget Year 2016-2017.

STAFFING RECOMMENDATIONS

Adopted Proposed Budget

The Department is requesting a classification study for an Agricultural Assistant II position due to a change in the position's job duties and responsibilities. It is recommended that this study be conducted.

Total current authorized positions— 35

There are no recommended changes to the current level of staffing.

Total recommended authorized positions— 35

Final Budget

There are no recommended changes to the current level of staffing.

BUDGET RECOMMENDATIONS

Adopted Proposed Budget

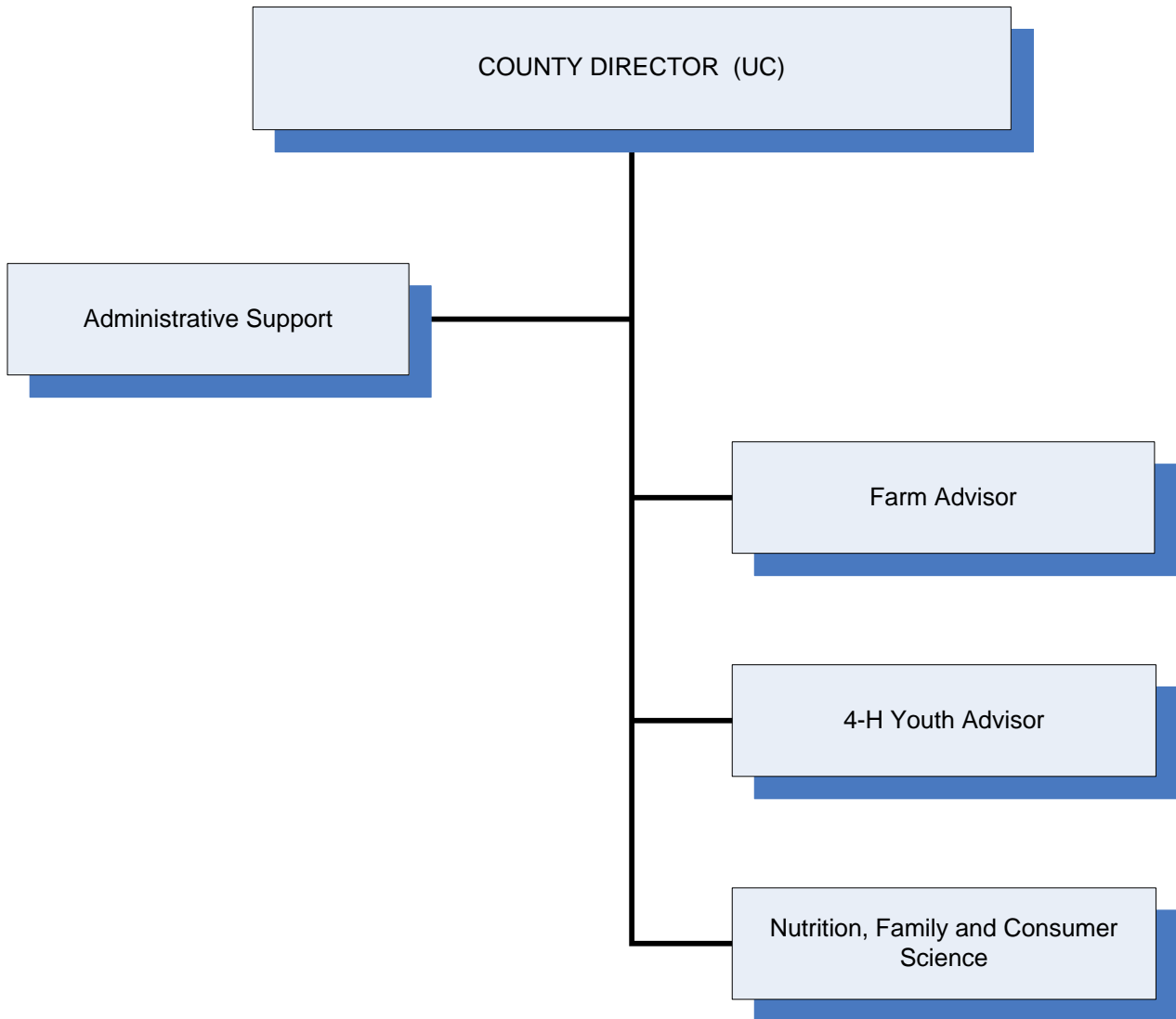
It is recommended that a budget of \$3,957,885 be approved for the Agricultural Commissioner. This budget is funded from \$3,053,165 in estimated department revenue and a \$904,720 contribution from the General Fund. The Department anticipates the need of approximately \$189,554 of prior year General Fund net county cost savings to fully fund the projected 2013-2014 budget. The total General Fund net county cost savings will be included in the Final Budget.

Final Budget

The Department requests a total decrease in revenue and appropriations in the amount of \$58,208 due to the elimination of funding for Asian Citrus Psyllid (ACP) trapping, and the decrease in regulatory requirements for interstate movement of nursery stock. This is slightly offset by increases in the Egg Enforcement and Organic Program contracts.

Departments that achieved savings in appropriations are able to carry forward 100% of their unused net county cost savings from prior fiscal years and 75% of their 2012-2013 Net County Cost Savings. The Agricultural Commissioner's Office is requesting an increase in appropriations of \$1,066,337 to reflect the carry forward of net county cost savings earned in prior fiscal years. The Department is planning to use approximately \$247,762 for salaries and benefit costs. The remaining balance will be set aside to address future exposures.

STANISLAUS COUNTY COOPERATIVE EXTENSION



Revised April 2006

**STANISLAUS COUNTY, CALIFORNIA
Fiscal Year 2013-2014**

**PUBLIC RESOURCES
Agricultural Education**



**UNIVERSITY OF CALIFORNIA
COOPERATIVE EXTENSION
Theresa Spezzano, UC Cooperative
Extension County Director**

BUDGET AT A GLANCE	
Gross Costs	\$429,904
Total Revenue	\$5,500
Fund Balance/Retained Earnings	\$23,315
Net County Cost	\$401,089
Total Recommended Staffing	3
% Funded by Local Discretionary Funds	93.3%

MISSION STATEMENT

To develop and deliver research-based information to the people of Stanislaus County in the areas of agriculture and natural resources, 4-H youth development, and family and consumer sciences which supports the continued economic viability of the agricultural industry, a safe and reliable food supply, clean air and water and healthy communities.

ACCOMPLISHMENTS AND OBJECTIVES

University of California (UC) Cooperative Extension will continue to focus on identifying current or new unsolved agriculture industry problems, as well as research and education programs that emphasize economic and environmental improvement. These priorities are important in UC Cooperative Extension programs that seek to ensure the viability and sustainability of the County's agriculture as well as improve the health and welfare of its residents.

The Accomplishments of 2012-2013 and Objectives for the 2013-2014 Fiscal Year for the University of California Cooperative Extension include:

FISCAL YEAR 2012-2013 ACCOMPLISHMENTS	FISCAL YEAR 2013-2014 OBJECTIVES
<p>Implemented and maintained many research and education programs, including:</p> <ul style="list-style-type: none"> ◆ Established an almond rootstock trial that includes many new hybrids collected from almond growing areas throughout the world. New rootstocks will enable Stanislaus County growers to plant almonds in marginal soil with poor water quality. ◆ Finalized research and education program with a mechanical peach blossom thinner to reduce labor costs and sustain profitability in our struggling canning peach industry. ◆ Maintained long term almond and walnut pruning, orchard density, variety and rootstock trials which will help continue the success of our local almond and walnut industries. ◆ Continued study on the biology and management of spotted wing drosophila, an invasive pest threatening the local cherry industry (\$128,431 USDA grant). 	<ul style="list-style-type: none"> ◆ Continue to develop local, research-based information and extend it to the residents of Stanislaus County. ◆ Continue to conduct a nutrition education program for low income residents of Stanislaus County, both independently and in cooperation with CSA. ◆ Continue to coordinate the Stanislaus County 4-H program.

FISCAL YEAR 2012-2013 ACCOMPLISHMENTS	FISCAL YEAR 2013-2014 OBJECTIVES
<ul style="list-style-type: none"> ◆ Continued development of an educational program for dairy operators, including a website and nitrogen management software to manage dairy manure lagoon water applications to crop land to minimize nitrate leaching into groundwater and comply to strict regulations. ◆ Integrated weed and fertility management for improved rangeland management. ◆ Managed a nutrition education program focusing on childhood obesity, food security and youth science literacy. ◆ Coordinated the Stanislaus County 4-H youth development program with approximately 1500 youth participants – the largest 4-H program in California. 	

BUDGETS WITHIN THE UNIVERSITY OF CALIFORNIA COOPERATIVE EXTENSION INCLUDE:

- ◆ University of California Cooperative Extension
- ◆ UC Cooperative Extension Farm and Home Advisors Research Trust

STANISLAUS COUNTY, CALIFORNIA

Fiscal Year 2013-2014

PUBLIC RESOURCES

Agricultural Education



UNIVERSITY OF CALIFORNIA COOPERATIVE EXTENSION

Budget Unit 0100 0021100

General Fund

SERVICES PROVIDED

The University of California (UC) Cooperative Extension in Stanislaus County is part of a statewide system of off-campus education, based on a three-way partnership among the County Board of Supervisors, the University of California and the United States Department of Agriculture. UC Cooperative Extension brings the resources of the University of California to Stanislaus County residents, and conducts applied research and education programs tailored to their needs. Programs are conducted in the areas of agriculture and natural resources, 4-H youth development and family and consumer sciences. Most of the agricultural research is conducted in local field trials with local producers and growers. The information is delivered to clientele via classroom and in-field workshops, seminars, web sites, publications, telephone calls, office visits, on-farm consultations, email, television and radio programs, newsletters and articles written for newspapers and magazines.

The University of California provides funding for fourteen UC Cooperative Extension employees (eight advisors and six paraprofessionals) conducting programs in the Stanislaus County UC Cooperative Extension Office. Six advisors are responsible for programs in Agriculture and Natural Resources, and two advisors and six paraprofessionals conduct programs in the human resources area (4-H Youth Development and Nutrition, Family and Consumer Sciences). The advisors support all of their own applied research and educational projects with extramural funds provided by a variety of grants from public agencies, grower associations, foundations, and private donors. Grant funds are used to hire research assistants and to purchase computers, lab supplies, field supplies, specialized equipment, and other items critical to conducting research. Stanislaus County provides funding for the Department's operational expenses, including the facilities that house UC Cooperative Extension, vehicles and support staff that work with the UC Cooperative Extension advisors and paraprofessionals in program delivery.

Cooperative Extension					
Classification	2011-2012 Actual	2012-2013 Actual	2013-2014 Adopted Proposed	2013-2014 Recommended Adjustments	2013-2014 Recommended Final Budget
Taxes	\$0	\$0	\$0	\$0	\$0
Licenses, Permits, Franchises	\$0	\$0	\$0	\$0	\$0
Fines, Forfeitures, Penalties	\$0	\$0	\$0	\$0	\$0
Revenue from use of Assets	\$5,400	\$2,000	\$0	\$0	\$0
Intergovernmental Revenue	\$0	\$0	\$0	\$0	\$0
Charges for Service	\$3,446	\$2,889	\$0	\$0	\$0
Miscellaneous Revenue	\$2,568	\$2,400	\$6,800	(\$1,300)	\$5,500
Other Financing Sources	\$1,038	\$0	\$0	\$0	\$0
Total Revenue	\$12,452	\$7,289	\$6,800	(\$1,300)	\$5,500
Salaries and Benefits	\$212,880	\$232,959	\$223,536	\$44,587	\$268,123
Services and Supplies	\$5,015	\$7,726	\$13,555	\$1,300	\$14,855
Other Charges	\$112,043	\$106,316	\$122,571	\$1,040	\$123,611
Fixed Assets	\$0	\$0	\$0	\$0	\$0
Other Financing Uses	\$5,345	\$0	\$0	\$0	\$0
Equity	\$0	\$0	\$0	\$0	\$0
Intrafund	\$10	\$0	\$0	\$0	\$0
Contingencies	\$0	\$0	\$0	\$0	\$0
Gross Costs	\$335,293	\$347,001	\$359,662	\$46,927	\$406,589
Fund Balance	\$0	\$0	\$0	\$0	\$0
Net County Cost	\$322,841	\$339,712	\$352,862	\$48,227	\$401,089

PROGRAM DISCUSSION

At the proposed level of funding, the Department can maintain the current level of service by utilizing most of the remaining funds rolled over from the two previous fiscal years. However, the loss of the agricultural assistant position because of previous budget cuts has significantly impacted the Department’s ability to implement its research and educational programs.

STAFFING RECOMMENDATIONS

Adopted Proposed Budget

Total current authorized positions— 3

There are no recommended changes to the current level of staffing.

Total recommended authorized positions— 3

Final Budget

There are no recommended changes to the current level of staffing.

BUDGET RECOMMENDATIONS

Adopted Proposed Budget

It is recommended that a budget of \$359,662 be approved for Cooperative Extension. This budget is funded from \$6,800 in estimated department revenue and a \$352,862 contribution from the General Fund. The Department anticipates the need of approximately \$32,000 of prior year General Fund net county cost savings to fully fund the projected 2013-2014 budget. The total General Fund net county cost savings will be included in the Final Budget.

Final Budget

The Department is requesting a decrease in revenue in the amount of \$1,300 due to a reduction in mileage reimbursement from San Joaquin County. The livestock advisor position is shared with San Joaquin County who reimburses the Department for the use of the County vehicle for work performed in San Joaquin County. The employee will be on a leave of absence, therefore not performing duties in San Joaquin County this Fiscal Year.

Departments that achieved savings in appropriations are able to carry forward 100% of their unused net county cost savings from prior fiscal years and 75% of their 2012-2013 net county cost savings. The UC Cooperative Extension is requesting an increase in appropriations of \$46,927 to reflect the carry forward of net county cost savings of \$48,227 earned in prior fiscal years. The Department is planning to use the entire amount to fund Fiscal Year 2013-2014 budget for the restoration of the 1% salary deduction, increased health care costs, and other operating costs.

STANISLAUS COUNTY, CALIFORNIA
Fiscal Year 2013-2014
PUBLIC RESOURCES
Agricultural Education



UC COOPERATIVE EXTENSION—FARM AND HOME ADVISORS RESEARCH TRUST

Budget Unit 1766 0021401
 Special Revenue Fund

SERVICES PROVIDED

The Farm and Home Advisors Research Trust Fund provides support to UC Cooperative Extension's efforts to provide programs in agriculture and natural resources, 4-H youth development and nutrition, family and consumer sciences, and community resource development.

FUND/CASH BALANCE

As of July 1, 2013, this fund has a positive fund balance of \$52,843 compared to the July 1, 2012 positive balance of \$65,410. The decrease in fund balance is attributed to the Department's strategy to fund applied research and education projects using available fund balance. Cash is tracking similar to fund balance.

Cooperative Extension - Farm & Home Advisors Res					
Classification	2011-2012 Actual	2012-2013 Actual	2013-2014 Adopted Proposed	2013-2014 Recommended Adjustments	2013-2014 Recommended Final Budget
Taxes	\$0	\$0	\$0	\$0	\$0
Licenses, Permits, Franchises	\$0	\$0	\$0	\$0	\$0
Fines, Forfeitures, Penalties	\$0	\$0	\$0	\$0	\$0
Revenue from use of Assets	\$0	\$0	\$0	\$0	\$0
Intergovernmental Revenue	\$0	\$0	\$0	\$0	\$0
Charges for Service	\$0	\$0	\$0	\$0	\$0
Miscellaneous Revenue	\$0	\$0	\$0	\$0	\$0
Other Financing Sources	\$0	\$0	\$0	\$0	\$0
Total Revenue	\$0	\$0	\$0	\$0	\$0
Salaries and Benefits	\$0	\$0	\$0	\$0	\$0
Services and Supplies	\$5,530	\$7,037	\$23,315	\$0	\$23,315
Other Charges	\$0	\$0	\$0	\$0	\$0
Fixed Assets	\$0	\$0	\$0	\$0	\$0
Other Financing Uses	\$0	\$0	\$0	\$0	\$0
Equity	\$0	\$0	\$0	\$0	\$0
Intrafund	\$0	\$0	\$0	\$0	\$0
Contingencies	\$0	\$0	\$0	\$0	\$0
Gross Costs	\$5,530	\$7,037	\$23,315	\$0	\$23,315
Fund Balance	\$5,530	\$7,037	\$23,315	\$0	\$23,315
Net County Cost	\$0	\$0	\$0	\$0	\$0

PROGRAM DISCUSSION

At the proposed level of funding, the Department can maintain the current level of service.

STAFFING RECOMMENDATIONS

Adopted Proposed Budget

Total current authorized positions— 0

Final Budget

There are no recommended changes to the current level of staffing.

BUDGET RECOMMENDATIONS

Adopted Proposed Budget

It is recommended that a budget of \$23,315 be approved for Cooperative Extension - Farm Home Extension. This budget is funded from \$23,315 in estimated departmental fund balance.

Final Budget

There are no recommended changes in funding to this budget.



A Well Planned Infrastructure System

Environmental Resources
Parks and Recreation
Planning and Community Development
Public Works

A Well Planned Infrastructure System

A well planned infrastructure system is essential to the quality of life for the residents of Stanislaus County and to the maintenance and expansion of a robust economy. A clean water source is imperative for sustaining agricultural and industrial economies as well as the natural environment. Improving water quality and availability and promoting effective liquid and solid waste disposal will improve not only the quality of life for residents, but also protect natural resources. Developing a regional approach to transportation circulation will help improve residents' ability to navigate through the community and support the movement of goods and services.



- ◆ The Department of Environmental Resources strives to improve the quality of life for the community through education, investigation and inspection services in Hazardous Materials, Solid Waste Management, Landfill Operations, Environmental Health and Milk and Dairy;
- ◆ The Parks and Recreation Department acquires, develops, and maintains recreation areas serving every segment of society, including the disabled and the economically disadvantaged, in ways that will provide the best possible experience for people to enjoy the outdoors at the most reasonable cost;
- ◆ The Planning and Community Development Department provides information and assistance to the general public on land use issues, administers building permit services, and provides administrative assistance to the Stanislaus County Successor and Successor Housing Agencies (of the former Stanislaus County Redevelopment Agency); and
- ◆ The Public Works Department provides regional transportation planning, construction and management of roads and bridges, and operation of inter-city transit services.

FISCAL YEAR 2013-2014 ISSUES

The 2013-2014 Final Budget recommends \$134,084,966 in appropriations for this priority area. These expenditures are funded by a combination of \$122,342,834 in department revenue, \$3,856,650 in a General Fund contribution and \$7,885,482 in fund balance/retained earnings.

The Department of Environmental Resources will continue to provide for mandated education, investigation and inspection services for programs. The Department of Parks and Recreation will continue to maintain the identified parks and facilities at the current level of service. Re-evaluating priorities and adjusting the workforce to the priorities identified will result in the continued ability to efficiently carry out their mission and provide basic levels of services at all general funded neighborhood parks, cemeteries, bridges, County Centers and office buildings, Woodward Reservoir and Modesto Reservoir Regional Parks.

The Planning and Community Development focus for the upcoming fiscal year is on maintaining core services while fulfilling all State and Federal mandated requirements relating to land use activities, building codes, special revenue grants, and the administration of the Stanislaus County Successor and Successor Housing Agencies (of the former Stanislaus County Redevelopment Agency).

The Department of Public Works, funded through Federal, State and local transportation funding sources, expects to maintain the County's roadway system in a reasonably safe and cost-effective manner. This includes repairs, improvements, and preventive maintenance performed on an annual basis. The Public Works – Road & Bridge budget includes funding of \$44 million for two significant roads projects: State Route 99/Kiernan Interchange and Claribel Road Widening.



A Well Planned Infrastructure System

Recommended Appropriations Fiscal Year 2013-2014



Five Year Comparison of Appropriations Final Budget





A Well Planned Infrastructure System

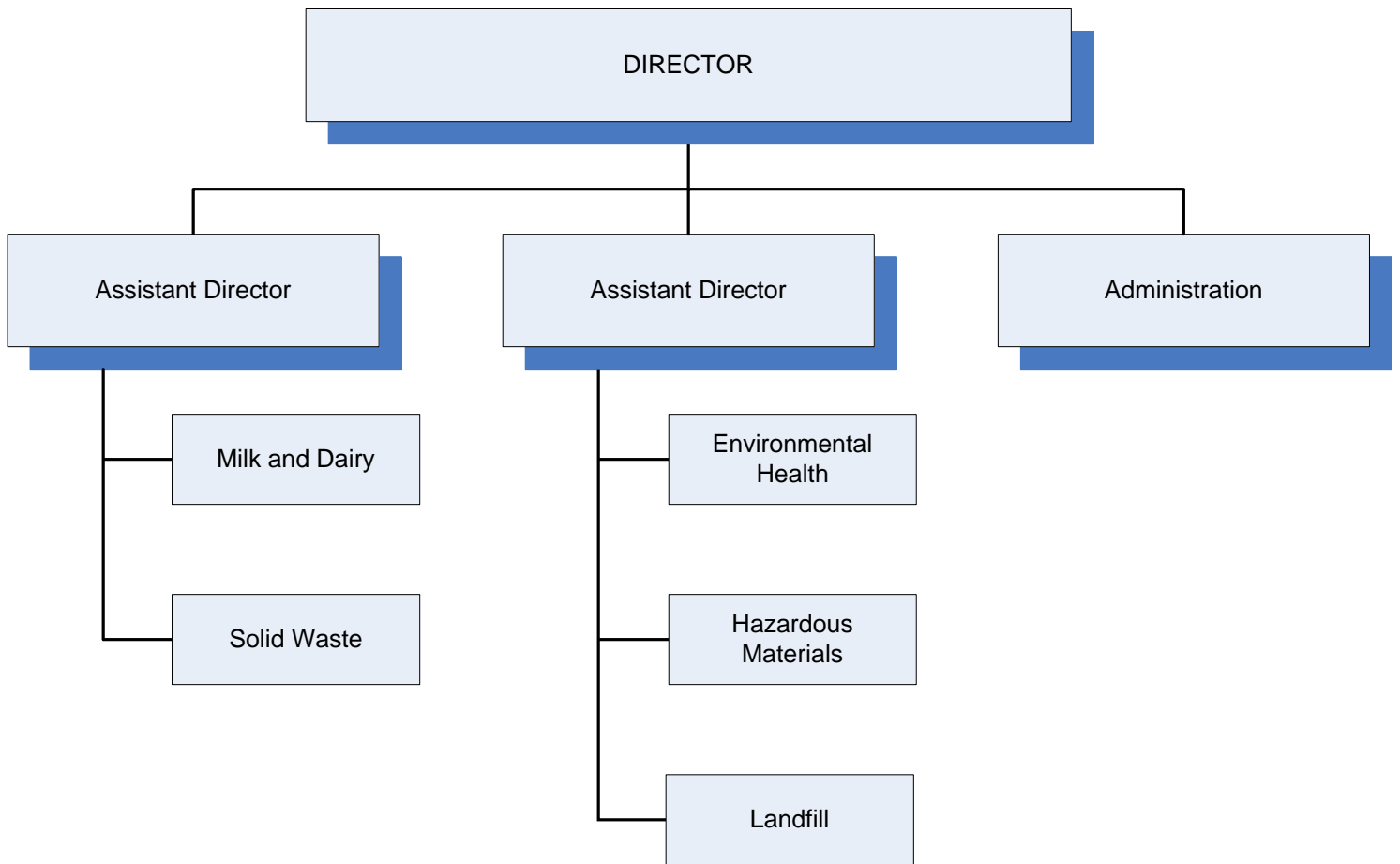
PAGE				Recommended 2013-2014
ENVIRONMENTAL RESOURCES				\$21,482,557
	Fund	Org		
373	1001	0034100	Environmental Resources	\$7,928,599
376	1004	0034204	AB 939 - Source Reduction and Recycle	\$920,000
379	1014	0034234	Abandoned Vehicle Abatement	\$60,543
381	1010	0034211	Beverage Container Recycling	\$32,002
384	1005	0034205	Disclosure Program	\$405,000
386	1015	0034236	E-Waste Collection Facility	\$58,700
388	4021	0041100	Fink Road Landfill	\$8,799,285
391	1011	0034225	Food Processing By-Products	\$0
393	4031	0041200	Geer Road Landfill	\$1,741,550
395	1002	0034202	Household Hazardous Waste	\$764,300
397	1009	0034209	Trust Fund	\$53,747
399	1006	0034206	Underground Storage Tank Pilot Program	\$258,970
401	1008	0034207	Used Oil Recycling	\$178,272
403	1003	0034203	Vehicle Registration Fee Surcharge	\$124,300
405	1012	0034200	Waste Tire Enforcement Grant	\$157,289
407	4061	0034810	Waste-to-Energy	\$0
PARKS AND RECREATION				\$5,067,623
	Fund	Org		
412	0100	0035110	Parks and Recreation	\$4,794,862
415	1727	0035452	Fish and Wildlife	\$26,685
417	1728	0035453	Modesto Reservoir Patrol	\$100,000
419	1702	0035450	Off-Highway Vehicle Fund	\$0
421	0100	0035430	Parks Master Plan	\$0
423	1694	0035701	Regional Water Safety Training Center	\$24,650
425	0100	0035420	Tuolumne River Regional Park	\$121,426
PLANNING AND COMMUNITY DEVELOPMENT				\$7,777,106
	Fund	Org		
430	0100	0025101	Planning and Community Development	\$1,915,456
432	1206	0040400	Building Permits	\$1,704,180
434	1746	0043290	Dangerous Building Abatement	\$40,000
436	179A	0025521	General Plan Maintenance	\$126,000
438	2061	0025700	Redevelopment Agency	\$0
440	2062	0025780	Redevelopment Agency- Housing Set Aside	\$0
442	178D	0025601	Salida Planning Efforts	\$0
444	1717	0025450	Special Revenue Grants	\$3,991,470
447	1250	0013401	Successor Housing Agency	\$0



A Well Planned Infrastructure System

PAGE				Recommended 2013-2014
PUBLIC WORKS				\$99,757,680
	Fund	Org		
451	1201	0040001	Administration	\$1,470,310
453	1202	0040249	Engineering	\$4,150,032
456	4001	0041510	Local Transit System	\$9,571,371
459	5121	0042100	Morgan Shop	\$4,063,228
462	1101	0040399	Road and Bridge	\$80,502,739
TOTAL				\$134,084,966

STANISLAUS COUNTY ENVIRONMENTAL RESOURCES



Revised April 2013

**STANISLAUS COUNTY, CALIFORNIA
Fiscal Year 2013-2014**



**PUBLIC RESOURCES
Other Protection**

**ENVIRONMENTAL RESOURCES
Jami Aggers, Director**

BUDGET AT A GLANCE

Gross Costs	\$21,482,557
Total Revenue	\$17,018,918
Fund Balance/Retained Earnings	\$4,047,381
Net County Cost	\$416,258
Total Recommended Staffing	81
% Funded by Local Discretionary Funds	1.9%

MISSION STATEMENT

The Department of Environmental Resources strives to promote a safe and healthy environment and improve the quality of life in our community through a balance of science, education, partnerships and environmental regulation.

ACCOMPLISHMENTS AND OBJECTIVES

The Accomplishments of 2012-2013 and Objectives for the 2013-2014 Fiscal Year for the Department of Environmental Resources include:

FISCAL YEAR 2012-2013 ACCOMPLISHMENTS	FISCAL YEAR 2013-2014 OBJECTIVES
<ul style="list-style-type: none"> ◆ Met or exceeded State and Federal mandates for all programs. ◆ Implemented State mandated Safe Body Art Act. ◆ Implemented California Electronic Reporting System requirements for facilities that store hazardous materials. ◆ Met the December 2012 final submittal deadlines of the Geer Road Landfill Cease & Desist Order, issued in April 2011. ◆ Worked cooperatively with the Regional Agency Cities toward the development of Waste Disposal Agreements to assist in future planning efforts. ◆ Secured Regional Water Quality Control Board approval to begin waste placement in the Fink Road Landfill, Cell 5. 	<ul style="list-style-type: none"> ◆ Implement the County's new groundwater mining ordinance. ◆ Implement the State mandated Commercial Recycling Program (AB 341). ◆ Implement the State mandated Cottage Food Operations Program. ◆ Begin the process to develop plans and specifications for Ash Cell 4 at the Fink Road Landfill.

BUDGETS WITHIN ENVIRONMENTAL RESOURCES INCLUDE:

- ◆ Environmental Resources
- ◆ AB 939/Source Reduction and Recycle
- ◆ Abandoned Vehicle Abatement
- ◆ Beverage Container Recycling
- ◆ Disclosure Program
- ◆ E-Waste Collection Facility

- ◆ Fink Road Landfill
- ◆ Food Processing By-Products
- ◆ Geer Road Landfill
- ◆ Household Hazardous Waste
- ◆ Trust Fund
- ◆ Underground Storage Tank Pilot Program
- ◆ Used Oil Recycling
- ◆ Vehicle Registration Fee Surcharge
- ◆ Waste Tire Enforcement Grant
- ◆ Waste-to-Energy



ENVIRONMENTAL RESOURCES

Budget Unit 1001 0034100

Special Revenue Fund

SERVICES PROVIDED

The Department of Environmental Resources (DER) provides for State and local mandated education, investigation, inspection services, and operations in the following programs: Environmental Health; Hazardous Materials; Solid Waste Management; Landfill Operations; and Milk and Dairy. The following are examples of various elements of these programs.

Environmental Health

- ◆ Food Safety – Restaurants, Markets, Bars, Cottage Food, School Cafeterias
- ◆ Food Safety – Food Vehicles, Temporary Food Facilities, and Itinerant Swap Meet Stands
- ◆ Recreational Health – Public Swimming Pools, Spas, and Interactive Water Features
- ◆ Water Wells and Small Public Water Systems
- ◆ Onsite Wastewater Treatment (Septic and Aerobic Systems) and Pumper Trucks
- ◆ Land Use
- ◆ Employee and Residential Housing
- ◆ Jail Inspections
- ◆ Lead – Elevated Blood Level Complaints
- ◆ Body Art
- ◆ Nuisance Abatement
- ◆ Zoning Enforcement
- ◆ Graffiti Abatement
- ◆ Abandoned Vehicle Abatement

Hazardous Materials

- ◆ Business Plans
- ◆ Hazardous Waste Generators/Tiered Permitting
- ◆ Household Hazardous Waste
- ◆ Medical Waste
- ◆ Site Mitigation
- ◆ Above Ground and Underground Storage Tanks
- ◆ Emergency Response
- ◆ Community Preparedness
- ◆ California Accidental Release Prevention
- ◆ Electronic Waste

Solid Waste Management

- ◆ Integrated Waste Management Planning
- ◆ Administration of Refuse Collection Contracts
- ◆ Curbside Recycling and Bulky-Item Collection Program
- ◆ Refuse Ordinance Enforcement
- ◆ Nuisance Abatement
- ◆ Administration of Waste-to-Energy Service Agreement
- ◆ Food Processing By-Products Reuse Program

- ◆ Used Oil Program
- ◆ Recycling Program
- ◆ Waste Tire Enforcement Program
- ◆ Administration of the Recycling Market Development Zone

Landfill Operations

- ◆ Landfill Services for Municipal Solid Waste Disposal for the Communities of Stanislaus County
- ◆ Divert Materials from Disposal Including Electronic Waste (E-Waste), Tires, and Appliances (White Goods)
- ◆ Abatement for Illegal Roadside Dumping
- ◆ Oversight of the County's Closed Geer Road Landfill

Milk and Dairy

- ◆ Permitting, Inspection, and Education Services for Grade A, B Dairies
- ◆ Milk Sampling at Dairies and Retail Markets

FUND/CASH BALANCE

As of July 1, 2013, this fund has a positive fund balance of \$5,946,094 compared to the July 1, 2012 positive balance of \$4,738,751. This is primarily due to the Director and Assistant Director positions that were vacant for approximately eight months of the fiscal year. The Department anticipates using \$702,352 of fund balance in Fiscal Year 2013-2014 and for the next several years in order to lessen the impact of fee increases on businesses while still funding increasing costs. Fund balance is used to fund the replacement of fixed assets, as well as the cash out liabilities for retirees and employees who leave County service. Cash is tracking similar to fund balance.

Environmental Resources					
Classification	2011-2012 Actual	2012-2013 Actual	2013-2014 Adopted Proposed	2013-2014 Recommended Adjustments	2013-2014 Recommended Final Budget
Taxes	\$0	\$0	\$0	\$0	\$0
Licenses, Permits, Franchises	\$0	\$0	\$0	\$0	\$0
Fines, Forfeitures, Penalties	\$49,251	\$43,128	\$1,500	\$0	\$1,500
Revenue from use of Assets	\$12	\$1	\$0	\$0	\$0
Intergovernmental Revenue	\$319,273	\$419,681	\$260,000	\$0	\$260,000
Charges for Service	\$6,467,512	\$6,074,272	\$5,942,489	\$0	\$5,942,489
Miscellaneous Revenue	\$15,013	\$10,247	\$0	\$0	\$0
Other Financing Sources	\$622,626	\$621,112	\$606,000	\$0	\$606,000
Total Revenue	\$7,473,687	\$7,168,441	\$6,809,989	\$0	\$6,809,989
Salaries and Benefits	\$5,911,440	\$5,499,728	\$6,735,670	\$0	\$6,735,670
Services and Supplies	\$368,331	\$344,350	\$502,530	\$0	\$502,530
Other Charges	\$449,066	\$460,454	\$510,399	\$0	\$510,399
Fixed Assets					
Equipment	\$39,688	\$24,845	\$0	\$0	\$0
Other Financing Uses	\$176,824	\$0	\$180,000	\$0	\$180,000
Equity	\$0	\$0	\$0	\$0	\$0
Intrafund	\$0	\$0	\$0	\$0	\$0
Contingencies	\$0	\$0	\$0	\$0	\$0
Gross Costs	\$6,945,349	\$6,329,377	\$7,928,599	\$0	\$7,928,599
Fund Balance	(\$944,596)	(\$1,255,322)	\$702,352	\$0	\$702,352
Net County Cost	\$416,258	\$416,258	\$416,258	\$0	\$416,258

PROGRAM DISCUSSION

At the proposed level of funding, the Department will continue to provide for mandated education, investigation and inspection services for programs. All mandates will be achieved in a manner that protects the health and safety of the citizens of Stanislaus County and the environment.

On October 6, 2011, the State adopted Mandatory Commercial Recycling (AB 341) which required businesses generating 4 cubic yards or more of waste per week and multi-family communities with 5 or more units, to arrange for recycling services. As per the regulation, the Department is required to provide outreach, education and monitoring of qualifying businesses. The Department has developed a database to track the implementation of the commercial recycling program by businesses and multi-family residences. For Fiscal Year 2013-2014, the Department will continue these efforts required by the State which will result in additional staff costs. The Department is requesting to restore an unfunded Sr. Environmental Health Specialist to adequately address the new mandatory commercial recycling program along with other duties that have been reassigned to staff during this vacancy. Funding for this position will come from Solid Waste Franchise fees.

In September 2012, Assembly Bill (AB) 1616, (Cottage Food Operations, Division 104, Part 7, Chapter 11.5 of the California Health and Safety Code) was signed into law by Governor Jerry Brown and became effective on January 1, 2013. The law sets minimum sanitation, registration, and permitting standards for cottage food operations, also referred to as the Homemade Food Act. The bill also places limitations on cottage food operation's gross annual sales amounts. Under Cottage Food Operations law, residents can produce limited non-potentially hazardous foods (e.g., baked goods, jams, and fruit tamales) in their home kitchens and sell them. Previously, food stored or prepared in a private home was prohibited from being used or offered for sale in a food facility. The Department will implement regulatory authority by way of permit issuances and registrations, annual inspections and re-inspections, complaint responses, and outreach and education. Fees have been developed to reimburse the Department for costs associated with this program.

STAFFING RECOMMENDATIONS

Adopted Proposed Budget

The Department is requesting to restore one unfunded Senior Environmental Health Specialist position to adequately address the new Mandatory Commercial Recycling Program (AB 341) and to provide succession planning in the Solid Waste Management Program.

Total current authorized positions— 66

It is recommended to restore one unfunded Senior Environmental Health Specialist position.

Total recommended authorized positions— 67

Final Budget

There are no recommended changes to the current level of staffing.

BUDGET RECOMMENDATIONS

Adopted Proposed Budget

It is recommended that a budget of \$7,928,599 be approved for Environmental Resources. This budget is funded from \$6,809,989 is estimated department revenue, a \$416,258 contribution from the General Fund, and \$702,352 in departmental fund balance.

Final Budget

There are no recommended changes in funding to this budget.



ENVIRONMENTAL RESOURCES—AB939/SOURCE REDUCTION AND RECYCLE

Budget Unit 1004 0034204
Special Revenue Fund

SERVICES PROVIDED

In 1989, California's Integrated Waste Management Act (AB 939) mandated a reduction in waste being disposed of in landfills and established an integrated framework for program implementation, solid waste planning, and solid waste facility and landfill compliance. The AB 939/Source Reduction and Recycle fund is funded through a \$3.00 per ton surcharge on waste disposed at the Waste to Energy Facility. The Department of Environmental Resources provides all reporting required by AB 939 for the County and each of the incorporated cities excluding the City of Modesto. In addition, AB 939 commits Stanislaus County and the participating cities to a list of programs designed to meet the legislation's goals for source reduction, recycling, and education.

FUND/CASH BALANCE

As of July 1, 2013, this fund has a positive fund balance of \$1,776 compared to the July 1, 2012 fund balance of \$48,118. Funds are traditionally transferred from this budget to the Environmental Resources main operating budget at the end of the fiscal year for staff costs associated with this budget.

As stated in the Adopted Proposed Budget, cash was tracking similar to fund balance as of July 1, 2013. The actual cash balance as of July 1, 2013 is \$131,608, compared to the July 1, 2012 positive balance of \$48,118. The variance is due to the timing of the fourth quarter reimbursement payments to the cities.

Environmental Resources - AB 939					
Classification	2011-2012 Actual	2012-2013 Actual	2013-2014 Adopted Proposed	2013-2014 Recommended Adjustments	2013-2014 Recommended Final Budget
Taxes	\$0	\$0	\$0	\$0	\$0
Licenses, Permits, Franchises	\$0	\$0	\$0	\$0	\$0
Fines, Forfeitures, Penalties	\$0	\$0	\$0	\$0	\$0
Revenue from use of Assets	\$2,887	\$1,850	\$5,000	\$0	\$5,000
Intergovernmental Revenue	\$0	\$0	\$20,000	\$0	\$20,000
Charges for Service	\$729,043	\$787,156	\$895,000	\$0	\$895,000
Miscellaneous Revenue	\$163	\$0	\$0	\$0	\$0
Other Financing Sources	\$0	\$0	\$0	\$0	\$0
Total Revenue	\$732,093	\$789,006	\$920,000	\$0	\$920,000
Salaries and Benefits	\$0	\$0	\$0	\$0	\$0
Services and Supplies	\$397,247	\$490,983	\$478,500	\$0	\$478,500
Other Charges	\$298,197	\$344,831	\$371,500	\$0	\$371,500
Fixed Assets					
Equipment	\$0	\$0	\$70,000	\$0	\$70,000
Other Financing Uses	\$0	\$0	\$0	\$0	\$0
Equity	\$0	\$0	\$0	\$0	\$0
Intrafund	\$0	\$0	\$0	\$0	\$0
Contingencies	\$0	\$0	\$0	\$0	\$0
Gross Costs	\$695,444	\$835,814	\$920,000	\$0	\$920,000
Fund Balance	(\$36,649)	\$46,808	\$0	\$0	\$0
Net County Cost	\$0	\$0	\$0	\$0	\$0

PROGRAM DISCUSSION

At the proposed level of funding, the Department can adequately provide services and perform activities in support of education and outreach to promote source reduction, reuse and recycling. These efforts include recycling and anti-litter programs presented to over 1,200 children through the pre-school, elementary, and junior high schools and the County libraries. The Department participates with the Regional Recycling Group, which promotes an annual Holiday Recycling Campaign, a telephone book recycling campaign and America Recycles Day events throughout the county. The Department also participates in several local annual events such as City of Modesto's Earth Day and City of Turlock's Green Week.

On October 6, 2011, the State adopted Mandatory Commercial Recycling (AB 341) which required businesses generating 4 cubic yards or more of waste per week and multi-family communities with 5 or more units, to arrange for recycling services. AB 341, an unfunded mandate, was implemented July 1, 2012 with informational notices and surveys mailed out to the 753 effected businesses informing them of the new law. Shortly thereafter informational notices and surveys were sent to the 57 multi-family residences with 5 or more units along with second notices to business. As per the regulation, the Department is required to provide outreach, education and monitoring of qualifying businesses. The Department has developed a database to track the implementation of the commercial recycling program by businesses and multi-family residences. For Fiscal Year 2013-2014, the Department will continue these efforts required by the State which will result in additional staff costs.

The Department will also develop and distribute the 2014 Recycling Calendar which showcases the winners of its Ninth Annual Recycling Poster contest which is open to kindergarten to eighth grade students in thirty-five Stanislaus County schools.

Confidential paper, non-confidential paper and/or corrugated cardboard is collected on a weekly, bi-monthly, monthly, or as-needed basis by Department staff from 35 Stanislaus County agency locations. As of March 22, 2013, approximately 50 tons of confidential paper, 38 tons of non-confidential paper, and 7 tons of corrugated cardboard were collected. Non-confidential paper and corrugated cardboard are provided as recyclable material for new paper products. Confidential paper destruction occurs at the Stanislaus Resource Recovery Facility to produce usable energy.

The Citizen's Guide to Recycling in Stanislaus County is a comprehensive directory of recycling options, opportunities, guidelines, and programs provided to the residents of Stanislaus County. The Recycling Guide is published in English and Spanish then distributed to the seven cities within the County, all County libraries, several classrooms including ESL, at numerous public events, and the three transfer stations operating in the County.

Recycling information and resources are continually updated at the Department's Recycling Web Site. The site includes the Recycling Guide, Recycling Events, Partners in Recycling, Recycling Programs, Frequently Asked Questions and Fun and Informative Links for the general public, children and educators. Contact information for the County's refuse haulers and current transfer station rates are also available.

In cooperation with General Services Agency Fleet Services, the Department will be replacing a 2001 Ford – 350 truck. This vehicle is used in the Departments paper recycling, confidential destruction and roadside clean-up programs. This 12 year old vehicle has over 140,000 miles and is currently experiencing an increase in maintenance costs. The cost of replacement is being funded in part by the San Joaquin Valley Air Pollution District Public Benefit Grant for the purchase of alternate fuel vehicles.

STAFFING RECOMMENDATIONS

Adopted Proposed Budget

Total current authorized positions— 0

Final Budget

There are no recommended changes to the current level of staffing.

BUDGET RECOMMENDATIONS

Adopted Proposed Budget

It is recommended that a budget of \$920,000 be approved for Environmental Resources – AB939/ Source Reduction and Recycle. This budget is funded from \$920,000 in estimated department revenue.

Final Budget

There are no recommended changes in funding to this budget.

STANISLAUS COUNTY, CALIFORNIA
Fiscal Year 2013-2014



PUBLIC RESOURCES
Other Protection

ENVIRONMENTAL RESOURCES—ABANDONED VEHICLE ABATEMENT

Budget Unit 1014 0034234
 Special Revenue Fund

SERVICES PROVIDED

The Abandoned Vehicle Abatement (AVA) Program responds to abandoned vehicle complaints on both public and private property resulting in the removal of many abandoned vehicles in the unincorporated areas of the County each year.

FUND/CASH BALANCE

As of July 1, 2013, this fund has a positive fund balance of \$118,329 compared to the July 1, 2012 positive balance of \$120,685. This decrease is the result of the number of abandoned vehicles found in Stanislaus County which equates to a decrease in overall revenue. Cash is tracking similar to fund balance.

Environmental Resources - Abandoned Vehicles					
Classification	2011-2012 Actual	2012-2013 Actual	2013-2014 Adopted Proposed	2013-2014 Recommended Adjustments	2013-2014 Recommended Final Budget
Taxes	\$0	\$0	\$0	\$0	\$0
Licenses, Permits, Franchises	\$0	\$0	\$0	\$0	\$0
Fines, Forfeitures, Penalties	\$0	\$0	\$0	\$0	\$0
Revenue from use of Assets	\$0	\$0	\$0	\$0	\$0
Intergovernmental Revenue	\$69,038	\$54,935	\$50,000	\$0	\$50,000
Charges for Service	\$245	\$175	\$0	\$0	\$0
Miscellaneous Revenue	\$0	\$0	\$0	\$0	\$0
Other Financing Sources	\$0	\$0	\$0	\$0	\$0
Total Revenue	\$69,283	\$55,110	\$50,000	\$0	\$50,000
Salaries and Benefits	\$2,208	\$0	\$0	\$0	\$0
Services and Supplies	\$5,509	\$668	\$7,300	\$0	\$7,300
Other Charges	\$83,934	\$56,798	\$53,243	\$0	\$53,243
Fixed Assets					
Equipment	(\$31,300)	\$0	\$0	\$0	\$0
Other Financing Uses	\$9	\$0	\$0	\$0	\$0
Equity	\$0	\$0	\$0	\$0	\$0
Intrafund	\$0	\$0	\$0	\$0	\$0
Contingencies	\$0	\$0	\$0	\$0	\$0
Gross Costs	\$60,360	\$57,466	\$60,543	\$0	\$60,543
Fund Balance	(\$8,923)	\$2,356	\$10,543	\$0	\$10,543
Net County Cost	\$0	\$0	\$0	\$0	\$0

PROGRAM DISCUSSION

At the proposed level of funding, the Department can maintain: abatement services within the unincorporated areas of Stanislaus County, DMV communication services from the California Department of Technology Services, preparation and submission of quarterly reports to Stanislaus County of Governments (StanCOG), participation in quarterly StanCOG Abandoned Vehicle Abatement Committee meetings, funding of independent biennial AVA audits as mandated by the State Controller's Office, and compliance with all mandates set forth in the Department of California Highway Patrol's

Abandoned Vehicle Abatement Program Handbook. To identify core services, the Department evaluated its agreement with StanCOG and reviewed the CHP Handbook. The Department is not aware of any proposed State/Federal imposed actions that will affect this budget. (AVA services are provided by two full-time Zoning Enforcement Officers)

STAFFING RECOMMENDATIONS

Adopted Proposed Budget

Total current authorized positions— 0

Final Budget

There are no recommended changes to the current level of staffing.

BUDGET RECOMMENDATIONS

Adopted Proposed Budget

It is recommended that a budget of \$60,543 be approved for Environmental Resources – Abandoned Vehicle Abatement. This budget is funded from \$50,000 in estimated department revenue and \$10,543 in departmental fund balance.

Final Budget

There are no recommended changes in funding to this budget.

STANISLAUS COUNTY, CALIFORNIA
Fiscal Year 2013-2014
PUBLIC RESOURCES
Other Protection



ENVIRONMENTAL RESOURCES—BEVERAGE CONTAINER RECYCLING

Budget Unit 1010 0034211
Special Revenue Fund

SERVICES PROVIDED

This program promotes source reduction, reuse and recycling of beverage containers, and provides public education specific to beverage container recycling. In the 1980's, Assembly Bill 2020 (AB 2020), more commonly known as the "Bottle Bill," was enacted. It was this legislation that created the point-of-purchase surcharge on most bottled beverages, such as soda pop, bottled water, wine coolers, beer, etc. Amendments to AB 2020 were made in 1999 prior to the "sunset" of the legislation. The most significant change for local government was the return of some of the surcharge monies to the local level for the enhancement of beverage container recycling efforts. More specifically, Section 14581 (a) (4) (A) of the Beverage Container Recycling and Litter Reduction Act was revised to require that \$10.5 million be returned annually to cities and counties on a per capita basis. Jurisdictions can apply for funds either individually or jointly. The goal of the Department's beverage container recycling programs is to reach and maintain an 80 percent recycling rate for all California Refund Value (CRV) beverage containers. Programs implemented by the Department will assist in reaching and maintaining this goal.

FUND/CASH BALANCE

As stated in the Adopted Proposed Budget, this fund was projected to have a positive fund balance of \$31,199 compared to \$31,199 on July 1, 2012. The actual fund balance as of July 1, 2013 is \$1,700, a significant decrease to the projected fund balance. This decrease is due to revenue being received late and posted into the new fiscal year. In Fiscal Year 2013-2014, the Department estimates using \$1,700 of fund balance. Cash is tracking similar to fund balance.

Environmental Resources - Beverage Container Recycling					
Classification	2011-2012 Actual	2012-2013 Actual	2013-2014 Adopted Proposed	2013-2014 Recommended Adjustments	2013-2014 Recommended Final Budget
Taxes	\$0	\$0	\$0	\$0	\$0
Licenses, Permits, Franchises	\$0	\$0	\$0	\$0	\$0
Fines, Forfeitures, Penalties	\$0	\$0	\$0	\$0	\$0
Revenue from use of Assets	\$0	\$0	\$0	\$0	\$0
Intergovernmental Revenue	\$61,000	\$0	\$29,462	\$840	\$30,302
Charges for Service	\$0	\$0	\$0	\$0	\$0
Miscellaneous Revenue	\$0	\$0	\$0	\$0	\$0
Other Financing Sources	\$0	\$0	\$0	\$0	\$0
Total Revenue	\$61,000	\$0	\$29,462	\$840	\$30,302
Salaries and Benefits	\$0	\$0	\$0	\$0	\$0
Services and Supplies	\$12,744	\$8,871	\$14,462	\$0	\$14,462
Other Charges	\$17,058	\$20,628	\$46,199	(\$28,659)	\$17,540
Fixed Assets	\$0	\$0	\$0	\$0	\$0
Other Financing Uses	\$0	\$0	\$0	\$0	\$0
Equity	\$0	\$0	\$0	\$0	\$0
Intrafund	\$0	\$0	\$0	\$0	\$0
Contingencies	\$0	\$0	\$0	\$0	\$0
Gross Costs	\$29,802	\$29,499	\$60,661	(\$28,659)	\$32,002
Fund Balance	(\$31,198)	\$29,499	\$31,199	(\$29,499)	\$1,700
Net County Cost	\$0	\$0	\$0	\$0	\$0

PROGRAM DISCUSSION

At the proposed level of funding, the Department can adequately provide services and perform activities associated with this program.

For Fiscal Year 2013-2014, these funds will pay for a portion of the costs associated with the activities and processes necessary to meet the States requirements of outreach, education and monitoring of AB 341, Mandatory Commercial Recycling. Costs include the printing, mailing and other distribution of an informational flyer/brochure and questionnaire notifying qualifying businesses of the State law. The questionnaire will provide the Department with recycling information to be used to monitor the program.

The Department will utilize program funds to maintain the level of outreach and education it provides to the residents of Stanislaus County. These efforts include recycling presentations to various civic groups, businesses, classrooms, and maintaining and staffing a booth at public events. A percentage of the Beverage Container funds will be used by the Department for staff costs accrued while implementing these programs.

STAFFING RECOMMENDATIONS

Adopted Proposed Budget

Total current authorized positions— 0

Final Budget

There are no recommended changes to the current level of staffing.

BUDGET RECOMMENDATIONS

Adopted Proposed Budget

It is recommended that a budget of \$60,661 be approved for Environmental Resources – Beverage Container Recycling. This budget is funded from \$29,462 in estimated department revenue and \$31,199 in departmental fund balance.

Final Budget

The Department is requesting an increase in revenue of \$840 and a decrease in appropriations of \$28,659 as a result of a lower than projected fund balance at proposed budget. This will result in a decreased use of available departmental fund balance.

STANISLAUS COUNTY, CALIFORNIA

Fiscal Year 2013-2014

PUBLIC RESOURCES

Other Protection



ENVIRONMENTAL RESOURCES—DISCLOSURE PROGRAM

Budget Unit 1005 0034205

Special Revenue Fund

SERVICES PROVIDED

The Disclosure Program provides for the State mandated inspection, enforcement and reporting required for businesses that store hazardous materials. Each applicable business must complete and submit a Business Plan to the Department and certify an annual inventory of chemicals they store onsite. Emergency response personnel are provided access to this information and it is continuously updated. These plans are an important tool for the protection of public health and the environment.

FUND/CASH BALANCE

As stated in the Adopted Proposed Budget, this fund was projected to have a positive fund balance of \$178,550 as of July 1, 2013 compared to the July 1, 2012 positive balance of \$233,323. This program is funded through fees to businesses and the fund balance is available to continue the program if resources decline. The actual fund balance as of July 1, 2013 is \$339,362, an increase to the projected fund balance. This is due to a calculation error at Proposed Budget. In Fiscal Year 2013-2014, the Department estimates using approximately \$54,000 of fund balance to purchase software that meets the State of California mandated electronic reporting requirements. Cash is tracking similar to fund balance.

Environmental Resources - Disclosure Program					
Classification	2011-2012 Actual	2012-2013 Actual	2013-2014 Adopted Proposed	2013-2014 Recommended Adjustments	2013-2014 Recommended Final Budget
Taxes	\$0	\$0	\$0	\$0	\$0
Licenses, Permits, Franchises	\$0	\$0	\$0	\$0	\$0
Fines, Forfeitures, Penalties	\$0	\$0	\$0	\$0	\$0
Revenue from use of Assets	\$3,875	\$1,793	\$0	\$0	\$0
Intergovernmental Revenue	\$0	\$0	\$0	\$0	\$0
Charges for Service	\$345,093	\$327,584	\$351,000	\$0	\$351,000
Miscellaneous Revenue	\$88	\$0	\$0	\$0	\$0
Other Financing Sources	\$0	\$0	\$0	\$0	\$0
Total Revenue	\$349,056	\$329,377	\$351,000	\$0	\$351,000
Salaries and Benefits	\$0	\$0	\$0	\$0	\$0
Services and Supplies	\$0	\$0	\$75,000	\$0	\$75,000
Other Charges	\$426,002	\$222,367	\$330,000	\$0	\$330,000
Fixed Assets	\$0	\$0	\$0	\$0	\$0
Other Financing Uses	\$0	\$0	\$0	\$0	\$0
Equity	\$0	\$0	\$0	\$0	\$0
Intrafund	\$0	\$0	\$0	\$0	\$0
Contingencies	\$0	\$0	\$0	\$0	\$0
Gross Costs	\$426,002	\$222,367	\$405,000	\$0	\$405,000
Fund Balance	\$76,946	(\$107,010)	\$54,000	\$0	\$54,000
Net County Cost	\$0	\$0	\$0	\$0	\$0

PROGRAM DISCUSSION

At this level of funding, the Department can maintain a level of service that provides oversight to the disclosure program. This level of service incorporates completing all inspections within mandatory timelines, as well as ensuring all regulated businesses are in compliance with applicable laws. Funds are appropriated for the purchase of software that meets the State of California mandated electronic reporting requirements.

STAFFING RECOMMENDATIONS

Adopted Proposed Budget

Total current authorized positions— 0

Final Budget

There are no recommended changes to the current level of staffing.

BUDGET RECOMMENDATIONS

Adopted Proposed Budget

It is recommended that a budget of \$405,000 be approved for Environmental Resources – Disclosure Program. This budget is funded from \$351,000 in estimated department revenue and \$54,000 in departmental fund balance.

Final Budget

There are no recommended changes in funding to this budget.

STANISLAUS COUNTY, CALIFORNIA

Fiscal Year 2013-2014

PUBLIC RESOURCES

Other Protection



ENVIRONMENTAL RESOURCES—E-WASTE COLLECTION FACILITY

Budget Unit 1015 0034236

Special Revenue Fund

SERVICES PROVIDED

This Electronic (E-Waste) Collection Facility Program is operated by the Department of Environmental Resources and is available to all the citizens who live within the cities and the unincorporated areas of Stanislaus County. This program provides for the diversion of electronic and universal waste from landfills and roadside dumping through the operation of a permanent E-Waste Collection Facility. Eligible items include most electronics with cords, computer monitors, televisions, microwaves, stereo equipment and household batteries. The E-Waste Collection Facility also accepts fluorescent tubes for disposal. The E-Waste Collection Facility is open throughout the year on Friday and Saturday for homeowners and Wednesday for small businesses to safely dispose of unwanted electronic waste.

FUND/CASH BALANCE

As of July 1, 2013, this fund has a zero fund balance compared to the July 1, 2012 positive balance of \$8,144. The E-Waste facility is funded through a special recyclables fund and the remaining expenses are funded through the Household Hazardous Waste fund leaving no fund balance. Cash is tracking similar to fund balance.

Environmental Resources - E-Waste Collection Facility					
Classification	2011-2012 Actual	2012-2013 Actual	2013-2014 Adopted Proposed	2013-2014 Recommended Adjustments	2013-2014 Recommended Final Budget
Taxes	\$0	\$0	\$0	\$0	\$0
Licenses, Permits, Franchises	\$0	\$0	\$0	\$0	\$0
Fines, Forfeitures, Penalties	\$0	\$0	\$0	\$0	\$0
Revenue from use of Assets	\$0	\$0	\$0	\$0	\$0
Intergovernmental Revenue	\$0	\$0	\$0	\$0	\$0
Charges for Service	\$38,425	\$37,691	\$58,700	\$0	\$58,700
Miscellaneous Revenue	\$0	\$0	\$0	\$0	\$0
Other Financing Sources	\$0	\$0	\$0	\$0	\$0
Total Revenue	\$38,425	\$37,691	\$58,700	\$0	\$58,700
Salaries and Benefits	\$0	\$0	\$0	\$0	\$0
Services and Supplies	\$8,879	\$21,786	\$21,000	\$0	\$21,000
Other Charges	\$37,690	\$24,049	\$37,700	\$0	\$37,700
Fixed Assets	\$0	\$0	\$0	\$0	\$0
Other Financing Uses	\$0	\$0	\$0	\$0	\$0
Equity	\$0	\$0	\$0	\$0	\$0
Intrafund	\$0	\$0	\$0	\$0	\$0
Contingencies	\$0	\$0	\$0	\$0	\$0
Gross Costs	\$46,569	\$45,835	\$58,700	\$0	\$58,700
Fund Balance	\$8,144	\$8,144	\$0	\$0	\$0
Net County Cost	\$0	\$0	\$0	\$0	\$0

PROGRAM DISCUSSION

Due to ongoing technological advancements, many electronic products become obsolete within a very short period of time, creating a large surplus of unwanted electronic products, or "E-Waste." Disposing

of E-Waste in landfills has the potential to cause severe human and environmental health impacts. To avoid these risks, the Electronic Waste Recycling Act (Senate Bill 50) was signed into law in 2004. Senate Bill 50 established and funded a program for consumers to return, recycle, and ensure safe and environmentally sound disposal of Covered Electronic Devices (CEDs). The Department of Toxic Substance Control (DTSC) has also adopted regulations (Chapter 23 of Title 22 of California Code of Regulations) designating E-Wastes as universal wastes.

At this level of funding, the Department can maintain electronic and universal waste disposal options for small businesses and residents of Stanislaus County.

STAFFING RECOMMENDATIONS

Adopted Proposed Budget

Total current authorized positions— 0

Final Budget

There are no recommended changes to the current level of staffing.

BUDGET RECOMMENDATIONS

Adopted Proposed Budget

It is recommended that a budget of \$58,700 be approved for Environmental Resources – E-Waste Collection Facility. This budget is funded from \$58,700 in estimated department revenue.

Final Budget

There are no recommended changes in funding to this budget.

STANISLAUS COUNTY, CALIFORNIA
Fiscal Year 2013-2014
PUBLIC RESOURCES
Public Ways



ENVIRONMENTAL RESOURCES—FINK ROAD LANDFILL

Budget Unit 4021 0041100
Enterprise Fund

SERVICES PROVIDED

The Fink Road Landfill provides landfill services for Class III municipal solid waste for all of Stanislaus County. Landfill services are also provided for the combustion ash that results from the transformation of municipal solid waste at the adjacent Waste-to-Energy Facility.

FUND/CASH BALANCE

As stated in the Adopted Proposed Budget, this fund was projected to have a positive retained earnings balance of \$16,750,261 as of July 1, 2013 compared to the July 1, 2012 positive balance of \$18,642,595. The actual fund balance as of July 1, 2013 is \$22,899,589, an increase to the projected fund balance. This is due to a capitalized asset entry at year-end for the completion of Cell 5. Additionally, this budget ended the year significantly under budget as the Department was very conservative with expenditures in the prior fiscal year. The retained earnings in this budget are consistent with the cash balance after final transfers to the post-closure account and accumulated depreciation are posted. The Department anticipates using \$2,972,285 of retained earnings to assist in balancing the 2013-2014 Final Budget.

Also stated in the Adopted Proposed Budget, this fund was projected to have a positive cash balance of \$6,993,036 as of July 1, 2013 compared to the positive cash balance of \$8,626,830 on July 1, 2012. The variance is due to interest earnings. The actual cash balance as of July 1, 2013 is \$9,366,938, an increase to the projected cash balance. This is due to lower expenditures and increased waste tonnage revenue that was not anticipated. The difference between retained earnings and cash balance is due to the assets that are listed on the balance sheet.

Environmental Resources - Fink Road Landfill					
Classification	2011-2012 Actual	2012-2013 Actual	2013-2014 Adopted Proposed	2013-2014 Recommended Adjustments	2013-2014 Recommended Final Budget
Taxes	\$0	\$0	\$0	\$0	\$0
Licenses, Permits, Franchises	\$0	\$0	\$0	\$0	\$0
Fines, Forfeitures, Penalties	\$0	\$0	\$0	\$0	\$0
Revenue from use of Assets	\$540,398	\$445,100	\$390,000	\$0	\$390,000
Intergovernmental Revenue	\$2,290	(\$2,290)	\$0	\$0	\$0
Charges for Service	\$4,276,058	\$5,075,482	\$5,317,000	\$0	\$5,317,000
Miscellaneous Revenue	\$312,138	\$4,601	\$120,000	\$0	\$120,000
Other Financing Sources	\$0	\$0	\$0	\$0	\$0
Total Revenue	\$5,130,884	\$5,522,893	\$5,827,000	\$0	\$5,827,000
Salaries and Benefits	\$1,088,221	\$1,123,123	\$1,324,320	\$0	\$1,324,320
Services and Supplies	\$1,277,859	\$1,407,294	\$4,100,025	\$0	\$4,100,025
Other Charges	\$928,201	\$994,305	\$1,392,047	\$0	\$1,392,047
Fixed Assets					
Buildings & Improvements	\$0	\$0	\$250,000	\$0	\$250,000
Equipment	(\$9,237)	\$3,038	\$557,000	\$0	\$557,000
Other Financing Uses	\$748,247	\$1,613,058	\$782,918	\$392,975	\$1,175,893
Equity	\$0	\$0	\$0	\$0	\$0
Intrafund	\$0	\$0	\$0	\$0	\$0
Contingencies	\$0	\$0	\$0	\$0	\$0
Gross Costs	\$4,033,291	\$5,140,818	\$8,406,310	\$392,975	\$8,799,285
Retained Earnings	(\$1,097,593)	(\$382,075)	\$2,579,310	\$392,975	\$2,972,285
Net County Cost	\$0	\$0	\$0	\$0	\$0

PROGRAM DISCUSSION

At the proposed level of funding, the Department of Environmental Resources will continue to provide adequate disposal capacity and landfill operations for all of Stanislaus County in compliance with State, Federal, regional, and local landfill requirements. Specific programs provided within this budget are the following: Class III municipal solid waste disposal, Class II combustion ash disposal, a roadside clean-up program, and a waste management unit closure program. The budget includes resources to meet the State's annual closure/post-closure requirements for both Fink and Geer Road Landfills.

The Department has budgeted \$807,000 in fixed assets for litter fencing improvements, heavy equipment repairs, and on-site well system. The Department anticipates that a required upgrade to the landfill gas collection system will cost an estimated \$500,000.

STAFFING RECOMMENDATIONS

Adopted Proposed Budget

Total current authorized positions— 15

There are no recommended changes to the current level of staffing.

Total current authorized positions— 15

Final Budget

The Department is requesting to unfund one vacant Landfill Equipment Operator III position.

Total current authorized positions— 15

It is recommended to unfund one vacant Landfill Equipment Operator III position.

Total recommended authorized positions— 14

BUDGET RECOMMENDATIONS

Adopted Proposed Budget

It is recommended that a budget of \$8,406,310 be approved for Environmental Resources – Fink Road Landfill. This budget is funded from \$5,827,000 in estimated department revenue and \$2,579,310 from retained earnings.

Final Budget

The Department is requesting an increase in appropriations in the amount of \$392,975 funded from department retained earnings, due to an increase in estimates for the Geer Road Landfill ongoing corrective action for remediation of groundwater contamination and the control of landfill gas. In December 2012, the County's consultant prepared updated estimates of the ongoing and future corrective action costs associated with the recommended expansion of the landfill gas system and replacement of the groundwater extraction and treatment system. The annual transfer from the Fink Road Landfill budget associated with the corrective action must be adjusted each year for the Consumer Price Index (CPI) and when cost estimates reflect a change. The County is required to make these annual transfers pursuant to a Pledge of Revenue Agreement between the County and the State Department of Resources Recycling and Recovery (CalRecycle).

STANISLAUS COUNTY, CALIFORNIA
Fiscal Year 2013-2014
PUBLIC RESOURCES
Other Protection



ENVIRONMENTAL RESOURCES—FOOD PROCESSING BY-PRODUCTS

Budget Unit 1011 0034225
 Special Revenue Fund

SERVICES PROVIDED

The Food Processing By-Product Research Program has been used to fund scientific research, supporting a Tentative Resolution with the Central Valley Regional Water Quality Control Board regarding the reuse of food processing by-products on permitted sites within the County. The Food Processing By-Products Research Project was funded through revenue generated from a \$0.10 per ton fee assessed for by-products received at permitted sites.

FUND/CASH BALANCE

This Research Program concluded during Fiscal Year 2010-2011 and remaining funds were refunded to program participants on a pro-rata basis according to the contributions that were made to zero out the fund.

Environmental Resources - Food Processing					
Classification	2011-2012 Actual	2012-2013 Actual	2013-2014 Adopted Proposed	2013-2014 Recommended Adjustments	2013-2014 Recommended Final Budget
Taxes	\$0	\$0	\$0	\$0	\$0
Licenses, Permits, Franchises	\$0	\$0	\$0	\$0	\$0
Fines, Forfeitures, Penalties	\$0	\$0	\$0	\$0	\$0
Revenue from use of Assets	(\$348)	(\$1)	\$0	\$0	\$0
Intergovernmental Revenue	\$0	\$0	\$0	\$0	\$0
Charges for Service	\$14	\$0	\$0	\$0	\$0
Miscellaneous Revenue	\$0	\$0	\$0	\$0	\$0
Other Financing Sources	\$0	\$0	\$0	\$0	\$0
Total Revenue	(\$334)	(\$1)	\$0	\$0	\$0
Salaries and Benefits	\$0	\$0	\$0	\$0	\$0
Services and Supplies	\$0	\$0	\$0	\$0	\$0
Other Charges	\$0	\$0	\$0	\$0	\$0
Fixed Assets	\$0	\$0	\$0	\$0	\$0
Other Financing Uses	\$0	\$0	\$0	\$0	\$0
Equity	\$0	\$0	\$0	\$0	\$0
Intrafund	\$0	\$0	\$0	\$0	\$0
Contingencies	\$0	\$0	\$0	\$0	\$0
Gross Costs	\$0	\$0	\$0	\$0	\$0
Fund Balance	\$334	\$1	\$0	\$0	\$0
Net County Cost	\$0	\$0	\$0	\$0	\$0

PROGRAM DISCUSSION

The Food Processing By-Product Research Program concluded on June 30, 2011. Including it in the 2013-2014 Proposed Budget meets a reporting requirement of the California State Controller's Office.

STAFFING RECOMMENDATIONS

Adopted Proposed Budget

Total current authorized positions— 0

Final Budget

There are no recommended changes to the current level of staffing.

BUDGET RECOMMENDATIONS

Adopted Proposed Budget

There is no Recommended Proposed Budget for Environmental Resources – Food Processing By-Products as the program is no longer active.

Final Budget

There are no recommended changes in funding to this budget.

STANISLAUS COUNTY, CALIFORNIA
Fiscal Year 2013-2014



PUBLIC RESOURCES
Public Ways

ENVIRONMENTAL RESOURCES—GEER ROAD LANDFILL

Budget Unit 4031 0041200
 Enterprise Fund

SERVICES PROVIDED

The Geer Road Landfill is no longer an active landfill. The facility stopped accepting waste in 1990 and went through an official closure in accordance with State requirements in 1995. The facility is now in a post-closure monitoring and maintenance mode.

FUND/CASH BALANCE

As stated in the Adopted Proposed Budget, this fund was projected to have a negative retained earnings balance of \$3,950,000 as of July 1, 2013 compared to the July 1, 2012 negative balance of \$3,953,351. This negative balance is a combination of the value of land and right of ways, cash, and the estimated cost of closure/post closure. The estimated cost of closure/post closure is in excess of \$5,600,000, which generates a negative balance. The actual fund balance as of July 1, 2013 is a positive \$237,838. This variance is due to a post-closing estimated cost of closure entry at year-end.

At the beginning of the fiscal year, funds are transferred from the Post-Closure account to the Geer Road Landfill Operating Fund to cover the estimated expenses for the upcoming year and any deficit from the prior fiscal year. At year-end, additional funds are transferred, if necessary, to end the year with no cash balance. The balance in the Post-Closure (6016) account has a positive \$954,261 as of July 1, 2013. These funds are available to transfer to the Operating Fund to fund the on-going post closure work required at this landfill.

Environmental Resources - Geer Road Landfill					
Classification	2011-2012 Actual	2012-2013 Actual	2013-2014 Adopted Proposed	2013-2014 Recommended Adjustments	2013-2014 Recommended Final Budget
Taxes	\$0	\$0	\$0	\$0	\$0
Licenses, Permits, Franchises	\$0	\$0	\$0	\$0	\$0
Fines, Forfeitures, Penalties	\$0	\$0	\$0	\$0	\$0
Revenue from use of Assets	(\$1,928)	\$6,742	\$0	\$0	\$0
Intergovernmental Revenue	\$0	\$0	\$0	\$0	\$0
Charges for Service	\$80	\$0	\$0	\$0	\$0
Miscellaneous Revenue	\$0	\$0	\$0	\$0	\$0
Other Financing Sources	\$693,628	\$2,669,734	\$1,741,550	\$0	\$1,741,550
Total Revenue	\$691,780	\$2,676,476	\$1,741,550	\$0	\$1,741,550
Salaries and Benefits	\$0	\$0	\$0	\$0	\$0
Services and Supplies	\$0	\$0	\$1,629,050	\$0	\$1,629,050
Other Charges	\$0	\$0	\$112,500	\$0	\$112,500
Fixed Assets	\$0	\$0	\$0	\$0	\$0
Other Financing Uses	\$0	\$0	\$0	\$0	\$0
Equity	\$0	\$0	\$0	\$0	\$0
Intrafund	\$0	\$0	\$0	\$0	\$0
Contingencies	\$0	\$0	\$0	\$0	\$0
Gross Costs	\$0	\$0	\$1,741,550	\$0	\$1,741,550
Retained Earnings	(\$691,780)	(\$2,676,476)	\$0	\$0	\$0
Net County Cost	\$0	\$0	\$0	\$0	\$0

PROGRAM DISCUSSION

At the proposed level of funding, the Department of Environmental Resources will continue to provide the required post-closure maintenance and monitoring. Included in the post-closure program are a groundwater protection program, a surface water protection program, underground gas control systems, and a groundwater extraction and treatment system. Beginning with Fiscal Year 2011-2012, the Department's costs for ongoing post-closure programs at this site increased significantly as the result of being issued a Cease and Desist Order by the Regional Water Quality Control Board (RWQCB). As such, post-closure funds have significantly declined and may be insufficient to cover operating expenses beyond Fiscal Year 2013-2014. In addition, these funds will be insufficient to cover the cost of \$2.015 million in capital improvements recommended in the Report of Waste Discharge submitted to the RWQCB in December 2012. As of the writing of this Proposed Budget, however, the County is awaiting reimbursement for recent expenses from multiple insurance companies for policies which the County holds that do not have pollution exclusion coverage. It is anticipated that payments may begin being received by May 31, 2013, and may exceed \$1 million. Payments which are being negotiated by Brown & Winters on behalf of the County, may also cover some of recommended capital improvements. If this does not occur or if these funds are insufficient to cover anticipated costs, the County and the site's co-owner, the City of Modesto, will need to identify additional funding.

STAFFING RECOMMENDATIONS

Adopted Proposed Budget

Total current authorized positions— 0

Final Budget

There are no recommended changes to the current level of staffing.

BUDGET RECOMMENDATIONS

Adopted Proposed Budget

It is recommended that a budget of \$1,741,550 be approved for Environmental Resources – Geer Road Landfill. This budget is funded from \$1,741,550 in estimated department revenue.

Final Budget

There are no recommended changes in funding to this budget.

STANISLAUS COUNTY, CALIFORNIA

Fiscal Year 2013-2014

PUBLIC RESOURCES

Other Protection



ENVIRONMENTAL RESOURCES—HOUSEHOLD HAZARDOUS WASTE

Budget Unit 1002 0034202

Special Revenue Fund

SERVICES PROVIDED

The Household Hazardous Waste Program is operated by the Department of Environmental Resources and is available to all the citizens who live within the cities and the unincorporated areas of Stanislaus County. This program provides for the diversion of household hazardous waste from sewer systems, landfills, and roadside dumping through the operation of a permanent household hazardous waste facility and mobile collection events. The permanent household hazardous collection facility is open throughout the year on Wednesday, Friday and Saturday for homeowners and approved Conditionally Exempt Small Quantity Generators (CESQG) to safely dispose of unwanted hazardous waste.

FUND/CASH BALANCE

As stated in the Adopted Proposed Budget, this fund was projected to have a positive fund balance of \$358,366 as of July 1, 2013 compared to the July 1, 2012 positive balance of \$333,487. The slight increase is the result of savings on operation and disposal costs. The actual fund balance as of July 1, 2013 is \$454,664, an increase to the projected fund balance. This is due to a decrease in program and staff costs that was not anticipated.

Also stated in the Adopted Propose Budget, cash was tracking similar to fund balance as of July 1, 2013. The actual cash balance as of July 1, 2013 is \$512,942, compared to the July 1, 2012 positive balance of \$330,186. This increase is due to a decrease in program and staff costs that was not anticipated. The difference between cash and fund balance is due to accounts payables that were set up in June.

Environmental Resources - Household Hazardous Waste					
Classification	2011-2012 Actual	2012-2013 Actual	2013-2014 Adopted Proposed	2013-2014 Recommended Adjustments	2013-2014 Recommended Final Budget
Taxes	\$0	\$0	\$0	\$0	\$0
Licenses, Permits, Franchises	\$0	\$0	\$0	\$0	\$0
Fines, Forfeitures, Penalties	\$0	\$0	\$0	\$0	\$0
Revenue from use of Assets	\$6,730	\$4,944	\$0	\$0	\$0
Intergovernmental Revenue	\$0	\$0	\$0	\$0	\$0
Charges for Service	\$739,429	\$799,315	\$763,000	\$0	\$763,000
Miscellaneous Revenue	\$2,362	\$2,149	\$1,300	\$0	\$1,300
Other Financing Sources	\$0	\$0	\$0	\$0	\$0
Total Revenue	\$748,521	\$806,408	\$764,300	\$0	\$764,300
Salaries and Benefits	\$0	\$0	\$0	\$0	\$0
Services and Supplies	\$211,570	\$264,885	\$296,310	\$0	\$296,310
Other Charges	\$423,512	\$421,426	\$467,990	\$0	\$467,990
Fixed Assets	\$0	\$0	\$0	\$0	\$0
Other Financing Uses	\$0	\$0	\$0	\$0	\$0
Equity	\$0	\$0	\$0	\$0	\$0
Intrafund	\$0	\$0	\$0	\$0	\$0
Contingencies	\$0	\$0	\$0	\$0	\$0
Gross Costs	\$635,082	\$686,311	\$764,300	\$0	\$764,300
Fund Balance	(\$113,439)	(\$120,097)	\$0	\$0	\$0
Net County Cost	\$0	\$0	\$0	\$0	\$0

PROGRAM DISCUSSION

At the proposed level of funding, the Department can maintain hazardous waste disposal options to County residents and Conditionally Exempt Small Quantity Generators. Many common household products are hazardous. If these products are handled or disposed of incorrectly, they can pose a threat to human health, animals and the environment. When these products are discarded, they become "household hazardous waste." In California, it is illegal to dispose of household hazardous waste in the trash, down the drain, or by abandonment. Household hazardous waste needs to be disposed of through a Household Hazardous Waste Program. At the proposed level of funding, the Department can maintain a level of service that provides oversight to the Household Waste Collection Program.

STAFFING RECOMMENDATIONS

Adopted Proposed Budget

Total current authorized positions— 0

Final Budget

There are no recommended changes to the current level of staffing.

BUDGET RECOMMENDATIONS

Adopted Proposed Budget

It is recommended that a budget of \$764,300 be approved for Environmental Resources – Household Hazardous Waste. This budget is funded from \$764,300 in estimated department revenue.

Final Budget

There are no recommended changes in funding to this budget.

STANISLAUS COUNTY, CALIFORNIA
Fiscal Year 2013-2014



PUBLIC RESOURCES
Other Protection

ENVIRONMENTAL RESOURCES—TRUST FUND

Budget Unit 1009 0034209
 Special Revenue Fund

SERVICES PROVIDED

This Stanislaus County Environmental Resources Trust Fund provides critical grant funding for environmental enforcement and/or the enhancement of the environment within the County of Stanislaus. All public agencies and non-profit organizations are eligible for the grants.

FUND/CASH BALANCE

As of July 1, 2013, this fund has a positive fund balance of \$54,461 compared to the July 1, 2012 positive balance of \$54,111. This slight increase is due to interest revenue. Available fund balance will be used to assist in balancing the 2013-2014 Adopted Final Budget. Cash is tracking similar to fund balance.

Environmental Resources - Trust Fund					
Classification	2011-2012 Actual	2012-2013 Actual	2013-2014 Adopted Proposed	2013-2014 Recommended Adjustments	2013-2014 Recommended Final Budget
Taxes	\$0	\$0	\$0	\$0	\$0
Licenses, Permits, Franchises	\$0	\$0	\$0	\$0	\$0
Fines, Forfeitures, Penalties	\$0	\$0	\$0	\$0	\$0
Revenue from use of Assets	\$617	\$342	\$0	\$0	\$0
Intergovernmental Revenue	\$0	\$0	\$0	\$0	\$0
Charges for Service	\$0	\$0	\$0	\$0	\$0
Miscellaneous Revenue	\$0	\$0	\$0	\$0	\$0
Other Financing Sources	\$0	\$0	\$0	\$0	\$0
Total Revenue	\$617	\$342	\$0	\$0	\$0
Salaries and Benefits	\$0	\$0	\$0	\$0	\$0
Services and Supplies	\$0	\$0	\$53,747	\$0	\$53,747
Other Charges	\$0	\$0	\$0	\$0	\$0
Fixed Assets	\$0	\$0	\$0	\$0	\$0
Other Financing Uses	\$0	\$0	\$0	\$0	\$0
Equity	\$0	\$0	\$0	\$0	\$0
Intrafund	\$0	\$0	\$0	\$0	\$0
Contingencies	\$0	\$0	\$0	\$0	\$0
Gross Costs	\$0	\$0	\$53,747	\$0	\$53,747
Fund Balance	(\$617)	(\$342)	\$53,747	\$0	\$53,747
Net County Cost	\$0	\$0	\$0	\$0	\$0

PROGRAM DISCUSSION

At the proposed level of funding, the Department of Environmental Resources will continue to support efforts that will benefit the natural environment and resources in Stanislaus County. The Stanislaus County Environmental Trust was created through a final judgment court order for the distribution of collected funds for local environmental law enforcement and to support efforts that will benefit the natural environment and resources in Stanislaus County. In Fiscal Year 2012-2013, the trust fund did not award any grants due to the low fund balance. This restricted the nature of the proposals that could

be accepted. If additional revenue is received, the Department will work with the Environment Trust Committee to determine if additional appropriations are needed to award grants.

STAFFING RECOMMENDATIONS

Adopted Proposed Budget

Total current authorized positions— 0

Final Budget

There are no recommended changes to the current level of staffing.

BUDGET RECOMMENDATIONS

Adopted Proposed Budget

It is recommended that a budget of \$53,747 be approved for Environmental Resources – Trust Fund. This budget is funded from \$53,747 in departmental fund balance.

Final Budget

There are no recommended changes in funding to this budget.

STANISLAUS COUNTY, CALIFORNIA
Fiscal Year 2013-2014
PUBLIC RESOURCES
Other Protection



ENVIRONMENTAL RESOURCES—UNDERGROUND STORAGE TANK PILOT PROGRAM

Budget Unit 1006 0034206
 Special Revenue Fund

SERVICES PROVIDED

The Underground Storage Tank Pilot Program is responsible for ensuring that all fuel releases from underground storage tanks (UST) are properly cleaned up and do not pose a risk to public health or groundwater. Currently, this program provides mitigation oversight of approximately 63 contaminated UST sites within Stanislaus County. The program provides for investigation and remediation oversight of underground storage tank petroleum release sites.

FUND/CASH BALANCE

As stated in the Adopted Proposed Budget, this fund was projected to have a zero fund balance as of July 1, 2013 compared to the July 1, 2012 positive balance of \$163,847. Program costs are reimbursed by the State and therefore at year-end the fund balance should be zero. The actual fund balance as of July 1, 2013 is a positive \$130,161, an increase over the projected balance. This is the result of the timing of receivables from the State of California for this departmental program.

Also stated in the Adopted Proposed Budget, cash was tracking similar to fund balance as of July 1, 2013. The actual cash balance as of July 1, 2013 is \$50,212, compared to the July 1, 2012 zero cash balance. The variance is due to the timing of payables that were outstanding at year-end.

Environmental Resources - Underground Storage Tank					
Classification	2011-2012 Actual	2012-2013 Actual	2013-2014 Adopted Proposed	2013-2014 Recommended Adjustments	2013-2014 Recommended Final Budget
Taxes	\$0	\$0	\$0	\$0	\$0
Licenses, Permits, Franchises	\$0	\$0	\$0	\$0	\$0
Fines, Forfeitures, Penalties	\$0	\$0	\$0	\$0	\$0
Revenue from use of Assets	\$670	\$1,805	\$0	\$0	\$0
Intergovernmental Revenue	\$229,730	\$224,048	\$258,970	\$0	\$258,970
Charges for Service	\$0	\$0	\$0	\$0	\$0
Miscellaneous Revenue	\$0	\$0	\$0	\$0	\$0
Other Financing Sources	\$0	\$0	\$0	\$0	\$0
Total Revenue	\$230,400	\$225,853	\$258,970	\$0	\$258,970
Salaries and Benefits	\$0	\$0	\$0	\$0	\$0
Services and Supplies	\$150	\$396	\$6,448	\$0	\$6,448
Other Charges	\$184,672	\$258,574	\$252,522	\$0	\$252,522
Fixed Assets	\$0	\$0	\$0	\$0	\$0
Other Financing Uses	\$0	\$0	\$0	\$0	\$0
Equity	\$0	\$0	\$0	\$0	\$0
Intrafund	\$0	\$0	\$0	\$0	\$0
Contingencies	\$0	\$0	\$0	\$0	\$0
Gross Costs	\$184,822	\$258,970	\$258,970	\$0	\$258,970
Fund Balance	(\$45,578)	\$33,117	\$0	\$0	\$0
Net County Cost	\$0	\$0	\$0	\$0	\$0

PROGRAM DISCUSSION

At the proposed level of funding, the Department can maintain a level of service for staff to review contaminated sites within the local oversight program a minimum of twice a year. Sites that pose a more serious threat to public health and groundwater will receive minimum quarterly review. Case reviews by staff include data analysis of submitted reports and preparation of regulatory guidance letters for additional work as necessary. This level of service allows the Department to continue to operate the program in a manner that protects public health and groundwater resources.

STAFFING RECOMMENDATIONS

Adopted Proposed Budget

Total current authorized positions— 0

Final Budget

There are no recommended changes to the current level of staffing.

BUDGET RECOMMENDATIONS

Adopted Proposed Budget

It is recommended that a budget of \$258,970 be approved for Environmental Resources – Underground Storage Tank Pilot Program. This budget is funded from \$258,970 in estimated department revenue.

Final Budget

There are no recommended changes in funding to this budget.

STANISLAUS COUNTY, CALIFORNIA
Fiscal Year 2013-2014
PUBLIC RESOURCES
Other Protection



ENVIRONMENTAL RESOURCES—USED OIL RECYCLING

Budget Unit 1008 0034207
 Special Revenue Fund

SERVICES PROVIDED

Oil Payment Program Funds are designated for public education and financial support of used oil and used oil filter recycling-related activities. Waste oil is a hazardous waste and these programs are intended to help prevent the improper release and contamination of soil and/or groundwater.

FUND/CASH BALANCE

As of July 1, 2013, this fund has a positive fund balance of \$96,072 compared to the July 1, 2012 positive balance of \$93,165. In Fiscal Year 2013-2014, the Department estimates using \$93,165 of fund balance. Cash is tracking similar to fund balance.

Environmental Resources - Used Oil Recycling					
Classification	2011-2012 Actual	2012-2013 Actual	2013-2014 Adopted Proposed	2013-2014 Recommended Adjustments	2013-2014 Recommended Final Budget
Taxes	\$0	\$0	\$0	\$0	\$0
Licenses, Permits, Franchises	\$0	\$0	\$0	\$0	\$0
Fines, Forfeitures, Penalties	\$0	\$0	\$0	\$0	\$0
Revenue from use of Assets	\$0	\$0	\$0	\$0	\$0
Intergovernmental Revenue	\$147,537	\$90,330	\$85,107	\$0	\$85,107
Charges for Service	\$0	\$2,055	\$0	\$0	\$0
Miscellaneous Revenue	\$596	\$0	\$0	\$0	\$0
Other Financing Sources	\$0	\$0	\$0	\$0	\$0
Total Revenue	\$148,133	\$92,385	\$85,107	\$0	\$85,107
Salaries and Benefits	\$0	\$0	\$0	\$0	\$0
Services and Supplies	\$72,739	\$54,083	\$52,766	\$0	\$52,766
Other Charges	\$74,100	\$35,395	\$125,506	\$0	\$125,506
Fixed Assets	\$0	\$0	\$0	\$0	\$0
Other Financing Uses	\$0	\$0	\$0	\$0	\$0
Equity	\$0	\$0	\$0	\$0	\$0
Intrafund	\$0	\$0	\$0	\$0	\$0
Contingencies	\$0	\$0	\$0	\$0	\$0
Gross Costs	\$146,839	\$89,478	\$178,272	\$0	\$178,272
Fund Balance	(\$1,294)	(\$2,907)	\$93,165	\$0	\$93,165
Net County Cost	\$0	\$0	\$0	\$0	\$0

PROGRAM DISCUSSION

At the proposed level of funding, the Department can adequately provide services and perform activities associated with this program.

For Fiscal Year 2013-2014, the 24 used oil collection sites will continue to receive a level of support they have come to expect from the Department. This site support consists of several in person visits and supplying appropriate signage and current educational and outreach materials. Of the 24 used oil collection sites, 22 also collect used oil filters.

Also during Fiscal Year 2013-2014, the Department will partner for a fourth year, with the cities of Modesto and Ceres and for the first year with Merced County in a month long used oil filter exchange event in July. This month long event will involve all of the O'Reilly Auto Part stores and AutoZone locations in the county.

The English as a Second Language (ESL) Used Oil outreach and education program will continue into its seventh year with a minimum of 10 classes.

Oil Payment Program funds will continue to support the County's Household Hazardous Waste facility. Program funds will be used to pay expenses incurred for the disposal and hauling of used oil and used oil filters, purchase supplies associated with the handling of used oil and used filters and for any equipment required to manage the collection of used oil and used filters. Program funds are also used to assist in the cost associated with the printing and distribution of the Household Hazardous Waste Disposal Guide which includes a listing of the County's Certified Collection Centers for used oil and used oil filters.

For the fifth year, the Department will partner with the cities of Modesto and Ceres in sponsoring and participating in "Go Green Night" with the Modesto Nuts baseball team at John Thurman field. The participating jurisdictions will have booths providing materials to inform residents on the recycling opportunities in the county for used oil and used oil filters, and educate residents on the consequences of improper disposal. Surveys will be conducted at this event to assist the Department in better assessing where additional outreach and education is necessary.

STAFFING RECOMMENDATIONS

Adopted Proposed Budget

Total current authorized positions— 0

Final Budget

There are no recommended changes to the current level of staffing.

BUDGET RECOMMENDATIONS

Adopted Proposed Budget

It is recommended that a budget of \$178,272 be approved for Environmental Resources – Used Oil Recycling. This budget is funded from \$85,107 in estimated department revenue and \$93,165 in departmental fund balance.

Final Budget

There are no recommended changes in funding to this budget.

STANISLAUS COUNTY, CALIFORNIA
Fiscal Year 2013-2014



PUBLIC RESOURCES
Other Protection

ENVIRONMENTAL RESOURCES—VEHICLE REGISTRATION FEE SURCHARGE

Budget Unit 1003 0034203
 Special Revenue Fund

SERVICES PROVIDED

The Vehicle Registration Fee Surcharge provides assistance in achieving a reduction in air emissions to improve air quality and protect the health and safety of County residents. In the early 1990's the Regional Air Pollution Control District was formed, leaving a fund balance of those fees previously collected with the Department of Environmental Resources. Interest earned on the fund balance is the only source of revenue to the Vehicle Registration Fee Surcharge fund.

FUND/CASH BALANCE

As of July 1, 2013, this fund has a positive fund balance of \$418,466 compared to the July 1, 2012 positive balance of \$416,313. Interest earned on the fund balance is the only source of revenue to the Vehicle Registration Fee Surcharge fund. The funds can be used to achieve a reduction in air emissions to improve air quality. The Department of Environmental Resources uses these funds to fund the difference between the cost of alternative fuel vehicles and gas vehicles and to fund emission upgrades for the Department's on- and off- road vehicles. Cash is tracking similar to fund balance.

Environmental Resources - Vehicle Registration Fee Surcharge					
Classification	2011-2012 Actual	2012-2013 Actual	2013-2014 Adopted Proposed	2013-2014 Recommended Adjustments	2013-2014 Recommended Final Budget
Taxes	\$0	\$0	\$0	\$0	\$0
Licenses, Permits, Franchises	\$0	\$0	\$0	\$0	\$0
Fines, Forfeitures, Penalties	\$0	\$0	\$0	\$0	\$0
Revenue from use of Assets	\$4,840	\$2,476	\$5,000	\$0	\$5,000
Intergovernmental Revenue	\$0	\$0	\$0	\$0	\$0
Charges for Service	\$0	\$0	\$0	\$0	\$0
Miscellaneous Revenue	\$0	\$0	\$0	\$0	\$0
Other Financing Sources	\$0	\$0	\$0	\$0	\$0
Total Revenue	\$4,840	\$2,476	\$5,000	\$0	\$5,000
Salaries and Benefits	\$0	\$0	\$0	\$0	\$0
Services and Supplies	\$0	\$0	\$124,300	\$0	\$124,300
Other Charges	\$42,955	\$0	\$0	\$0	\$0
Fixed Assets	\$0	\$0	\$0	\$0	\$0
Other Financing Uses	\$0	\$0	\$0	\$0	\$0
Equity	\$0	\$0	\$0	\$0	\$0
Intrafund	\$0	\$0	\$0	\$0	\$0
Contingencies	\$0	\$0	\$0	\$0	\$0
Gross Costs	\$42,955	\$0	\$124,300	\$0	\$124,300
Fund Balance	\$38,115	(\$2,476)	\$119,300	\$0	\$119,300
Net County Cost	\$0	\$0	\$0	\$0	\$0

PROGRAM DISCUSSION

At the proposed level of funding, the Department will continue to provide services in support of achieving a reduction in air emissions, funding mandated emissions upgrades for Parks and Recreation, Fink Road Landfill, and to assist with the purchase of alternative fuel vehicles.

The Department applied for grant funding to repower and retrofit certain equipment in Parks and Recreation and at the Fink Road Landfill. California Air Resources Board has notified the Department that there is some funding available to assist with the upgrades and remaining costs will be covered through these funds. The timing of receiving the grant funds is unknown, therefore, the Department is continuing to request funds at the same level as Fiscal Year 2012-2013.

STAFFING RECOMMENDATIONS

Adopted Proposed Budget

Total current authorized positions— 0

Final Budget

There are no recommended changes to the current level of staffing.

BUDGET RECOMMENDATIONS

Adopted Proposed Budget

It is recommended that a budget of \$124,300 be approved for Environmental Resources – Vehicle Registration Fee Surcharge. This budget is funded from \$5,000 in estimated department revenue and \$119,300 in departmental fund balance.

Final Budget

There are no recommended changes in funding to this budget.

STANISLAUS COUNTY, CALIFORNIA
Fiscal Year 2013-2014



PUBLIC RESOURCES
Other Protection

ENVIRONMENTAL RESOURCES—WASTE TIRE ENFORCEMENT GRANT

Budget Unit 1012 0034200
 Special Revenue Fund

SERVICES PROVIDED

The Waste Tire Enforcement Grant is used to conduct inspections, re-inspections, follow-ups, surveillance and enforcement of tire dealers, auto dismantlers, tire haulers, and other points of waste tire generation to ensure compliance with all applicable laws and regulations of these facilities. Waste Tire Enforcement funds are designated for performing initial and follow-up inspections for all waste tire generators, haulers, and waste tire storage facilities for all jurisdictions in Stanislaus County with the exception of the City of Modesto.

FUND/CASH BALANCE

As stated in the Adopted Proposed Budget, this fund was projected to have a positive fund balance of \$46,015 as of July 1, 2013, compared to the July 1, 2012 positive fund balance of \$46,015. The actual fund balance as of July 1, 2013 is \$40,289, a decrease to the projected fund balance. This decrease is due to the reimbursement of the final grant claim coming in lower than projected. The Department anticipates using \$40,289 of fund balance in Fiscal Year 2013-2014.

Also stated in the Adopted Proposed Budget, cash was tracking similar to fund balance as of July 1, 2013. The actual cash balance as of July 1, 2013 is a negative \$31,374, compared to the July 1, 2012 negative balance of \$22,669. This variance is attributed to the lag time associated with the State's reimbursement of the final grant claim. As reimbursement is received, this cash balance will become positive.

Environmental Resources - Waste Tire Enforcement Grant					
Classification	2011-2012 Actual	2012-2013 Actual	2013-2014 Adopted Proposed	2013-2014 Recommended Adjustments	2013-2014 Recommended Final Budget
Taxes	\$0	\$0	\$0	\$0	\$0
Licenses, Permits, Franchises	\$0	\$0	\$0	\$0	\$0
Fines, Forfeitures, Penalties	\$0	\$0	\$0	\$0	\$0
Revenue from use of Assets	\$0	\$0	\$0	\$0	\$0
Intergovernmental Revenue	\$109,060	\$102,244	\$117,000	\$0	\$117,000
Charges for Service	\$0	\$0	\$0	\$0	\$0
Miscellaneous Revenue	\$0	\$0	\$0	\$0	\$0
Other Financing Sources	\$0	\$0	\$0	\$0	\$0
Total Revenue	\$109,060	\$102,244	\$117,000	\$0	\$117,000
Salaries and Benefits	\$0	\$0	\$0	\$0	\$0
Services and Supplies	\$87	\$652	\$6,000	\$0	\$6,000
Other Charges	\$110,208	\$107,318	\$157,015	(\$5,726)	\$151,289
Fixed Assets	\$0	\$0	\$0	\$0	\$0
Other Financing Uses	\$0	\$0	\$0	\$0	\$0
Equity	\$0	\$0	\$0	\$0	\$0
Intrafund	\$0	\$0	\$0	\$0	\$0
Contingencies	\$0	\$0	\$0	\$0	\$0
Gross Costs	\$110,295	\$107,970	\$163,015	(\$5,726)	\$157,289
Fund Balance	\$1,235	\$5,726	\$46,015	(\$5,726)	\$40,289
Net County Cost	\$0	\$0	\$0	\$0	\$0

PROGRAM DISCUSSION

At the proposed level of funding, the Department can adequately provide services associated with this program. Through this program, the Department provides inspections, re-inspections, surveillance and enforcement of tire dealers, auto dismantlers, tire haulers and other points of waste tire generation to ensure compliance with all applicable laws and regulations at its facilities. For Fiscal Year 2012-2013 the Department conducted 188 inspections and with the upcoming award it is anticipated the Department will be able to conduct over 226 inspections; a 20% increase from the previous year. On November 11, 2012, the Department applied for and received notification of award from the California Department of Resources Recycling for the Waste Tire Enforcement Grant for Fiscal Year 2013-2014.

STAFFING RECOMMENDATIONS

Adopted Proposed Budget

Total current authorized positions— 0

Final Budget

There are no recommended changes to the current level of staffing.

BUDGET RECOMMENDATIONS

Adopted Proposed Budget

It is recommended that a budget of \$163,015 be approved for Environmental Resources – Waste Tire Enforcement Grant. This budget is funded from \$117,000 in estimated department revenue and \$46,015 in departmental fund balance.

Final Budget

The Department is requesting a decrease in appropriations of \$5,726 as a result of a lower than projected fund balance at proposed budget. This will result in a decreased use of departmental fund balance.

STANISLAUS COUNTY, CALIFORNIA
Fiscal Year 2013-2014



PUBLIC RESOURCES
Other Protection

ENVIRONMENTAL RESOURCES—WASTE-TO-ENERGY

Budget Unit 4061 0034810
 Enterprise Fund

SERVICES PROVIDED

The Waste-To-Energy (WTE) project provides for the transformation of refuse, generated by the County and its nine cities, at the Stanislaus Resource Recovery (WTE) Facility. The facility, operated by Covanta Stanislaus, Inc., transforms waste into energy and recovers metals in an efficient, cost effective, and environmentally sound manner. The facility provides a sound alternative to landfilling one hundred percent of the waste generated, and thus it preserves valuable landfill space.

Environmental Resources - Waste-To-Energy					
Classification	2011-2012 Actual	2012-2013 Actual	2013-2014 Adopted Proposed	2013-2014 Recommended Adjustments	2013-2014 Recommended Final Budget
Taxes	\$0	\$0	\$0	\$0	\$0
Licenses, Permits, Franchises	\$0	\$0	\$0	\$0	\$0
Fines, Forfeitures, Penalties	\$0	\$0	\$0	\$0	\$0
Revenue from use of Assets	(\$191,694)	\$0	\$0	\$0	\$0
Intergovernmental Revenue	\$0	\$0	\$0	\$0	\$0
Charges for Service	\$0	\$0	\$0	\$0	\$0
Miscellaneous Revenue	\$0	\$0	\$0	\$0	\$0
Other Financing Sources	\$0	\$0	\$0	\$0	\$0
Total Revenue	(\$191,694)	\$0	\$0	\$0	\$0
Salaries and Benefits	\$0	\$0	\$0	\$0	\$0
Services and Supplies	\$0	\$0	\$0	\$0	\$0
Other Charges	\$0	\$0	\$0	\$0	\$0
Fixed Assets	\$0	\$0	\$0	\$0	\$0
Other Financing Uses	\$16,297,381	\$0	\$0	\$0	\$0
Equity	\$0	\$0	\$0	\$0	\$0
Intrafund	\$0	\$0	\$0	\$0	\$0
Contingencies	\$0	\$0	\$0	\$0	\$0
Gross Costs	\$16,297,381	\$0	\$0	\$0	\$0
Retained Earnings	\$16,489,075	\$0	\$0	\$0	\$0
Net County Cost	\$0	\$0	\$0	\$0	\$0

PROGRAM DISCUSSION

Historically, this Budget has been classified as an Enterprise Fund, but starting with Fiscal Year 2011-2012 Final Budget it was determined that due to the nature of the Waste-to-Energy operation, the budget should more appropriately be classified as an Agency Fund, a fund type held by the County as an agent for individuals, private organizations, or other governments. Agency Funds are not reported in the County's annual spending plan. The Auditor-Controller will continue to track this Waste-to-Energy Agency Fund, but outside of the County budget process. Over time this budget will not be reported in County's Budget. As per the State Controller's guidelines, inactive budgets however must be included in the annual spending plan over a three-year period before it is completely removed from the County Budget.

STAFFING RECOMMENDATIONS

Adopted Proposed Budget

Total current authorized positions— 0

Final Budget

There are no recommended changes to the current level of staffing.

BUDGET RECOMMENDATIONS

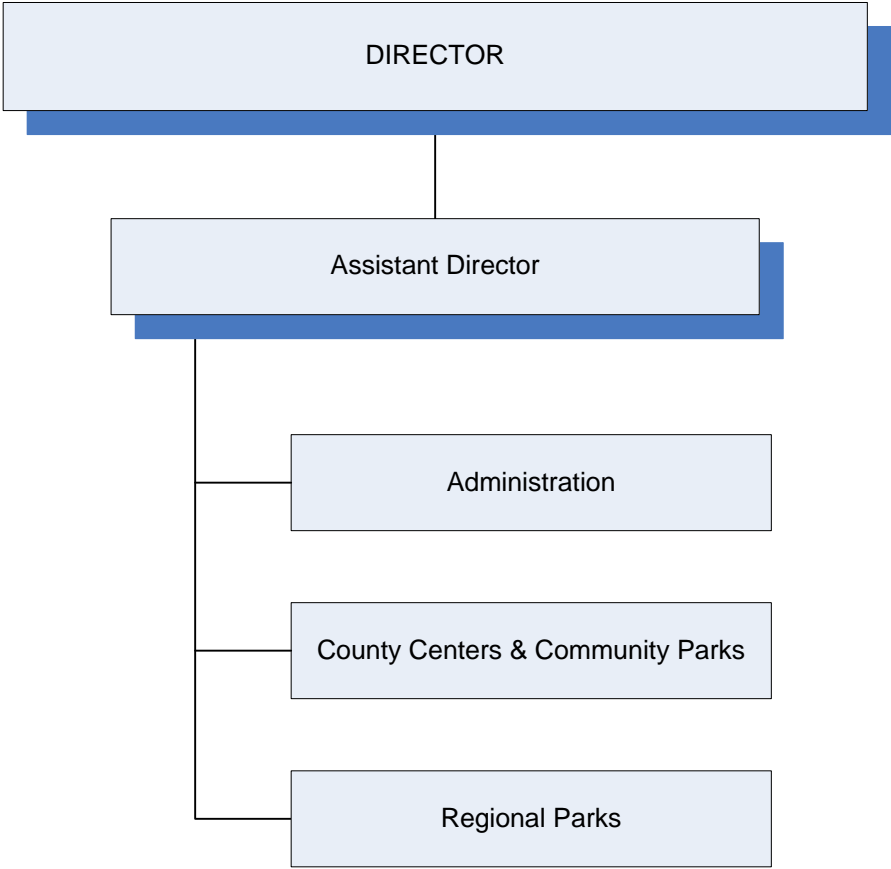
Adopted Proposed Budget

There is no recommended Proposed Budget for Environmental Resources – Waste-to-Energy since it is an Agency Fund accounted for outside of the County budget.

Final Budget

There are no recommended changes in funding to this budget.

**STANISLAUS COUNTY
PARKS AND RECREATION**



Revised April 2013

STANISLAUS COUNTY, CALIFORNIA
Fiscal Year 2013-2014
PUBLIC RESOURCES
Recreation Facilities



PARKS AND RECREATION
Jami Aggers, Director

BUDGET AT A GLANCE	
Gross Costs	\$5,067,623
Total Revenue	\$2,771,515
Fund Balance/Retained Earnings	\$126,835
Net County Cost	\$2,169,273
Total Recommended Staffing	20
% Funded by Local Discretionary Funds	42.8%

MISSION STATEMENT

The mission of the Department of Parks and Recreation is to implement the policies established by the Board of Supervisors pertaining to parks, which includes acquiring, developing, and maintaining recreation areas serving every segment of society, including the disabled and economically disadvantaged. It is also to provide the leadership necessary to develop and manage parks and recreation facilities in ways that will provide the best possible experience for people to enjoy the out-of-doors at the most reasonable costs.

ACCOMPLISHMENTS AND OBJECTIVES

The Accomplishments of 2012-2013 and Objectives for the 2013-2014 Fiscal Year for the Department of Parks and Recreation include:

FISCAL YEAR 2012-2013 ACCOMPLISHMENTS	FISCAL YEAR 2013-2014 OBJECTIVES
<ul style="list-style-type: none"> ◆ Completed construction of non-potable wells in Community Service Area 10 in Salida. ◆ Woodward Reservoir Park improvements completed included: 14 vaulted restrooms, 123 concrete tables, 84 barbeques, 60 campfire/ barbeque rings, 20 4-yard dumpsters, 10 miles of perimeter fencing, construction of office building, and security cameras installation. ◆ Modesto Reservoir Regional Park improvements completed include the addition of 4-yard dumpsters, concrete picnic tables, and an office. ◆ Completed Laird Park improvements including the renovation of the park by volunteers, and the park sign. ◆ Completion of the Heron Point Boating and Waterways Day Use and Boat Ramp Project. 	<ul style="list-style-type: none"> ◆ Develop a marketing plan for Regional Parks. ◆ Installation of a picnic/shade shelter at Laird Park. ◆ Continuation of the Frank Raines Water System Project. ◆ Woodward Reservoir Park improvements. ◆ Modesto Reservoir Regional Park sewage lift station upgrade.

BUDGETS WITHIN THE PARKS AND RECREATION DEPARTMENT INCLUDE:

- ◆ Parks and Recreation
- ◆ Fish and Wildlife
- ◆ Modesto Reservoir Patrol
- ◆ Off-Highway Vehicle Fund
- ◆ Parks Master Plan
- ◆ Regional Water Safety Training Center
- ◆ Tuolumne River Regional Park

STANISLAUS COUNTY, CALIFORNIA
Fiscal Year 2013-2014
PUBLIC RESOURCES
Recreation Facilities



PARKS AND RECREATION

Budget Unit 0100 0035110
General Fund

SERVICES PROVIDED

The Stanislaus County Department of Parks and Recreation maintains five regional parks, fourteen neighborhood parks, ten community parks, two Off-Highway Vehicle parks, four cemeteries, two bridges, La Grange historical areas, five fishing access points along rivers and lakes, one swimming pool, one organized youth camp, and numerous acres of open space and river bottom. These facilities provide a vast array of recreational opportunities including but not limited to: picnicking, sailing and power boating, water skiing, jet skiing, fishing, swimming, camping, hiking, hunting, and horseback and biking trails. In addition, the Department of Parks and Recreation provides landscape/grounds maintenance services and streetscape maintenance for nine county service areas, eight county centers, ten libraries, one landscape maintenance district, and other governmental buildings in the unincorporated areas of the County.

The Department consists of four divisions including Administration, County Centers/Community Parks, Woodward Reservoir and Modesto Reservoir.

Administration implements the functions of finance, human resources, information technology, contract coordination, grant coordination, project management, process improvements, planning, employee support, risk and safety management, partner development and opportunities, and aligning maintenance, operational, and customer needs.

The County Centers/Community Parks Division is responsible for the maintenance and operations of the parks, flood control landscape, and streetscapes within:

- ◆ County Service Areas 1, 10, 16, 18, 19, 21, 22, 24, 25, 26, and Del Rio Heights Landscape Assessment District;
- ◆ Delta Mendota (currently closed), Fox Grove, Riverdale and Shiloh Fishing Access (currently closed) Areas;
- ◆ Pauper's Cemetery;
- ◆ The Regional Water Safety Training Center, Empire; Burbank-Paradise, Empire Community, Empire Tot Lot, Fairview, Leroy F. Fitzsimmons, Mono, Oregon Drive, Hatch, Bonita Ranch, Countrystone, Murphy, Segesta, Wincanton, Sterling Ranch, Hunter's Pointe, Parklawn, Salida, Bonita and United Community and Neighborhood Parks;
- ◆ Laird Regional Park; and
- ◆ Frank Raines Regional Park including Deer Creek Campgrounds, Deer Creek Day Use & Undeveloped Camping Area, Minnear Day Use Area, and the Off-Highway Vehicle Area.

Additionally, the Community Centers/Community Parks Division is responsible for landscape/grounds maintenance services at the following facilities: County Clerk-Recorder/Elections Building, 801 11th Street Building, Health Services Agency (County Center 2), Learning Institute (County Center 3), Probation and Juvenile Hall (County Center 5), ten Libraries, Medical Arts Building, Behavioral Health and Recovery Services facilities including Stanislaus Recovery Center (Ceres) and a portion of County Center 1, 12th Street Garage and offices, Old City Hall, 1010 Tenth Street, Mancini Hall, Coroner's Office, and the Denair Amtrak Station.

The Woodward Reservoir Division is responsible for the maintenance and operations of Woodward Reservoir. The Department of Parks and Recreation has operated recreational facilities at Woodward Reservoir in partnership with South San Joaquin Irrigation District (SSJID) for more than 40 years. This

facility encompasses 6,667 acres, including 2,900 acres covered by the reservoir. Additionally, this division is responsible for a small lot within the Knights Ferry area.

The Modesto Reservoir Division is responsible for the maintenance and operations of Modesto Reservoir. The Department of Parks and Recreation has operated recreational facilities at Modesto Reservoir in partnership with Modesto Irrigation District (MID) for more than 40 years. This facility covers 5,080 acres, including 2,800 acres covered by the reservoir. Additionally, this division is responsible for the maintenance and operations of the La Grange Regional Park including the Off-Highway Vehicle area; Gold Dredge area; Livery Stables, Jail, School House, and Museum; Joe Domecq Wildlife area; Kiwanis Camp; Basso and Old La Grange Bridge; La Grange Cemetery; Robert's Ferry Cemetery; French Bar Cemetery; Basso Fishing Access area; Turlock State Lake Fishing Access area; and 225 acres of river bottom along the Tuolumne River.

Parks and Recreation					
Classification	2011-2012 Actual	2012-2013 Actual	2013-2014 Adopted Proposed	2013-2014 Recommended Adjustments	2013-2014 Recommended Final Budget
Taxes	\$0	\$0	\$0	\$0	\$0
Licenses, Permits, Franchises	\$0	\$0	\$0	\$0	\$0
Fines, Forfeitures, Penalties	\$0	\$0	\$0	\$0	\$0
Revenue from use of Assets	\$47,048	\$35,154	\$43,000	\$0	\$43,000
Intergovernmental Revenue	\$4,200	\$2,500	\$2,500	\$0	\$2,500
Charges for Service	\$3,109,141	\$2,941,486	\$2,683,165	\$0	\$2,683,165
Miscellaneous Revenue	\$44,135	\$29,863	\$18,350	\$0	\$18,350
Other Financing Sources	\$494,409	\$6,661	\$0	\$0	\$0
Total Revenue	\$3,698,933	\$3,015,664	\$2,747,015	\$0	\$2,747,015
Salaries and Benefits	\$2,057,962	\$2,205,856	\$2,118,435	\$544,993	\$2,663,428
Services and Supplies	\$1,229,422	\$728,658	\$591,571	\$0	\$591,571
Other Charges	\$915,365	\$873,709	\$990,403	\$0	\$990,403
Fixed Assets					
Buildings & Improvements	\$0	\$4,793	\$0	\$0	\$0
Equipment	\$108,910	\$0	\$0	\$0	\$0
Other Financing Uses	\$42,450	\$0	\$0	\$0	\$0
Equity	\$0	\$0	\$0	\$0	\$0
Intrafund	\$548,547	\$550,310	\$549,460	\$0	\$549,460
Contingencies	\$0	\$0	\$0	\$0	\$0
Gross Costs	\$4,902,656	\$4,363,326	\$4,249,869	\$544,993	\$4,794,862
Fund Balance	\$0	\$0	\$0	\$0	\$0
Net County Cost	\$1,203,723	\$1,347,662	\$1,502,854	\$544,993	\$2,047,847

PROGRAM DISCUSSION

At this level of funding, the Department of Parks and Recreation (Parks) will continue to maintain the identified parks and facilities. Re-evaluating priorities and adjusting the workforce to the priorities identified will result in the continued ability to efficiently carry out the Department's mission and provide basic levels of services at all general funded neighborhood parks, cemeteries, bridges, County Centers and office buildings, Woodward Reservoir and Modesto Reservoir Regional Parks.

The Department is requesting a General Fund adjustment for Fiscal Year 2013-2014 for costs associated with the Probation Department expansion (new Juvenile Commitment Center) and the County Center III Scenic Oakdale Road Project. The cost to maintain the existing landscaping at the Probation Department is approximately \$36,000. The recent expansion includes additional landscape maintenance requirements that are estimated at an additional \$25,600 for a total of \$61,600. Due to the fact that the trees and plants are not mature and will not require significant pruning the first year, the landscape maintenance is estimated at an additional 10 hours weekly. This includes mowing, edging, and blowing sidewalks after edging. Much of this work must be done by park staff as no Alternative Work Program workers are allowed in secure areas. The County Center III is an area that Parks

maintains without additional funding. The cost in Fiscal Year 2012-2013 to maintain this area is approximately \$13,200.

At this time, Parks and Recreation will continue to fully fund the Sheriff patrols at the 2012-2013 budget level of \$554,960. Through a long-standing partnership with the Sheriff's Department, patrol services are provided to the regional park facilities.

The Off-Highway Vehicle Areas at Frank Raines Regional Park and La Grange Regional Park are operated and maintained from a Special Revenue Fund through State grants and park fees. The grant applications are due to the State in May 2013 and the Department will be notified of the status of the grants in July 2013. The request to accept awarded grant funding and set up the budget will be submitted to the Board of Supervisors in the fall of 2013.

The Department estimates to carry over approximately \$441,000 in General Fund net county cost savings, based on mid-year analysis, to Fiscal Year 2013-2014. This is an estimated amount due to the fact that revenue can vary significantly due to weather, water level at the reservoirs and visitation levels at the parks. This carry over savings would assist in balancing the Department's final budget, provide funds for unforeseen special projects necessary during the year to safely maintain and operate the parks, complete a marketing plan, and to assist with funding future reductions in operational capabilities during the 2014-2015 Budget Year.

STAFFING RECOMMENDATIONS

Adopted Proposed Budget

Total current authorized positions— 20

There are no recommended changes to the current level of staffing.

Total recommended authorized positions— 20

Final Budget

There are no recommended changes to the current level of staffing.

BUDGET RECOMMENDATIONS

Adopted Proposed Budget

It is recommended that a budget of \$4,249,869 be approved for Parks and Recreation. This budget is funded from \$2,747,015 in estimated department revenue and a \$1,502,854 contribution from the General Fund.

Final Budget

Departments that achieved savings in appropriations are able to carry forward 100% of their unused net county cost savings from prior fiscal years and 75% of their 2012-2013 net county cost savings. The Department of Parks and Recreation is requesting an increase in appropriations of \$544,993 to reflect the carry forward of net county cost savings earned in prior fiscal years. The Department is planning to use approximately \$210,350 for increased general liability insurance costs, vacation cash-outs, cost of restoring the 1% salary deduction, development of a Parks' Marketing Plan, special projects necessary during the year to safely maintain and operate the parks, and to offset salaries and benefits for staff assigned to the maintenance and operations of Empire Pool, in addition to other salary and benefit related increases occurring in Fiscal Year 2013-2014.

During the fiscal year, the Department will work with the Auditor-Controller's Office and Chief Executive Office to explore changes in accounting practices for the landscape and maintenance services for Budget Year 2014-2015. This will allow the Department to charge County General Fund Departments for these services, therefore capturing the actual costs of services provided.

STANISLAUS COUNTY, CALIFORNIA
Fiscal Year 2013-2014



PUBLIC RESOURCES
Recreation Facilities

PARKS AND RECREATION—FISH AND WILDLIFE

Budget Unit 1727 0035452
 Special Revenue Fund

SERVICES PROVIDED

Fish and Wildlife assists in achieving the goals of the Fish and Wildlife Committee to provide for educational and recreational opportunities supporting the protection, conservation, propagation, and preservation of fish and wildlife.

FUND/CASH BALANCE

This fund has a positive fund balance of \$25,185 as of July 1, 2013, compared to the July 1, 2012 positive balance of \$32,286. The decrease in fund balance is directly attributed to the purchases made by the Fish and Wildlife Commission during the fiscal year. Cash is tracking similar to fund balance.

Parks and Recreation - Fish and Wildlife					
Classification	2011-2012 Actual	2012-2013 Actual	2013-2014 Adopted Proposed	2013-2014 Recommended Adjustments	2013-2014 Recommended Final Budget
Taxes	\$0	\$0	\$0	\$0	\$0
Licenses, Permits, Franchises	\$0	\$0	\$0	\$0	\$0
Fines, Forfeitures, Penalties	\$7,482	\$4,084	\$1,500	\$0	\$1,500
Revenue from use of Assets	\$0	\$0	\$0	\$0	\$0
Intergovernmental Revenue	\$0	\$0	\$0	\$0	\$0
Charges for Service	\$0	\$0	\$0	\$0	\$0
Miscellaneous Revenue	\$0	\$0	\$0	\$0	\$0
Other Financing Sources	\$0	\$0	\$0	\$0	\$0
Total Revenue	\$7,482	\$4,084	\$1,500	\$0	\$1,500
Salaries and Benefits	\$0	\$0	\$0	\$0	\$0
Services and Supplies	\$10,589	\$11,185	\$31,000	(\$4,315)	\$26,685
Other Charges	\$0	\$0	\$0	\$0	\$0
Fixed Assets	\$0	\$0	\$0	\$0	\$0
Other Financing Uses	\$0	\$0	\$0	\$0	\$0
Equity	\$0	\$0	\$0	\$0	\$0
Intrafund	\$0	\$0	\$0	\$0	\$0
Contingencies	\$0	\$0	\$0	\$0	\$0
Gross Costs	\$10,589	\$11,185	\$31,000	(\$4,315)	\$26,685
Fund Balance	\$3,107	\$7,101	\$29,500	(\$4,315)	\$25,185
Net County Cost	\$0	\$0	\$0	\$0	\$0

PROGRAM DISCUSSION

At the proposed level of funding, the Department can continue to support the Fish and Wildlife Commission to help achieve its goals of providing educational and recreational opportunities that support the protection, conservation, propagation, and preservation of fish and wildlife in Stanislaus County.

The Fish and Wildlife Commission funds fish plantings at both Modesto and Woodward Reservoirs. They have also funded special projects such as the Wood Duck Box Program, River Clean-up Event on the Stanislaus River, and the Great Valley Museum Wild Planet Day event.

STAFFING RECOMMENDATIONS

Adopted Proposed Budget

Total current authorized positions— 0

Final Budget

There are no recommended changes to the current level of staffing.

BUDGET RECOMMENDATIONS

Adopted Proposed Budget

It is recommended that a budget of \$31,000 be approved for Parks and Recreation – Fish and Wildlife. This budget is funded from \$1,500 in estimated department revenue and \$29,500 in departmental fund balance.

Final Budget

The Department is requesting a decrease in appropriations in the amount of \$4,315, which will result in a decreased use of available fund balance.

STANISLAUS COUNTY, CALIFORNIA
Fiscal Year 2013-2014



PUBLIC RESOURCES
Recreation Facilities

PARKS AND RECREATION—MODESTO RESERVOIR PATROL

Budget Unit 1728 0035453
 Special Revenue Fund

SERVICES PROVIDED

Modesto Reservoir Patrol provides for enhanced services to protect the water quality at Modesto Reservoir Regional Park. Modesto Reservoir is operated in partnership with the Modesto Irrigation District's water treatment plant. This program provides for the continuation of enhanced water quality services.

FUND/CASH BALANCE

As of July 1, 2013, this fund has a positive fund balance of \$232,404 compared to the July 1, 2012 positive balance of \$209,404. The increase is attributed to the revenue received. The fund balance was not used as anticipated during Fiscal Year 2012-2013, due to the projects not completed. The fund balance will be used as needed in future years to provide enhanced services to protect the water quality at Modesto Reservoir. Cash is tracking similar to fund balance.

Parks and Recreation - Modesto Reservoir Patrol					
Classification	2011-2012 Actual	2012-2013 Actual	2013-2014 Adopted Proposed	2013-2014 Recommended Adjustments	2013-2014 Recommended Final Budget
Taxes	\$0	\$0	\$0	\$0	\$0
Licenses, Permits, Franchises	\$0	\$0	\$0	\$0	\$0
Fines, Forfeitures, Penalties	\$0	\$0	\$0	\$0	\$0
Revenue from use of Assets	\$0	\$0	\$0	\$0	\$0
Intergovernmental Revenue	\$0	\$0	\$0	\$0	\$0
Charges for Service	\$23,000	\$23,000	\$23,000	\$0	\$23,000
Miscellaneous Revenue	\$0	\$0	\$0	\$0	\$0
Other Financing Sources	\$0	\$0	\$0	\$0	\$0
Total Revenue	\$23,000	\$23,000	\$23,000	\$0	\$23,000
Salaries and Benefits	\$0	\$0	\$0	\$0	\$0
Services and Supplies	\$0	\$0	\$25,000	\$0	\$25,000
Other Charges	\$0	\$0	\$75,000	\$0	\$75,000
Fixed Assets	\$0	\$0	\$0	\$0	\$0
Other Financing Uses	\$0	\$0	\$0	\$0	\$0
Equity	\$0	\$0	\$0	\$0	\$0
Intrafund	\$0	\$0	\$0	\$0	\$0
Contingencies	\$0	\$0	\$0	\$0	\$0
Gross Costs	\$0	\$0	\$100,000	\$0	\$100,000
Fund Balance	(\$23,000)	(\$23,000)	\$77,000	\$0	\$77,000
Net County Cost	\$0	\$0	\$0	\$0	\$0

PROGRAM DISCUSSION

At the proposed level of funding, the Department will continue to maintain enhanced services to protect the water quality at Modesto Reservoir Regional Park. Enhanced services include additional parks staff, funding for the Parks Online Reservation System, potential updates to refurbish pumps at one of the Modesto Reservoir lift stations, and funds to contract with a provider to help prevent the invasive quagga mussel from entering Modesto Reservoir.

STAFFING RECOMMENDATIONS

Adopted Proposed Budget

Total current authorized positions— 0

Final Budget

There are no recommended changes to the current level of staffing.

BUDGET RECOMMENDATIONS

Adopted Proposed Budget

It is recommended that a budget of \$100,000 be approved for Parks and Recreation – Modesto Reservoir Patrol. This budget is funded from \$23,000 in estimated department revenue and \$77,000 in departmental fund balance.

Final Budget

There are no recommended changes in funding to this budget.

STANISLAUS COUNTY, CALIFORNIA

Fiscal Year 2013-2014

PUBLIC RESOURCES

Recreation Facilities



PARKS AND RECREATION—OFF-HIGHWAY VEHICLE FUND

Budget Unit 1702 0035450

Special Revenue Fund

SERVICES PROVIDED

The Off-Highway Vehicle (OHV) Fund provides for the development and activities of off-highway vehicle parks at designated sites in Stanislaus County, including Frank Raines and La Grange Off-Highway Vehicle Parks. The Off-Highway Vehicle Program is funded through reimbursable OHV grants from the State, fees collected through the Department of Motor Vehicles for off-highway park use, and fees for services.

FUND/CASH BALANCE

As stated in the Adopted Proposed Budget, this fund was projected to have a positive fund balance of \$255,133 as of July 1, 2013, compared to the July 1, 2012 positive balance of \$272,128. The actual fund balance as of July 1, 2013 is \$343,335, an increase to the projected fund balance. The increase is attributed to the use of other funding sources, such as Public Facilities Fees, as match to the State OHV grant funds.

Also stated in the Adopted Proposed Budget, cash was estimated to be a positive \$63,992 as of July 1, 2013 compared to the \$67,731 positive balance on July 1, 2012. The actual cash balance as of July 1, 2013 is \$18,319, a decrease to the projected cash balance due to state grant revenue not arriving as anticipated. The difference between the cash and fund balance is reflective of the receivables set up to receive payments from the State grant.

Parks and Recreation - Off-Highway Vehicle Fund					
Classification	2011-2012 Actual	2012-2013 Actual	2013-2014 Adopted Proposed	2013-2014 Recommended Adjustments	2013-2014 Recommended Final Budget
Taxes	\$0	\$0	\$0	\$0	\$0
Licenses, Permits, Franchises	\$0	\$0	\$0	\$0	\$0
Fines, Forfeitures, Penalties	\$0	\$0	\$0	\$0	\$0
Revenue from use of Assets	\$1,996	\$1,045	\$0	\$0	\$0
Intergovernmental Revenue	\$329,659	\$435,069	\$0	\$0	\$0
Charges for Service	\$86,131	\$92,712	\$0	\$0	\$0
Miscellaneous Revenue	\$6,497	\$7,859	\$0	\$0	\$0
Other Financing Sources	\$0	\$0	\$0	\$0	\$0
Total Revenue	\$424,283	\$536,685	\$0	\$0	\$0
Salaries and Benefits	\$0	\$0	\$0	\$0	\$0
Services and Supplies	\$114,378	\$84,910	\$0	\$0	\$0
Other Charges	\$305,667	\$295,612	\$0	\$0	\$0
Fixed Assets					
Buildings & Improvements	\$12,999	\$0	\$0	\$0	\$0
Equipment	\$0	\$84,996	\$0	\$0	\$0
Other Financing Uses	\$0	\$0	\$0	\$0	\$0
Equity	\$0	\$0	\$0	\$0	\$0
Intrafund	\$0	\$0	\$0	\$0	\$0
Contingencies	\$0	\$0	\$0	\$0	\$0
Gross Costs	\$433,044	\$465,518	\$0	\$0	\$0
Fund Balance	\$8,761	(\$71,167)	\$0	\$0	\$0
Net County Cost	\$0	\$0	\$0	\$0	\$0

PROGRAM DISCUSSION

The budget for the Parks and Recreation – Off-Highway Vehicle Fund is not being established at this time. On November 6, 2012, the Board authorized the Director of Parks and Recreation to apply for the State of California Off-Highway Vehicle grant. The grant application was submitted in May 2013 prior to the deadline. Once notification of grant award is received from the State, the Department will return to the Board of Supervisors to establish the appropriate budget.

STAFFING RECOMMENDATIONS

Adopted Proposed Budget

Total current authorized positions— 0

Final Budget

There are no recommended changes to the current level of staffing.

BUDGET RECOMMENDATIONS

Adopted Proposed Budget

There is no Recommended Proposed Budget for Parks and Recreation – Off-Highway Vehicle Fund. Once notification from the State is received, the Department will return to set up the appropriate budget.

Final Budget

There are no recommended changes in funding to this budget.

STANISLAUS COUNTY, CALIFORNIA
Fiscal Year 2013-2014



PUBLIC RESOURCES
Recreation Facilities

PARKS AND RECREATION—PARKS MASTER PLAN

Budget Unit 0100 0035430
 General Fund

SERVICES PROVIDED

The Parks Master Plan budget was established to address deficiencies in neighborhood parks, community parks, fishing accesses, regional parks, cultural historic facilities, and open space areas; recommend infrastructure improvement of existing facilities and parks; provide for the acquisition and development of additional facilities and parks sites; and provide staffing to follow through with the plan.

Parks and Recreation - Parks Master Plan					
Classification	2011-2012 Actual	2012-2013 Actual	2013-2014 Adopted Proposed	2013-2014 Recommended Adjustments	2013-2014 Recommended Final Budget
Taxes	\$0	\$0	\$0	\$0	\$0
Licenses, Permits, Franchises	\$0	\$0	\$0	\$0	\$0
Fines, Forfeitures, Penalties	\$0	\$0	\$0	\$0	\$0
Revenue from use of Assets	\$0	\$0	\$0	\$0	\$0
Intergovernmental Revenue	\$1,551	\$0	\$0	\$0	\$0
Charges for Service	\$0	\$0	\$0	\$0	\$0
Miscellaneous Revenue	\$0	\$0	\$0	\$0	\$0
Other Financing Sources	\$0	\$0	\$0	\$0	\$0
Total Revenue	\$1,551	\$0	\$0	\$0	\$0
Salaries and Benefits	\$0	\$0	\$0	\$0	\$0
Services and Supplies	\$0	\$0	\$0	\$0	\$0
Other Charges	\$0	\$0	\$0	\$0	\$0
Fixed Assets	\$0	\$0	\$0	\$0	\$0
Other Financing Uses	\$0	\$0	\$0	\$0	\$0
Equity	\$0	\$0	\$0	\$0	\$0
Intrafund	\$0	\$0	\$0	\$0	\$0
Contingencies	\$0	\$0	\$0	\$0	\$0
Gross Costs	\$0	\$0	\$0	\$0	\$0
Fund Balance	\$0	\$0	\$0	\$0	\$0
Net County Cost	(\$1,551)	\$0	\$0	\$0	\$0

PROGRAM DISCUSSION

This budget became inactive in Fiscal Year 2012-2013. This budget will remain in the County budget for three years to comply with State Controller reporting requirements.

STAFFING RECOMMENDATIONS

Adopted Proposed Budget

Total current authorized positions— 0

Final Budget

There are no recommended changes to the current level of staffing.

BUDGET RECOMMENDATIONS**Adopted Proposed Budget**

There is no Recommended Proposed Budget for Parks and Recreation – Parks Master Plan as the budget is inactive.

Final Budget

There are no recommended changes in funding to this budget.

STANISLAUS COUNTY, CALIFORNIA
Fiscal Year 2013-2014



PUBLIC RESOURCES
Recreation Facilities

PARKS AND RECREATION—REGIONAL WATER SAFETY TRAINING CENTER

Budget Unit 1694 0035701
 Special Revenue Fund

SERVICES PROVIDED

The Regional Water Safety Training Center budget provides necessary funding for basic operations and programs at the regional aquatic facility located at Empire Community Park. The Department of Parks and Recreation is responsible for the general maintenance and operation of the facility. Recreational and instructional swim programs are provided through an agreement with the Stanislaus County Police Activities League since the facility opened.

FUND/CASH BALANCE

As stated in the Adopted Proposed Budget, this fund was projected to have a positive fund balance of \$30,150 as of July 1, 2013 compared to the July 1, 2012 positive balance of \$25,092. The increase is due to interest earned on the cash in the fund. The actual fund balance as of July 1, 2013 is \$125,423, an increase to the projected fund balance. This increase is due to the transfer of \$100,000 on June 18, 2013 from the Community Development Fund to this fund, for the ongoing operations and maintenance of the Empire pool. Cash is tracking similar to fund balance.

Parks and Recreation - Regional Water Safety Training Center					
Classification	2011-2012 Actual	2012-2013 Actual	2013-2014 Adopted Proposed	2013-2014 Recommended Adjustments	2013-2014 Recommended Final Budget
Taxes	\$0	\$0	\$0	\$0	\$0
Licenses, Permits, Franchises	\$0	\$0	\$0	\$0	\$0
Fines, Forfeitures, Penalties	\$0	\$0	\$0	\$0	\$0
Revenue from use of Assets	\$17	\$619	\$0	\$0	\$0
Intergovernmental Revenue	\$0	\$0	\$0	\$0	\$0
Charges for Service	\$0	\$0	\$0	\$0	\$0
Miscellaneous Revenue	\$0	\$0	\$0	\$0	\$0
Other Financing Sources	\$0	\$100,000	\$0	\$0	\$0
Total Revenue	\$17	\$100,619	\$0	\$0	\$0
Salaries and Benefits	\$0	\$0	\$6,300	\$0	\$6,300
Services and Supplies	\$21,495	\$0	\$18,350	\$0	\$18,350
Other Charges	\$8,032	\$0	\$0	\$0	\$0
Fixed Assets	\$0	\$0	\$0	\$0	\$0
Other Financing Uses	\$0	\$0	\$0	\$0	\$0
Equity	\$0	\$0	\$0	\$0	\$0
Intrafund	\$0	\$0	\$0	\$0	\$0
Contingencies	\$0	\$0	\$0	\$0	\$0
Gross Costs	\$29,527	\$0	\$24,650	\$0	\$24,650
Fund Balance	\$29,510	(\$100,619)	\$24,650	\$0	\$24,650
Net County Cost	\$0	\$0	\$0	\$0	\$0

PROGRAM DISCUSSION

At the proposed level of funding, the Department can provide maintenance for the pool and landscape for a period of approximately seven months. The Chief Executive Office and the Department continue to work with local partners to identify additional public and private funding and resources for this regional water safety facility, which is anticipated to make up the balance of funding needed for the 2013-2014 Fiscal Year and beyond. The Stanislaus County Police Activities League will continue to provide recreational and instructional activities at the facility through donations, grants, and revenue from entry fees and snack sales.

STAFFING RECOMMENDATIONS

Adopted Proposed Budget

Total current authorized positions— 0

Final Budget

There are no recommended changes to the current level of staffing.

BUDGET RECOMMENDATIONS

Adopted Proposed Budget

It is recommended that a budget of \$24,650 be approved for Parks and Recreation – Regional Water Safety Training Center. This budget is funded from \$24,650 in departmental fund balance.

Final Budget

There are no recommended changes in funding to this budget.

STANISLAUS COUNTY, CALIFORNIA
Fiscal Year 2013-2014



PUBLIC RESOURCES
Recreation Facilities

PARKS AND RECREATION—TUOLUMNE RIVER REGIONAL PARK

Budget Unit 0100 0035420
 General Fund

SERVICES PROVIDED

Tuolumne River Regional Park (TRRP) provides for the maintenance and preservation of seven miles of river corridor, while allowing continued development in a manner that creates positive recreational ventures.

The Board of Supervisors, through a Joint Powers Agreement (JPA), partners in the regional park effort with the City of Modesto and the City of Ceres.

Parks and Recreation - TRRP					
Classification	2011-2012 Actual	2012-2013 Actual	2013-2014 Adopted Proposed	2013-2014 Recommended Adjustments	2013-2014 Recommended Final Budget
Taxes	\$0	\$0	\$0	\$0	\$0
Licenses, Permits, Franchises	\$0	\$0	\$0	\$0	\$0
Fines, Forfeitures, Penalties	\$0	\$0	\$0	\$0	\$0
Revenue from use of Assets	\$0	\$0	\$0	\$0	\$0
Intergovernmental Revenue	\$0	\$0	\$0	\$0	\$0
Charges for Service	\$0	\$0	\$0	\$0	\$0
Miscellaneous Revenue	\$0	\$0	\$0	\$0	\$0
Other Financing Sources	\$0	\$0	\$0	\$0	\$0
Total Revenue	\$0	\$0	\$0	\$0	\$0
Salaries and Benefits	\$0	\$0	\$0	\$0	\$0
Services and Supplies	\$121,426	\$121,426	\$121,426	\$0	\$121,426
Other Charges	\$0	\$0	\$0	\$0	\$0
Fixed Assets	\$0	\$0	\$0	\$0	\$0
Other Financing Uses	\$0	\$0	\$0	\$0	\$0
Equity	\$0	\$0	\$0	\$0	\$0
Intrafund	\$0	\$0	\$0	\$0	\$0
Contingencies	\$0	\$0	\$0	\$0	\$0
Gross Costs	\$121,426	\$121,426	\$121,426	\$0	\$121,426
Fund Balance	\$0	\$0	\$0	\$0	\$0
Net County Cost	\$121,426	\$121,426	\$121,426	\$0	\$121,426

PROGRAM DISCUSSION

At the proposed level of funding, the budget provides for the continuation of services as expected and agreed upon by the participating cities and County of the Joint Powers Agreement. The Tuolumne River Regional Park (TRRP) budget provides funding for a contract for park maintenance.

The TRRP Commission presented a proposed budget, which included a 6.8% increase over the Fiscal Year 2012-2013 budget, at the February 13, 2013 meeting. The total partner contribution per the JPA would be \$255,577. The distribution by partner requested is: \$129,675 for Stanislaus County; \$108,462 for the City of Modesto, and \$17,440 for the City of Ceres. The Department is not requesting an increased allocation and recommends leaving the County contribution at the same level as Fiscal Year

2012-2013, which is \$121,426. To keep with the Proposed Budget strategy of a “status quo” budget, the Department notified the TRRP commission, during the regular meeting on April 10, 2013, that the Department would not be recommending additional funding.

STAFFING RECOMMENDATIONS

Adopted Proposed Budget

Total current authorized positions— 0

Final Budget

There are no recommended changes to the current level of staffing.

BUDGET RECOMMENDATIONS

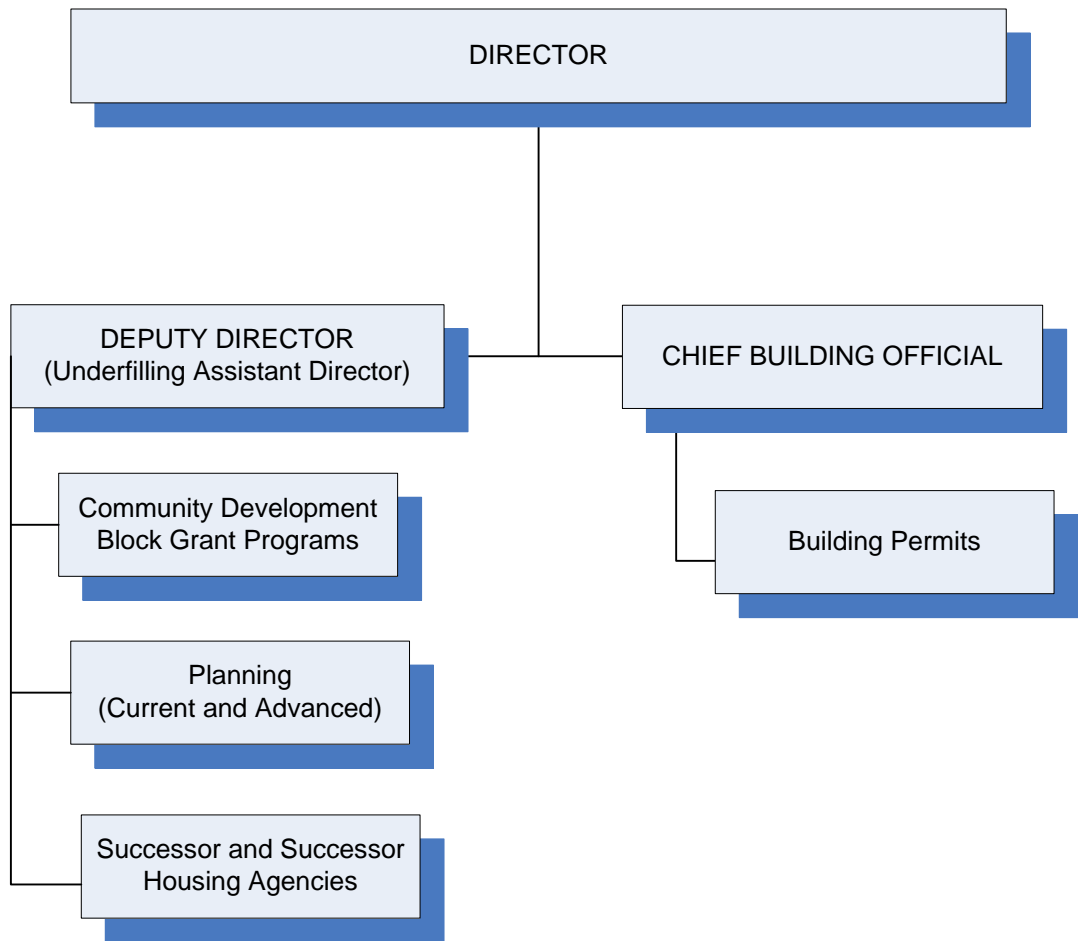
Adopted Proposed Budget

It is recommended that a budget of \$121,426 be approved for Parks and Recreation – Tuolumne River Regional Park. This budget is funded from a \$121,426 contribution from the General Fund.

Final Budget

There are no recommended changes in funding to this budget.

**STANISLAUS COUNTY
PLANNING AND COMMUNITY DEVELOPMENT**



Revised April 2012



PUBLIC RESOURCES
Other Protection

PLANNING AND COMMUNITY DEVELOPMENT
Angela Freitas, Director

BUDGET AT A GLANCE	
Gross Costs	\$7,777,106
Total Revenue	\$8,505,768
Fund Balance/Retained Earnings	<u>(\$1,999,781)</u>
Net County Cost	\$1,271,119
Total Recommended Staffing	30
% Funded by Local Discretionary Funds	16.3%

MISSION STATEMENT

To promote economic development, diversify the County's agricultural base and provide high quality, streamlined permit processing services for the benefit of all our customers.

ACCOMPLISHMENTS AND OBJECTIVES

The Accomplishments of 2012-2013 and Objectives for the 2013-2014 Fiscal Year for the Department of Planning and Community Development include:

FISCAL YEAR 2012-2013 ACCOMPLISHMENTS	FISCAL YEAR 2013-2014 OBJECTIVES
<ul style="list-style-type: none"> ◆ Continued to maintain core functions and a high level of customer service within budget. ◆ As "lead" of the Stanislaus Urban County, maintained effective operations allowing for on-going affordable housing and infrastructure projects authorized under various Federal Grants. ◆ Finalized the Plans and Specifications for the Airport and Parklawn Neighborhoods public sewer systems and started construction of the Parklawn Neighborhood system using Community Development Block Grant Funds. ◆ Awarded a \$350,000 grant from the State of California Strategic Growth Council to create an Airport Neighborhood Urban Greening Master Plan (including an alternative storm water management study). ◆ Completed installation of the Accela permit software. ◆ Implemented new 3rd floor public hours, in conjunction with the City of Modesto, allowing for improved efficiencies in managing staffing workloads. 	<ul style="list-style-type: none"> ◆ Maintain core functions and a high level of customer service within budget. ◆ Continue the effective implementation of existing State and Federal Grants. ◆ Pursue new grants to cover needed infrastructure construction costs. ◆ Implement the Citizen Access Online Permitting and Interactive Voice Response components of the new Accela permit software package. ◆ Realign staffing levels to reflect current workload activities.

BUDGETS WITHIN THE PLANNING AND COMMUNITY DEVELOPMENT DEPARTMENT INCLUDE:

- ◆ Planning and Community Development
- ◆ Building Permits
- ◆ Dangerous Building Abatement

- ◆ General Plan Maintenance
- ◆ Redevelopment Agency
- ◆ Housing Set Aside
- ◆ Salida Planning Efforts
- ◆ Special Revenue Grants
- ◆ Successor Housing Agency

STANISLAUS COUNTY, CALIFORNIA
Fiscal Year 2013-2014



PUBLIC RESOURCES
Other Protection

PLANNING AND COMMUNITY DEVELOPMENT

Budget Unit 0100 0025101
 General Fund

SERVICES PROVIDED

The Department of Planning and Community Development provides information and assistance to customers on a multitude of land use topics. Planning staff responds to an estimated 30,000 phone calls and personal contact visits per year ranging from calls inquiring on the zoning of a particular parcel, to processing building permit and land-use application requests, to providing flood zone information, and to providing housing rehabilitation assistance. The Department is comprised of three divisions: Building Permits, Community Development, and Planning. Knowledge and expertise is provided to the Board of Supervisors, Chief Executive Office, and other County departments (i.e. Public Works, Parks and Recreation, and Environmental Resources) on specific projects for the benefit of the entire County.

The Planning Division is the only division funded by the General Fund within the Department and provides staffing to both the Community Development Division and the Stanislaus County Successor and Successor Housing Agencies (of the former Stanislaus County Redevelopment Agency). An overview of services provided by the Community Development Division, Building Permits Division, and Successor Housing Agency are provided in their respective budget sections.

Planning & Community Development					
Classification	2011-2012 Actual	2012-2013 Actual	2013-2014 Adopted Proposed	2013-2014 Recommended Adjustments	2013-2014 Recommended Final Budget
Taxes	\$0	\$0	\$0	\$0	\$0
Licenses, Permits, Franchises	\$110,506	\$94,454	\$95,000	\$0	\$95,000
Fines, Forfeitures, Penalties	\$0	\$0	\$0	\$0	\$0
Revenue from use of Assets	\$0	\$0	\$0	\$0	\$0
Intergovernmental Revenue	\$0	\$0	\$0	\$0	\$0
Charges for Service	\$867,065	\$666,362	\$548,337	\$0	\$548,337
Miscellaneous Revenue	\$74	\$366	\$0	\$0	\$0
Other Financing Sources	\$2,640	\$1,260	\$1,000	\$0	\$1,000
Total Revenue	\$980,285	\$762,442	\$644,337	\$0	\$644,337
Salaries and Benefits	\$1,625,900	\$1,438,403	\$1,337,309	\$403,624	\$1,740,933
Services and Supplies	\$36,795	\$39,976	\$77,614	\$0	\$77,614
Other Charges	\$75,588	\$93,079	\$96,509	\$0	\$96,509
Fixed Assets	\$0	\$0	\$0	\$0	\$0
Other Financing Uses	\$49,296	\$0	\$0	\$0	\$0
Equity	\$0	\$0	\$0	\$0	\$0
Intrafund	(\$679)	\$487	\$400	\$0	\$400
Contingencies	\$0	\$0	\$0	\$0	\$0
Gross Costs	\$1,786,900	\$1,571,945	\$1,511,832	\$403,624	\$1,915,456
Fund Balance	\$0	\$0	\$0	\$0	\$0
Net County Cost	\$806,615	\$809,503	\$867,495	\$403,624	\$1,271,119

PROGRAM DISCUSSION

At the proposed level of funding, the Department can maintain core services while fulfilling all State and Federal mandated requirements relating to land use activities, building codes, special revenue grants

and the administration of the Stanislaus County Successor Agency (the former Stanislaus County Redevelopment Agency). It will be the Division's main priority to focus on land-use and subdivision application processing, local oversight of permitted surface mining operations, implementation of the Williamson Act, and maintenance of the County General Plan in compliance with State mandates and local needs. The Planning Division will continue to diversify staff assignments in order to provide needed administrative services to Department programs with identified non-General Fund resources.

In Fiscal Year 2012-2013, the Department accepted the resignation of two Manager III positions in both the Planning and Community Development Divisions. The two vacancies have provided the opportunity for the organizational structure of the department to be slightly modified to create better efficiencies. Recruitment for a Manager III (Senior Planner) to oversee the day-to-day operations of the Planning Division (both advanced and current planning) was recently completed, leaving the other Manager III (Senior Planner) position vacant. Additionally, in January 2014, the Department Budget/Human Resource Manager (Manager II) will retire creating another vacancy. Given the anticipated ongoing need for resources across all divisions, the Department anticipates restructuring within its current position allocation to fill the vacant Manager III position with personnel that can serve as both Budget/Human Resource Manager (Business Manager) and also take the lead managing the Community Development Division. This will ensure the Department can strategically and efficiently maintain cores services within existing appropriations and revenue.

The Planning Division has experienced a slow but steady increase in permit activity and revenue. During the past three fiscal years, the Division has generated net county cost savings carryover estimated to be \$458,000, which was achieved through the reduction of department expenses and increases to revenues which will be used to fund anticipated increases in retirement and health costs in Fiscal Year 2013-2014 and Budget Year 2014-2015.

STAFFING RECOMMENDATIONS

Adopted Proposed Budget

Total current authorized positions— 16

There are no recommended changes to the current level of staffing.

Total recommended authorized positions— 16

Final Budget

There are no recommended changes to the current level of staffing.

BUDGET RECOMMENDATIONS

Adopted Proposed Budget

It is recommended that a budget of \$1,511,832 be approved for Planning and Community Development. This budget is funded from \$644,337 in estimated department revenue and a \$867,495 contribution from the General Fund. The Department anticipates the need of approximately \$243,000 of prior year General Fund net county cost savings to fully fund the projected 2013-2014 budget. The total General Fund net county cost savings will be included in the Final Budget.

Final Budget

Departments that achieved savings in appropriations are able to carry forward 100% of their unused net county cost savings from prior fiscal years and 75% of their 2012-2013 net county cost savings. The Department of Planning and Community Development is requesting an increase in appropriations of \$403,624 to reflect the carry forward of net county cost savings earned in prior fiscal years. The Department is planning to use approximately \$254,600 to for the restoration of the 1% salary deduction, increased retirement and health care costs, and other operating expenses. The remaining balance will be used in future budget years to address additional cost exposures.

STANISLAUS COUNTY, CALIFORNIA
Fiscal Year 2013-2014



PUBLIC RESOURCES
Public Ways

PLANNING—BUILDING PERMITS

Budget Unit 1206 0040400
 Special Revenue Fund

SERVICES PROVIDED

The Building Permits Division of the Planning and Community Development Department provides building safety services through plans examination, building permit issuance and construction inspections. The Building Code Enforcement Unit inspects residential, commercial, agricultural and industrial projects for the unincorporated area of Stanislaus County. The Division responds to customer inquiries and provides technical assistance for code related issues, and provides administration for the Public Facilities Fees Program and County's Flood Plain. All fees related to these functions are calculated and collected by the Building Permits Division. The Division also devotes a significant amount of time responding to customer related inquiries related to the request and complaint program Customer Relationship Management system (CRM).

FUND/CASH BALANCE

As of July 1, 2013, this fund has a positive fund balance of \$1,694,845 compared to the July 1, 2012 positive balance of \$1,476,850. This is primarily due to slight increases in construction permit activities combined with reductions to Department expenses for the fiscal year. The Department anticipates using \$100,000 of fund balance for increases in retirement and health costs, and to restore and fund one Administrative Clerk III position in Fiscal Year 2013-2014. Cash is tracking similar to fund balance.

Planning - Building Permits					
Classification	2011-2012 Actual	2012-2013 Actual	2013-2014 Adopted Proposed	2013-2014 Recommended Adjustments	2013-2014 Recommended Final Budget
Taxes	\$0	\$0	\$0	\$0	\$0
Licenses, Permits, Franchises	\$1,230,581	\$1,377,676	\$1,285,000	\$0	\$1,285,000
Fines, Forfeitures, Penalties	\$0	\$0	\$0	\$0	\$0
Revenue from use of Assets	\$0	\$0	\$0	\$0	\$0
Intergovernmental Revenue	\$0	\$0	\$0	\$0	\$0
Charges for Service	\$306,664	\$326,728	\$242,800	\$0	\$242,800
Miscellaneous Revenue	\$1,890	\$1,603	\$1,380	\$0	\$1,380
Other Financing Sources	\$332,711	\$68,425	\$75,000	\$0	\$75,000
Total Revenue	\$1,871,846	\$1,774,432	\$1,604,180	\$0	\$1,604,180
Salaries and Benefits	\$1,223,499	\$1,248,544	\$1,441,916	\$0	\$1,441,916
Services and Supplies	\$426,314	\$168,321	\$112,400	\$0	\$112,400
Other Charges	\$132,134	\$140,256	\$149,864	\$0	\$149,864
Fixed Assets					
Equipment	\$12,007	\$0	\$0	\$0	\$0
Other Financing Uses	\$38,102	\$0	\$0	\$0	\$0
Equity	\$0	\$0	\$0	\$0	\$0
Intrafund	\$0	\$0	\$0	\$0	\$0
Contingencies	\$0	\$0	\$0	\$0	\$0
Gross Costs	\$1,832,056	\$1,557,121	\$1,704,180	\$0	\$1,704,180
Fund Balance	(\$39,790)	(\$217,311)	\$100,000	\$0	\$100,000
Net County Cost	\$0	\$0	\$0	\$0	\$0

PROGRAM DISCUSSION

At the proposed level of funding, the Department can maintain all of core functions of the Division: issuance of building permits, construction inspection, plans examination, and also maintain building code enforcement pertaining to customer complaints. The Division will continue its partnership with the City of Ceres and the City of Oakdale by providing plans examination, construction inspection services, and building official administration. The Division also provides support to the County's Capital Projects Division in the form of project oversight, construction management, and administration. Additionally, the Division is responsible for calculation and collection support for the Public Facilities Fees (PFF) Program.

The installation of the new Accela permit software has been completed and implementation of the Citizen Access Module for online permitting is ongoing and expected to be completed in the first quarter of the Fiscal Year 2013-2014. Maintenance and software licensing of the Accela Permit software is estimated to be \$46,000 annually. Mandatory training for the Building Division's Plan Check Engineers and Building Inspectors will continue to be provided in order to comply with the minimum standards set forth by the State of California for continuing education hours. In addition, the Department will ensure the maintenance of all necessary certifications.

The Department continues to experience revenue growth due to increased construction permit activities. In Fiscal Year 2008-2009, the division processed approximately 1,900 permits, In Fiscal Year 2012-2013; the division is projecting to process approximately 2,300 permits by fiscal year-end. The steady increase in building permit and land use activity has begun to strain existing current staff and create delays with the application process. As such, the division is requesting to fund one Administrative Clerk III position at a total estimated annual cost of \$60,000, recommended to be funded from a combination of increased fee revenue and departmental fund balance.

STAFFING RECOMMENDATIONS

Adopted Proposed Budget

Due to increased construction permit activities, the Department is requesting to restore one unfunded Administrative Clerk III position to assist with routine customer service, reception, and associated work that is part of the permit process for both Building and Planning Divisions. This position will enable the Department to process applications in an efficient and effective manner.

Total current authorized positions— 13

It is recommended to restore one unfunded Administrative Clerk III position.

Total recommended authorized positions— 14

Final Budget

There are no recommended changes to the current level of staffing.

BUDGET RECOMMENDATIONS

Adopted Proposed Budget

It is recommended that a budget of \$1,704,180 be approved for the Planning - Building Permits. This budget is funded from \$1,604,180 in estimated department revenue, and \$100,000 in departmental fund balance.

Final Budget

There are no recommended changes in funding to this budget.

STANISLAUS COUNTY, CALIFORNIA
Fiscal Year 2013-2014

PUBLIC PROTECTION
Protection Inspection



PLANNING—DANGEROUS BUILDING ABATEMENT

Budget Unit 1746 0043290
 Special Revenue Fund

SERVICES PROVIDED

The Dangerous Building Abatement fund is used as a last resort for the demolition and removal of dangerous and/or abandoned buildings that pose a distinct health and safety threat to the residents of Stanislaus County. The first step in this process is to locate the owner and successfully work with the owner to bring resolution to the dangerous building. When the owner is unwilling to take corrective action or cannot be located, a cost evaluation is completed and a lien is placed on the property to ensure compliance. Expenses are recovered through property taxes or the sale of the property, whichever comes first.

FUND/CASH BALANCE

As stated in the Adopted Proposed Budget, this fund was projected to have a positive fund balance of \$140,000 as of July 1, 2013 compared to the July 1, 2012 positive balance of \$117,389. The actual fund balance as of July 1, 2013 is \$44,904; a decrease to the projected fund balance as a result of a computation error at Proposed Budget. As of July 1, 2013, this fund has a positive cash balance of \$144,979 compared to the July 1, 2012 positive balance of \$160,056. The difference between the cash and fund balance is an outstanding liability on the balance sheet.

Planning - Dangerous Bldg Abatement					
Classification	2011-2012 Actual	2012-2013 Actual	2013-2014 Adopted Proposed	2013-2014 Recommended Adjustments	2013-2014 Recommended Final Budget
Taxes	\$0	\$0	\$0	\$0	\$0
Licenses, Permits, Franchises	\$0	\$0	\$0	\$0	\$0
Fines, Forfeitures, Penalties	\$0	\$0	\$0	\$0	\$0
Revenue from use of Assets	\$0	\$0	\$0	\$0	\$0
Intergovernmental Revenue	\$0	\$0	\$0	\$0	\$0
Charges for Service	\$0	\$0	\$0	\$0	\$0
Miscellaneous Revenue	\$0	\$0	\$0	\$0	\$0
Other Financing Sources	\$0	\$0	\$0	\$0	\$0
Total Revenue	\$0	\$0	\$0	\$0	\$0
Salaries and Benefits	\$0	\$0	\$0	\$0	\$0
Services and Supplies	\$28,927	\$8,505	\$2,000	\$0	\$2,000
Other Charges	\$32,607	\$2,446	\$38,000	\$0	\$38,000
Fixed Assets	\$0	\$0	\$0	\$0	\$0
Other Financing Uses	\$0	\$0	\$0	\$0	\$0
Equity	\$0	\$0	\$0	\$0	\$0
Intrafund	\$0	\$0	\$0	\$0	\$0
Contingencies	\$0	\$0	\$0	\$0	\$0
Gross Costs	\$61,534	\$10,951	\$40,000	\$0	\$40,000
Fund Balance	\$61,534	\$10,951	\$40,000	\$0	\$40,000
Net County Cost	\$0	\$0	\$0	\$0	\$0

PROGRAM DISCUSSION

At the proposed level of funding, the Department can successfully maintain the Dangerous Building Abatement Program. Department staff will research and work with available resources to fund the safest and most efficient resolution possible for the demolition and removal of dangerous and/or abandoned buildings that pose a health and safety risk. While activity varies annually, the Dangerous Building Abatement Program's case load has increased significantly, attributed to the excessive number of foreclosed and abandoned homes in the region. Due to reduced staffing levels during the 2012-2013 Fiscal Year, the Supervising Building Inspector that normally operates the Dangerous Building Program was required to focus his priorities on providing core services throughout the department, such as field inspections, plan checking and permit counter coverage.

The Dangerous Building fund balance revolves around reimbursement of costs generated from forced cleanup activities. Revenue is provided exclusively by the repayment of abatement liens placed on the parcel at the conclusion of the abatement process through tax assessment, tax sale of the property or by owner of the property. Due to the decreases in activity and revenue collection, the Department will maintain a conservative approach to ensure funding availability to address the most serious health and safety risks.

STAFFING RECOMMENDATIONS

Adopted Proposed Budget

Total current authorized positions— 0

Final Budget

There are no recommended changes to the current level of staffing.

BUDGET RECOMMENDATIONS

Adopted Proposed Budget

It is recommended that a budget of \$40,000 be approved for the Planning - Dangerous Building Abatement. This budget is funded from \$40,000 in departmental fund balance.

Final Budget

There are no recommended changes in funding to this budget.

STANISLAUS COUNTY, CALIFORNIA
Fiscal Year 2013-2014



PUBLIC RESOURCES
Other Protection

PLANNING—GENERAL PLAN MAINTENANCE

Budget Unit 179A 0025521
 Special Revenue Fund

SERVICES PROVIDED

The General Plan Maintenance budget was established for the purpose of collecting fees from land use and building permit applications to provide for the comprehensive update to Stanislaus County's General Plan. The General Plan is composed of several different elements: Land Use, Circulation, Conservation/Open Space, Noise, Safety, Housing and Agricultural, all of which are very unique and have specific statutory requirements.

FUND/CASH BALANCE

As of July 1, 2013, this fund has a positive fund balance of \$1,444,441 compared to the July 1, 2012 positive balance of \$1,440,350. This increase is the result of increased costs associated with the comprehensive update to the County's General Plan that have not yet been spent. Cash is tracking similar to fund balance.

A significant portion of the available balance, approximately \$684,000 is encumbered in a contract with ICF International (formerly ICF Jones and Stokes) for technical planning services necessary to complete the General Plan Update. Future funding will be reserved to update different elements as required by the State of California or in association with the Sustainable Communities effort.

Planning - General Plan Maintenance					
Classification	2011-2012 Actual	2012-2013 Actual	2013-2014 Adopted Proposed	2013-2014 Recommended Adjustments	2013-2014 Recommended Final Budget
Taxes	\$0	\$0	\$0	\$0	\$0
Licenses, Permits, Franchises	\$0	\$0	\$0	\$0	\$0
Fines, Forfeitures, Penalties	\$0	\$0	\$0	\$0	\$0
Revenue from use of Assets	\$15,519	\$8,983	\$16,000	\$0	\$16,000
Intergovernmental Revenue	\$0	\$0	\$0	\$0	\$0
Charges for Service	\$102,442	\$114,069	\$101,000	\$0	\$101,000
Miscellaneous Revenue	\$0	\$0	\$0	\$0	\$0
Other Financing Sources	\$0	\$0	\$0	\$0	\$0
Total Revenue	\$117,961	\$123,052	\$117,000	\$0	\$117,000
Salaries and Benefits	\$0	\$0	\$0	\$0	\$0
Services and Supplies	\$19,836	\$9,856	\$1,000	\$0	\$1,000
Other Charges	\$85,027	\$122,204	\$125,000	\$0	\$125,000
Fixed Assets	\$0	\$0	\$0	\$0	\$0
Other Financing Uses	\$0	\$0	\$0	\$0	\$0
Equity	\$0	\$0	\$0	\$0	\$0
Intrafund	\$0	\$0	\$0	\$0	\$0
Contingencies	\$0	\$0	\$0	\$0	\$0
Gross Costs	\$104,863	\$132,060	\$126,000	\$0	\$126,000
Fund Balance	(\$13,098)	\$9,008	\$9,000	\$0	\$9,000
Net County Cost	\$0	\$0	\$0	\$0	\$0

PROGRAM DISCUSSION

At the proposed level funding, the Department can complete the update to the Stanislaus County General Plan and continue the participation with the Stanislaus County Council of Governments (StanCOG) and the nine cities on development of the Regional Transportation Plan and related Sustainable Communities Strategy/Valley Vision Stanislaus (a plan being prepared by StanCOG to address the reduction in vehicle miles traveled and demonstrate an ability for the region to attain greenhouse gas reduction targets set by the California Air Resources Board).

The contract with the firm of ICF International for work on the Comprehensive General Plan Update has sufficient funding remaining. The comprehensive update is being handled in two primary phases: policy development and environmental assessment. The policy development portion of the update is being handled by Planning staff, with support from ICF International, and has undergone some delays due to staffing constraints. It is anticipated that the comprehensive update will be completed in Fiscal Year 2013-2014.

STAFFING RECOMMENDATIONS

Adopted Proposed Budget

Total current authorized positions— 0

Final Budget

There are no recommended changes to the current level of staffing.

BUDGET RECOMMENDATIONS

Adopted Proposed Budget

It is recommended that a budget of \$126,000 be approved for the Planning - General Plan Maintenance. This budget is funded from \$117,000 in estimated department revenue and \$9,000 in departmental fund balance.

Final Budget

There are no recommended changes in funding to this budget.

STANISLAUS COUNTY, CALIFORNIA
Fiscal Year 2013-2014



PUBLIC RESOURCES
Other Protection

PLANNING—REDEVELOPMENT AGENCY

Budget Unit 2061 0025700
 Capital Projects Fund

SERVICES PROVIDED

As of February 1, 2012, following the California Supreme Court's December 29, 2011 order finding the Redevelopment Agency Dissolution Act (ABx1 26) constitutional, the Stanislaus County Redevelopment Agency was dissolved and is no longer in existence. All Redevelopment Agency responsibilities have been transferred to Stanislaus County to act as the Successor Agency and Successor Housing Agency.

FUND/CASH BALANCE

As of July 1, 2013, this fund has a zero fund balance similar to the July 1, 2012 zero fund balance. Cash is tracking similar to fund balance.

Planning - Redevelopment Agency					
Classification	2011-2012 Actual	2012-2013 Actual	2013-2014 Adopted Proposed	2013-2014 Recommended Adjustments	2013-2014 Recommended Final Budget
Taxes	\$393,611	\$0	\$0	\$0	\$0
Licenses, Permits, Franchises	\$0	\$0	\$0	\$0	\$0
Fines, Forfeitures, Penalties	\$0	\$0	\$0	\$0	\$0
Revenue from use of Assets	(\$29,344)	\$0	\$0	\$0	\$0
Intergovernmental Revenue	\$37,581	\$0	\$0	\$0	\$0
Charges for Service	\$3,542	\$0	\$0	\$0	\$0
Miscellaneous Revenue	\$0	\$0	\$0	\$0	\$0
Other Financing Sources	\$0	\$0	\$0	\$0	\$0
Total Revenue	\$405,390	\$0	\$0	\$0	\$0
Salaries and Benefits	\$0	\$0	\$0	\$0	\$0
Services and Supplies	\$56,274	\$0	\$0	\$0	\$0
Other Charges	\$1,462,898	\$0	\$0	\$0	\$0
Fixed Assets	\$0	\$0	\$0	\$0	\$0
Other Financing Uses	\$0	\$0	\$0	\$0	\$0
Equity	\$0	\$0	\$0	\$0	\$0
Intrafund	\$0	\$0	\$0	\$0	\$0
Contingencies	\$0	\$0	\$0	\$0	\$0
Gross Costs	\$1,519,172	\$0	\$0	\$0	\$0
Fund Balance	\$1,113,782	\$0	\$0	\$0	\$0
Net County Cost	\$0	\$0	\$0	\$0	\$0

PROGRAM DISCUSSION

All Redevelopment Agency Capital Projects funds have been transferred to the Redevelopment Obligation Retirement Fund pursuant to statute and this budget unit is no longer active. Historically, the Redevelopment Agency budget provided fiscal resources to implement or construct programs and projects that primarily were designed to eliminate blighted conditions in established redevelopment agencies.

STAFFING RECOMMENDATIONS

Adopted Proposed Budget

Total current authorized positions— 0

Final Budget

There are no recommended changes to the current level of staffing.

BUDGET RECOMMENDATIONS

Adopted Proposed Budget

There is no Recommended Proposed Budget for the Planning - Redevelopment Agency as this budget is now inactive. This budget will remain in the County budget for three years to comply with the State Controller reporting requirements.

Final Budget

There are no recommended changes in funding to this budget.

STANISLAUS COUNTY, CALIFORNIA
Fiscal Year 2013-2014
PUBLIC RESOURCES
Other Protection



PLANNING—REDEVELOPMENT AGENCY- HOUSING SET ASIDE

Budget Unit 2062 0025780
 Capital Projects Fund

SERVICES PROVIDED

As of February 1, 2012, following the California Supreme Court’s December 29, 2011 order finding the Redevelopment Agency Dissolution Act (ABx1 26) constitutional, the Stanislaus County Redevelopment Agency was dissolved and is no longer in existence. All Redevelopment Agency responsibilities have been transferred to Stanislaus County to act as the Successor Agency and Successor Housing Agency.

FUND/CASH BALANCE

As of July 1, 2013, this fund has a zero fund balance similar to the July 1, 2012 zero fund balance. Cash is tracking similar to fund balance.

Planning - RDA Housing Set Aside					
Classification	2011-2012 Actual	2012-2013 Actual	2013-2014 Adopted Proposed	2013-2014 Recommended Adjustments	2013-2014 Recommended Final Budget
Taxes	\$0	\$0	\$0	\$0	\$0
Licenses, Permits, Franchises	\$0	\$0	\$0	\$0	\$0
Fines, Forfeitures, Penalties	\$0	\$0	\$0	\$0	\$0
Revenue from use of Assets	(\$33,461)	\$0	\$0	\$0	\$0
Intergovernmental Revenue	\$0	\$0	\$0	\$0	\$0
Charges for Service	\$0	\$0	\$0	\$0	\$0
Miscellaneous Revenue	\$1,580	\$0	\$0	\$0	\$0
Other Financing Sources	\$0	\$0	\$0	\$0	\$0
Total Revenue	(\$31,881)	\$0	\$0	\$0	\$0
Salaries and Benefits	\$0	\$0	\$0	\$0	\$0
Services and Supplies	\$50,373	\$0	\$0	\$0	\$0
Other Charges	\$220,000	\$0	\$0	\$0	\$0
Fixed Assets	\$0	\$0	\$0	\$0	\$0
Other Financing Uses	\$0	\$0	\$0	\$0	\$0
Equity	\$0	\$0	\$0	\$0	\$0
Intrafund	\$0	\$0	\$0	\$0	\$0
Contingencies	\$0	\$0	\$0	\$0	\$0
Gross Costs	\$270,373	\$0	\$0	\$0	\$0
Fund Balance	\$302,254	\$0	\$0	\$0	\$0
Net County Cost	\$0	\$0	\$0	\$0	\$0

PROGRAM DISCUSSION

All Redevelopment Agency - Housing Set Aside funds have been transferred to the Planning – Successor Housing Agency funds and this budget is no longer active. Historically, the Redevelopment Agency Housing Set Aside budget provided fiscal resources to implement or construct programs and projects that primarily assisted low- and moderate- income households with rehabilitation, construction, and acquisition of affordable housing.

STAFFING RECOMMENDATIONS

Adopted Proposed Budget

Total current authorized positions— 0

Final Budget

There are no recommended changes to the current level of staffing.

BUDGET RECOMMENDATIONS

Adopted Proposed Budget

There is no Recommended Proposed Budget for the Planning - Redevelopment Agency Housing Set Aside as this budget is now inactive. This budget will remain in the County budget for three years to comply with the State Controller reporting requirements.

Final Budget

There are no recommended changes in funding to this budget.

STANISLAUS COUNTY, CALIFORNIA
Fiscal Year 2013-2014
PUBLIC RESOURCES
Other Protection



PLANNING—SALIDA PLANNING EFFORTS

Budget Unit 178D 0025601
 Special Revenue Fund

SERVICES PROVIDED

The Salida Planning Efforts budget provides funding and guidance for the Salida Community Plan Update and conceptual land use, infrastructure, and funding strategy.

FUND/CASH BALANCE

As of July 1, 2013, this fund has a positive fund balance of \$441,220, unchanged from the fund balance amount as of July 1, 2012. This is consistent with the strategy used by the Salida Planning Efforts fund in recent fiscal years and is a direct result of current economic conditions and the halt to development activity in the plan area. Cash is tracking similar to fund balance.

Planning - Salida Planning Efforts					
Classification	2011-2012 Actual	2012-2013 Actual	2013-2014 Adopted Proposed	2013-2014 Recommended Adjustments	2013-2014 Recommended Final Budget
Taxes	\$0	\$0	\$0	\$0	\$0
Licenses, Permits, Franchises	\$0	\$0	\$0	\$0	\$0
Fines, Forfeitures, Penalties	\$0	\$0	\$0	\$0	\$0
Revenue from use of Assets	\$0	\$0	\$0	\$0	\$0
Intergovernmental Revenue	\$0	\$0	\$0	\$0	\$0
Charges for Service	\$0	\$0	\$0	\$0	\$0
Miscellaneous Revenue	\$0	\$0	\$0	\$0	\$0
Other Financing Sources	\$0	\$0	\$0	\$0	\$0
Total Revenue	\$0	\$0	\$0	\$0	\$0
Salaries and Benefits	\$0	\$0	\$0	\$0	\$0
Services and Supplies	\$0	\$0	\$0	\$0	\$0
Other Charges	\$0	\$0	\$0	\$0	\$0
Fixed Assets	\$0	\$0	\$0	\$0	\$0
Other Financing Uses	\$0	\$0	\$0	\$0	\$0
Equity	\$0	\$0	\$0	\$0	\$0
Intrafund	\$0	\$0	\$0	\$0	\$0
Contingencies	\$0	\$0	\$0	\$0	\$0
Gross Costs	\$0	\$0	\$0	\$0	\$0
Fund Balance	\$0	\$0	\$0	\$0	\$0
Net County Cost	\$0	\$0	\$0	\$0	\$0

PROGRAM DISCUSSION

Due to current economic conditions and the halt of development in the Salida Community Plan area, it is unknown what level of activity may be required in Fiscal Year 2013-2014. The activity will be monitored through the upcoming budget year and the Department will return to the Board of Supervisors to make necessary adjustments either through a separate agenda item or through one of the quarterly financial reports if necessary.

STAFFING RECOMMENDATIONS

Adopted Proposed Budget

Total current authorized positions— 0

Final Budget

There are no recommended changes to the current level of staffing.

BUDGET RECOMMENDATIONS

Adopted Proposed Budget

There is no Recommended Proposed Budget for the Planning - Salida Planning Efforts. This budget, currently on hold due to economic conditions and the lack of development in the area, is traditionally funded from prior developer contributions.

Final Budget

There are no recommended changes in funding to this budget.

STANISLAUS COUNTY, CALIFORNIA
Fiscal Year 2013-2014

PUBLIC RESOURCES
Other Protection



PLANNING—SPECIAL REVENUE GRANTS

Budget Unit 1717–1722 0025450
Special Revenue Fund

SERVICES PROVIDED

Within the Special Revenue Grants budget are several grant programs, including: Community Development Block Grant (CDBG), Emergency Solutions Grant (ESG), Neighborhood Stabilization Program (NSP), Home Investment Partnership Program (HOME), California Housing and Community Development (CalHome), Community Development Block Grant-Recovery (CDBG-R), and related Program Income (PI) funds. These funds are used to provide housing rehabilitation, construction of community infrastructure, down payment assistance to income-eligible persons, public service activities; to assist with programs partnering in the goal to end long-term homelessness. They also assist to implement other programs and activities as listed in the Stanislaus County CDBG Consolidated Plan and Annual Action Plans. Stanislaus County is the lead agency for the Stanislaus County CDBG Urban County and a participating member in the Turlock/Stanislaus County HOME Consortium. In addition to Stanislaus County, the Urban County participants include the cities of Ceres, Hughson, Newman, Oakdale, Patterson, and Waterford.

In December 2010, Stanislaus County and the nine incorporated cities were awarded a total of \$1,000,000 from the Strategic Growth Council through Proposition 84 funding to facilitate development of a Stanislaus County Regional Sustainability Toolbox. The Toolbox includes a variety of locally driven, community scale projects designed to assist jurisdictions in maintaining compliance with State mandated sustainability goals, blueprint plans, and greenhouse gas emission reduction thresholds. The Department is the lead jurisdiction in administering the grant over the next two fiscal years, and will continue taking the lead in developing a county-wide greenhouse gas inventory and regional Geographical Information Systems (GIS) enhancements.

During Fiscal Year 2012-2013, Stanislaus County was awarded an additional State grant for the Airport Neighborhood Urban Greening project. The County will partner with the City of Modesto and Tuolumne River Trust to process the \$350,000 grant.

CASH/FUND BALANCE

As stated in the Adopted Proposed Budget, this fund was projected to have a positive fund balance of \$90,000 as of July 1, 2013 compared to the July 1, 2012 positive balance of \$41,700. The actual fund balance as of July 1, 2013 is \$5,500, a decrease to the projected fund balance. The Special Revenue Grants is a combination of several Federal and State grants. The State grants provide funding in advance for activities and the Federal grants provide reimbursement after activities have been completed. The decrease in fund balance is due to the timing of the receipt of funds. Cash is tracking similar to fund balance.

Planning - Special Revenue Grants					
Classification	2011-2012 Actual	2012-2013 Actual	2013-2014 Adopted Proposed	2013-2014 Recommended Adjustments	2013-2014 Recommended Final Budget
Taxes	\$0	\$0	\$0	\$0	\$0
Licenses, Permits, Franchises	\$0	\$0	\$0	\$0	\$0
Fines, Forfeitures, Penalties	\$0	\$0	\$0	\$0	\$0
Revenue from use of Assets	\$0	\$0	\$0	\$0	\$0
Intergovernmental Revenue	\$3,800,121	\$5,644,633	\$5,455,599	\$360,490	\$5,816,089
Charges for Service	\$363,038	\$250,664	\$247,962	\$0	\$247,962
Miscellaneous Revenue	\$55,965	\$41,450	\$76,200	\$0	\$76,200
Other Financing Sources	\$0	\$0	\$0	\$0	\$0
Total Revenue	\$4,219,124	\$5,936,747	\$5,779,761	\$360,490	\$6,140,251
Salaries and Benefits	\$0	\$0	\$0	\$0	\$0
Services and Supplies	\$3,661,649	\$5,400,077	\$2,640,237	\$323,964	\$2,964,201
Other Charges	\$619,784	\$538,882	\$990,743	\$36,526	\$1,027,269
Fixed Assets	\$0	\$0	\$0	\$0	\$0
Other Financing Uses	\$0	\$0	\$0	\$0	\$0
Equity	\$0	\$0	\$0	\$0	\$0
Intrafund	\$0	\$0	\$0	\$0	\$0
Contingencies	\$0	\$0	\$0	\$0	\$0
Gross Costs	\$4,281,433	\$5,938,959	\$3,630,980	\$360,490	\$3,991,470
Fund Balance	\$62,309	\$2,212	(\$2,148,781)	\$0	(\$2,148,781)
Net County Cost	\$0	\$0	\$0	\$0	\$0

PROGRAM DISCUSSION

At the proposed level of funding, the Department can continue to provide necessary assistance to income eligible persons and organizations serving those persons. New funding has been allocated for the Community Development Block Grant (CDBG) and the Emergency Solutions Grant (ESG) in Fiscal Year 2013-2014. The original allocation for the Neighborhood Stabilization Program 1 (NSP1) has been exhausted but program activity will continue through the re-use of Program Income (PI) funds. The original allocation for NSP3 will be exhausted this fiscal year, however, program activity will continue through the re-use of PI funds. Two separate grants awarded from the State CalHome Program will continue to assist owner-occupied housing rehabilitation assistance and down payment assistance for first time home buyers.

The Planning Department will continue to function as the lead jurisdiction for the Proposition 84 Regional Sustainability Toolbox with the nine cities within the County and the Airport Neighborhood Urban Greening Grant.

Staffing for the general administration of the Special Revenue programs is provided by existing Planning Department staff. While much of the program delivery administration is conducted under contract by outside staff, the Department's staff is still responsible for program monitoring and delivery of administrative activities. Over the last few years, the Department has allocated more staff to Special Revenue programs; however, there is no additional capacity to allocate further staff and, due to staffing constraints, some of the staff is being re-allocated to perform Planning Division services.

STAFFING IMPACTS

Adopted Proposed Budget

Total current authorized positions— 0

Final Budget

There are no recommended changes to the current level of staffing.

BUDGET RECOMMENDATIONS

Adopted Proposed Budget

It is recommended that a budget of \$3,630,980 be approved for Planning - Special Revenue Grants. This budget is funded from \$5,779,761 in estimated department revenue that will result in a \$2,148,781 positive contribution to departmental fund balance.

Final Budget

The Department of Housing and Urban Development has released the allocations for the County and six partner cities and the funding reflects an increase of \$415,505 from the prior fiscal year. In addition the Emergency Solution grant allocation received a decrease of \$55,015 from the prior year allocation. The Department is requesting a net increase in estimated revenue and appropriations in the amount of \$360,490 as a result of these allocations.

STANISLAUS COUNTY, CALIFORNIA
Fiscal Year 2013-2014
PUBLIC RESOURCES
Other Protection



PLANNING—SUCCESSOR HOUSING AGENCY

Budget Unit 1250 00134001
Special Revenue Fund

SERVICES PROVIDED

As of February 1, 2012, following California Supreme Court's December 29, 2011 order finding the Redevelopment Agency Dissolution Act (ABx1 26) constitutional, the Stanislaus County Redevelopment Agency was dissolved and is no longer in existence. All Redevelopment Agency responsibilities have been transferred to Stanislaus County to act as the Successor Agency (SA) and Successor Housing Agency (SHA).

The Stanislaus County SHA assumes the function of the former Stanislaus County Redevelopment Agency and; provides fiscal resources to implement programs or construct projects that primarily assist low- and moderate-income households with rehabilitation, construction and acquisition of affordable housing. Resources for these programs/projects historically were established in Planning – Redevelopment Housing Set Aside which is no longer an active budget.

FUND/CASH BALANCE

As of July 1, 2013, this fund is projected to have a zero fund and cash balance compared to the July 1, 2012 positive balance of \$9,894,816. This is primarily a result of the State of California's Department of Finance Notice of Final Determination which indicated the Low to Moderate Income Housing Fund balance was not an enforceable obligation. As such, the Successor Housing Agency transferred the remaining funds to the Auditor-Controller to distribute back to the original taxing entities. The actual fund and cash balance as of July 1, 2013 is a negative \$46,060. This negative balance is due to a transfer to Low and Moderate Income Housing Fund to taxing entities per the Department of Finance Due Diligence Review. The total transfer amount included non-cash assets such as Invest-Fair Market Value and interest receivable, resulting in excess cash being distributed. The Auditor-Controller's Office is reviewing this fund and expect that once assets are liquidated the balance will be zero.

Planning - Successor Housing Agency					
Classification	2011-2012 Actual	2012-2013 Actual	2013-2014 Adopted Proposed	2013-2014 Recommended Adjustments	2013-2014 Recommended Final Budget
Taxes	\$0	\$0	\$0	\$0	\$0
Licenses, Permits, Franchises	\$0	\$0	\$0	\$0	\$0
Fines, Forfeitures, Penalties	\$0	\$0	\$0	\$0	\$0
Revenue from use of Assets	\$158,062	(\$38,437)	\$0	\$0	\$0
Intergovernmental Revenue	\$0	\$0	\$0	\$0	\$0
Charges for Service	\$0	\$0	\$0	\$0	\$0
Miscellaneous Revenue	\$526	\$541	\$0	\$0	\$0
Other Financing Sources	\$0	\$0	\$0	\$0	\$0
Total Revenue	\$158,588	(\$37,896)	\$0	\$0	\$0
Salaries and Benefits	\$0	\$0	\$0	\$0	\$0
Services and Supplies	\$8,765	\$10,052,753	\$0	\$0	\$0
Other Charges	\$51	(\$1)	\$0	\$0	\$0
Fixed Assets	\$0	\$0	\$0	\$0	\$0
Other Financing Uses	\$0	\$0	\$0	\$0	\$0
Equity	\$0	\$0	\$0	\$0	\$0
Intrafund	\$0	\$0	\$0	\$0	\$0
Contingencies	\$0	\$0	\$0	\$0	\$0
Gross Costs	\$8,816	\$10,052,752	\$0	\$0	\$0
Fund Balance	(\$149,772)	\$10,090,648	\$0	\$0	\$0
Net County Cost	\$0	\$0	\$0	\$0	\$0

PROGRAM DISCUSSION

There is no funding proposed for this budget. The Dissolution Act does not provide for funding of the Successor Housing Agency (SHA) activities and the California State Department of Finance has determined that the Administrative Cost Allowance for the Successor Agency cannot be used to cover administrative expenses of the SHA. Due to the limited cash balance of the SHA, the primary function of the SHA is to monitor the outstanding deferred loans, and associated covenants, provided by the former Stanislaus County Redevelopment Agency for down payment assistance and housing rehabilitation. Payments made on these deferred loans will be received by the SHA as program income. Program income will be combined with Special Revenue funds to provide housing programs to income qualified individuals.

A technical adjustment will be made to move this budget unit to a trust fund.

STAFFING RECOMMENDATIONS

Adopted Proposed Budget

Total current authorized positions— 0

Final Budget

There are no recommended changes to the current level of staffing.

BUDGET RECOMMENDATIONS

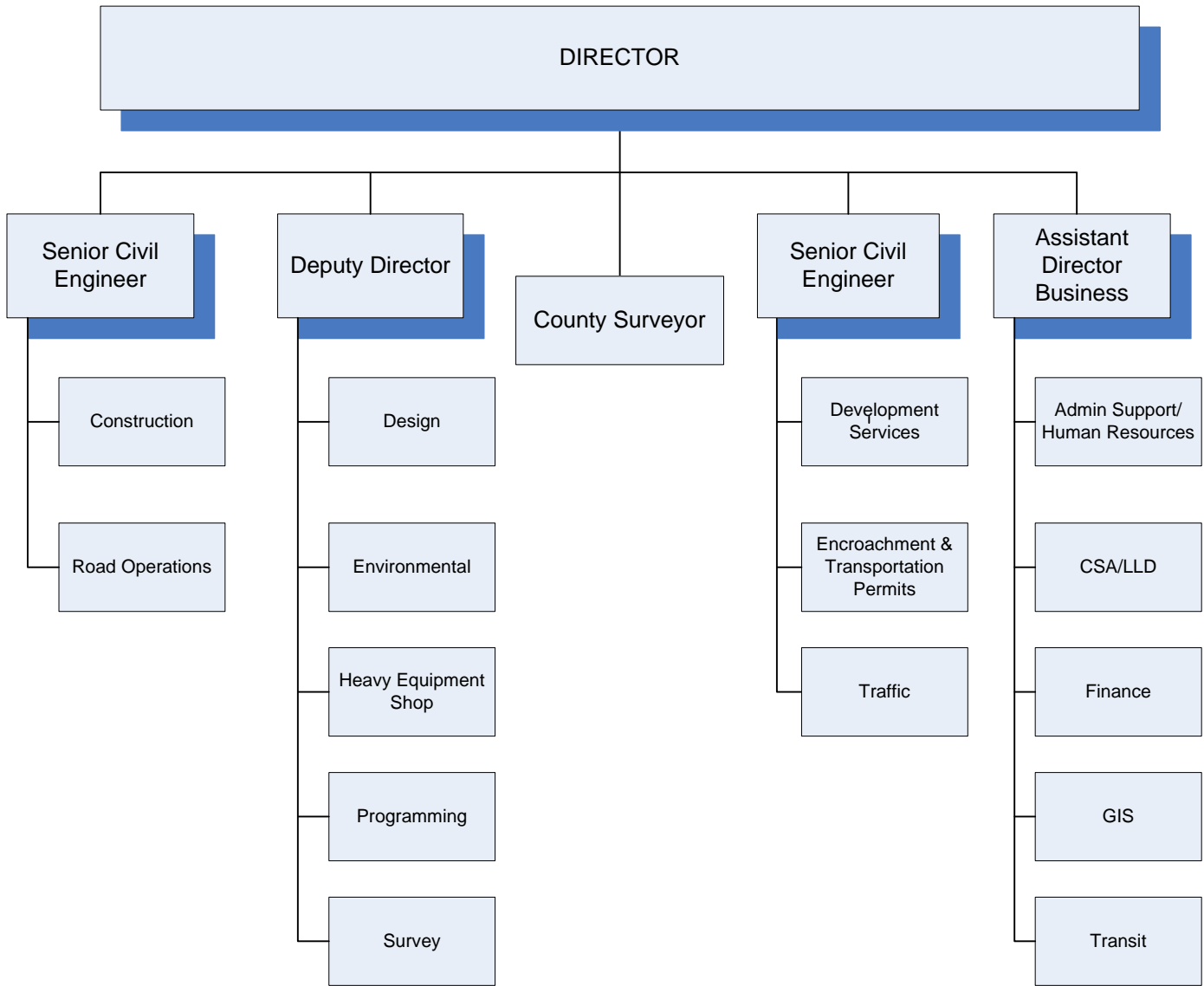
Adopted Proposed Budget

There is no Recommended Proposed Budget for the Planning - Successor Housing Agency as this budget is now inactive. This budget will remain in the County budget for three years to comply with the State Controller reporting requirements.

Final Budget

There are no recommended changes in funding to this budget.

STANISLAUS COUNTY
PUBLIC WORKS



Revised April 2013



PUBLIC RESOURCES
Public Ways

PUBLIC WORKS
Matt Machado, Director

BUDGET AT A GLANCE	
Gross Costs	\$99,757,680
Total Revenue	\$94,046,633
Fund Balance/Retained Earnings	\$5,711,047
Net County Cost	\$0
Total Recommended Staffing	107
% Funded by Local Discretionary Funds	0.0%

MISSION STATEMENT

The mission of the Public Works Department is to manage and improve infrastructure through safe and efficient use of resources and assets, for the benefit of our citizens.

ACCOMPLISHMENTS AND OBJECTIVES

The Accomplishments of 2012-2013 and Objectives for the 2013-2014 Fiscal Year for Public Works include:

FISCAL YEAR 2012-2013 ACCOMPLISHMENTS	FISCAL YEAR 2013-2014 OBJECTIVES
<ul style="list-style-type: none"> ◆ Secured funding and began construction of the SR99/SR219 (Kiernan Avenue) Interchange. ◆ Transit Division initiated and finalized the merger of Stanislaus Regional Transit and the Riverbank Oakdale Transit Authority. ◆ Resurfaced 61 miles of roadway with conventional chip seal. ◆ Developed a Local Traffic Mitigation Fund Program. ◆ Completed environmental phase of the Geer Road Bridge project. ◆ Provided GIS intranet access to city personnel within Stanislaus County. 	<ul style="list-style-type: none"> ◆ Conduct a Transit Planning Study of all StaRT services to identify possible service and efficiency enhancements. ◆ Resurface 75 miles of roadway with conventional chip seal. ◆ Begin construction of the Claribel Road Widening Project (McHenry Ave. to Oakdale Rd.). ◆ Begin design of Morgan Shop Heavy Equipment Shop. ◆ Board adoption and implementation of a Local Traffic Mitigation Fund Program. ◆ Develop and finalize the finance plan for the Parklawn Sewer Project.

BUDGETS WITHIN THE PUBLIC WORKS DEPARTMENT INCLUDE:

- ◆ Administration
- ◆ Engineering
- ◆ Local Transit System
- ◆ Morgan Shop
- ◆ Road and Bridge

STANISLAUS COUNTY, CALIFORNIA
Fiscal Year 2013-2014



PUBLIC RESOURCES
Public Ways

PUBLIC WORKS—ADMINISTRATION

Budget Unit 1201 0040001
 Special Revenue Fund

SERVICES PROVIDED

The Public Works Administration Division provides leadership, operational coordination, and policy development for all Public Works' divisions. The finance section provides budgeting, financial, and cost accounting services. The technical staff develops and maintains the Department's geographical information and maps (GIS services) to all divisions of the Public Works Department, other County departments, and other government agencies.

FUND/CASH BALANCE

As of July 1, 2013, this fund has a positive fund balance of \$128,085 compared to the July 1, 2012 positive balance of \$128,709. As stated in the Adopted Proposed Budget, cash was tracking similar to fund balance as of July 1, 2013. The actual cash balance as of July 1, 2013 is \$215,194, compared to the July 1, 2012 positive cash balance of \$172,026. This increase is due to outstanding variances in payables and receivables.

Public Works - Administration					
Classification	2011-2012 Actual	2012-2013 Actual	2013-2014 Adopted Proposed	2013-2014 Recommended Adjustments	2013-2014 Recommended Final Budget
Taxes	\$0	\$0	\$0	\$0	\$0
Licenses, Permits, Franchises	\$0	\$0	\$0	\$0	\$0
Fines, Forfeitures, Penalties	\$0	\$0	\$0	\$0	\$0
Revenue from use of Assets	\$0	\$0	\$0	\$0	\$0
Intergovernmental Revenue	\$140,183	\$107,331	\$50,000	\$0	\$50,000
Charges for Service	\$1,311,554	\$1,413,390	\$1,418,310	\$0	\$1,418,310
Miscellaneous Revenue	\$93	\$420	\$0	\$0	\$0
Other Financing Sources	\$14,625	\$2,598	\$2,000	\$0	\$2,000
Total Revenue	\$1,466,455	\$1,523,739	\$1,470,310	\$0	\$1,470,310
Salaries and Benefits	\$1,200,379	\$1,243,654	\$1,219,169	\$0	\$1,219,169
Services and Supplies	\$124,705	\$181,322	\$145,150	\$0	\$145,150
Other Charges	\$102,483	\$99,387	\$105,991	\$0	\$105,991
Fixed Assets	\$0	\$0	\$0	\$0	\$0
Other Financing Uses	\$38,895	\$0	\$0	\$0	\$0
Equity	\$0	\$0	\$0	\$0	\$0
Intrafund	\$0	\$0	\$0	\$0	\$0
Contingencies	\$0	\$0	\$0	\$0	\$0
Gross Costs	\$1,466,462	\$1,524,363	\$1,470,310	\$0	\$1,470,310
Fund Balance	\$7	\$624	\$0	\$0	\$0
Net County Cost	\$0	\$0	\$0	\$0	\$0

PROGRAM DISCUSSION

At the proposed level of funding, the Department can maintain the resources necessary to provide the leadership coordination, and management direction of the four major operating divisions of the Public Works Department which include: Engineering; Transit; Road and Bridge (Operations and Construction Projects); and Morgan Shop. Funding is also provided for the continued support of Geographic

Information Systems (GIS) Central. Public Works will continue to update and maintain the County's geographical information system. However, this level of funding does not provide adequate resources to aggressively develop additional GIS capabilities.

The requested budget of \$1,470,310 is approximately 5.6% lower than the previous year's budget of \$1,558,008. The decrease is primarily the result of the requested transfer of a Deputy Director of Public Works position to Engineering.

STAFFING RECOMMENDATIONS

Adopted Proposed Budget

The Department is requesting to transfer out one Deputy Director of Public Works position from Administration to Engineering. The transfer better aligns the funding source of the position with the correct budget. The Department is also requesting to reclassify upward a vacant Staff Services Analyst to a block budgeted Accountant II position. Reclassifying the position to a block budgeted Accountant II will allow for the expansion of duties and will provide better structure for succession planning within the Finance Division.

Total current authorized positions— 11

It is recommended to transfer out one Deputy Director of Public Works position from Administration to Engineering. It is also recommended to reclassify upward one vacant Staff Services Analyst position to a block budgeted Accountant II position.

Total recommended authorized positions— 10

Final Budget

There are no recommended changes to the current level of staffing.

BUDGET RECOMMENDATIONS

Adopted Proposed Budget

It is recommended that a budget of \$1,470,310 be approved for Public Works – Administration. This budget is funded from \$1,470,310 in estimated department revenue generated from charging other Public Works divisions.

Final Budget

There are no recommended changes in funding to this budget.

STANISLAUS COUNTY, CALIFORNIA
Fiscal Year 2013-2014
PUBLIC RESOURCES
Public Ways



PUBLIC WORKS—ENGINEERING

Budget Unit 1202 0040249
Special Revenue Fund

SERVICES PROVIDED

The Public Works Engineering Division provides design and construction management for various road and bridge construction and reconstruction projects. It also provides for the establishment and maintenance management of various services districts, such as landscape, lighting, and storm drains. The Survey section, which includes the office of the County Surveyor, provides services for survey mapping, abandonment, certificates, monumentation, and indexing of County survey maps. The Engineering Division also provides for review of off-site development plans, writes conditions-of-approval, supports the Stanislaus County Planning Commission, and issues encroachment and transportation permits. Additionally, staff collects and provides analysis of traffic and vehicle accident data, ensures proper programming of Federal and State funds, and develops the Capital Improvement Program for Public Works.

The office of County Surveyor functions within the Department of Public Works. The primary function of the County Surveyor's office is to protect, maintain, and perpetuate land survey monuments. The County Surveyor represents the County in boundary disputes originating in the Public Land Survey System. This work and other activities of the County Surveyor are guided by local ordinance of Stanislaus County and mandated by State laws. Some of the mandated State laws include indexing of all recorded maps, establishing and maintaining County jurisdictional boundaries, county surveys as required by court action or as part of private land disputes, and preservation of original survey monumentation.

FUND/CASH BALANCE

As of July 1, 2013, this fund has a positive fund balance of \$129,474 compared to the July 1, 2012 fund balance of \$216,608. This decrease is due to the use of fund balance for non-reimbursable survey work mandates. As of July 1, 2013, the cash balance is \$231,588 compared to the July 1, 2012 balance of \$321,353. This decrease is also due to the use of fund balance for non-reimbursable survey work. The difference between the cash and fund balance is due to outstanding payables.

Public Works - Engineering					
Classification	2011-2012 Actual	2012-2013 Actual	2013-2014 Adopted Proposed	2013-2014 Recommended Adjustments	2013-2014 Recommended Final Budget
Taxes	\$0	\$0	\$0	\$0	\$0
Licenses, Permits, Franchises	\$0	\$0	\$0	\$0	\$0
Fines, Forfeitures, Penalties	\$0	\$0	\$0	\$0	\$0
Revenue from use of Assets	\$0	\$0	\$0	\$0	\$0
Intergovernmental Revenue	\$972	\$20,770	\$6,000	\$0	\$6,000
Charges for Service	\$3,431,219	\$3,288,208	\$3,615,245	\$0	\$3,615,245
Miscellaneous Revenue	\$162	\$465	\$150	\$0	\$150
Other Financing Sources	\$341,028	\$276,811	\$350,000	\$0	\$350,000
Total Revenue	\$3,773,381	\$3,586,254	\$3,971,395	\$0	\$3,971,395
Salaries and Benefits	\$2,703,754	\$2,864,492	\$3,190,496	\$0	\$3,190,496
Services and Supplies	\$189,850	\$174,284	\$167,035	\$0	\$167,035
Other Charges	\$594,653	\$643,282	\$792,501	\$0	\$792,501
Fixed Assets	\$0	\$0	\$0	\$0	\$0
Other Financing Uses	\$81,210	\$0	\$0	\$0	\$0
Equity	\$0	\$0	\$0	\$0	\$0
Intrafund	\$0	\$0	\$0	\$0	\$0
Contingencies	\$0	\$0	\$0	\$0	\$0
Gross Costs	\$3,569,467	\$3,682,058	\$4,150,032	\$0	\$4,150,032
Fund Balance	(\$203,914)	\$95,804	\$178,637	\$0	\$178,637
Net County Cost	\$0	\$0	\$0	\$0	\$0

PROGRAM DISCUSSION

At the proposed level of funding, the Department can maintain the resources required for road and bridge project design, traffic studies, project construction management, survey, subdivision map processing, right of way, encroachment permit inspection and land development. Also, resources will be used to continue making limited improvements in the Survey Monument Preservation Program to address loss and destruction of older survey monuments. The Engineering Division is primarily funded by charges for services.

The office of County Surveyor functions within the Department of Public Works. Services provided include review of final maps, parcel maps, records of survey, corner records, certifications of correction, and legal descriptions. The office also provides public assistance such as record information research, Assessor information, deeds, road deeds, property line disputes, and access issues. The work and other activities of the County Surveyor are guided by local ordinance of Stanislaus County and mandated by State laws. Some of the mandated state laws include indexing of all recorded maps, establishing and maintaining County jurisdictional boundaries, county surveys as required by court action or as part of private land disputes, and preservation of original survey monumentation. While this work is mandated and unquestionably important and necessary, no funding source has been identified.

The majority of funding for engineering services is provided through charges to the Road Fund, which is funded by Highway Users Tax (HUTA). The use of these funds is restricted to road related purposes pursuant to California's Streets and Highways Code (sections 2101, 2150). To ensure compliance with this mandate, the Department has refined the process for identifying road related work as opposed to non-road related work using the Department's cost accounting system. This results in some survey costs being non-recoverable. For Fiscal Year 2012-2013, approximately \$120,000 of survey staff time will have been on non-road related/non fee items and therefore not reimbursable through the road fund. There was sufficient fund balance in the PW Engineering budget to cover this shortfall, however ongoing deficits are not supportable. Therefore, the department is requesting an on-going County Match of approximately \$128,000 for funding of mandated, non-road related survey services for Fiscal Year 2013-2014 and future years.

The requested budget of \$4,150,032 is approximately 1.6% higher than the previous year's budget of \$4,084,490. The increase is primarily the result of the transfer of the Deputy Director position from Administration.

The majority of the costs of this budget unit are recovered through charges to users. Public Works' Road & Bridge division is the major user of these services.

STAFFING RECOMMENDATIONS

Adopted Proposed Budget

The Department is requesting to transfer in one Deputy Director of Public Works position from Administration. The transfer better aligns the funding source of the position with the correct budget. The Department is also requesting to unfund one vacant Senior Engineering Technician. The Department is further requesting to reclassify upward two Senior Civil Engineer positions to Deputy Director of Public Works positions due to a restructuring of the Department. With the recent retirement of the Deputy Director of Public Works in March 2013, the Department reviewed the internal structure of the Engineering Division and the responsibilities of the two Senior Civil Engineers. Some duties were redistributed, resulting in added responsibilities for these two positions. It is recommended a classification study be conducted on the request to reclassify two Senior Civil Engineers positions.

Total current authorized positions— 27

It is recommended to transfer in one Deputy Director of Public Works position from Administration to Engineering and to unfund one vacant Senior Engineering/Surveying Technician position.

Total recommended authorized positions— 27

Final Budget

The Department is requesting to restore one unfunded Senior Engineering/Surveying Technician due to an increased need for encroachment inspection services related to Pacific Gas & Electric's pipeline inspection and repair projects throughout the County. The Department is also requesting to reclassify one Engineering Aid II position downward to an Administrative Clerk III. In support of the "One Stop Shop" process, the Development Division of Public Works relocated from Morgan Shop to Tenth Street Place (TSP). The Development Division now joins the Transit Division at TSP. With this move, it was identified that additional clerical support is needed to support the administrative duties for both the Development and Transit Divisions.

Total current authorized positions— 27

It is recommended to restore one unfunded Sr. Engineering/Surveying Technician and to reclassify downward one Engineering Aid II position to an Administrative Clerk III.

Total recommended authorized positions— 28

BUDGET RECOMMENDATIONS

Adopted Proposed Budget

It is recommended that a budget of \$4,150,032 be approved for Public Works – Engineering, which includes a \$128,000 adjustment to cover mandated non-reimbursable survey work. This County Match is a "not to exceed amount" based on actual non-recoverable hours. This budget is funded from \$3,971,395 in department revenue, a \$128,000 contribution from the General Fund, and \$50,637 in departmental fund balance.

Note: The request for a \$128,000 General Fund contribution was not approved with the Adopted Proposed Budget. As a result, the Department has increased the use of departmental fund balance to \$178,637.

Final Budget

There are no recommended changes in funding to this budget.



PUBLIC WORKS—LOCAL TRANSIT SYSTEM

Budget Unit 4001 0041510
Enterprise Fund

SERVICES PROVIDED

The Public Works Transit Division operates the County's public transportation system, Stanislaus Regional Transit ("StaRT"). StaRT provides intercity service within the County and links with city transportation systems to provide coordinated transit service for County residents. StaRT operates fixed and deviated-fixed route and demand response transit services to 16 communities in the County, intercounty service to Merced and Gustine and provides non-emergency medical transportation to Bay area medical facilities.

FUND/CASH BALANCE

As stated in the Adopted Proposed Budget, this fund was projected to have a positive retained earnings balance of \$6.1 million compared to the July 1, 2012 balance of \$7.3 million. The actual retained earnings balance as of July 1, 2013 is \$10.1 million, an increase to the projected balance. This increase is due to the delay in the purchase of transit vehicles programmed in Fiscal Year 2012-2013 of approximately \$3.5 million and additional grant revenues. The requested budget utilizes \$1,625,385 of retained earnings. The balance includes \$287,112 of Public Transportation Modernization, Improvement, and Service Enhancement Account (PTMISEA) Funds, which will be used for future capital projects. A reserve of \$300,000 from Fiscal Year 2008-2009 through Fiscal Year 2010-2011 and approximately \$635,000 in Local Transportation Funds (LTF) from the current year (Fiscal Year 2012-2013) will be carried over and used in Budget Year 2014-2015 to purchase Compressed Natural Gas (CNG) buses to replace vehicles in the fleet that are approaching the end of their useful lives.

Also stated in the Adopted Proposed Budget, cash was estimated to be a positive \$3,267,459 as of July 1, 2013 compared to the \$4,190,356 cash balance on July 1, 2012. The actual cash balance as of July 1, 2013 is \$6,996,029, an increase to the projected cash balance. This increase is due to the delay in the purchase of transit vehicles programmed in Fiscal Year 2012-2013 of approximately \$3.5 million and additional grant revenues. The difference between the cash and retained earnings is due to capital assets (equipment) net of depreciation of approximately \$2.8 million.

Public Works - Local Transit System					
Classification	2011-2012 Actual	2012-2013 Actual	2013-2014 Adopted Proposed	2013-2014 Recommended Adjustments	2013-2014 Recommended Final Budget
Taxes	\$3,490,580	\$5,863,653	\$6,306,123	\$0	\$6,306,123
Licenses, Permits, Franchises	\$0	\$0	\$0	\$0	\$0
Fines, Forfeitures, Penalties	\$0	\$0	\$0	\$0	\$0
Revenue from use of Assets	\$65,263	\$55,996	\$0	\$0	\$0
Intergovernmental Revenue	\$984,032	\$688,223	\$1,107,208	\$0	\$1,107,208
Charges for Service	\$464,998	\$496,528	\$532,655	\$0	\$532,655
Miscellaneous Revenue	\$8	\$190,560	\$0	\$0	\$0
Other Financing Sources	(\$4,009)	\$160,408	\$0	\$0	\$0
Total Revenue	\$5,000,872	\$7,455,368	\$7,945,986	\$0	\$7,945,986
Salaries and Benefits	\$370,683	\$376,090	\$420,660	\$0	\$420,660
Services and Supplies	\$3,161,118	\$3,561,232	\$5,446,670	\$0	\$5,446,670
Other Charges	\$739,226	\$728,498	\$957,768	\$0	\$957,768
Fixed Assets					
Buildings & Improvements	\$6,000	\$0	\$0	\$0	\$0
Equipment	(\$14,419)	\$2,881	\$2,746,273	\$0	\$2,746,273
Other Financing Uses	\$10,683	\$0	\$0	\$0	\$0
Equity	\$0	\$0	\$0	\$0	\$0
Intrafund	\$0	\$0	\$0	\$0	\$0
Contingencies	\$0	\$0	\$0	\$0	\$0
Gross Costs	\$4,273,291	\$4,668,701	\$9,571,371	\$0	\$9,571,371
Retained Earnings	(\$727,581)	(\$2,786,667)	\$1,625,385	\$0	\$1,625,385
Net County Cost	\$0	\$0	\$0	\$0	\$0

PROGRAM DISCUSSION

At the proposed level of funding, the Department can maintain the intercity and intracity transit services to the cities and communities of Stanislaus County, the non-emergency medical transportation service to Bay Area medical facilities, and the interregional transit service to Merced County. The Transit Division will continue to operate, under Memorandum of Understanding, the public transit services for the Cities of Newman, Oakdale, Patterson, Riverbank, and Waterford.

The requested Proposed Budget for the Public Works Transit Division shows an increase of 14.75% due primarily to planned service improvements in Fiscal Year 2013-2014. The increased cost will pay for additional service hours added to enhance existing transit service. Proposed schedule changes in August 2013 will address customer comments received throughout the year as well as input received at Unmet Transit Needs public meetings and hearings held by the Stanislaus Council of Government as required by the Transportation Development Act. Planned service improvements to be implemented in August 2013 are aimed at improving on-time performance on most routes to ensure passengers can get to their destinations in a timely manner. The additional funding request will help address schedule adherence and make current bus schedules more consistent so that passengers do not have to wait three to four hours for the next available bus on the routes. Also, due to new developments such as Wal-Mart, Amazon, and the Del Puerto Medical Facility in the western part of the county, the fixed and deviated fixed routes as well as the dial-a-ride services will be upgraded. This will help meet the demand for increased transit service in these areas, especially for new employees using public transit to commute to their jobs. With the anticipated opening in May 2013 of the Blue Diamond plant in the City of Turlock, Route 45 will be realigned to offer transit service to employees at this location. Additionally, planned service improvements will include adding trips on Routes 10 (Modesto/Turlock) and 15 (Modesto/Ceres/Keyes/Turlock).

The requested budget will also be used to enhance current transit service provided on Route 60 and the Eastside shuttle, as well as Dial-A-Ride services to be provided in both the Cities of Oakdale and Riverbank. As a result of the merger of Riverbank Oakdale Transit Authority (ROTA) and the County operated transit service, Stanislaus Regional Transit (StaRT), two additional Dial-A-Ride (DAR) services will be added to transit services offered and operated by StaRT in the County. The Transit Division will implement changes on Route 60 to improve on-time performance and to address the high

utilization rate on this route. Additional service hours may be added on the Eastside shuttle to accommodate increased demand for DAR service in the area. Other planned service improvements will entail adding more hours to the Turlock/Modesto shuttle to address capacity related issues where current passengers are not accommodated for their rides. Staff anticipates meeting the required farebox ratio based on the proposed service improvements.

The budget contains \$2,746,273 in fixed asset funding. The funding consists of \$773,981 for Intelligent Transportation Systems which will consist of purchasing Automatic Passenger Counters, Automatic Vehicle Locators, and Scheduling and Reporting software programs to enhance transit services in the County. In addition, the budget includes \$1,900,000 for the procurement of three CNG heavy-duty 40' buses. The CNG buses will be used in meeting increased demand on existing routes and also to replace existing buses in the fleet that are approaching the end of useful lives based on Federal Transit Administration regulations. Additional activities in the Transit Division include improvements to the bus stops in the service area which are estimated at \$ 72,292.

Based on information received from the Stanislaus Council of Governments, funding for the Transit Division through the State Transportation Development Act (TDA) consisting of Local Transportation Funds (LTF) and State Transit Assistance (STA) Funds, will be adequate to fund the Division at the proposed budget level.

STAFFING RECOMMENDATIONS

Adopted Proposed Budget

Total current authorized positions— 4

There are no recommended changes to the current level of staffing.

Total recommended authorized positions— 4

Final Budget

There are no recommended changes to the current level of staffing.

BUDGET RECOMMENDATIONS

Adopted Proposed Budget

It is recommended that a budget of \$9,571,371 be approved for Public Works – Local Transit Systems. This budget is funded from \$7,945,986 in estimated department revenue and \$1,625,385 in departmental retained earnings.

Final Budget

There are no recommended changes in funding to this budget.

STANISLAUS COUNTY, CALIFORNIA
Fiscal Year 2013-2014



PUBLIC RESOURCES
Public Ways

PUBLIC WORKS—MORGAN SHOP

Budget Unit 5121 0042100
 Internal Service Fund

SERVICES PROVIDED

Public Works – Morgan Shop is an Internal Service Fund (ISF) operation that provides equipment and vehicles to other Public Works divisions, primarily the Road & Bridge Division. The user divisions pay a rental rate to Morgan Shop when using equipment and vehicles. In addition, Morgan Shop provides vehicle and equipment maintenance as requested to other County Departments. Morgan Shop also provides Compressed Natural Gas (CNG), unleaded, and diesel fueling to County Departments and CNG fueling to other local jurisdictions.

FUND/CASH BALANCE

As of July 1, 2013, this fund has a positive retained earnings balance of \$9,457,863 compared to the July 1, 2012 positive balance of \$9,986,954. Cash is a positive \$2,895,861 as of July 1, 2013 compared to the July 1, 2012 positive balance of \$2,168,035. This positive cash balance is a result of equipment rental revenue. Equipment replacement is funded from an element of Morgan Shop's equipment rental rate. The equipment replacement component is used to replace or update old and depleted vehicles which will enable the department to meet the needs of the Road & Bridges Division as they maintain and repair County roads, bridges, and storm water systems. The difference between the cash and fund balance is due to the non-cash items of equipment/vehicles in the amount of approximately \$6.6 million (net of depreciation) and parts inventory of approximately \$82,000.

Public Works - Morgan Shop					
Classification	2011-2012 Actual	2012-2013 Actual	2013-2014 Adopted Proposed	2013-2014 Recommended Adjustments	2013-2014 Recommended Final Budget
Taxes	\$0	\$0	\$0	\$0	\$0
Licenses, Permits, Franchises	\$0	\$0	\$0	\$0	\$0
Fines, Forfeitures, Penalties	\$0	\$0	\$0	\$0	\$0
Revenue from use of Assets	\$0	\$0	\$0	\$0	\$0
Intergovernmental Revenue	\$513,527	\$102,928	\$53,650	\$60,000	\$113,650
Charges for Service	\$2,812,234	\$2,849,464	\$3,231,662	\$0	\$3,231,662
Miscellaneous Revenue	\$19,963	\$51,932	\$7,440	\$0	\$7,440
Other Financing Sources	\$113,978	\$75,200	\$10,000	\$0	\$10,000
Total Revenue	\$3,459,702	\$3,079,524	\$3,302,752	\$60,000	\$3,362,752
Salaries and Benefits	\$748,011	\$741,140	\$811,845	\$0	\$811,845
Services and Supplies	\$1,402,275	\$1,424,689	\$1,719,320	\$0	\$1,719,320
Other Charges	\$1,064,970	\$1,133,085	\$1,165,063	\$0	\$1,165,063
Fixed Assets					
Equipment	\$0	\$7,705	\$250,000	\$95,000	\$345,000
Other Financing Uses	\$21,761	\$0	\$22,000	\$0	\$22,000
Equity	\$0	\$0	\$0	\$0	\$0
Intrafund	\$0	\$0	\$0	\$0	\$0
Contingencies	\$0	\$0	\$0	\$0	\$0
Gross Costs	\$3,237,017	\$3,306,619	\$3,968,228	\$95,000	\$4,063,228
Retained Earnings	(\$222,685)	\$227,095	\$665,476	\$35,000	\$700,476
Net County Cost	\$0	\$0	\$0	\$0	\$0

PROGRAM DISCUSSION

At the proposed level of funding, the Department can maintain the resources necessary to support safe and reliable equipment and vehicles, fueled and ready for use by County departments and other local jurisdictions. This is completed through acquisition and disposal of heavy equipment and other vehicles, performing preventive maintenance and equipment/vehicle repair, and provision of fueling services. Morgan Shop's core function is to provide heavy equipment needed for road maintenance.

Included in Public Works Morgan Shop's budget is funding to purchase one heavy-duty vehicle and two light-duty vehicles needed to replace existing aged and depleted equipment. Currently, the three vehicles that need replacing are 14 to 15 years old and vehicle maintenance costs exceed the value of the vehicles. Each of the light-duty vehicles has in excess of 225,000 miles. Providing Public Works with suitable transportation and equipment necessary to perform job functions will support the Department's goal of safely maintaining Stanislaus County's roadways, bridges, and storm water systems for the benefit of the community. A component of Public-Works-Morgan Shop's equipment rental rates provides for the replacement of aged and depleted equipment and accrues in fund balance. An estimated \$250,000 of Morgan Shop's fund balance will be used for the purchase of the new vehicles. The replaced vehicles will be declared surplus and auctioned, with the proceeds returned to Morgan Shop's fund balance.

The requested Proposed Budget of \$3,968,228 is funded by \$3,302,752 in estimated department revenue and \$665,476 of department retained earnings. This compares to the Fiscal Year 2012-2013 adjusted budget of \$5,004,249 and \$3,415,380 respectively. The decrease in expenditures is twofold. The Fiscal Year 2012-2013 budget included \$800,000 for the purchase of vehicles and \$500,000 for the design phase of a Heavy Equipment maintenance shop. The revenue variance is due to lower projected revenues from Compressed Natural Gas (CNG) fueling due to a fifty-cent per gas gallon equivalent federal rebate, vehicle repairs for other departments/jurisdictions, and a reduction in the sale of fixed assets. It is projected that the division's cash balance at June 30, 2013 will be sufficient to balance this budget in Fiscal Year 2013-2014. Included in Morgan Shop's budget are two items that are "non-cash" expenditures. These are an estimated \$1,010,000 in depreciation expense and \$15,000 in compensated absences. Depreciation expense reduces the value of the asset (equipment) and will not impact the Department's cash balance.

STAFFING RECOMMENDATIONS

Adopted Proposed Budget

Total current authorized positions— 8

There are no recommended changes to the current level of staffing.

Total recommended authorized positions— 8

Final Budget

There are no recommended changes to the current level of staffing.

BUDGET RECOMMENDATIONS

Adopted Proposed Budget

It is recommended that a budget of \$3,968,228 be approved for Public Works – Morgan Shop. This budget is funded from \$3,302,752 in estimated department revenue and \$665,476 in departmental retained earnings.

Final Budget

The Department had applied for alternative fuel vehicle grant funds available through the San Joaquin Valley Air Pollution Control District (SJVAPCD). The San Joaquin Valley is not meeting the health based National Ambient Air Quality Standards for ozone and particulate matter ten microns or less in

diameter (PM 10). The Public Benefit Grant Program, for the purchase of alternative fuel vehicles, is one of the strategies implemented to reduce emissions. The Department received notification of the grant award and is requesting to increase revenue of \$60,000 and appropriations by \$95,000 for the purchase of three vehicles. The cost of the vehicles is partially offset with a SJVAPCD Benefit Grant; the balance is funded by departmental retained earnings.

STANISLAUS COUNTY, CALIFORNIA
Fiscal Year 2013-2014
PUBLIC RESOURCES
Public Ways



PUBLIC WORKS—ROAD AND BRIDGE

Budget Unit 1101 0040399
Special Revenue Fund

SERVICES PROVIDED

The Road and Bridge Division of the Public Works Department maintains Stanislaus County's 1,521-mile road system and 232 bridges. This includes preventive maintenance, resurfacing roadways, and maintenance of bridges and storm water systems. Other core duties include signing and striping of the roadways, vegetation control, and emergency response.

FUND/CASH BALANCE

As stated in the Adopted Proposed Budget, this fund was projected to have a positive fund balance of \$16.9 million compared to the July 1, 2012 positive balance of \$18.1 million. The decrease is attributable to the use of funding as the local match for road construction projects, primarily the purchase of rights of way for the State Route 99/Kiernan Interchange project. The actual fund balance as of July 1, 2013 is \$14.9 million, a decrease to the projected fund balance. This decrease is due to an adjustment by the State to the County's Highway User's Tax. The State's change from Proposition 42 funding to "new" Highway User's Tax (HUTA) funding resulted in confusion at the State level as to the distribution of funds. The State determined in Fiscal Year 2012-2013 that there had been an overpayment since the start of the new HUTA revenues and made the correction.

Also stated in the Adopted Proposed Budget, cash was estimated to be a positive \$16.4 million as of July 1, 2013 compared to the July 1, 2012 positive balance of \$17.6 million. The actual cash balance as of July 1, 2013 is \$14.6 million, a decrease to the projected fund balance. This decrease is due to an account receivable variance of approximately \$3 million, partially offset by the HUTA adjustment described in the fund balance section above.

The variance between cash and fund balance is primarily due to the non-cash asset of road materials inventory. While this balance appears large, approximately \$6.2 million of the projected cash balance has been obligated for existing, approved projects. In addition the Department has set aside \$2 million of the existing fund balance for the construction of the heavy equipment shop/operations office and \$800,000 for the future local match for the Seventh Street Bridge. The balances are a compilation of Road & Bridge Operations, Road Capital Projects, Proposition 1B (Highway Safety, Traffic Reduction, Air Quality, and Port Security Bond Act of 2006), and Kaiser Voluntary Funds.

Public Works - Road and Bridge					
Classification	2011-2012 Actual	2012-2013 Actual	2013-2014 Adopted Proposed	2013-2014 Recommended Adjustments	2013-2014 Recommended Final Budget
Taxes	\$1,453,058	\$1,603,125	\$1,250,000	\$533,000	\$1,783,000
Licenses, Permits, Franchises	\$20,244	\$20,704	\$20,700	\$556,436	\$577,136
Fines, Forfeitures, Penalties	\$0	\$0	\$0	\$0	\$0
Revenue from use of Assets	\$248,074	\$121,805	\$282,700	\$0	\$282,700
Intergovernmental Revenue	\$22,902,628	\$20,184,548	\$63,353,354	\$0	\$63,353,354
Charges for Service	\$418,260	(\$26,276)	\$20,000	\$0	\$20,000
Miscellaneous Revenue	\$12,780	\$392	\$0	\$0	\$0
Other Financing Sources	\$795,530	\$15,104,162	\$11,280,000	\$0	\$11,280,000
Total Revenue	\$25,850,574	\$37,008,460	\$76,206,754	\$1,089,436	\$77,296,190
Salaries and Benefits	\$4,421,152	\$4,497,917	\$4,883,947	\$50,000	\$4,933,947
Services and Supplies	\$11,932,138	\$13,222,342	\$68,379,076	\$675,000	\$69,054,076
Other Charges	\$8,278,086	\$6,521,622	\$6,514,716	\$0	\$6,514,716
Fixed Assets	\$0	\$0	\$0	\$0	\$0
Other Financing Uses	\$1,443,869	\$15,000,000	\$0	\$0	\$0
Equity	\$0	\$0	\$0	\$0	\$0
Intrafund	\$0	\$0	\$0	\$0	\$0
Contingencies	\$0	\$0	\$0	\$0	\$0
Gross Costs	\$26,075,245	\$39,241,881	\$79,777,739	\$725,000	\$80,502,739
Fund Balance	\$224,671	\$2,233,421	\$3,570,985	(\$364,436)	\$3,206,549
Net County Cost	\$0	\$0	\$0	\$0	\$0

PROGRAM DISCUSSION

At the proposed level of funding, the Department can maintain the County's roadway system in a reasonably safe and cost effective manner. This includes repairs, improvements, and preventive maintenance performed on an annual basis. The budget also provides for 24-hour emergency response to road hazards and weather related emergencies. Public Works Road Operations also provides maintenance of County Service Area (CSA) storm drain systems and lighting districts. These maintenance costs are reimbursed by the respective districts.

This budget rolls up the individual budgets for Road & Bridge Operations (\$14,237,453) and Road Construction Projects (\$65,540,286) for a total of \$79,777,739. This is a decrease from the Fiscal Year 2012-2013 combined budget of \$89,262,680. The decrease is the result of the actual cost of the SR99/Kiernan Interchange being less than originally anticipated, a lesser amount of available project funding for the Regional Surface Transportation program, and the spending down of bridge design contracts.

The Department changed the process for the budgeting of Road Capital projects in Fiscal Year 2010-2011. Prior to then, previous year's project appropriations were "rolled forward" into the following budget year, creating a variance between the proposed and legal budget. Starting in Fiscal Year 2010-2011, appropriations are not rolled forward, but instead are included in the proposed budget, providing a comprehensive annual spending plan. Total funding for road projects consists of Federal and State (\$50 million), Public Facilities Fees (\$11.3 million), and current fund balance (\$4.5 million).

The budget contains approximately \$56 million for the construction phase of the following Road Capital Projects. These include:

Construction Engineering

- ◆ 2013 Slurry Seal (various roads)
- ◆ Claribel Rd widening (McHenry Ave to Oakdale Rd)
- ◆ Claribel Rd at Coffee Rd (signal)
- ◆ Claribel Rd at Roselle Ave (signal)
- ◆ Crows Landing Rd at West Main Ave
- ◆ Del Puerto Canyon Rd Bridge Scour Countermeasures

- ◆ Geer Rd Bridge at Tuolumne River (seismic)
- ◆ Hatch Rd at Carpenter Rd (intersection improvements)
- ◆ Hatch Rd at Santa Fe Ave (intersection improvements)
- ◆ RSTP Phase E (various roads)
- ◆ RSTP Phase F (various roads)
- ◆ State Route 99 at Kiernan (Interchange improvements)

The requested budget also provides funding for approximately \$9.5 million for the design engineering phase of the following Road Capital Projects. These include:

Design Engineering

- ◆ 7th Street Bridge over Tuolumne River
- ◆ Central Ave at E. Taylor Rd (northern intersection improvements)
- ◆ Claribel Rd at Terminal Ave (signal)
- ◆ Cooperstown Rd Bridge over Rydberg Creek
- ◆ Cooperstown Rd Bridge over Gallup Creek
- ◆ Crows Landing Rd Bridge over San Joaquin River
- ◆ Gilbert Rd Bridge at TID Ceres Main Canal
- ◆ Hickman Rd Bridge at Tuolumne River
- ◆ Kilburn Rd Bridge over Orestimba Creek
- ◆ Las Palmas Ave Bridge over San Joaquin River
- ◆ McHenry Ave Bridge over Stanislaus River
- ◆ Milton Rd Bridge over Rock Creek
- ◆ Pete Miller Rd Bridge over Tuolumne River
- ◆ River Rd Bridge (aka Hills Ferry Br.)
- ◆ Santa Fe Bridge over Tuolumne River
- ◆ Shiells Rd Bridge over CCID Main Canal
- ◆ Sonora Rd Bridge over Martells Creek
- ◆ St. Francis Ave Bridge over MID Main Canal
- ◆ Tegner Rd Bridge over TID Lateral 5
- ◆ Tim Bell Rd Bridge over Dry Creek
- ◆ Traffic Operations Simulation Model

Proposed projects are outlined in Stanislaus County’s Capital Improvement Plan.

This budget also provides funding for the County’s Storm Water Pollution Prevention Plan/National Pollutant Discharge Elimination System permit. This is an unfunded mandate with an annual cost to Public Works of approximately \$100,000.

STAFFING RECOMMENDATIONS

Adopted Proposed Budget

Total current authorized positions— 57

There are no recommended changes to the current level of staffing.

Total recommended authorized positions— 57

Final Budget

The Department is requesting to reclassify one Sr. Road Maintenance Worker position. This position will be required to produce and maintain the traffic signs for the Roads and Bridge Division. The position will maintain the inventory of traffic signs and also maintain the Roads safety equipment inventory. It is recommended to reclassify the Sr. Road Maintenance Worker position to a Staff Services Technician.

Total current authorized positions— 57

There are no recommended changes to the current level of staffing.

Total recommended authorized positions— 57

BUDGET RECOMMENDATIONS

Adopted Proposed Budget

It is recommended that a budget of \$79,777,739 be approved for Public Works – Road and Bridge. This budget is funded from \$76,206,754 in estimated department revenue and \$3,570,985 in departmental fund balance.

Final Budget

The Department is requesting an increase in revenue in the amount of \$1,089,436 and an increase in appropriations of \$725,000. The additional revenue comes from two sources: Local Transportation Funds (LTF) in the amount of \$533,000 and Pacific Gas & Electric (PG&E) mitigation funds. The Adopted Proposed Budget included an estimated \$1.25 million of LTF. The final Stanislaus Council of Governments (StanCOG) apportionment of these funds was slightly higher at \$1,422,253. In addition, the final reconciliation of Fiscal Year 2012-2013 LTF is expected to result in supplemental LTF of an estimated \$360,747 for distribution in Fiscal Year 2013-2014. A portion of the identified LTF funding will be used for a 5-mile Asphalt Rubber Chip Seal Project in the spring of 2014. The PG&E mitigation funds are targeted for improvement of roadways to be used as a detour route during PG&E's pipeline replacement on Whitmore Avenue; specifically Faith Home Road, Roeding Road, Tully Road, and Service Road. The remaining LTF revenues in excess of requested appropriations will be retained in fund balance.




Efficient Delivery of Public Services

Assessor
Auditor-Controller
Board of Supervisors
Chief Executive Office
Clerk-Recorder
County Counsel
General Services Agency
Strategic Business Technology
Treasurer-Tax Collector

Efficient Delivery of Public Services

The public expects government to be responsive to their needs and to conduct business efficiently. County departments provide services to a diverse customer base. To serve customers effectively, departments must understand what is important to them and how to improve services. Customer feedback encourages County departments to remain focused on continuously improving how services are provided. Conducting business using the internet, is a convenient method for many residents.



Providing services electronically recognizes this increasing trend and enhances the methods used to serve the public. The County can be reached online at www.stancounty.com. Improving the efficiency of core services allows staff to increase their focus on streamlining services and enhancing quality. Electronic services and more efficient processes mean customers spend less time when conducting business with us.

- ◆ The Assessor is responsible for preparing an annual assessment roll for property tax revenues using fair, accurate and timely property valuations;
- ◆ The Auditor-Controller safeguards the County's resources and ensures its financial integrity through fiscal monitoring and reporting;
- ◆ The Board of Supervisors provides governing, administrative and legislative direction to County departments and determines the overall policies for Stanislaus County government;
- ◆ The Clerk of the Board maintains accurate County legislative records and provides customer access to those records;
- ◆ The Chief Executive Office provides overall leadership and management of County government, including the management of County resources, long-range financial planning, capital projects, and organizational planning;
- ◆ The Human Resources Division of the Chief Executive Office provides services to County departments, employees, and applicants. These services include: labor relations, policy development and implementation, recruitment and selection, classification, compensation, wellness and learning and development programs;
- ◆ The Risk Management Division of the Chief Executive Office manages the health, safety and well being of Stanislaus County employees through administration of employee benefits, liability claims/insurance, disabilities management (workers' compensation), and safety;
- ◆ The Clerk-Recorder processes all documents and records related to marriage licenses, certified copies of vital statistics, document filings and recording of real

property; processes passports; and conducts civil wedding ceremonies. The Clerk-Recorder is also responsible for conducting elections and ensuring citizens have the opportunity to exercise their right to vote;

- ◆ County Counsel serves as the principal legal counsel for the Board of Supervisors and provides legal advice to all County offices, departments and commissions;
- ◆ The General Services Agency supports County departments through purchasing services for goods, contracts, leased property and equipment; bulk store, delivery, mailroom and messenger services; through maintenance and operation of all building systems and equipment; and through maintenance services for County vehicles;
- ◆ Strategic Business Technology supports the technology and web-based needs of County departments by providing help desk and desktop support services, email services, technology security, and County website services; and
- ◆ The Treasurer-Tax Collector collects secured and unsecured property taxes, as well as other revenue, and issues various licenses including business licenses.

FISCAL YEAR 2013-2014 ISSUES

The 2013-2014 Recommended Final Budget recommends \$180,985,771 in appropriations for this priority area. These expenditures are funded by a combination of \$118,429,170 in department revenue, \$61,117,826 in revenue from the General Fund and \$1,438,775 in fund balance.

A November 2012 ruling of the California Supreme Court changed the methodology used to calculate the property tax administration fees on property taxes attributed to the Triple Flip and the Vehicle License Fee Swap. This decision significantly reduced revenue in the Assessor's department, as well as in the Auditor-Controller and Treasurer-Tax Collector departments. The Assessor's department, as part of the Adopted Proposed Budget, received an increase of \$487,336 in General Fund net county cost, in order to maintain the staffing level needed to perform mandated duties and in light of an increase in market activity throughout the County.

The Chief Executive Office – Mandated County Match budget includes an increased County Match contribution of \$2.7 million in the Community Services Agency – Public Economic Assistance base amount for Foster Care programs, funded by County Match Contingency. The Adopted Proposed Budget included additional funding in the Behavioral Health and Recovery Services (BHRS) – Public Guardian budget to address the exposure historically funded by BHRS departmental fund balance.

As part of the Adopted Proposed Budget, the Sheriff Department's Court Security budget was moved from the General Fund to a non interest bearing Special Revenue Fund. Certain overhead costs are not allowable expenses that can be charged under the Trial Court Funding Act of 1997 Rule of the Court 810. This fund will require a General Fund net county cost to cover the Cost Allocation Plan (CAP) charges that are not allowable under the Trial Court Funding Act. The Chief Executive Office – General Fund Contribution to Other Programs added funding to the Sheriff's Department to continue to provide the Stanislaus County Superior Court with security services as

mandated by Assembly Bill 118 (AB 118). In addition, the net county cost contribution for the District Attorney - Vertical Prosecution Block Grant was transferred to the District Attorney – Criminal Division to assist with the need as State funding has ceased for the program.

Historically, the County has funded the costs of one election each fiscal year by including it in the base budget. The Adopted Proposed Budget included funding of \$686,809 for the Clerk Recorder – Election Division for election supply costs and equipment maintenance to conduct the June 2014 State Primary Election.

In Fiscal Year 2012-2013, three of Risk Management’s self-insurance funds, General Liability Self-Insurance, Medical Self-Insurance, and Workers’ Compensation Self-Insurance, accumulated significant deficits. A plan to address each of these deficits was included in the 2013-2014 Proposed Budget as described below.

In the General Liability Self-Insurance Fund, a deficit repayment plan was adopted in the 2012-2013 Proposed Budget that included paying back the deficit over five years in the amount of \$350,000 per year. On June 30, 2012, an additional \$618,000 was recorded as a liability, further increasing the fund’s retained earnings deficit. As a result, the deficit repayment is recommended to increase to \$450,000 for Fiscal Year 2013-2014 and the remaining three years of the repayment plan. In addition, all revenue that is received in excess of expenditures will be applied to the deficit to decrease the liability for current and future losses.

The Medical Self-Insurance Program completed its first calendar year of operation in 2012. The financial analysis of the program for that year resulted in a projected deficit of approximately \$3.3 million. In addition, the 2012-2013 Fiscal Year ended with a \$6 million deficit. During the fiscal year, on January 1, 2013, medical self-insurance rates were increased by 3.75% and dental and vision self-insurance rates were decreased by 10% and 50%, respectively. The decreases in dental and vision rates partially offset the medical rate increase, resulting in total health insurance increases of approximately 2% in departmental budgets. In order to address the projected fund deficit at fiscal year-end, possible corrective actions will be formulated including both plan changes and expected annual premium rate increases to be effective January 1, 2014.

The Workers’ Compensation Self-Insurance Fund accumulated a deficit at the end of Fiscal Year 2011-2012 due to an increase in the value of its liability for claims that have been incurred but not yet reported or paid. That deficit was partially recovered in Fiscal Year 2012-2013 through decreased claims costs. However, it is anticipated that overall claims costs in this budget will increase due to recent workers’ compensation reform legislation. As a result, departmental charges are recommended to increase in Fiscal Year 2013-2014 to begin to repay the fund’s deficit and fully fund increased costs.

The Auditor-Controller, Board of Supervisors, Chief Executive Office-Operations and Services, Chief Executive Office-Risk Management, Clerk Recorder, and Treasurer-Tax Collector were able to carry forward 100% of net county cost savings from prior fiscal

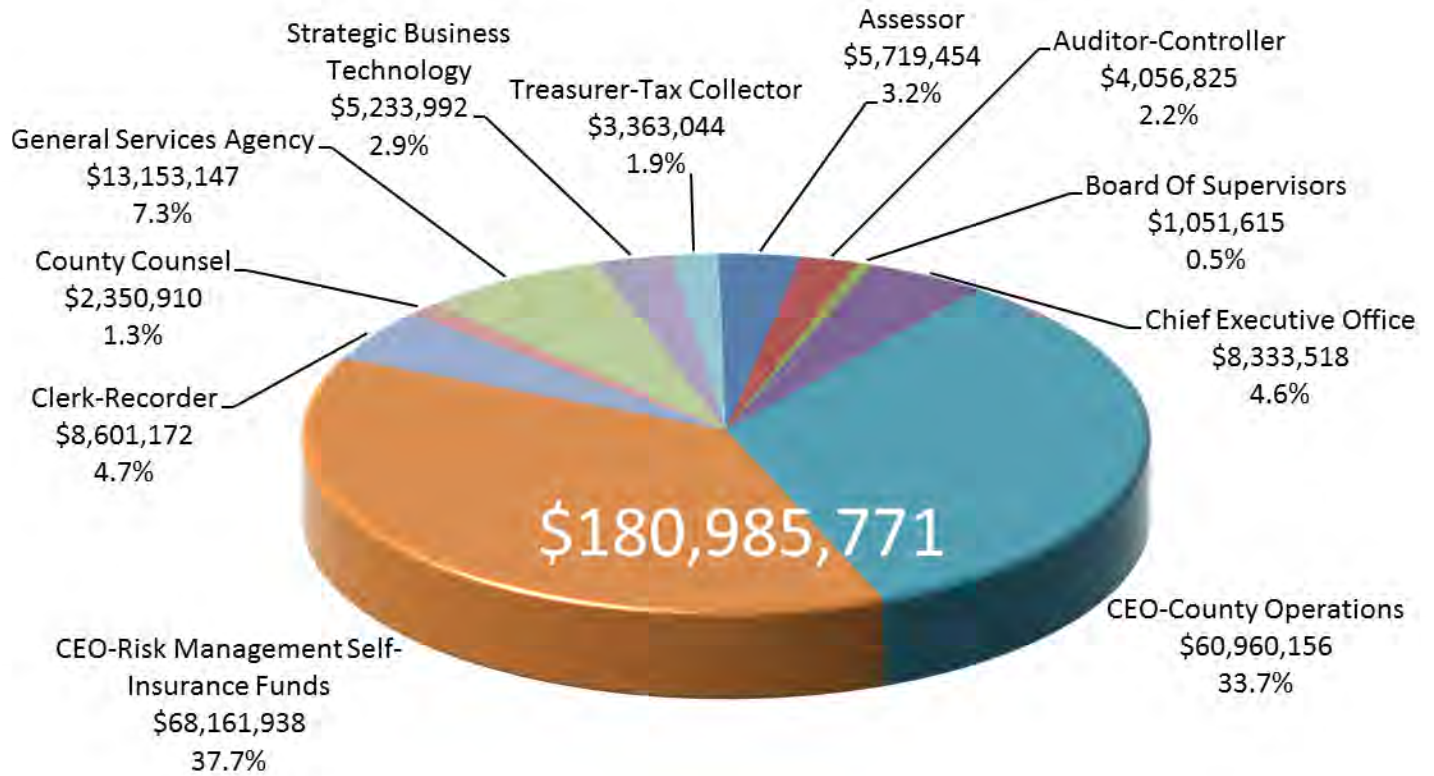
years and 75% of their 2012-2013 net county cost savings. These increases are reflected in the 2013-2014 Recommended Final Budget.

As part of the Final Budget, County Counsel is requesting an increase of \$254,108 in their General Fund net county cost contribution, in order to maintain current attorney staffing levels needed to meet the demand of County departments for legal services.

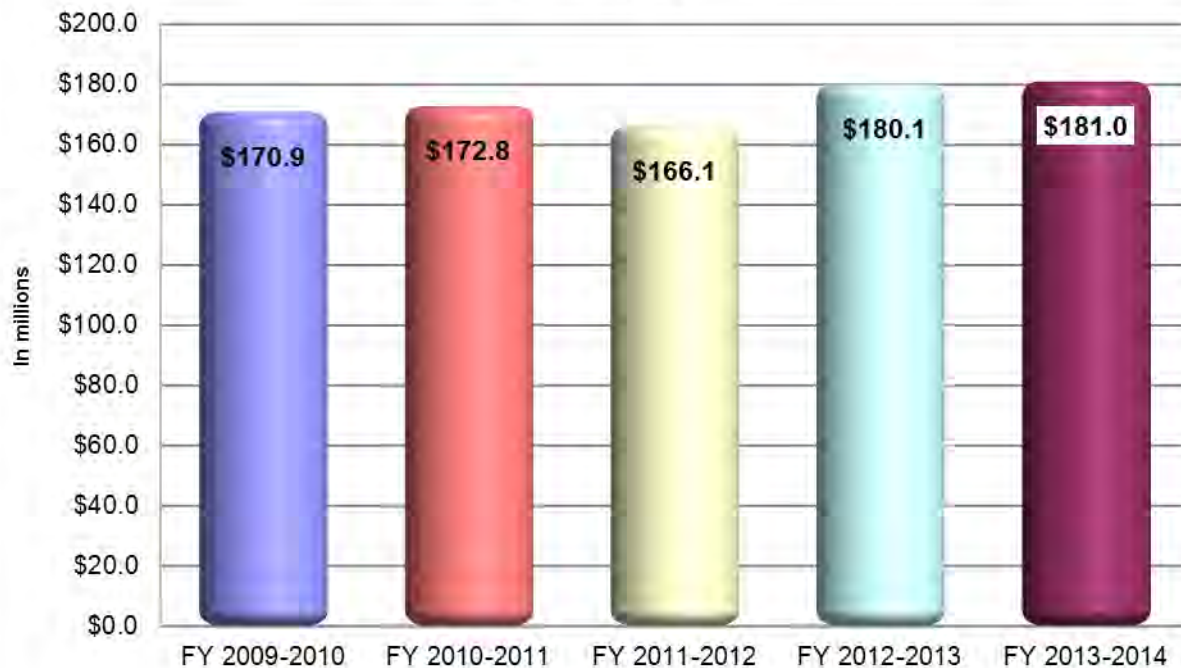


Efficient Delivery of Public Services

Recommended Appropriations Fiscal Year 2013-2014



Five Year Comparison of Appropriations Final Budget





Efficient Delivery of Public Services

**Recommended
2013-2014**

PAGE				Recommended 2013-2014
ASSESSOR				\$5,719,454
	Fund	Org		
475	0100	0012000	Assessor	\$5,719,454
AUDITOR-CONTROLLER				\$4,056,825
	Fund	Org		
480	0100	0013000	Auditor-Controller	\$4,056,825
BOARD OF SUPERVISORS				\$1,051,615
	Fund	Org		
484	0100	0014100	Board of Supervisors	\$1,051,615
CHIEF EXECUTIVE OFFICE				\$8,333,518
	Fund	Org		
490	0100	0015000	Operations and Services	\$6,705,993
494	0100	0015600	Risk Management Division	\$1,627,525
CEO-COUNTY OPERATIONS				\$60,960,156
	Fund	Org		
496	0100	0016041	Airport	\$241,000
498	0100	0016071	Appropriations for Contingencies	\$4,420,864
500	0100	0016021	Capital Improvement Financing Authority	\$140,633
502	0100	0016091	County Facilities	\$616,044
504	0100	0016046	Crows Landing Air Facility	\$152,695
506	0100	0016081	Debt Service	\$10,419,670
511	0100	0016401	General Fund Contribution to Other Programs	\$6,696,493
514	0100	0016051	General Fund Match--Vehicle License Fee	\$12,362,743
516	0100	0016061	Mandated County Match	\$24,392,479
518	0100	0016031	Plant Acquisition	\$1,517,535
CEO-RISK MANAGEMENT SELF-INSURANCE FUNDS				\$68,161,938
	Fund	Org		
520	5101	0018101	Dental Self-Insurance	\$3,735,000
522	5051	0018051	General Liability Self-Insurance	\$3,985,602
525	5091	0018091	Medical Self-Insurance	\$52,009,726
528	5093	0018093	Other Employee Benefits	\$415,000
530	5061	0018061	Professional Liability Self-Insurance	\$782,000
533	5071	0018071	Unemployment Self-Insurance	\$603,550
535	5111	0018111	Vision Care Self-Insurance	\$667,000
537	5081	0018081	Workers' Compensation Self-Insurance	\$5,964,060



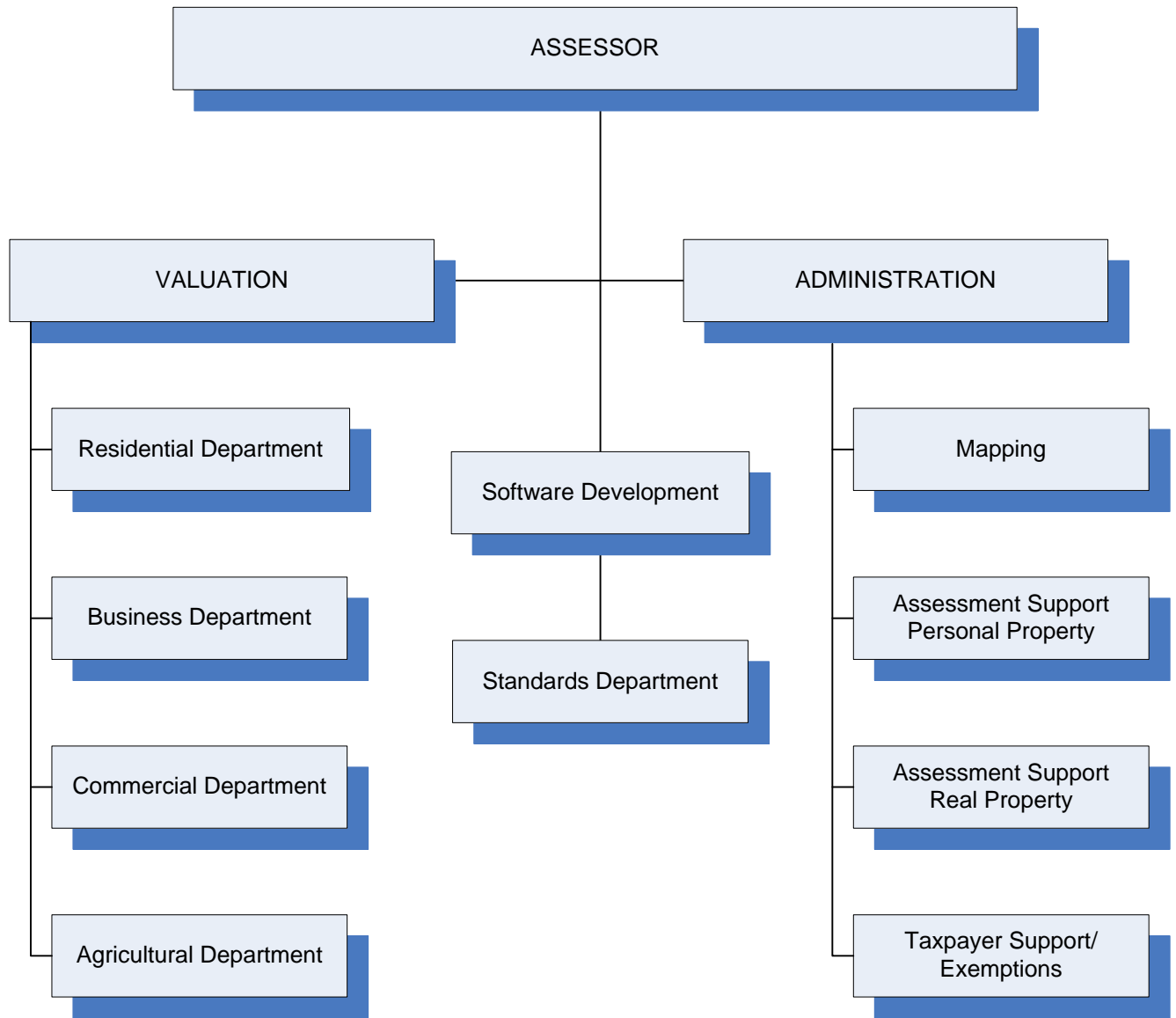
Efficient Delivery of Public Services

**Recommended
2013-2014**

PAGE

CLERK-RECORDER				\$8,601,172
Fund	Org			
542	0100	0020001	Recorder Division	\$2,327,466
544	0100	0020299	Elections Division	\$3,802,861
546	1723	0020500	Modernization Trust Fund	\$2,440,845
548	1786	0020601	Vital and Health Statistics	\$30,000
COUNTY COUNSEL				\$2,350,910
Fund	Org			
553	0100	0022000	County Counsel	\$2,350,910
GENERAL SERVICES AGENCY				\$13,153,147
Fund	Org			
558	0100	0019010	Administration	\$596,027
560	5001	0018210	Central Services Division	\$1,107,096
563	5170	0018700	Facilities Maintenance Division	\$4,553,973
566	5021	0018500	Fleet Services Division	\$2,738,055
569	0100	0015310	Purchasing Division	\$0
571	171A	0016200	12th Street Office Building	\$40,796
573	5170	0018720	Utilities	\$4,117,200
STRATEGIC BUSINESS TECHNOLOGY				\$5,233,992
Fund	Org			
577	5031	0048100	Strategic Business Technology	\$4,248,279
581	5011	0048200	Strategic Business Technology-Telecommunications	\$985,713
TREASURER-TAX COLLECTOR				\$3,363,044
Fund	Org			
587	0100	0030001	Treasurer-Admin/Taxes	\$1,918,089
589	0100	0030002	Revenue Recovery	\$888,535
591	0100	0030004	Treasury Division	\$556,420
TOTAL				\$180,985,771

STANISLAUS COUNTY
ASSESSOR



Revised March 2013

STANISLAUS COUNTY, CALIFORNIA
Fiscal Year 2013-2014
FISCAL GENERAL SERVICES
Finance



ASSESSOR
David E. Cogdill, Sr., MAI, RM

BUDGET AT A GLANCE	
Gross Costs	\$5,719,454
Total Revenue	\$982,500
Fund Balance/Retained Earnings	\$0
Net County Cost	\$4,736,954
Total Recommended Staffing	54
% Funded by Local Discretionary Funds	82.8%

MISSION STATEMENT

The mission of the Stanislaus County Assessor's office is to produce a fair, accurate and timely assessment roll while providing excellent customer service.

ACCOMPLISHMENTS AND OBJECTIVES

The Accomplishments of 2012-2013 and Objectives for the 2013-2014 Fiscal Year for the Assessor include:

FISCAL YEAR 2012-2013 ACCOMPLISHMENTS	FISCAL YEAR 2013-2014 OBJECTIVES
<ul style="list-style-type: none"> ◆ Implemented a paperless system to file Business Property Statements. ◆ Expanded the IT Department. ◆ Improved efficiencies by making the Department vehicles lap top adaptable. ◆ Improved efficiencies by creating an electronic workflow program for Business Property Statements and Agricultural Property Statements. 	<ul style="list-style-type: none"> ◆ Complete a timely assessment roll. ◆ Begin a project to digitize the appraisal records.

STANISLAUS COUNTY, CALIFORNIA
Fiscal Year 2013-2014



FISCAL GENERAL SERVICES
Finance

ASSESSOR

Budget Unit 0100 0012000
 General Fund

SERVICES PROVIDED

The Assessor is primarily responsible for preparing an annual assessment roll upon which property tax revenues are generated. The County, Public Schools, Cities, Redevelopment Agencies and Special Districts all rely on this revenue for funding operations.

The assessment roll includes all tangible property in California unless exempted or excluded from assessment by specific laws. Tangible property includes land, land improvements, growing improvements (this refers to trees and vines), buildings, structures, aircraft, boats, and business property with some exceptions.

All property, excluding supplies, movable equipment, boats, and aircraft are assessed based upon their market value when purchased or newly constructed. The Assessor determines the market value for the ownership changes and new construction. The supplies, movable equipment, boats, and aircraft are assessed based upon their annual market value on January 1 of each year.

The Assessor also maintains property parcel maps. These maps are available to the public in the Assessor's Office or at the County's web site (www.stancounty.com/assessor/map-books). The property tax assessment roll, property ownership information, and some property characteristics are also available to the public at the Assessor's Office.

Assessor					
Classification	2011-2012 Actual	2012-2013 Actual	2013-2014 Adopted Proposed	2013-2014 Recommended Adjustments	2013-2014 Recommended Final Budget
Taxes	\$0	\$0	\$0	\$0	\$0
Licenses, Permits, Franchises	\$0	\$0	\$0	\$0	\$0
Fines, Forfeitures, Penalties	\$72,363	\$52,452	\$40,000	\$0	\$40,000
Revenue from use of Assets	\$0	\$0	\$0	\$0	\$0
Intergovernmental Revenue	\$0	\$0	\$0	\$0	\$0
Charges for Service	\$1,549,394	\$923,187	\$932,500	\$0	\$932,500
Miscellaneous Revenue	\$9,059	\$11,036	\$10,000	\$0	\$10,000
Other Financing Sources	\$0	\$0	\$0	\$0	\$0
Total Revenue	\$1,630,816	\$986,675	\$982,500	\$0	\$982,500
Salaries and Benefits	\$4,640,296	\$4,644,515	\$4,980,747	\$50,090	\$5,030,837
Services and Supplies	\$494,783	\$437,106	\$415,901	\$0	\$415,901
Other Charges	\$255,759	\$279,815	\$272,616	\$0	\$272,616
Fixed Assets	\$0	\$0	\$0	\$0	\$0
Other Financing Uses	\$139,157	\$0	\$0	\$0	\$0
Equity	\$0	\$0	\$0	\$0	\$0
Intrafund	\$60	\$15	\$100	\$0	\$100
Contingencies	\$0	\$0	\$0	\$0	\$0
Gross Costs	\$5,530,055	\$5,361,451	\$5,669,364	\$50,090	\$5,719,454
Fund Balance	\$0	\$0	\$0	\$0	\$0
Net County Cost	\$3,899,239	\$4,374,776	\$4,686,864	\$50,090	\$4,736,954

PROGRAM DISCUSSION

At the 2013-2014 proposed level of funding, the Department will be able to maintain current service and staffing levels of 54 positions. The Department continues to see an increase in workload. Changes in ownership have remained constant, but building permit activity has increased the last two years and continues to increase in 2013. Approximately 60% of all real property in Stanislaus County has been reduced in value due to market conditions and requires an annual review. At the proposed level of funding, the Assessor will maintain a focus on the completion of all mandated services which include the processing of: property transfers, new construction, Proposition 8 market value reviews, Williamson Act valuations, exemptions processing, annual business property valuations and business property audits.

A November 2012 ruling of the California Supreme Court changed the methodology used to calculate the property tax administration fees (PTAF) on property taxes attributed to the Triple Flip and the Vehicle License Fee (VLF) Swap. This decision reduced the Department's revenue for the 2012-2013 Fiscal Year by over \$595,000 or approximately 11% of the budget. In Fiscal Year 2012-2013, the loss of revenue was partially offset by \$247,019 of the Department's entire net county cost carryover savings, earmarked to cover anticipated increases in retirement costs and other planned projects. The Department will also lose any savings from the 2012-2013 Fiscal Year. This represents an annual on-going loss of revenue.

In order for the Department to maintain the staffing levels needed to perform mandated duties, especially in light of an increase in market values throughout the County, the Proposed Budget includes an increase of \$487,336 in net county cost. An inability to capture the increases in values due to staffing shortages could result in the loss of revenue. Due to the workload, it will be necessary to continue to utilize mass appraising techniques and limit field inspections and certain appraisal processes. The Department continues to expand the use of technology in order to perform mandated functions, improve processes and reduce operating costs. In addition to mandated functions, the Department will continue to defend appeals.

STAFFING RECOMMENDATIONS

Adopted Proposed Budget

The Department is requesting to unfund one vacant Account Clerk III position, two vacant Appraiser III positions, and one vacant Confidential Assistant III position.

The Department is also requesting to reclassify three Supervising Account/Administrative Clerk I positions to block budgeted Supervising Account/Administrative Clerk II.

The Department is further requesting to block budget one Application Specialist III position at a I/II/III level to allow flexibility for the Department to hire at a lower or entry level and promote the incumbent once they have met the minimum qualifications and have gained proficiency in the software system as well as provide a career path. Due to Merit Systems provisions, it is recommended to study block budgeting to the Application Specialist III level.

Total current authorized positions— 58

It is recommended unfund one vacant Account Clerk III position, two vacant Appraiser III positions, and one vacant Confidential Assistant III position. It is also recommended to reclassify three Supervising Account/Administrative Clerk I positions to block budgeted Supervising Account/Administrative Clerk II.

Total recommended authorized positions— 54

Final Budget

There are no recommended changes to the current level of staffing.

BUDGET RECOMMENDATIONS

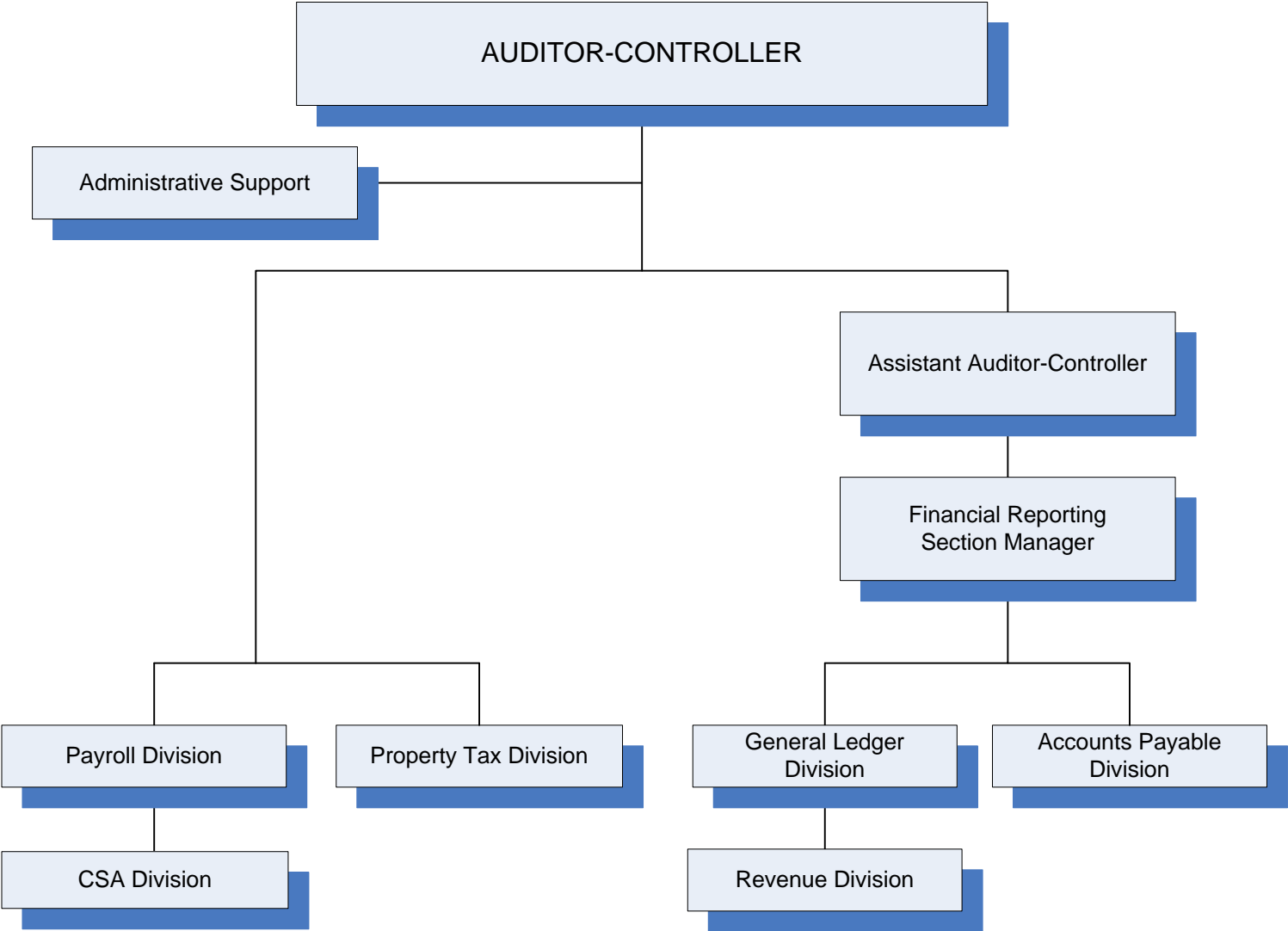
Adopted Proposed Budget

It is recommended that a budget of \$5,669,364 be approved for the Assessor's Department. This budget is funded from \$982,500 in estimated department revenue and a \$4,686,864 contribution from the General Fund.

Final Budget

The Department requests an increase in appropriations of \$50,090 to fund the salary restoration of 1% approved by the Board of Supervisors on July 2, 2013, funded by an additional contribution from the General Fund. This will be an ongoing need for the Department.

**STANISLAUS COUNTY
AUDITOR-CONTROLLER**



STANISLAUS COUNTY, CALIFORNIA
Fiscal Year 2013-2014
FISCAL GENERAL SERVICES
Finance



AUDITOR-CONTROLLER
Lauren Klein, CPA

BUDGET AT A GLANCE	
Gross Costs	\$4,056,825
Total Revenue	\$2,559,658
Fund Balance/Retained Earnings	\$0
Net County Cost	\$1,497,167
Total Recommended Staffing	35
% Funded by Local Discretionary Funds	36.9%

MISSION STATEMENT

Safeguard the County's resources and ensure its financial integrity through responsible fiscal monitoring and reporting.

ACCOMPLISHMENTS AND OBJECTIVES

The Accomplishments of 2012-2013 and Objectives for the 2013-2014 Fiscal Year for the Auditor-Controller include:

FISCAL YEAR 2012-2013 ACCOMPLISHMENTS	FISCAL YEAR 2013-2014 OBJECTIVES
<ul style="list-style-type: none"> ◆ Successfully implemented electronic vendor payments through our existing Oracle Financial Management System (financial application) thereby eliminating use of our prior separate vendor for this process. ◆ Successfully implemented the use of an electronic filing system for payroll records. ◆ Completed the Workflow procedures with the Oracle PeopleSoft system (payroll application). ◆ Implemented the largest change to the California Property Tax system since Proposition 13, The Dissolution Act (dissolution of California Redevelopment Agencies), in our County. 	<ul style="list-style-type: none"> ◆ Continue to work on developing electronic time sheets within the Oracle PeopleSoft system (Punch Time). ◆ Develop further electronic documentation for efficiencies and ease of use such as Signature Authorization Forms for vendor payments, Wire Transfer Forms and our Deposit Permit process. ◆ Provide electronic Form W-2 option in PeopleSoft to promote use of self service resulting in availability and ease of use. ◆ Continue to partner with PeopleSoft Team Lead group to provide secure internet access for self service options.



AUDITOR-CONTROLLER

Budget Unit 0100 0013000
General Fund

SERVICES PROVIDED

The Auditor-Controller's Office is the chief financial department for the County with core services that include the following:

- ◆ Prepare the County's Annual Financial Report, County Cost Plan, State Controller's financial Report and budget schedules;
- ◆ Review monthly financial entries for propriety and close the financial records each month, including Cost Plan allocations;
- ◆ Conduct audits for compliance with County policies and State mandates;
- ◆ Review and disburse all check and electronic payments for County vendors and service providers;
- ◆ Administer the County purchasing card transactions;
- ◆ Record all school district, special district, and County fund revenue and expenditures;
- ◆ Administer payments and reporting for the County's outstanding debt, revenue sharing agreements, Public Facility Fees, Capital Projects, and Court Collection Reporting;
- ◆ Process biweekly paychecks and deductions consistent with memorandums of understanding (MOU), State, and Federal laws;
- ◆ Provide technical & security support for Payroll, Time & Labor, Benefits Administration, Personnel and the Training & Tracking modules;
- ◆ Apportion taxes, set tax rates, enroll direct assessments, establish bond rates, and administer the Teeter Plan, and property tax agreements;
- ◆ Continue implementation and maintenance of The Dissolution Act (dissolution of California Redevelopment Agencies); and
- ◆ Prepare monthly assistance claim, disburse grants to Community Services Agency (CSA) clients and disburse vendor payments.

Auditor-Controller					
Classification	2011-2012 Actual	2012-2013 Actual	2013-2014 Adopted Proposed	2013-2014 Recommended Adjustments	2013-2014 Recommended Final Budget
Taxes	\$90,043	\$0	\$100,000	\$0	\$100,000
Licenses, Permits, Franchises	\$0	\$0	\$0	\$0	\$0
Fines, Forfeitures, Penalties	\$0	\$2,355	\$0	\$0	\$0
Revenue from use of Assets	\$111,441	\$101,406	\$117,573	\$1,168	\$118,741
Intergovernmental Revenue	\$95,584	\$83,500	\$60,000	\$20,000	\$80,000
Charges for Service	\$1,961,045	\$1,973,073	\$2,160,945	\$14,172	\$2,175,117
Miscellaneous Revenue	\$66,817	\$133,069	\$85,800	\$0	\$85,800
Other Financing Sources	\$0	\$0	\$0	\$0	\$0
Total Revenue	\$2,324,930	\$2,293,403	\$2,524,318	\$35,340	\$2,559,658
Salaries and Benefits	\$2,957,478	\$2,991,635	\$3,363,560	\$430,736	\$3,794,296
Services and Supplies	\$73,809	\$74,771	\$81,200	\$975	\$82,175
Other Charges	\$161,672	\$176,132	\$207,528	\$0	\$207,528
Fixed Assets	\$0	\$0	\$0	\$0	\$0
Other Financing Uses	\$90,251	\$0	\$0	\$0	\$0
Equity	\$0	\$0	\$0	\$0	\$0
Intrafund	(\$22,393)	(\$23,006)	(\$27,174)	\$0	(\$27,174)
Contingencies	\$0	\$0	\$0	\$0	\$0
Gross Costs	\$3,260,817	\$3,219,532	\$3,625,114	\$431,711	\$4,056,825
Fund Balance	\$0	\$0	\$0	\$0	\$0
Net County Cost	\$935,887	\$926,129	\$1,100,796	\$396,371	\$1,497,167

PROGRAM DISCUSSION

At the proposed level of funding, the Department can maintain core services that are legally mandated and are the responsibility of the Auditor-Controller. These services consist of the accounting function: recording deposit data, vendor payments, welfare payments, processing payroll and providing and recording financial information into our financial system. Additionally, the Department calculates property tax amounts to be paid by taxpayers and apportions this revenue to local government agencies: the county, cities, school districts and special districts.

The Auditor-Controller's Office continues to implement and provide services regarding The Dissolution Act. The Dissolution Act is the elimination of the Redevelopment Agencies throughout California per mandated legislation. The implementation of this legislation has been challenging and continues to be so.

During Fiscal Year 2013-2014 the Auditor-Controller's Office will use \$50,000 of accumulated net county cost carryover in order to meet operating needs of the Department. Due to a State Supreme Court decision related to a dispute regarding a portion of the Property Tax Administration Fee (PTAF) calculation the Department will receive less revenue related to these services. The use of net county cost carryover provides the necessary funding to absorb this loss of revenue.

Over the last several years the Department has absorbed the loss of 16 positions or 33% of total staff due to budget reductions. During Fiscal Year 2012-2013 one additional staff position was restored to the department through an increase of General Fund contributions in the amount of \$28,000.

The Department has been successful in providing continued mandated services along with additional improvements to processes and efficiencies with reduced resources. Continued work toward providing needed process improvements and efficiencies for customers will occur. Examples of such improvements and efficiencies are the use of electronic documents and filing systems and improved functionality in the accounting and payroll applications.

STAFFING RECOMMENDATIONS

Adopted Proposed Budget

The Department is requesting to restore one unfunded Senior Application Specialist position due to an increased need to use existing functions available in the Oracle PeopleSoft payroll system. This additional position will enhance the Department's ability to provide efficiencies and services to customers as a bridge between the functional and technical staff and this increased utilization in the future will allow for a reduction in tasks currently performed manually.

The Department is also requesting a classification study for one Manager III position in the Property Tax Division. This critical position is highly specialized and technical and is responsible for accurate property tax calculations for local taxpayers and accurate disbursements of property tax revenue to local agencies. It is recommended that a classification study be conducted.

The Department is further requesting to delete one unfunded Application Specialist II position and delete one unfunded Confidential Assistant V position.

Total current authorized positions— 34

It is recommended to restore one unfunded Senior Application Specialist position. It is also recommended to delete one unfunded Application Specialist II position and to delete one unfunded Confidential Assistant V position.

Total recommended authorized positions— 35

Final Budget

There are no recommended changes to the current level of staffing.

BUDGET RECOMMENDATIONS

Adopted Proposed Budget

It is recommended that a budget of \$3,625,114 be approved for the Auditor-Controller's Department. This budget is funded from \$2,524,318 in estimated department revenue and \$1,100,796 contribution from the General Fund. The Department assumed the additional use of approximately \$50,000 of prior year General Fund net county cost savings to fully fund the projected 2013-2014 budget. The total General Fund net county cost savings will be included in the Final Budget.

Final Budget

Departments that achieved savings in appropriations are able to carry forward 100% of their unused net county cost savings from prior fiscal years and 75% of their 2012-2013 net county cost savings. The Department is requesting an increase in appropriations of \$396,371 to reflect the carry forward of net county cost savings earned in prior fiscal years.

The Department is planning to use \$50,000 in Fiscal Year 2013-2014 to cover the loss of Property Tax Allocation Fee (PTAF) revenue. This increase is recommended to be funded from the General Fund fund balance.

Additionally, the Department is requesting to increase appropriations and revenue by \$35,340. This requested increase is a result of various adjustments and include salary to restore one percent of the salary deduction for employees. This also included an increase to revenue as the Auditor-Controller's Office is a general service fund department with the ability to charge Special Revenue funds through the Cost Accounting Plan. Additional adjustments were made to a few accounts as more information became available at the time of the Final Budget process. Revenue accounts were understated and expense accounts were adjusted to better reflect the needs of the Department.

STANISLAUS COUNTY, CALIFORNIA
Fiscal Year 2013-2014



FISCAL GENERAL SERVICES
Legislative/Administrative

BOARD OF SUPERVISORS

Vito Chiesa, Chairman
William O'Brien
Terry Withrow
Dick Monteith
Jim DeMartini

BUDGET AT A GLANCE	
Gross Costs	\$1,051,615
Total Revenue	\$78,940
Fund Balance/Retained Earnings	<u>\$0</u>
Net County Cost	\$972,675
Total Recommended Staffing	9
% Funded by Local Discretionary Funds	92.5%

MISSION STATEMENT

Stanislaus County serves the public interest by promoting public health, safety, welfare and the local economy in an efficient, cost effective manner.

ACCOMPLISHMENTS AND OBJECTIVES

The Board of Supervisors will continue to guide the County and set the expectation levels for departments.

FISCAL YEAR 2012-2013 ACCOMPLISHMENTS	FISCAL YEAR 2013-2014 OBJECTIVES
<ul style="list-style-type: none"> ◆ The Board has continued to set policies, adopted the Fiscal Year 2012-2013 balanced budget, adopted ordinances and directed the administration of the County. 	<ul style="list-style-type: none"> ◆ The Board will continue to guide the priorities for the County and set expectation levels for departments.

STANISLAUS COUNTY, CALIFORNIA
Fiscal Year 2013-2014



FISCAL GENERAL SERVICES
Legislative/Administrative

BOARD OF SUPERVISORS

Budget Unit 0100 0014100
 General Fund

SERVICES PROVIDED

The Board of Supervisors provides a variety of governing, administrative and legislative functions and determines the overall policy direction for Stanislaus County government. The County is divided into five supervisorial districts and each supervisor is elected within the district. Regular public Board meetings are held most Tuesdays at 9:00 a.m., except the third Tuesday of the month when the meetings are held at 6:30 p.m. The Board of Supervisors has both legislative and administrative duties and responsibilities that include adopting ordinances on a wide range of subjects, adopting resolutions for the purpose of setting policy and providing for its administration, adopting an annual budget, and holding public hearings on a variety of matters such as zoning in the unincorporated area of the County. The administrative functions include the fiscal responsibilities for effective management of County government. The Board is assisted in its administrative responsibilities by the Chief Executive Officer who is delegated broad budgetary responsibility, including recommending an annual budget to the Board, control of budget expenditures, and overseeing the general day-to-day business functions of the County.

Board of Supervisors					
Classification	2011-2012 Actual	2012-2013 Actual	2013-2014 Adopted Proposed	2013-2014 Recommended Adjustments	2013-2014 Recommended Final Budget
Taxes	\$0	\$0	\$0	\$0	\$0
Licenses, Permits, Franchises	\$0	\$0	\$0	\$0	\$0
Fines, Forfeitures, Penalties	\$0	\$0	\$0	\$0	\$0
Revenue from use of Assets	\$0	\$0	\$0	\$0	\$0
Intergovernmental Revenue	\$0	\$0	\$0	\$0	\$0
Charges for Service	\$79,110	\$78,940	\$78,940	\$0	\$78,940
Miscellaneous Revenue	\$13	\$45	\$0	\$0	\$0
Other Financing Sources	\$0	\$0	\$0	\$0	\$0
Total Revenue	\$79,123	\$78,985	\$78,940	\$0	\$78,940
Salaries and Benefits	\$747,543	\$693,058	\$761,994	\$123,742	\$885,736
Services and Supplies	\$128,548	\$115,517	\$114,379	\$0	\$114,379
Other Charges	\$53,347	\$51,330	\$52,290	\$0	\$52,290
Fixed Assets	\$0	\$0	\$0	\$0	\$0
Other Financing Uses	\$17,327	\$0	\$0	\$0	\$0
Equity	\$0	\$0	\$0	\$0	\$0
Intrafund	(\$710)	(\$790)	(\$790)	\$0	(\$790)
Contingencies	\$0	\$0	\$0	\$0	\$0
Gross Costs	\$946,055	\$859,115	\$927,873	\$123,742	\$1,051,615
Fund Balance	\$0	\$0	\$0	\$0	\$0
Net County Cost	\$866,932	\$780,130	\$848,933	\$123,742	\$972,675

PROGRAM DISCUSSION

At the proposed level of funding, the Department can maintain funding for the five Board of Supervisor members as well as up to three full-time Confidential Assistant III Field Representatives. On February

28, 2012, the Board of Supervisors approved the reorganization of their Division that reduced the number of Field Representatives from four positions that worked 30 hours each per week to two full-time positions and one extra-help position, with the ability to adjust the extra-help position up to the full-time level according to workload demands.

The Department anticipates prior year net county cost savings of approximately \$122,000.

In Fiscal Year 2010-2011, the Board of Supervisor's budget received funding in the amount of \$89,925 from the Chief Executive Office – Operations and Services budget. Since that time, an accumulated savings has been realized, in part due to the reorganization of and reduction in cost for the Board of Supervisors' support staff, as approved by the Board on February 28, 2012. It is recommended to transfer \$30,000 of General Fund contribution from the Board of Supervisors to the Chief Executive Office – Operations and Services budget. A review of the Board's net county cost will occur in future budget years to determine the appropriate time to return the remaining \$59,925.

STAFFING RECOMMENDATIONS

Adopted Proposed Budget

Total current authorized positions— 9

There are no recommended changes to the current level of staffing.

Total recommended authorized positions— 9

Final Budget

There are no recommended changes to the current level of staffing.

BUDGET RECOMMENDATIONS

Adopted Proposed Budget

It is recommended that a budget of \$927,873 be approved for Board of Supervisors. This budget is funded from \$78,940 in estimated department revenue and an \$848,943 contribution from the General Fund. The total General Fund net county cost savings will be included in the Final Budget.

In Fiscal Year 2010-2011, the Board of Supervisor's budget received funding in the amount of \$89,925 from the Chief Executive Office – Operations and Services budget. Since that time, an accumulated savings has been realized, in part due to the reorganization of and reduction in cost for the Board of Supervisors' support staff, as approved by the Board on February 28, 2012. Included in the recommended General Fund contribution is a return of \$30,000 to the Chief Executive Office – Operations and Services budget. A review of the Board's net county cost will occur in future budget years to determine the appropriate time to return the remaining \$59,925.

As part of the annual budget process, a review of the Board of Supervisors compensation is conducted. Stanislaus County Code, Section 2.04.030 provides a procedure and formula for evaluating Board of Supervisors' compensation, and requires the Chief Executive Officer to report the salary survey results for supervisor compensation each year. This ordinance identifies seven comparison counties used in the compensation review. A salary survey has been conducted and the following reflected the findings.

SEVEN COMPARISON COUNTIES

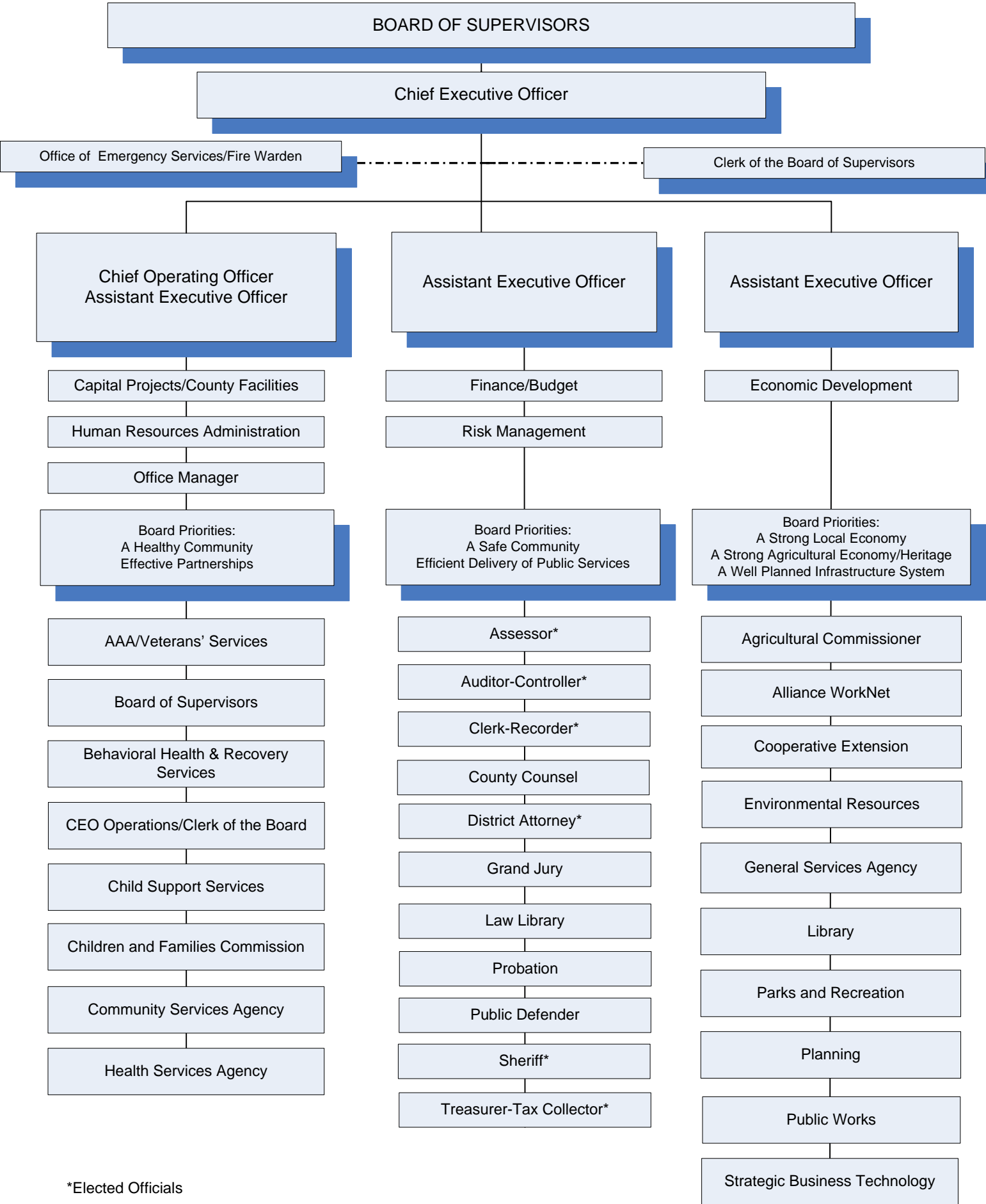
COUNTY	2013 MONTHLY SALARY
Fresno	\$8,939
Kern	\$8,759
Kings	\$4,894
Madera	\$5,960
Merced	\$8,075
San Joaquin	\$7,797
Tulare	\$7,532
Average	\$7,422
20% Below Average	\$5,938
Stanislaus	\$6,231
6% Deduction	\$5,857
Difference \$	\$1,565
Difference %	26.7

The Ordinance provides for increases of 3.75% to be granted on July 1st and January 1st when the seven-county average of benchmarked counties for Supervisors compensation is 20% or greater than the base salary for Stanislaus County Supervisors. Based on the results of this survey, Stanislaus County Supervisors' compensation is currently 26.7% below the established threshold of \$7,422 monthly salary. The difference includes the 6% salary deduction. Pursuant to the County Ordinance the base compensation for the Stanislaus County Board of Supervisors should be increased by 3.75% on July 1, 2013 and January 1, 2014. If an adjustment is approved, this budget would require adjustments. If approved, the 3.75% increase on July 1, 2013 would bring the Board's salary to \$6,077 with a total fiscal impact of \$18,189; the January 1, 2014 increase would bring the Board's salary to \$6,305 with an additional fiscal impact of \$9,358 for Fiscal Year 2013-2014. The Stanislaus County Board of Supervisors considered the recommendation and declined to adjust the Supervisors salary during the consideration of the Proposed Budget in accordance with the County Ordinance Provisions.

Final Budget

Departments that achieved savings in appropriations are able to carry forward 100% of their unused net county cost savings from prior fiscal years and 75% of their 2012-2013 net county cost savings. The Department is requesting an increase in appropriations of \$123,742 to reflect the carry forward of net county cost savings earned in prior fiscal years.

**STANISLAUS COUNTY
CHIEF EXECUTIVE OFFICE**



*Elected Officials

STANISLAUS COUNTY, CALIFORNIA
Fiscal Year 2013-2014



FISCAL GENERAL SERVICES
Legislative/Administrative

CHIEF EXECUTIVE OFFICE
Stan Risen, Interim Chief
Executive Officer

MISSION STATEMENT

The mission of the Chief Executive Office is to lead, to guide, to implement the County vision “to be the best.”

ACCOMPLISHMENTS AND OBJECTIVES

During the upcoming year, the Chief Executive Office will continue to focus on providing overall leadership and effective management of County government. The Office oversees the management of County resources; provides for the long-range financial, facilities and organizational planning; facilitate the development and implementation of the Board’s goals and outcomes; and ensures the most effective use of County personnel, money, facilities and equipment. The Accomplishments of 2012-2013 and Objectives for the 2013-2014 Fiscal Year for the Chief Executive Office—Operations and Services include:

BUDGET AT A GLANCE	
Gross Costs	\$8,333,518
Total Revenue	\$3,043,581
Fund Balance/Retained Earnings	\$0
Net County Cost	\$5,289,937
Total Recommended Staffing	51
% Funded by Local Discretionary Funds	63.5%

FISCAL YEAR 2012-2013 ACCOMPLISHMENTS	FISCAL YEAR 2013-2014 OBJECTIVES
<ul style="list-style-type: none"> ◆ The Capital Projects Division continues to deliver important capital improvements including on-time and under-budget completion of the first SB 81 Juvenile Accountability Construction Project in the State for a 60-bed Juvenile Commitment Center with vocational and school programs. The Strategic Business Technology Server Room project located at the Stanislaus Regional 911 Center was completed as well. The Sheriff’s Coroner Facility reusing the former Medical Arts Building, and the Psychiatric Health Facility reusing a facility at the Stanislaus Recovery Center (in planning). ◆ For the 10th consecutive year the County’s Budget Document received the Government Finance Officers Association “Distinguished Budget Presentation Award.” ◆ Chief Executive Office Senior Staff has worked closely with County Departments on the continued development of budget strategies that focus on the preservation of critical services, establish fiscal stability, ensure the highest level of fiscal integrity, and address continuing challenges in health and social services programs. 	<ul style="list-style-type: none"> ◆ With significant capital projects work underway, 2013-2014 will be primarily focused on public safety. The Honor Farm Replacement Bed project is anticipated to achieve completion in the Fall. Throughout the budget year, work will continue on the AB 900 Phase II Jail Expansion projects of a two 192-bed maximum security housing units, a 72-bed medical/mental health unit, a Programs/Day Reporting Facility and related facilities. A companion project will provide intake and release facilities. A new funding opportunity – SB 1022, was approved by the State on June 27, 2012 and will make available up to \$500 million in funds for construction of adult local criminal justice facilities. Stanislaus County would be eligible for up to \$40 million and would require a ten percent match that has already been set aside by previous Board action. If awarded, these funds would move the County closer to closing the aging Downtown Jail and provide much needed Detention Program space needed for realignment offenders and inmates.

FISCAL YEAR 2012-2013 ACCOMPLISHMENTS	FISCAL YEAR 2013-2014 OBJECTIVES
<ul style="list-style-type: none"> ◆ A classification study on the Manager I-IV series was completed during the 2012-2013 Fiscal Year. The County originally established the broad classification series for Manager I-IV to streamline the pay administration system in 1998, by consolidating sixty management classifications into four broad classifications of work. The completion of the classification study will allow the County to create job descriptions to ensure equity among staff in these classifications, provide a tool for measuring performance and allow the County to clearly articulate the duties and the qualifications of these positions during recruitments. Additionally, the study will assist in ensuring compliance with merit systems; and, the Fair Labor Standards Act (FLSA). ◆ Recruitments were completed to fill four Stanislaus County Department Head vacancies: Director of Planning and Community Development; Director of Child Support Services; Director of the Department of Environmental Resources and Parks and Recreation, and the Community Services Agency Director. The completion of these recruitments allowed the County to fill critical positions with highly qualified individuals. 	<ul style="list-style-type: none"> ◆ Staff will continue development of a long range model to assist in the preparation of multi-year budget strategies. Staff will also review best practices of other Government Finance Officers Association (GFOA) award-winning organizations and work on improving budget preparation and submittal process. ◆ Chief Executive Office staff will be working to complete the validation of the classification study and implement recommendations. This will include validating job descriptions, communicating outcomes to County Department heads and managers and recommending changes to the Board of Supervisors. ◆ Increased focus on the County's recruitment process will be a priority during the 2013-2014 Fiscal Year. Chief Executive Office staff will be working with departments to review processes and identify efficiencies as well as evaluating recruitment practices to assure appropriate outreach and advertising of positions is occurring. Improved efficiencies should result in quicker turnaround times in filling positions. This along with improved outreach should allow the County to better develop a workforce for the future and be better prepared for succession planning. ◆ Chief Executive Office staff will continue to promote economic development through active partnerships with all cities (Regional Transportation Impact Fee (RTIF) development, Stanislaus Council of Governments (StanCOG) Management and Finance Committee, Transit Cost Share Committee), the Workforce Alliance (marketing and community outreach, Expect More Stanislaus initiative), and the business sector. Staff will also continue to work toward developing the former Crows Landing Air Facility into a major job creation center for Stanislaus County and the region.

BUDGETS WITHIN THE CHIEF EXECUTIVE OFFICE INCLUDE:

- ◆ Operations and Services
- ◆ Risk Management

STANISLAUS COUNTY, CALIFORNIA
Fiscal Year 2013-2014



FISCAL GENERAL SERVICES
Legislative/Administrative

CHIEF EXECUTIVE OFFICE—OPERATIONS AND SERVICES

Budget Unit 0100 0015000
 General Fund

SERVICES PROVIDED

The Chief Executive Office provides for the overall leadership and effective management of County government, pursuant to Board policy and the adopted budget. Specifically, the Office oversees the management of County resources; provides for the long-range financial, facility, and organizational planning; and ensures that County departments are producing services and results in accordance with the Board's goals, priorities, policies, budgets, and legal mandates; and improves management and business procedures to guarantee the most effective use of County personnel, money, facilities and equipment. This budget funds the staffing and most of the operational costs for the Human Resources, Capital Projects, Operations and Services, and Economic Development Divisions and the Clerk of the Board.

Chief Executive Office - Operations and Services					
Classification	2011-2012 Actual	2012-2013 Actual	2013-2014 Adopted Proposed	2013-2014 Recommended Adjustments	2013-2014 Recommended Final Budget
Taxes	\$0	\$0	\$0	\$0	\$0
Licenses, Permits, Franchises	\$0	\$0	\$0	\$0	\$0
Fines, Forfeitures, Penalties	\$0	\$0	\$0	\$0	\$0
Revenue from use of Assets	\$0	\$0	\$0	\$0	\$0
Intergovernmental Revenue	\$96,218	\$66,482	\$52,000	\$0	\$52,000
Charges for Service	\$1,975,955	\$1,836,976	\$1,751,400	\$0	\$1,751,400
Miscellaneous Revenue	\$489	\$682	\$500	\$0	\$500
Other Financing Sources	\$3,900	\$800	\$22,000	\$0	\$22,000
Total Revenue	\$2,076,562	\$1,904,940	\$1,825,900	\$0	\$1,825,900
Salaries and Benefits	\$3,979,638	\$4,334,712	\$3,911,283	\$1,488,325	\$5,399,608
Services and Supplies	\$530,516	\$804,314	\$1,019,765	\$0	\$1,019,765
Other Charges	\$331,988	\$321,001	\$320,620	\$0	\$320,620
Fixed Assets	\$0	\$0	\$0	\$0	\$0
Other Financing Uses	\$134,031	\$0	\$0	\$0	\$0
Equity	\$0	\$0	\$0	\$0	\$0
Intrafund	(\$31,610)	(\$33,558)	(\$34,000)	\$0	(\$34,000)
Contingencies	\$0	\$0	\$0	\$0	\$0
Gross Costs	\$4,944,563	\$5,426,469	\$5,217,668	\$1,488,325	\$6,705,993
Fund Balance	\$0	\$0	\$0	\$0	\$0
Net County Cost	\$2,868,001	\$3,521,529	\$3,391,768	\$1,488,325	\$4,880,093

PROGRAM DISCUSSION

At the proposed level of funding, the Department can maintain responsibility for finance, budget, debt management, human resources, departmental relations, public information, legislative and departmental training functions, Clerk of the Board, as well as capital projects, countywide leadership development, business improvement, economic development and organizational performance. The Department anticipates prior year net county cost savings of approximately \$1.2 million and will rely on approximately \$626,000 to balance its 2013-2014 budget.

Included in the Department's revenue projections are the Assessment Appeal Application fee and the Property Tax Administration – SB 2557 program. Based upon the Assessor's projection, the amount of new Assessment Appeal applications will be similar to the level of the last two fiscal years. The activity of the Assessment Appeals Board (AAB) process is directly related to the Property Tax Administration revenue so this estimate is also projected to be flat.

The Property Tax Administration – SB 2557 fee is calculated each year by the Auditor-Controller based upon the AAB activity from the previous fiscal year completed by the Clerk of the Board staff. The Department has traditionally been conservative in its budgeting of estimated Property Tax Administration revenue. Any funds received as a result of the 2004 Vehicle License Fee Swap were not budgeted but instead fell into fund balance and contributed to departmental year-end savings. As a result, the recent Supreme Court decision does not impact on the Department's operations.

In Fiscal Year 2010-2011, the Board of Supervisor's budget received funding in the amount of \$89,925 from the Chief Executive Office – Operations and Services budget. Since that time, an accumulated savings was realized, in part due to the reorganization of and reduction in cost for the Board of Supervisors' support staff, as approved by the Board on February 28, 2012. It is recommended to transfer \$30,000 of General Fund contribution from the Board of Supervisors to the Chief Executive Office – Operations and Services budget. A review of the Board's net county cost will occur in future budget years to determine the appropriate time to return the remaining \$59,925.

STAFFING RECOMMENDATIONS

Adopted Proposed Budget

Total current authorized positions— 39

There are no recommended changes to the current level of staffing.

Total recommended authorized positions— 39

Final Budget

The Department is requesting to restore one unfunded Deputy Executive Officer position. This position will have the primary responsibility for the development and presentation of the annual budget and quarterly financial updates to the Board of Supervisors. This position will be funded from net county cost savings.

Total current authorized positions— 39

It is recommended to restore one unfunded Deputy Executive Officer position.

Total recommended authorized positions— 40

BUDGET RECOMMENDATIONS

Adopted Proposed Budget

It is recommended that a budget of \$5,217,668 be approved for Chief Executive Office – Operations and Services. This budget is funded from \$1,825,900 in estimated department revenue and a \$3,391,768 contribution from the General Fund. The Department anticipates the need of approximately \$626,000 of prior year General Fund net county cost savings to fully fund the projected 2013-2014 budget. The total General Fund net county cost savings will be included in the Final Budget.

In Fiscal Year 2010-2011, the Board of Supervisor's budget received funding in the amount of \$89,925 from the Chief Executive Office – Operations and Services budget. Since that time, an accumulated savings was realized, in part due to the reorganization of and reduction in cost for the Board of Supervisors' support staff, as approved by the Board on February 28, 2012. Included in the recommended General Fund contribution is a return of \$30,000 to the Chief Executive Office –

Operations and Services budget. A review of the Board's net county cost will occur in future budget years to determine the appropriate time to return the remaining \$59,925.

Final Budget

Prior to Fiscal Year 2010-2011, the Chief Executive Office included a Deputy Executive Officer position that was charged with development and implementation of the County's budget each year. As part of the Mid-Year Financial Report presented to the Board of Supervisors on March 1, 2011, this position was unfunded as part of the Department's budget balancing strategy. The County's budget process is highly complex and includes five separate financial reports presented to the Board each fiscal year. Long-range modeling and budget strategy development continues throughout the year. A dedicated executive-level position will ensure this critical function can be sustained. At this time, the Department requests to restore one unfunded Deputy Executive Officer position, at an annualized cost of \$156,000. This position will be funded from net county cost savings.

Departments that achieved savings in appropriations are able to carry forward 100% of their unused net county cost savings from prior fiscal years and 75% of their 2012-2013 net county cost savings. The Department is requesting an increase in appropriations of \$1,488,325 to reflect the carry forward of net county cost savings earned in prior fiscal years.



CHIEF EXECUTIVE OFFICE—RISK MANAGEMENT DIVISION

Budget Unit 0100 0015600
 General Fund

MISSION STATEMENT

The mission of the Risk Management Division of the Chief Executive Office is to serve as a resource for the health, safety, and well-being of Stanislaus County employees by managing risks and associated cost of claims, through continuous education, participation and communication.

ACCOMPLISHMENTS AND OBJECTIVES

The CEO-Risk Management Division continues to implement the ongoing restructuring of division staff and associated resources. The restructuring requires the division to focus resources on critical services and mandated compliance programs. The Accomplishments of 2012-2013 and Objectives for the 2013-2014 Fiscal Year for the Chief Executive Office - Risk Management Division include:

FISCAL YEAR 2012-2013 ACCOMPLISHMENTS	FISCAL YEAR 2013-2014 OBJECTIVES
<ul style="list-style-type: none"> ◆ Disability Management: Provided additional training to Payroll and Human Resources staff on Family Medical Leave Act and other leave law compliance through which the County experienced reduced litigation costs. ◆ Employee Benefits: Continued implementation of new self-funded medical plans. A report on the performance of the 2012 plan year was provided to the Board in May 2013. Staff has also continued working with our health insurance consultants to evaluate and develop numerous strategies for improving the financial and clinical outcomes of the program. ◆ Liability Program: Maintained loss insurance programs to minimize risk exposure and control liability. Staff has worked closely with the County's contracted legal representatives to manage litigation costs within budgeted appropriations. ◆ Safety: A recent survey of the top 20 counties in the State ranks Stanislaus County with the lowest OSHA incident rate of all other counties. Stanislaus has a rate of 5.2 OSHA injuries per the equivalent of 100 full-time employees. The average of the top 20 counties is 8.6. This performance is an excellent example of the outcome of the County's safety culture that is embraced among departments and in the CEO Risk Management Division. 	<ul style="list-style-type: none"> ◆ Disability Management: 1) Continue to work with Chief Executive Office and departmental Human Resources staff on ensuring that departments are effectively working with disability and accommodation issues related to the County workforce; 2) Explore the use of Absence Management module in PeopleSoft to improve the use of technology related to leave of absence administration. ◆ Employee Benefits: Staff will continue to work on the implementation of health care reform and the development of a new employee wellness program in the coming year. Staff will also implement a new process for conducting benefit orientation for new employees in order to improve the communication and efficiency of the benefit enrollment process. ◆ Liability Program: 1) Maintain loss insurance programs to minimize risk exposure and control liability; 2) Increase awareness on the importance of risk transference through vendors providing adequate insurance when doing business with the County. ◆ Safety: 1) Maintain low OSHA incident rate as compared to other counties; 2) Train all staff on new Global Harmonization Standard through revised Hazardous Communications Training; 3) Assure departments' compliance with new Material Safety Data Sheets (MSDS) Online requirements.

STANISLAUS COUNTY, CALIFORNIA
Fiscal Year 2013-2014



FISCAL GENERAL SERVICES
Other General

CHIEF EXECUTIVE OFFICE—RISK MANAGEMENT DIVISION

Budget Unit 0100 0015600
 General Fund

SERVICES PROVIDED

This budget funds personnel and administrative operations of the CEO-Risk Management Division. The Division administers nine budgets in five functional areas including Administration, Employee Benefits (medical, dental, vision, life, and unemployment insurance), Liability Claims/Insurance (general and professional liability), Disability Management (workers' compensation), and Safety.

Chief Executive Office - Risk Management Division					
Classification	2011-2012 Actual	2012-2013 Actual	2013-2014 Adopted Proposed	2013-2014 Recommended Adjustments	2013-2014 Recommended Final Budget
Taxes	\$0	\$0	\$0	\$0	\$0
Licenses, Permits, Franchises	\$0	\$0	\$0	\$0	\$0
Fines, Forfeitures, Penalties	\$0	\$0	\$0	\$0	\$0
Revenue from use of Assets	\$0	\$0	\$0	\$0	\$0
Intergovernmental Revenue	\$10,464	\$11,758	\$12,000	\$0	\$12,000
Charges for Service	\$1,080,459	\$1,187,907	\$1,157,281	\$48,400	\$1,205,681
Miscellaneous Revenue	\$74	\$22	\$0	\$0	\$0
Other Financing Sources	\$0	\$0	\$0	\$0	\$0
Total Revenue	\$1,090,997	\$1,199,687	\$1,169,281	\$48,400	\$1,217,681
Salaries and Benefits	\$1,021,190	\$1,094,082	\$1,155,480	\$193,297	\$1,348,777
Services and Supplies	\$254,554	\$253,934	\$227,410	\$0	\$227,410
Other Charges	\$53,524	\$54,250	\$57,288	\$0	\$57,288
Fixed Assets	\$0	\$0	\$0	\$0	\$0
Other Financing Uses	\$29,848	\$0	\$0	\$0	\$0
Equity	\$0	\$0	\$0	\$0	\$0
Intrafund	(\$5,095)	(\$5,547)	(\$5,950)	\$0	(\$5,950)
Contingencies	\$0	\$0	\$0	\$0	\$0
Gross Costs	\$1,354,021	\$1,396,719	\$1,434,228	\$193,297	\$1,627,525
Fund Balance	\$0	\$0	\$0	\$0	\$0
Net County Cost	\$263,024	\$197,032	\$264,947	\$144,897	\$409,844

PROGRAM DISCUSSION

At the proposed level of funding, the Department can maintain its core program services in workers' compensation, administration, safety training, Occupational Safety and Health Administration (OSHA) compliance, employee benefit administration, property and casualty insurance, general and auto liability insurance, medical malpractice insurance, and employee leave administration.

The Proposed Budget of \$1,434,228 represents a modest increase of \$3,042 from the 2012-2013 Adopted Final Budget after subtracting out the \$84,585 in net county cost carryover brought into Fiscal Year 2012-2013. The increase reflects the increases in benefit and retirement costs, which is partially offset by savings in other areas of this budget. There will be no significant increase in departmental charges in Fiscal Year 2013-2014.

It is estimated that approximately \$140,000 in net county cost savings will be available at the close of Fiscal Year 2012-2013. It is anticipated that no net county cost savings from prior fiscal years will be needed to support the programs in the Risk Management Division in the 2013-2014 Fiscal Year. If additional temporary contract or staffing support is needed during the year, however, it will be funded from this carryover.

STAFFING RECOMMENDATIONS

Adopted Proposed Budget

Total current authorized positions— 10

There are no recommended changes to the current level of staffing.

Total recommended authorized positions— 10

Final Budget

The Department is requesting to restore one unfunded Manager II position and reclassify upward to a block budgeted Manager III position to provide ongoing implementation and oversight of the programming and financial performance of the County's self-insured medical, dental, and vision programs, as well as all other employee benefit programs. This position will also be responsible for planning and implementing changes related to the health reform legislation.

Total current authorized positions— 10

It is recommended to restore one unfunded Manager II position and reclassify upward to a block budgeted Manager III position.

Total recommended authorized positions— 11

BUDGET RECOMMENDATIONS

Adopted Proposed Budget

It is recommended that a budget of \$1,434,228 be approved for Chief Executive Office – Risk Management Division. This budget is funded from \$1,169,281 in estimated department revenue and a \$264,947 contribution from the General Fund. The total General Fund net county cost savings will be included in the Final Budget.

Final Budget

Departments that achieved savings in appropriations are able to carry forward 100% of their unused net county cost savings from prior fiscal years and 75% of their 2012-2013 net county cost savings. The Department is requesting an increase in appropriations of \$144,897 to reflect the carry forward of net county cost savings earned in prior fiscal years.

The Department is planning to use approximately \$23,600 in the 2013-2014 Fiscal Year to cover additional costs of a new position requested at Final Budget, for the new Employee Benefits Manager (Manager III) and increased salary costs related to the restoration of 1% of the current salary deduction.

The total requested increase in appropriations is \$193,297. Included in this increase is the cost to fund the Employee Benefits Manager beginning January 2014 at an approximate cost of \$62,500 for Fiscal Year 2013-2014 and the additional cost of \$9,500 to restore 1% of the current salary deduction. These increases are offset by an additional \$48,400 in budgeted revenue from Departmental charges. As previously mentioned, the remaining balance will be covered by \$23,600 in net county cost savings.

STANISLAUS COUNTY, CALIFORNIA
Fiscal Year 2013-2014



FISCAL GENERAL SERVICES
Transportation Terminals

CHIEF EXECUTIVE OFFICE—AIRPORT

Budget Unit 0100 0016041
 General Fund

SERVICES PROVIDED

This Chief Executive Office – Airport budget provides funding for improvements at the Modesto City/County Airport. The revenue received from Aircraft Taxes is used to fund this budget and is transferred to the City of Modesto for improvements to the facility. Such improvements included maintenance of airplane hangars, installation of fire suppression systems and security improvements.

Chief Executive Office - Airport					
Classification	2011-2012 Actual	2012-2013 Actual	2013-2014 Adopted Proposed	2013-2014 Recommended Adjustments	2013-2014 Recommended Final Budget
Taxes	\$0	\$0	\$0	\$0	\$0
Licenses, Permits, Franchises	\$0	\$0	\$0	\$0	\$0
Fines, Forfeitures, Penalties	\$0	\$0	\$0	\$0	\$0
Revenue from use of Assets	\$0	\$0	\$0	\$0	\$0
Intergovernmental Revenue	\$0	\$0	\$0	\$0	\$0
Charges for Service	\$0	\$0	\$0	\$0	\$0
Miscellaneous Revenue	\$0	\$0	\$0	\$0	\$0
Other Financing Sources	\$0	\$0	\$0	\$0	\$0
Total Revenue	\$0	\$0	\$0	\$0	\$0
Salaries and Benefits	\$0	\$0	\$0	\$0	\$0
Services and Supplies	\$0	\$0	\$241,000	\$0	\$241,000
Other Charges	\$0	\$0	\$0	\$0	\$0
Fixed Assets	\$0	\$0	\$0	\$0	\$0
Other Financing Uses	\$0	\$0	\$0	\$0	\$0
Equity	\$0	\$0	\$0	\$0	\$0
Intrafund	\$0	\$0	\$0	\$0	\$0
Contingencies	\$0	\$0	\$0	\$0	\$0
Gross Costs	\$0	\$0	\$241,000	\$0	\$241,000
Fund Balance	\$0	\$0	\$0	\$0	\$0
Net County Cost	\$0	\$0	\$241,000	\$0	\$241,000

PROGRAM DISCUSSION

At the proposed level of funding, the City of Modesto will continue planned facility and equipment improvement projects. Revenue from Aircraft Taxes is posted twice a year. The first installment is typically posted in December, with a second posting in June and is budgeted in Discretionary Revenue. It is estimated that the County will receive \$241,000 in revenue for Fiscal Year 2013-2014. This is consistent with revenue receipts in the prior year. Specifically, this funding will be available to fund capital improvements as they are approved by the Airport Advisory Board during Fiscal Year 2013-2014. A status report on the capital improvements completed will be provided to the Chief Executive Office within 60 days after the end of the fiscal year.

STAFFING RECOMMENDATIONS

Adopted Proposed Budget

Total current authorized positions— 0

Final Budget

There are no recommended changes to the current level of staffing.

BUDGET RECOMMENDATIONS

Adopted Proposed Budget

It is recommended that a budget of \$241,000 be approved for the Chief Executive Office – Airport for capital improvements that are approved by the Airport Advisory Board during Fiscal Year 2013-2014. Estimated revenue is budgeted in Discretionary Revenue. The annual allocation of the Modesto City/County Airport will be evaluated annually.

Final Budget

There are no recommended changes in funding to this budget.

STANISLAUS COUNTY, CALIFORNIA
Fiscal Year 2013-2014



FISCAL GENERAL SERVICES
Other General

CHIEF EXECUTIVE OFFICE—APPROPRIATIONS FOR CONTINGENCIES

Budget Unit 0100 0016071
 General Fund

SERVICES PROVIDED

The Appropriations for Contingencies budget serves as the contingency fund for Stanislaus County. Funds from Contingencies can only be transferred by a 4/5 vote of the Board of Supervisors to operating budgets for emergencies and other unanticipated expenses.

The chart below lists the transfers from Appropriations for Contingencies for the last five years:

FISCAL YEAR	AMOUNT TRANSFERRED
2008-2009	\$2,866,330
2009-2010	\$1,218,400
2010-2011	\$389,346
2011-2012	\$10,000
2012-2013	\$1,966,747

Chief Executive Office - Appropriations for Contingencies					
Classification	2011-2012 Actual	2012-2013 Actual	2013-2014 Adopted Proposed	2013-2014 Recommended Adjustments	2013-2014 Recommended Final Budget
Taxes	\$0	\$0	\$0	\$0	\$0
Licenses, Permits, Franchises	\$0	\$0	\$0	\$0	\$0
Fines, Forfeitures, Penalties	\$0	\$0	\$0	\$0	\$0
Revenue from use of Assets	\$0	\$0	\$0	\$0	\$0
Intergovernmental Revenue	\$0	\$0	\$0	\$0	\$0
Charges for Service	\$0	\$0	\$0	\$0	\$0
Miscellaneous Revenue	\$0	\$0	\$0	\$0	\$0
Other Financing Sources	\$0	\$0	\$0	\$0	\$0
Total Revenue	\$0	\$0	\$0	\$0	\$0
Salaries and Benefits	\$0	\$0	\$0	\$0	\$0
Services and Supplies	\$0	\$0	\$0	\$0	\$0
Other Charges	\$0	\$0	\$0	\$0	\$0
Fixed Assets	\$0	\$0	\$0	\$0	\$0
Other Financing Uses	\$0	\$410,631	\$0	\$0	\$0
Equity	\$0	\$0	\$0	\$0	\$0
Intrafund	\$0	\$0	\$0	\$0	\$0
Contingencies	\$0	\$0	\$4,420,864	\$0	\$4,420,864
Gross Costs	\$0	\$410,631	\$4,420,864	\$0	\$4,420,864
Fund Balance	\$0	\$0	\$0	\$0	\$0
Net County Cost	\$0	\$410,631	\$4,420,864	\$0	\$4,420,864

PROGRAM DISCUSSION

At the proposed level of funding, the Appropriations for Contingencies fund can maintain a moderate level of funding for unexpected fiscal and program exposures or emergencies which may occur as a result of the economic decline, reductions in Federal and State revenues, or other program and community needs. This may include unanticipated operational and capital issues that may arise over the course of the year that in recent years have been addressed through discretionary revenue growth.

In Fiscal Year 2012-2013, approximately \$2 million in funding from Appropriations for Contingencies was used for critical unmet needs that occurred during the operating year. These included: \$525,000 for County Court funding, \$500,000 for the Public Defender – Indigent Defense budget, \$288,489 for County Counsel, \$410,631 for the reallocation of Property Tax Administration Fees to the Cities of Ceres, Newman, Turlock and Waterford and \$242,627 to fully fund the North McHenry Revenue Sharing Agreement with the City of Modesto.

STAFFING RECOMMENDATIONS

Adopted Proposed Budget

Total current authorized positions— 0

Final Budget

There are no recommended changes to the current level of staffing.

BUDGET RECOMMENDATIONS

Adopted Proposed Budget

It is recommended that a budget of \$4,420,864 be approved for the Chief Executive Office – Appropriations for Contingencies. This budget is funded from a \$4,420,864 contribution from the General Fund. It is anticipated that the Appropriations for Contingencies funds will be used only for critical exposures and emergencies.

Final Budget

There are no recommended changes in funding to this budget.

STANISLAUS COUNTY, CALIFORNIA
Fiscal Year 2013-2014



FISCAL GENERAL SERVICES
Finance

CHIEF EXECUTIVE OFFICE—CAPITAL IMPROVEMENT FINANCING AUTHORITY

Budget Unit 0100 0016021
 General Fund

SERVICES PROVIDED

The Capital Improvement Financing Authority (CIFA) budget provides funding for certain financial borrowing expenses and other professional staff service costs related to County financing initiatives.

Chief Executive Office - C.I.F.A.					
Classification	2011-2012 Actual	2012-2013 Actual	2013-2014 Adopted Proposed	2013-2014 Recommended Adjustments	2013-2014 Recommended Final Budget
Taxes	\$0	\$0	\$0	\$0	\$0
Licenses, Permits, Franchises	\$0	\$0	\$0	\$0	\$0
Fines, Forfeitures, Penalties	\$0	\$0	\$0	\$0	\$0
Revenue from use of Assets	\$0	\$0	\$0	\$0	\$0
Intergovernmental Revenue	\$0	\$0	\$0	\$0	\$0
Charges for Service	\$0	\$0	\$0	\$0	\$0
Miscellaneous Revenue	\$0	\$0	\$0	\$0	\$0
Other Financing Sources	\$10,713	\$0	\$0	\$0	\$0
Total Revenue	\$10,713	\$0	\$0	\$0	\$0
Salaries and Benefits	\$0	\$0	\$0	\$0	\$0
Services and Supplies	\$73,722	\$32,656	\$140,613	\$0	\$140,613
Other Charges	\$0	\$36	\$20	\$0	\$20
Fixed Assets	\$0	\$0	\$0	\$0	\$0
Other Financing Uses	\$0	\$0	\$0	\$0	\$0
Equity	\$0	\$0	\$0	\$0	\$0
Intrafund	\$0	\$0	\$0	\$0	\$0
Contingencies	\$0	\$0	\$0	\$0	\$0
Gross Costs	\$73,722	\$32,692	\$140,633	\$0	\$140,633
Fund Balance	\$0	\$0	\$0	\$0	\$0
Net County Cost	\$63,009	\$32,692	\$140,633	\$0	\$140,633

PROGRAM DISCUSSION

At the proposed level of funding, the Department can maintain the following anticipated expenses:

- ◆ \$79,373 for arbitrage and disclosure services;
- ◆ \$50,000 for financial advisor charges related to financing initiatives and analysis; and
- ◆ \$11,260 for commercial insurance.

STAFFING RECOMMENDATIONS

Adopted Proposed Budget

Total current authorized positions— 0

Final Budget

There are no recommended changes to the current level of staffing.

BUDGET RECOMMENDATIONS**Adopted Proposed Budget**

It is recommended that a budget of \$140,633 be approved for the Chief Executive Office – Capital Improvement Financing Authority budget, funded from the General Fund. At the current level of funding, this budget achieves its net county cost by prioritizing funding for certain financial borrowing expenses and other professional staff services costs related to County financing initiatives.

Final Budget

There are no recommended changes in funding to this budget.

STANISLAUS COUNTY, CALIFORNIA
Fiscal Year 2013-2014



FISCAL GENERAL SERVICES
Property Management

CHIEF EXECUTIVE OFFICE—COUNTY FACILITIES

Budget Unit 0100 0016091
 General Fund

SERVICES PROVIDED

The County Facilities budget provides funding for minor facility improvements and costs associated with maintaining certain County property.

Chief Executive Office - County Facilities					
Classification	2011-2012 Actual	2012-2013 Actual	2013-2014 Adopted Proposed	2013-2014 Recommended Adjustments	2013-2014 Recommended Final Budget
Taxes	\$0	\$0	\$0	\$0	\$0
Licenses, Permits, Franchises	\$0	\$0	\$0	\$0	\$0
Fines, Forfeitures, Penalties	\$0	\$0	\$0	\$0	\$0
Revenue from use of Assets	\$6,101	\$5,033	\$4,000	\$0	\$4,000
Intergovernmental Revenue	\$0	\$0	\$0	\$0	\$0
Charges for Service	\$0	\$0	\$0	\$0	\$0
Miscellaneous Revenue	\$6,445	\$56,424	\$1,750	\$0	\$1,750
Other Financing Sources	\$0	\$0	\$0	\$0	\$0
Total Revenue	\$12,546	\$61,457	\$5,750	\$0	\$5,750
Salaries and Benefits	\$0	\$0	\$0	\$0	\$0
Services and Supplies	\$26,284	\$102,591	\$9,805	\$120,000	\$129,805
Other Charges	\$467,900	\$478,614	\$480,239	\$0	\$480,239
Fixed Assets	\$0	\$0	\$0	\$0	\$0
Other Financing Uses	\$0	\$4,100,000	\$0	\$0	\$0
Equity	\$0	\$0	\$0	\$0	\$0
Intrafund	\$11,247	\$5,345	\$6,000	\$0	\$6,000
Contingencies	\$0	\$0	\$0	\$0	\$0
Gross Costs	\$505,431	\$4,686,550	\$496,044	\$120,000	\$616,044
Fund Balance	\$0	\$0	\$0	\$0	\$0
Net County Cost	\$492,885	\$4,625,093	\$490,294	\$120,000	\$610,294

PROGRAM DISCUSSION

At the proposed level of funding, the Department can maintain minor facility repairs and improvements and costs associated with maintaining certain County property, telecommunications and internet service for the United Community Center in Grayson, utilities, building and preventative maintenance, and janitorial costs for the Ray Simon Regional Training Center, the Keyes Community Center, Paradise-Burbank Hall, the Law Library, Mancini Hall, County Center III, 12th Street Parking Garage, and for other County facility related expenses. The augmentation of \$500,000 in Fiscal Year 2012-2013 was set aside to complete a countywide Americans with Disabilities Act (ADA) evaluation of existing county facilities and the development of a transition plan for those facilities. The County also received \$53,939 of insurance reimbursement for property theft and vandalism at the Finch Road Animal Facility. Additionally, \$265,500 was previously set aside for mitigation and clean-up of the former Laird Park shooting range, for a total of \$819,439 rolled forward as Auditors Encumbrances. This budget does not include any funding for security or operating costs at the Finch Road Animal Facility for the 2013-2014 Fiscal Year. Subsequent to the Adopted Proposed Budget, the Board of Supervisors approved a Lease Agreement with Wags and Whiskers Rescue for reuse of the 2846 Finch Road, Modesto, California.

The 501(c)(3) nonprofit animal rescue organization will maintain and operate the facility for an estimated term of three to five years.

STAFFING RECOMMENDATIONS

Adopted Proposed Budget

Total current authorized positions— 0

Final Budget

There are no recommended changes to the current level of staffing.

BUDGET RECOMMENDATIONS

Adopted Proposed Budget

It is recommended that a budget of \$496,044 be approved for Chief Executive Office – County Facilities. This budget is funded from \$5,750 in estimated department revenue and a \$490,294 contribution from the General Fund.

Final Budget

The Chief Executive Office - County Facilities is requesting an increase in appropriations of \$120,000 to address Americans with Disabilities Act (ADA) and safety concerns at the Keyes Community Center.

In 1996, Stanislaus County Police Activities League (SCPAL) collaborated with the Stanislaus County Parks and Recreation Department to provide recreation services at various park locations throughout the County. Presently there are two locations providing these recreation services, Grayson United Community Center and Keyes Community Center. The Keyes Community Center provides afterschool tutoring, a computer lab, outdoor recreation activities, arts and crafts, field trips and summer lunch programs. On average, 30-40 children a day attend these programs. In addition, approximately 30 adults and children participate in a martial arts program in the evening.

The Keyes Community Center is an aging facility. Minimal funding for maintenance has been provided in the past decade and the facility has significant infrastructure and maintenance repairs needed to resolve ADA and safety concerns, including replacement of non ADA compliant doors, roof repairs to prevent further rain damage, replacement of Heating Ventilation and Air Conditioning (HVAC) systems and exhaust fans, and the repair of asphalt and fencing. The requested funding increase will be used to complete these repairs.

In the Adopted Proposed Budget, \$265,500 was set aside for mitigation and clean-up of the former Laird Park shooting range. These funds will be expended for the decommission of the Honor Farm, anticipated to be completed by the end of this calendar year.

STANISLAUS COUNTY, CALIFORNIA
Fiscal Year 2013-2014



FISCAL GENERAL SERVICES
Transportation Terminals

CHIEF EXECUTIVE OFFICE—CROWS LANDING AIR FACILITY

Budget Unit 0100 0016046
 General Fund

SERVICES PROVIDED

The Crows Landing Air Facility budget provides funding for security, general liability, and master planning of the air facility acquired from the Federal government in late 2004. The Chief Executive Office currently manages an agricultural lease agreement of approximately 1,112 acres. Lease revenue is a significant component to the progressive and on-going planning of this development project. A security contract with local law enforcement is also in place for patrol services.

Chief Executive Office - Crows Landing Air Facility					
Classification	2011-2012 Actual	2012-2013 Actual	2013-2014 Adopted Proposed	2013-2014 Recommended Adjustments	2013-2014 Recommended Final Budget
Taxes	\$0	\$0	\$0	\$0	\$0
Licenses, Permits, Franchises	\$0	\$0	\$0	\$0	\$0
Fines, Forfeitures, Penalties	\$0	\$0	\$0	\$0	\$0
Revenue from use of Assets	\$90,968	\$108,067	\$152,695	\$0	\$152,695
Intergovernmental Revenue	\$0	(\$1,685)	\$0	\$0	\$0
Charges for Service	\$169,000	\$0	\$0	\$0	\$0
Miscellaneous Revenue	\$0	\$5,250	\$0	\$0	\$0
Other Financing Sources	\$0	\$685,000	\$0	\$0	\$0
Total Revenue	\$259,968	\$796,632	\$152,695	\$0	\$152,695
Salaries and Benefits	\$53,413	\$6,321	\$0	\$0	\$0
Services and Supplies	\$96,625	\$143,036	\$148,400	\$0	\$148,400
Other Charges	\$11,862	\$3,154	\$4,295	\$0	\$4,295
Fixed Assets	\$0	\$0	\$0	\$0	\$0
Other Financing Uses	\$0	\$0	\$0	\$0	\$0
Equity	\$0	\$0	\$0	\$0	\$0
Intrafund	\$0	\$0	\$0	\$0	\$0
Contingencies	\$0	\$0	\$0	\$0	\$0
Gross Costs	\$161,900	\$152,511	\$152,695	\$0	\$152,695
Fund Balance	\$0	\$0	\$0	\$0	\$0
Net County Cost	(\$98,068)	(\$644,121)	\$0	\$0	\$0

PROGRAM DISCUSSION

At the proposed level of funding, the Chief Executive Office will continue to move forward with the Crows Landing Air Facility project. The primary emphasis of this economic development project continues to be future job creation opportunities as appropriate, based on economic conditions. The Chief Executive Office will continue to provide on-going support to the property management oversight of the farm lease and security contract. The current three year farm lease between Stanislaus County and Melvin T. Wheeler and Sons was entered into in November 2010 and the initial year was dedicated to restoring the agricultural viability of the property. The current agreement terminates November 9, 2013 and on May 7, 2013 the Board approved an amended and restated farm lease for a term of two years. The existing security contract with the Sheriff's Department will expire in November 2014.

On August 23, 2012 the Board of Supervisors terminated the relationship with West Park Holdings, LLC and directed staff to develop a new Request for Proposal (RFP) process. On February 1, 2013 a

second RFP process closed with no developer interest in the property formerly known as the Crows Landing Air Facility. This lack of outward private sector interest in an environment of clear economic uncertainty has provided staff the opportunity to step back from this high profile project and reassess the landscape, the opportunity and the possibility/timing for future development.

STAFFING RECOMMENDATIONS

Adopted Proposed Budget

Total current authorized positions— 0

Final Budget

There are no recommended changes to the current level of staffing.

BUDGET RECOMMENDATIONS

Adopted Proposed Budget

It is recommended that a budget of \$152,695 be approved for the Chief Executive Office – Crows Landing Air Facility. This budget is funded from \$152,695 in department revenue through an agricultural lease on the property.

Final Budget

There are no recommended changes in funding to this budget.

STANISLAUS COUNTY, CALIFORNIA
Fiscal Year 2013-2014



FISCAL GENERAL SERVICES
Legislative/Administrative

CHIEF EXECUTIVE OFFICE—DEBT SERVICE

Budget Unit 0100 0016081
 General Fund

SERVICES PROVIDED

This budget provides funding for County debt obligations. Gross debt obligations for Fiscal Year 2013-2014 total \$10,545,603 offset by \$33,873 of estimated earnings for a net debt service of \$10,511,730. The Schedule 9 reflects the debt service obligations for Fiscal Year 2013-2014, including offsetting revenue. Some revenue is reflected as negative expenditures in the Schedule 9.

Chief Executive Office - Debt Service					
Classification	2011-2012 Actual	2012-2013 Actual	2013-2014 Adopted Proposed	2013-2014 Recommended Adjustments	2013-2014 Recommended Final Budget
Taxes	\$0	\$0	\$0	\$0	\$0
Licenses, Permits, Franchises	\$0	\$0	\$0	\$0	\$0
Fines, Forfeitures, Penalties	\$0	\$0	\$0	\$0	\$0
Revenue from use of Assets	\$448,549	\$463,917	\$564,246	\$0	\$564,246
Intergovernmental Revenue	\$0	\$0	\$0	\$0	\$0
Charges for Service	\$1,650,229	\$1,544,641	\$1,389,030	\$0	\$1,389,030
Miscellaneous Revenue	\$0	\$0	\$0	\$0	\$0
Other Financing Sources	\$2,715,368	\$2,760,483	\$2,594,243	\$0	\$2,594,243
Total Revenue	\$4,814,146	\$4,769,041	\$4,547,519	\$0	\$4,547,519
Salaries and Benefits	\$0	\$0	\$0	\$0	\$0
Services and Supplies	\$0	\$0	\$0	\$0	\$0
Other Charges	\$271,575	\$271,575	\$0	\$0	\$0
Fixed Assets	\$0	\$0	\$0	\$0	\$0
Other Financing Uses	\$10,143,513	\$9,451,493	\$10,511,730	\$0	\$10,511,730
Equity	\$0	\$0	\$0	\$0	\$0
Intrafund	(\$425,847)	(\$98,577)	(\$92,060)	\$0	(\$92,060)
Contingencies	\$0	\$0	\$0	\$0	\$0
Gross Costs	\$9,989,241	\$9,624,491	\$10,419,670	\$0	\$10,419,670
Fund Balance	\$0	\$0	\$0	\$0	\$0
Net County Cost	\$5,175,095	\$4,855,450	\$5,872,151	\$0	\$5,872,151

PROGRAM DISCUSSION

The following chart reflects the debt service obligations for Fiscal Year 2013-2014 including offsetting revenue.

2013-2014 Debt Service							
Certificate of Participation	Description	Pay off Date	Gross Debt	Earnings/ Money Held With Trustee	Legal Budget Appropriations/ Net Debt Obligation	Budget Offsetting Revenue	Total Net Debt Obligation
2004 A	Gallo Center for the Arts	Aug 2025	\$ 1,106,220	\$ 12,125	\$ 1,094,095	\$ -	\$ 1,094,095
2004 B	12th Street Office & Parking Garage	Aug 2025	\$ 1,376,293	\$ 15,143	\$ 1,361,150	\$ 647,093	\$ 714,057
2004 B	Salida Library	Aug 2025	\$ 600,287	\$ 6,605	\$ 593,682	\$ 593,682	\$ -
2007 A	Community Services Facility	May 2018	\$ 2,194,558	\$ -	\$ 2,194,558	\$ 1,389,030	\$ 805,528
2007 A	Public Safety Center	May 2018	\$ 1,015,999	\$ -	\$ 1,015,999	\$ 828,173	\$ 187,826
2007 A	Minimum Security Facility	May 2018	\$ 406,400	\$ -	\$ 406,400	\$ -	\$ 406,400
2007 A	Sheriff Operations Center	May 2018	\$ 447,040	\$ -	\$ 447,040	\$ -	\$ 447,040
2007 A	Ag Center & Training Center	May 2018	\$ 905,429	\$ -	\$ 905,429	\$ 385,452	\$ 519,977
Total			\$ 8,052,226	\$ 33,873	\$ 8,018,353	\$ 3,843,430	\$ 4,174,923
2006 Tobacco Endowment Fund	AB 900 Jail Construction	June 2032	\$ 284,760	\$ -	\$ 284,760	\$ -	\$ 284,760
2006 Tobacco Endowment Fund	Coroner Re-Use of the Medical Arts Building	June 2032	\$ 399,756	\$ -	\$ 399,756	\$ -	\$ 399,756
2006 Tobacco Endowment Fund	Animal Services Facility County	June 2035	\$ 101,357	\$ -	\$ 101,357	\$ -	\$ 101,357
2006 Tobacco Endowment Fund	Animal Services Facility City of Modesto	June 2035	\$ 127,644	\$ -	\$ 127,644	\$ -	\$ 127,644
2012 Lease Refunding	Public Administration Center (10th Street Place)	Sept 2018	\$ 1,579,860	\$ -	\$ 1,579,860	\$ 796,149	\$ 783,711
Total			\$ 10,545,603	\$ 33,873	\$ 10,511,730	\$ 4,639,579	\$ 5,872,151

Certificates of Participation

The County of Stanislaus debt is primarily in the form of Certificates of Participation (COP). Created in conjunction with lease agreements, which encumber County-owned property, COPs are securities issued and marketed to investors in a manner similar to tax-exempt bonds. In a COP transaction, the County enters into an agreement with a third party, the Stanislaus County Capital Improvements Financing Authority, to lease an asset (normally a building) over a specific period of time at a predetermined total cost. The asset, owned by the County and leased to the Finance Authority, is then subleased back to the County. In this transaction the Finance Authority sells certificates in order to make its total lease payment to the County at the beginning of the lease period. With that lump sum (advance) lease payment the County then builds or buys the property. The following chart reflects each COP, the interest rate as a percent, the original date of issuance, the date of maturity, the original amount borrowed, the balance as of June 30, 2013, the current debt obligations for Fiscal Year 2013-2014, and the remaining balance once the debt obligation payments are posted during the budget year.

Governmental Activities	Interest Rate %	Date of Issue	Maturity	Original Borrowing	Balance to Maturity as of June 30, 2013	2013-2014 Debt Obligation Principal	2013-2014 Debt Obligation Interest	Remaining Balance to Maturity
2004 Series A Gallo Center for the Arts	1.63-4.38	3/26/2004	9/1/2025	\$15,340,000	\$11,050,000	\$675,000	\$431,220	\$10,375,000
2004 Series B 12th Street Office & Parking Garage, Nick W. Blom Salida Regional Library	1.63-4.38	3/26/2004	9/1/2025	\$27,455,000	\$19,770,000	\$1,205,000	\$771,580	\$18,565,000
2007 Series A Refunding Community Services Facility, Public Safety Center, Minimum Security Facility, Sheriff Operations Center, Agricultural Center, Ray Simon Training Center	3.65-5.75	2/1/2007	5/1/2018	\$40,540,000	\$19,915,000	\$3,985,000	\$984,425	\$15,930,000
TOTAL GOVERNMENTAL ACTIVITIES:				\$83,335,000	\$50,735,000	\$5,865,000	\$2,187,225	\$44,870,000

The 2004B COP, approved by the Board of Supervisors on February 17, 2004, includes the 12th Street Office Building and Garage. The financing plan includes the use of Justice Public Facilities Fees (PFF), Criminal Justice Facility Funds, parking license income and a General Fund contribution. As a result of the economic downturn, local development has been very limited and is reflected in the minimal PFF revenue collected over the past several years. Analysis of the Justice Public Facilities Fees is underway and a recommendation on future financing of the 12th Street Office Building and Garage will be included in the 2013-2014 Recommended Final Budget.

1998A Certificate of Participation (COP) Refinancing

As of Fiscal Year 2012-2013, the total debt remaining on the 1998A COP was \$10,365,000 which included principal and interest to maturity on September 1, 2018. The 2012-2013 gross debt totaled \$1,761,300, which was comprised of a scheduled principal payment of \$1,280,000 and an interest payment of \$481,300. The annual gross debt service payment was offset by \$101,444 in excess interest earnings from the reserve fund invested in a Guaranteed Investment Certificates (GIC) earning 5.66% annually at that time. Accordingly, the annual net debt obligation for Fiscal Year 2012-2013 prior to the refinancing action was \$1,659,856. The annual debt service for the 1998A COP as included in the Adopted Proposed Budget for 2012-2013 was paid with revenue from Public Facilities Fees of \$748,040, Miscellaneous Rents of \$91,604, and a General Fund contribution of \$820,212.

On July 24, 2012, the Board of Supervisors approved a resolution to refinance the 1998A COP through a private placement financing with the Bank of the West, to reduce the County’s annual General Fund debt service obligation. The refinancing plan was developed through a collaborative effort by the County Chief Executive Officer, the Debt Advisory Committee, the County’s Financial Advisor and outside special Bond/Tax counsel. The refinancing included the following:

- ◆ An Amended and Restated Facilities Lease/Purchase Agreement between City-County Capital Improvements Financing Authority and the Stanislaus County Capital Improvements Financing Authority;
- ◆ The Facilities Sublease with the Bank of the West;
- ◆ The Assignment Agreement by and between Stanislaus County Capital Improvements Financing Authority and the Bank of the West; and
- ◆ Supplemental Agreement between the County of Stanislaus and Bank of the West.

The refinancing action resulted in the prepayment of the 1998A COP and a new 2012 Lease Refunding Action in the form of a private placement with the Bank of the West.

2012 Lease Refunding

Subsequent to the 1998A COP refinancing, the 2012-2013 annual gross debt service for the 2012 Lease Refunding was \$1,589,698 which included a principal payment of \$1,314,698 and an interest payment of \$275,000. This reduced debt service obligation resulted in a savings of \$70,158 in Fiscal Year 2012-2013.

The following chart reflects the Fiscal Year 2013-2014 activity for the private placement 2012 Lease Refunding.

Private Placement	Interest Rate %	Date of Issue	Maturity	Original Borrowing	Balance to Maturity as of June 30, 2013	2013-2014 Debt Obligation Principal	2013-2014 Debt Obligation Interest	Remaining Balance to Maturity
2012 Lease Refunding Administration Center 10th Street Place	Public 1.99	8/1/2012	6/1/2018	\$8,687,050	\$7,507,342	\$1,441,641	\$138,219	\$6,065,701

Tobacco Endowment Fund Debt Service

In November 1998, the Attorney’s General of 46 states, including California, and the four largest United States tobacco manufactures (OPM’s) entered into a master settlement agreement in resolution of cigarette-smoking related litigation. The master settlement agreement released the OPM’s from past, present, and future smoking-related claims in exchange for, among other things, certain payments to be made to settling states.

The State of California and various counties, in an effort to manage/mitigate the risks associated with the receipt of the Tobacco Settlement Revenues (TSR's) opted to securitize this revenue stream. On June 6, 2000, the Board of Supervisors authorized the Chief Executive and the Debt Advisory Committee to proceed with the securitization of the County's share of the TSR's by issuing Tobacco Settlement Asset-Backed Bonds.

In March 2002 and March 2006, the County sold their interest in the TSRs and those funds were placed in the Stanislaus Tobacco Endowment Funds – Series 2002 and Series 2006. The original policy recommended that interest earnings from the endowment should be able to be spent by the County annually for purposes so long as they are commingled with the County's General Fund. However, the corpus of the investments held in the endowment funds can only be spent on capital purposes and may not be used for working capital.

The Board of Supervisors have approved the use of funding from the Series 2006 Tobacco Endowment Fund for the design-build construction of the Thomas W. Mayfield Regional Animal Services Facility, and more recently for the Coroner's re-use of the former Medical Arts Building, and a 10% cash match requirement for Assembly Bill 109 (AB 109) Phase II Jail Construction funding of \$80 million that will be used to construct 456 new jail beds at the Public Safety Center site.

The County has a discipline of repaying the Tobacco Endowment funds both principal and lost earnings as Committed Funds balance in the General Fund to ensure these funds can be preserved and are available for future major capital purposes.

Each of the 2006 Tobacco Endowment financing are outlined in detail below.

Animal Services Debt Service

On October 27, 2009, Stanislaus County entered into a Joint Powers Agency Agreement with the Cities of Modesto, Ceres, Hughson, Patterson and Waterford. The agreement outlines the process that will be followed regarding the debt service payments to repay the County over 25 years for the cost of the construction for the new animal services facility. The payment share for the County and partnering cities is based on the average intake percentage over three fiscal years. The detail of the partner's share and the payment time line is stated in the Joint Powers Agency Agreement. Intake percentages as received from the Joint Powers Agency Director for fiscal year 2007-2008, 2008-2009 and 2009-2010 are as follows:

JPA Partner	2007-2008 Intake	2008-2009 Intake	2009-2010 Intake	Average Percentage
Stanislaus County	43.2%	37.5%	40.9%	40.5%
City of Modesto	41%	45.7%	41.9%	42.9%
City of Ceres	11%	11%	11.2%	11.1%
City of Patterson	2.3%	2.8%	2.7%	2.6%
City of Waterford	1.3%	1.7%	2.1%	1.7%
City of Hughson	1.2%	1.3%	1.2%	1.2%

The County financed the project using funds from the County's 2006 Tobacco Endowment Fund. This financing represented the lowest cost option. Each partner's proportion of capitalized costs is fixed and will include the respective share for interest expense. Both amounts are based upon the average animal intake into the shelter for three fiscal years.

In a separate Memorandum of Understanding (MOU) between the County and City of Modesto related to the disposition of the Animal Services Facility at Finch Road in Modesto, California, the County and the City of Modesto established a 25 year debt service repayment schedule for the repayment to the County for the cost of construction of the new Thomas W. Mayfield Regional Animal Services Facility at Cornucopia Way. The terms include the following provisions:

The County will pay 100% of the City's year one debt service costs in years one and two; 75% in year three; 50% in year four; and 25% in year five. Beginning in year six, the City of Modesto will pay 100% of the City's debt service payment obligation.

2006 Tobacco Endowment Fund Financing Plan for AB 900 Jail Construction and Coroner Re-Use of Medical Arts Building

On December 13, 2011, the Board of Supervisors approved the financing plan through an internal borrowing from the 2006 Tobacco Endowment Fund totaling \$13.2 million to fund the \$7.0 million cash match requirement for AB 900 Phase II Jail Construction funding, and \$6.2 million for the Coroner's Re-Use of the Medical Arts Building in downtown Modesto

The Debt Advisory Committee reviewed and approved the financing plan and recommended the terms of repayment of lost interest earnings to the 2006 Tobacco Endowment Fund include the provision that the aggregate interest rate shall not exceed 4.5% during the term of repayment. This will ensure the total interest paid will not exceed the interest cost if the debt had been issued through a private bank placement at a fixed rate of 4.5%.

The total estimated annual debt service payment over 20 years for the \$13.2 million internal borrowing was anticipated to be a maximum of \$1,037,000, including principal and lost interest earnings. The actual debt service payment will be calculated on the amount borrowed each period with that period's actual interest rate, not to exceed 4.5%.

The total debt payment in Fiscal Year 2013-2014 for the AB 900 and Coroner borrowings is estimated to be \$684,516, as a result of limited draws through this period as the project ramps up to construction.

2004A and B Certificates of Participation (COP) Debt Acceleration

In order to create capacity in the General Fund for future exposures such as the AB900 Jail Expansion staffing costs, the Chief Executive Office met with the Debt Advisory Committee to review a debt acceleration strategy for the 2004A & 2004B Certificates of Participation (Gallo Center, 12th St. Office & Garage and Salida Library renovation). This strategy would include an internal borrowing from the County Treasury and the one-time buy-down of \$4,650,000 of the debt as part of the refinancing plan. On July 16, 2013, the Board of Supervisors approved the refinancing of the 2004A & B COPs.

STAFFING RECOMMENDATIONS

Adopted Proposed Budget

Total current authorized positions— 0

Final Budget

There are no recommended changes to the current level of staffing.

BUDGET RECOMMENDATIONS

Adopted Proposed Budget

It is recommended that a budget of \$10,419,670 be approved for the Chief Executive Office – Debt Service budget, funded by \$4,547,519 in revenue from building rent, the Criminal Justice Facilities fund, and Public Facilities Fees revenue, and a \$5,872,151 contribution from the General Fund.

Final Budget

There are no recommended changes in funding to this budget.

STANISLAUS COUNTY, CALIFORNIA
Fiscal Year 2013-2014



FISCAL GENERAL SERVICES
Other General

CHIEF EXECUTIVE OFFICE—GENERAL FUND CONTRIBUTION TO OTHER PROGRAMS

Budget Unit 0100 0016401
 General Fund

SERVICES PROVIDED

The Chief Executive Office – General Fund Contribution to Other Programs budget has been established to fund those programs for which no State or Federal mandate exists. These programs have a General Fund contribution as a result of a Board of Supervisors’ policy decision or contractual obligation. This budget also includes payments to outside agencies. These programs were previously funded through the General Fund Match and Support budget but were extracted into a separate budget for ease of accounting and reporting.

Chief Executive Office - General Fund Contribution to Other Programs					
Classification	2011-2012 Actual	2012-2013 Actual	2013-2014 Adopted Proposed	2013-2014 Recommended Adjustments	2013-2014 Recommended Final Budget
Taxes	\$0	\$0	\$0	\$0	\$0
Licenses, Permits, Franchises	\$0	\$0	\$0	\$0	\$0
Fines, Forfeitures, Penalties	\$0	\$0	\$0	\$0	\$0
Revenue from use of Assets	\$0	\$0	\$0	\$0	\$0
Intergovernmental Revenue	\$0	\$0	\$0	\$0	\$0
Charges for Service	\$0	\$0	\$0	\$0	\$0
Miscellaneous Revenue	\$0	\$0	\$0	\$0	\$0
Other Financing Sources	\$0	\$0	\$0	\$0	\$0
Total Revenue	\$0	\$0	\$0	\$0	\$0
Salaries and Benefits	\$0	\$0	\$0	\$0	\$0
Services and Supplies	\$0	\$0	\$0	\$0	\$0
Other Charges	\$2,397,923	\$2,726,740	\$2,579,193	\$0	\$2,579,193
Fixed Assets	\$0	\$0	\$0	\$0	\$0
Other Financing Uses	\$4,000,416	\$4,230,586	\$4,117,300	\$0	\$4,117,300
Equity	\$0	\$0	\$0	\$0	\$0
Intrafund	\$0	\$0	\$0	\$0	\$0
Contingencies	\$0	\$0	\$0	\$0	\$0
Gross Costs	\$6,398,339	\$6,957,326	\$6,696,493	\$0	\$6,696,493
Fund Balance	\$0	\$0	\$0	\$0	\$0
Net County Cost	\$6,398,339	\$6,957,326	\$6,696,493	\$0	\$6,696,493

PROGRAM DISCUSSION

Funding for County Match is separated into two budgets, General Fund Contributions to Other Programs budget and Mandated County Match budget. Programs that receive General Fund funding based on contractual obligations and Board of Supervisors policy decisions, and contributions to outside agencies are included in the Chief Executive Office – General Fund Contributions to Other Programs. As part of the Budget Strategy, only mandated programs or programs that carry a contractual obligation based on policy decisions by the Board of Supervisors will be funded. Funding for those programs that have a State or Federal requirement for local dollars as match or maintenance of effort are in the Mandated County Match budget in order to receive State and Federal funding.

On March 21, 2013, the Animal Services Joint Powers Agency Board approved a \$3,320,707 Proposed Budget. It is projected that Stanislaus County's estimated costs will be \$1,599,399 offset by \$435,657 in estimated revenue. The estimated 2013-2014 net contribution for Stanislaus County is \$1,163,743 and is funded from the Chief Executive Office - General Fund Contributions to Other Programs. This is a decrease from last year's budgeted amount of \$110,889.

On April 24, 2013, the Stanislaus Local Agency Formation Commission (LAFCO) adopted its Proposed Budget for Fiscal Year 2013-2014. In total, the operational budget approved was \$429,580 offset by \$12,000 in estimated revenue and \$12,674 in fund balance. The net operating budget of \$404,906 was the basis for determining the contribution among the Stanislaus County and each of the nine incorporated cities. The County's contribution is 50% of the net operating budget or \$202,453 for the upcoming budget year. This amount is a \$5,147 increase from the Fiscal Year 2012-2013 Adopted Final Budget level of \$197,306.

Included in the 2012-2013 Adopted Final Budget was an allocation of \$142,079 related to the In Home Supportive Services (IHSS) Program Investigations and Program Integrity. The Board of Supervisors provided funding for IHSS fraud in spite of the State eliminating funding for fraud detection in January of 2012. No funding is recommended in Fiscal Year 2013-2014 since the establishment a Maintenance of Effort (MOE) in IHSS has eliminated any potential for a positive return on investment from this non-mandated function—the County cost to perform the fraud investigations will not be recovered at the local level as the MOE does not change. Reports of suspected fraud will be referred to the State of California Department of Health Care Services per instructions received on March 21, 2013.

Also included in the General Fund Contributions to Other Programs is an allocation to the Sheriff's Department Court Security Division of \$213,160. This funding will allow the Sheriff's Department to continue to provide the Stanislaus County Superior Court with security services as mandated by Assembly Bill 118 (AB 118).

Other recommended adjustments include \$128,000 for Public Works for mandated, non-road related survey and engineering services for Fiscal Year 2013-2014 and future years; a decrease in the annual contribution of \$103,807 for the Vertical Prosecution Block Grant and transfer to District Attorney – Criminal Division; a slight increase of \$3,302 for the General Service Agency 12th Street Office Building budget for rising maintenance expenses; and a slight reduction of \$325 in the County's annual contribution for the Stanislaus Council of Governments.

General Fund contributions for the various departments and programs supported by this budget are listed on the following chart. In addition to the changes previously described, a minor adjustment to the Stanislaus Council of Governments funding level for Fiscal Year 2013-2014 is included.

RECOMMENDED PROPOSED BUDGET - FISCAL YEAR 2013-2014			
Fund/Department	2012-2013 Adopted Final Budget	Recommended Adjustments	2013-2014 Recommended Proposed Budget
Area Agency on Aging	\$ 292,922	\$0	\$ 292,922
CEO Countywide Fire Services	622,304	0	622,304
CEO DOJ Alcohol & Drug	55,543	0	55,543
DA Real Estate Fraud	153,115	0	153,115
DA Vertical Prosecution Block Grant	103,807	(103,807)	0
DA Victim Witness	3,328	0	3,328
Environmental Resources	416,258	0	416,258
GSA 12th St Office Building	17,504	3,302	20,806
HSA Deficit Repayment	1,848,054	0	1,848,054
IHSS Investigations/Program Integrity	142,079	(142,079)	0
Library	491,810	0	491,810
Law Library	44,900	0	44,900
Local Area Formation Commission	197,306	5,147	202,453
North McHenry Tax Sharing	1,163,815	0	1,163,815
Public Works Engineering	0	128,000	128,000
Sheriff Court Security	0	213,160	213,160
Stanislaus Animal Services Agency	1,274,632	(110,889)	1,163,743
Stanislaus Council of Governments	4,607	(325)	4,282
Other General Fund Contributions Total	\$ 6,831,984	\$ (7,491)	\$ 6,824,493

STAFFING RECOMMENDATIONS

Adopted Proposed Budget

Total current authorized positions— 0

Final Budget

There are no recommended changes to the current level of staffing.

BUDGET RECOMMENDATIONS

Adopted Proposed Budget

It is recommended that a budget of \$6,824,493 be approved for the Chief Executive Office – General Fund Contribution to Other Programs. This budget is funded from a \$6,824,493 contribution from the General Fund.

As part of the Adopted Proposed Budget for Fiscal Year 2013-2014, the Board of Supervisors did not approve the use of \$128,000 for the Public Works Engineering budget. The following chart reflects the Adopted Proposed Budget of \$6,696,493 for the Chief Executive Office – General Fund Contribution to Other Programs:

ADOPTED PROPOSED BUDGET - FISCAL YEAR 2013-2014			
Fund/Department	2012-2013 Adopted Final Budget	Adopted Adjustments	2013-2014 Adopted Proposed Budget
Area Agency on Aging	\$ 292,922	\$0	\$ 292,922
CEO Countywide Fire Services	622,304	0	622,304
CEO DOJ Alcohol & Drug	55,543	0	55,543
DA Real Estate Fraud	153,115	0	153,115
DA Vertical Prosecution Block Grant	103,807	(103,807)	0
DA Victim Witness	3,328	0	3,328
Environmental Resources	416,258	0	416,258
GSA 12th St Office Building	17,504	3,302	20,806
HSA Deficit Repayment	1,848,054	0	1,848,054
IHSS Investigations/Program Integrity	142,079	(142,079)	0
Library	491,810	0	491,810
Law Library	44,900	0	44,900
Local Area Formation Commission	197,306	5,147	202,453
North McHenry Tax Sharing	1,163,815	0	1,163,815
Sheriff Court Security	0	213,160	213,160
Stanislaus Animal Services Agency	1,274,632	(110,889)	1,163,743
Stanislaus Council of Governments	4,607	(325)	4,282
Other General Fund Contributions Total	\$ 6,831,984	\$ (135,491)	\$ 6,696,493

Final Budget

There are no recommended changes in funding to this budget.

STANISLAUS COUNTY, CALIFORNIA
Fiscal Year 2013-2014
FISCAL GENERAL SERVICES
Other General



CHIEF EXECUTIVE OFFICE—GENERAL FUND MATCH VEHICLE LICENSE FEE

Budget Unit 0100 0016051
 General Fund

SERVICES PROVIDED

This budget receives and distributes Vehicle License Fee realignment revenue and is used to fund Stanislaus County Public Health, Mental Health and Social Service programs. This revenue constitutes forty percent (40%) of the Realignment Trust and is a major funding source for County health programs. Vehicle License Fee General Fund monies received by the County are transferred to the programs within the Realignment Health Trust Funds.

Public Health Realignment Funds are apportioned according to the following percentages set by the Board of Supervisors policy: Indigent Health Care Program – 64%, Public Health – 26%, Environmental Resources – 6%, and Clinic and Ancillary Services – 4%.

Chief Executive Office - General Fund Match - VLF					
Classification	2011-2012 Actual	2012-2013 Actual	2013-2014 Adopted Proposed	2013-2014 Recommended Adjustments	2013-2014 Recommended Final Budget
Taxes	\$0	\$0	\$0	\$0	\$0
Licenses, Permits, Franchises	\$0	\$0	\$0	\$0	\$0
Fines, Forfeitures, Penalties	\$0	\$0	\$0	\$0	\$0
Revenue from use of Assets	\$0	\$0	\$0	\$0	\$0
Intergovernmental Revenue	\$11,739,112	\$11,497,794	\$12,362,743	\$0	\$12,362,743
Charges for Service	\$0	\$0	\$0	\$0	\$0
Miscellaneous Revenue	\$0	\$0	\$0	\$0	\$0
Other Financing Sources	\$0	\$0	\$0	\$0	\$0
Total Revenue	\$11,739,112	\$11,497,794	\$12,362,743	\$0	\$12,362,743
Salaries and Benefits	\$0	\$0	\$0	\$0	\$0
Services and Supplies	\$0	\$0	\$0	\$0	\$0
Other Charges	\$0	\$0	\$0	\$0	\$0
Fixed Assets	\$0	\$0	\$0	\$0	\$0
Other Financing Uses	\$11,739,112	\$11,497,794	\$12,362,743	\$0	\$12,362,743
Equity	\$0	\$0	\$0	\$0	\$0
Intrafund	\$0	\$0	\$0	\$0	\$0
Contingencies	\$0	\$0	\$0	\$0	\$0
Gross Costs	\$11,739,112	\$11,497,794	\$12,362,743	\$0	\$12,362,743
Fund Balance	\$0	\$0	\$0	\$0	\$0
Net County Cost	\$0	\$0	\$0	\$0	\$0

PROGRAM DISCUSSION

At the proposed level of funding, the Department will continue to distribute Vehicle License Fee realignment revenue in support of the required distribution guidelines for health, mental health and social services programs. Vehicle License Fees revenue is anticipated to be slightly higher than the Fiscal Year 2012-2013 Adopted Final Budget.

STAFFING RECOMMENDATIONS

Adopted Proposed Budget

Total current authorized positions— 0

Final Budget

There are no recommended changes to the current level of staffing.

BUDGET RECOMMENDATIONS

Adopted Proposed Budget

It is recommended that a budget of \$12,362,743 be approved for the Chief Executive Office – General Fund Match Vehicle License Fee. This budget is funded entirely through Vehicle License Fees collected by the State.

Final Budget

There are no recommended changes in funding to this budget.

STANISLAUS COUNTY, CALIFORNIA
Fiscal Year 2013-2014
FISCAL GENERAL SERVICES
Other General



CHIEF EXECUTIVE OFFICE—MANDATED COUNTY MATCH

Budget Unit 0100 0016061
 General Fund

SERVICES PROVIDED

The Chief Executive Office – Mandated County Match Budget contains local funds used to leverage Federal and State funding for a variety of programs and functions that have a mandated match or maintenance of effort requirement.

Chief Executive Office - Mandated County Match					
Classification	2011-2012 Actual	2012-2013 Actual	2013-2014 Adopted Proposed	2013-2014 Recommended Adjustments	2013-2014 Recommended Final Budget
Taxes	\$0	\$0	\$0	\$0	\$0
Licenses, Permits, Franchises	\$0	\$0	\$0	\$0	\$0
Fines, Forfeitures, Penalties	\$0	\$0	\$0	\$0	\$0
Revenue from use of Assets	\$0	\$0	\$0	\$0	\$0
Intergovernmental Revenue	\$0	\$0	\$0	\$0	\$0
Charges for Service	\$0	\$0	\$0	\$0	\$0
Miscellaneous Revenue	\$0	\$0	\$0	\$0	\$0
Other Financing Sources	\$0	\$0	\$0	\$0	\$0
Total Revenue	\$0	\$0	\$0	\$0	\$0
Salaries and Benefits	\$0	\$0	\$0	\$0	\$0
Services and Supplies	\$0	\$0	\$0	\$0	\$0
Other Charges	\$0	\$0	\$0	\$0	\$0
Fixed Assets	\$0	\$0	\$0	\$0	\$0
Other Financing Uses	\$17,636,039	\$14,038,577	\$19,633,771	\$0	\$19,633,771
Equity	\$0	\$0	\$0	\$0	\$0
Intrafund	\$0	\$0	\$0	\$0	\$0
Contingencies	\$0	\$0	\$4,758,708	\$0	\$4,758,708
Gross Costs	\$17,636,039	\$14,038,577	\$24,392,479	\$0	\$24,392,479
Fund Balance	\$0	\$0	\$0	\$0	\$0
Net County Cost	\$17,636,039	\$14,038,577	\$24,392,479	\$0	\$24,392,479

PROGRAM DISCUSSION

The General Fund revenue allocation for County Match is separated into two budgets. The Mandated County Match budget includes funding for those programs that have a State or Federal requirement for local dollars as match or maintenance of effort, in order to receive State and Federal funding. In addition, a contingency amount is included in this budget for current and future exposures. The County Match Contingency account recommended in this budget has been established primarily for the Behavioral Health and Recovery Services (BHRS) – Managed Care and the Health Services Agency (HSA) – Indigent Health Care Program (IHCP) Programs. The BHRS allocation is a new anticipated exposure for the upcoming budget year directly related to an increase in psychiatric hospitalizations. The County Match Contingency is requested at a level less than approved by the Board during the Fiscal Year 2012-2013 Adopted Final Budget due to the shift of \$2,736,297 to the Community Services Agency Public Economic Assistance base for known Foster Care program costs bringing it to a total match allocation of \$4,758,708.

An unmet need in additional funding of \$547,436 in Behavioral Health and Recovery Services – Public Guardian is also requested to address the exposure historically funded by BHRS departmental fund balance. This funding source has been significantly depleted over time and no longer can sustain this commitment moving forward. This is in addition to the annual mandated match requirement of \$576,577—decreased by the \$50,000 one-time funding included in the Fiscal Year 2012-2013 Adopted Final Budget. This brings the total match allocation for Public Guardian to \$1,124,013.

Other adjustments requested during the Recommended Proposed Budget include the elimination of the Mandated Match for BHRS – Alcohol and Drug of \$57,006 and a transfer of match from Clinics & Ancillary Services to the Indigent Health Care Program (IHCP) of \$600,000 to meet mandated requirements. The Alcohol and Drug match, based on 10% of State General Funds for substance abuse services, have been collapsed into the 2011 Realignment and now is met through the required MOE on Substance Abuse Prevention and Treatment funds. The transfer of \$600,000 within Health Services Agency is necessary to satisfy mandated requirements for IHCP in the upcoming budget year.

Funding for programs that receive General Fund revenue based on contractual obligations and Board of Supervisor policy decisions, and contributions to outside agencies, are in the General Fund Contributions to Other Programs budget.

The Mandated County Match amounts for the various departments and programs supported by the General Fund are listed on the following chart:

RECOMMENDED PROPOSED BUDGET - FISCAL YEAR 2013-2014				
Fund/Department	2012-2013 Adopted Final Budget	Recommended Adjustments	2013-2014 Recommended Proposed Budget	
BHRS Alcohol & Drug	\$ 57,006	\$ (57,006)		\$0
BHRS Mental Health	825,359	0		825,359
BHRS Public Guardian	626,577	497,436		1,124,013
CSA General Assistance	540,703	0		540,703
CSA IHSS Provider Wages	1,954,262	0		1,954,262
CSA PA Benefits	90,237	0		90,237
CSA Public Economic Asst	2,588,652	2,736,297		5,324,949
CSA Services & Support	3,404,289	0		3,404,289
HSA Clinics and Ancillary Services	3,713,397	(600,000)		3,113,397
HSA Indigent Health Care	1,852,087	600,000		2,452,087
HSA Public Health	804,475	0		804,475
County Match Contingency	7,352,926	(2,594,218)		4,758,708
Mandated County Match Total	\$ 23,809,970	\$ 582,509	\$	24,392,479

STAFFING RECOMMENDATIONS

Adopted Proposed Budget

Total current authorized positions— 0

Final Budget

There are no recommended changes to the current level of staffing.

BUDGET RECOMMENDATIONS

Adopted Proposed Budget

It is recommended that a budget of \$24,392,479 be approved for the Chief Executive Office – Mandated County Match. This budget is funded from a \$24,392,479 contribution from the General Fund.

Final Budget

There are no recommended changes in funding to this budget.

STANISLAUS COUNTY, CALIFORNIA
Fiscal Year 2013-2014



FISCAL GENERAL SERVICES
Plant Acquisition

CHIEF EXECUTIVE OFFICE—PLANT ACQUISITION

Budget Unit 0100 0016031
 General Fund

SERVICES PROVIDED

The Plant Acquisition Budget provides funding for the acquisition, repair, and remodel of existing and new County facilities.

Chief Executive Office - Plant Acquisition					
Classification	2011-2012 Actual	2012-2013 Actual	2013-2014 Adopted Proposed	2013-2014 Recommended Adjustments	2013-2014 Recommended Final Budget
Taxes	\$0	\$0	\$0	\$0	\$0
Licenses, Permits, Franchises	\$0	\$0	\$0	\$0	\$0
Fines, Forfeitures, Penalties	\$0	\$0	\$0	\$0	\$0
Revenue from use of Assets	\$0	\$0	\$0	\$0	\$0
Intergovernmental Revenue	\$0	\$0	\$0	\$0	\$0
Charges for Service	\$0	\$0	\$0	\$0	\$0
Miscellaneous Revenue	\$2,442	\$0	\$0	\$0	\$0
Other Financing Sources	\$161,365	\$107,896	\$0	\$125,000	\$125,000
Total Revenue	\$163,807	\$107,896	\$0	\$125,000	\$125,000
Salaries and Benefits	(\$2,042)	\$2,126	\$0	\$0	\$0
Services and Supplies	\$664,784	\$897,074	\$1,358,665	\$125,000	\$1,483,665
Other Charges	\$6,902	\$25,974	\$33,870	\$0	\$33,870
Fixed Assets	\$0	\$0	\$0	\$0	\$0
Other Financing Uses	\$987,562	\$16,877	\$0	\$0	\$0
Equity	\$0	\$0	\$0	\$0	\$0
Intrafund	\$0	\$0	\$0	\$0	\$0
Contingencies	\$0	\$0	\$0	\$0	\$0
Gross Costs	\$1,657,206	\$942,051	\$1,392,535	\$125,000	\$1,517,535
Fund Balance	\$0	\$0	\$0	\$0	\$0
Net County Cost	\$1,493,399	\$834,155	\$1,392,535	\$0	\$1,392,535

PROGRAM DISCUSSION

At the proposed level of funding, this budget provides funding for deferred maintenance of several of the County facilities, including chiller and fire alarm replacement projects at 801 11th Street and several elevator modernization projects, as well as \$200,000 for safety-related improvements. Funds are also available for code required testing, asbestos and lead testing and other miscellaneous costs as required for the acquisition, repair and remodeling of existing and new County facilities.

STAFFING RECOMMENDATIONS

Adopted Proposed Budget

Total current authorized positions— 0

Final Budget

There are no recommended changes to the current level of staffing.

BUDGET RECOMMENDATIONS**Adopted Proposed Budget**

It is recommended that a budget of \$1,392,535 be approved for the Chief Executive Office – Plant Acquisition budget. At this level of funding, the Department prioritizes funding for the acquisition, repair and remodel of existing and new County facilities.

Final Budget

The Department is requesting an increase in appropriations and estimated revenue of \$125,000 funded from insurance proceeds from the Honor Farm fire in 2010. As the Honor Farm Jail Replacement Beds Project is nearing completion and all remaining detainees are transferred to the new facility located at the Public Safety Center, the old Honor Farm located in Grayson may become a target for vandalism and crime. It is anticipated that the old facility will undergo decommissioning activities for several months after the facility is vacated. The requested funding increase will be used for to secure the site until such time as disposition can be completed prior to the end of 2013.

STANISLAUS COUNTY, CALIFORNIA
Fiscal Year 2013-2014



FISCAL GENERAL SERVICES
Other General

CHIEF EXECUTIVE OFFICE—RISK MANAGEMENT DIVISION
DENTAL SELF-INSURANCE

Budget Unit 5101 0018101
 Internal Service Fund

SERVICES PROVIDED

The Dental Self-Insurance budget provides for dental benefits and services for approximately 3,400 full-time County employees and their families, including special districts. The claims administration for the County's self-insured dental program will continue to be provided by Delta Dental.

FUND/CASH BALANCE

As of July 1, 2013 the fund has a positive retained earnings balance of \$1,032,671 compared to the July 1, 2012 positive balance of \$988,578. This fund has a positive cash balance of \$1,368,440 as of July 1, 2013 compared to the \$1,331,581 positive balance on July 1, 2012. The increase is due to a reduction in dental claims. The difference between the cash and fund balance is due to the non-cash items listed on the balance sheet, such as Accounts Payable and dental claims that have been incurred, but not reported and paid.

Chief Executive Office - Dental Self-Insurance					
Classification	2011-2012 Actual	2012-2013 Actual	2013-2014 Adopted Proposed	2013-2014 Recommended Adjustments	2013-2014 Recommended Final Budget
Taxes	\$0	\$0	\$0	\$0	\$0
Licenses, Permits, Franchises	\$0	\$0	\$0	\$0	\$0
Fines, Forfeitures, Penalties	\$0	\$0	\$0	\$0	\$0
Revenue from use of Assets	\$15,882	\$9,348	\$15,000	\$0	\$15,000
Intergovernmental Revenue	\$0	\$0	\$0	\$0	\$0
Charges for Service	\$4,114,842	\$3,579,324	\$3,380,000	\$0	\$3,380,000
Miscellaneous Revenue	\$0	\$0	\$0	\$0	\$0
Other Financing Sources	\$0	\$0	\$0	\$0	\$0
Total Revenue	\$4,130,724	\$3,588,672	\$3,395,000	\$0	\$3,395,000
Salaries and Benefits	\$0	\$0	\$0	\$0	\$0
Services and Supplies	\$3,886,719	\$3,516,023	\$3,702,804	\$0	\$3,702,804
Other Charges	\$28,516	\$28,556	\$32,196	\$0	\$32,196
Fixed Assets	\$0	\$0	\$0	\$0	\$0
Other Financing Uses	\$0	\$0	\$0	\$0	\$0
Equity	\$0	\$0	\$0	\$0	\$0
Intrafund	\$0	\$0	\$0	\$0	\$0
Contingencies	\$0	\$0	\$0	\$0	\$0
Gross Costs	\$3,915,235	\$3,544,579	\$3,735,000	\$0	\$3,735,000
Retained Earnings	(\$215,489)	(\$44,093)	\$340,000	\$0	\$340,000
Net County Cost	\$0	\$0	\$0	\$0	\$0

PROGRAM DISCUSSION

At the proposed level of funding, the Dental Self-Insurance budget will finance the payment of dental claims and claims administration through Delta Dental's Preferred Provider Organization (PPO)

network. This budget is funded through revenue from County departments, employee premium cost share, COBRA participants, and local special districts who also participate in the plan. The County reached an agreement with County labor organizations for the period of January 1, 2012 – December 31, 2014, wherein employees agreed to pay 20% of the premium cost for the dental plan. In addition, on January 1, 2013 premium rates were decreased by 10% to allow retained earnings to partially offset those rates.

The Dental Self-Insurance budget is supported by positions funded in the Chief Executive Office – Risk Management Division, a General Fund budget.

STAFFING RECOMMENDATIONS

Adopted Proposed Budget

Total current authorized positions— 0

Final Budget

There are no recommended changes to the current level of staffing.

BUDGET RECOMMENDATIONS

Adopted Proposed Budget

It is recommended that a budget of \$3,735,000 be approved for the Chief Executive Office – Dental Self-Insurance budget. This budget is funded from \$3,395,000 in estimated department revenue and \$340,000 in departmental retained earnings.

Final Budget

There are no recommended changes in funding to this budget.

STANISLAUS COUNTY, CALIFORNIA

Fiscal Year 2013-2014

FISCAL GENERAL SERVICES

Other General



CHIEF EXECUTIVE OFFICE—RISK MANAGEMENT DIVISION

GENERAL LIABILITY SELF-INSURANCE

Budget Unit 5051 0018051

Internal Service Fund

SERVICES PROVIDED

The General Liability Self-Insurance budget provides for the funding of property, casualty, surety, fiduciary and excess insurance; claim losses; self-insured retention; legal defense; actuarial services and operations/general County overhead.

FUND/CASH BALANCE

As stated in the Adopted Proposed Budget, this fund was projected to have a negative retained earnings balance of \$1,810,381 as of July 1, 2013 compared to the July 1, 2012 negative balance of \$2,160,381. The actual retained earnings balance as of July 1, 2013 is a negative \$2,058,599, a decrease to the projected fund balance, due to an increase in claims expense at year-end.

As of July 1, 2013, this fund has a positive cash balance of \$2,536,942 compared to the \$2,251,888 positive balance on July 1, 2012. The increase in the fund's cash and retained earnings balance reflects the first year of a five-year repayment plan of the retained earnings deficit in the 2012-2013 Fiscal Year. The difference between the cash and fund balance is due to the non-cash items listed on the balance sheet, such as Accounts Payable and claims that have been incurred, but not reported and paid. In Fiscal Year 2013-2014, the planned deficit repayment is being increased to \$450,000, due to a liability adjustment on June 30, 2012 that further increased the retained earnings deficit.

Chief Executive Office - General Liability					
Classification	2011-2012 Actual	2012-2013 Actual	2013-2014 Adopted Proposed	2013-2014 Recommended Adjustments	2013-2014 Recommended Final Budget
Taxes	\$0	\$0	\$0	\$0	\$0
Licenses, Permits, Franchises	\$0	\$0	\$0	\$0	\$0
Fines, Forfeitures, Penalties	\$0	\$0	\$0	\$0	\$0
Revenue from use of Assets	\$23,701	\$6,286	\$5,000	\$0	\$5,000
Intergovernmental Revenue	\$11,204	\$36,580	\$37,911	\$0	\$37,911
Charges for Service	\$3,466,621	\$4,055,754	\$4,392,691	\$0	\$4,392,691
Miscellaneous Revenue	\$223,996	\$420	\$0	\$0	\$0
Other Financing Sources	\$0	\$410,631	\$0	\$0	\$0
Total Revenue	\$3,725,522	\$4,509,671	\$4,435,602	\$0	\$4,435,602
Salaries and Benefits	\$0	\$0	\$0	\$0	\$0
Services and Supplies	\$3,999,029	\$4,249,969	\$3,759,023	\$0	\$3,759,023
Other Charges	\$197,276	\$157,919	\$226,579	\$0	\$226,579
Fixed Assets	\$0	\$0	\$0	\$0	\$0
Other Financing Uses	\$0	\$0	\$0	\$0	\$0
Equity	\$0	\$0	\$0	\$0	\$0
Intrafund	\$0	\$0	\$0	\$0	\$0
Contingencies	\$0	\$0	\$0	\$0	\$0
Gross Costs	\$4,196,305	\$4,407,888	\$3,985,602	\$0	\$3,985,602
Retained Earnings	\$470,783	(\$101,783)	(\$450,000)	\$0	(\$450,000)
Net County Cost	\$0	\$0	\$0	\$0	\$0

PROGRAM DISCUSSION

At the proposed level of funding, the General Liability Self-Insurance budget provides for the payment of property, aircraft, watercraft, fiduciary, and excess insurance coverage. In addition, funds are provided to pay liability and auto losses, attorney fees and costs, and settlements as well as some operational expenses. This budget is funded primarily by \$4.4 million in departmental charges and \$5,000 in interest earnings.

The basis of the auto and general liability charges includes an experience and exposure component. The experience component for both auto and general liability represents 70% of the charges and reflects seven years of loss history allocated by department. The loss history includes costs related to the defense and possible settlement of cases filed against specific departments. The exposure component of auto liability represents 30% of the charges, and is based upon the number of full-time and part-time employees allocated to each department as well as the number of miles driven in the past calendar year.

This fund began the 2011-2012 Fiscal Year with a \$1.7 million retained earnings deficit. This was the result of actuarial reviews reporting that the liability for current and future losses was greater than the cash in the program. A deficit repayment plan was adopted in the 2012-2013 Proposed Budget that included paying back the deficit over five years in the amount of \$350,000 per year. On June 30, 2012, an additional \$618,000 was recorded as a liability, further increasing the fund's retained earnings deficit. As a result, the deficit repayment is recommended to increase to \$450,000 for Fiscal Year 2013-2014 and the remaining three years of the repayment plan. All revenue that is received that is in excess of expenditures each year will contribute toward the deficit as well as possible decreases in the liability for current and future losses.

This budget proposes appropriations that are expected to fund insurance premiums and essential operational expenses. Costs for several significant litigated cases are also included in this budget; however, it is uncertain whether the amount of this funding will be sufficient for those cases during the fiscal year. This budget will be monitored closely throughout the year and returned to the Board should additional appropriations be required.

In order to mitigate risk in this program, the Risk Management Division purchases excess insurance for claims and defense costs that exceed the County's self-insured retention (similar to an insurance deductible) of \$250,000. The County pays all costs as they are incurred, and then the amounts that exceed the self-insured retention are reimbursed by the insurance carrier. In the 2012-2013 Fiscal Year, an accounting change was implemented to reflect the posting of this excess insurance reimbursement as a credit to expenditures, rather than as revenue. This change will reflect a decrease in estimated revenue and is reflected in the Fiscal Year 2013-2014 recommendations.

The General Liability Self-Insurance budget is supported by positions funded in the Chief Executive Office – Risk Management Division, a General Fund budget. Litigated cases are being handled by outside defense counsel and staff in the Chief Executive Office – Risk Management Division in conjunction with County Counsel.

STAFFING RECOMMENDATIONS

Adopted Proposed Budget

Total current authorized positions— 0

Final Budget

There are no recommended changes to the current level of staffing.

BUDGET RECOMMENDATIONS

Adopted Proposed Budget

It is recommended that a budget of \$3,985,602 be approved for the Chief Executive Office – General Liability Self-Insurance budget. This budget is funded from \$4,435,602 in estimated department revenue and contributes \$450,000 to departmental retained earnings.

Final Budget

There are no recommended changes in funding to this budget.

STANISLAUS COUNTY, CALIFORNIA
Fiscal Year 2013-2014

FISCAL GENERAL SERVICES
Other General



CHIEF EXECUTIVE OFFICE—RISK MANAGEMENT DIVISION
MEDICAL SELF-INSURANCE

Budget Unit 5091 0018091
Internal Service Fund

SERVICES PROVIDED

This budget was renamed from Purchased Insurance to Medical Self-Insurance with the implementation of the self-insured medical program effective January 1, 2012.

The Medical Self-Insurance budget provides funding for medical insurance for approximately 3,000 full-time County employees and their families. Employees may currently choose from three Exclusive Provider Organization (EPO) options and three High Deductible Health Plan (HDHP) options for Anthem Blue Cross, Kaiser, and Stanislaus County Partners in Health. The HDHP options are accompanied by a Health Savings Account (HSA) that is funded by both Stanislaus County and employee contributions. The County also extends County-sponsored medical plans and insurance rates to retired County employees under age 65 (pre-Medicare) and to employees of six local special districts. There are approximately 435 retiree and special district plan participants who pay 100% of their individual premium costs for participation in the County-sponsored medical insurance program.

FUND/CASH BALANCE

As stated in the Adopted Proposed Budget, this fund was projected to have a negative retained earnings balance of \$2,520,000 as of July 1, 2013 compared to the July 1, 2012 positive balance of \$379,271. This projection was developed in March, when 2012 claims were not yet finalized and 2013 claims were immature. Since that time, the majority of 2012 claims have been paid and six months of 2013 claims have been incurred. As a result, the projected retained earnings deficit was adjusted on June 18, 2013, when the Board approved a budget adjustment of an additional \$3 million. The actual retained earnings balance as of July 1, 2013 is a negative \$6,035,966, a decrease to the projected retained earnings balance. Also stated in the Adopted Proposed Budget, cash was estimated to be a positive \$2,757,558 on July 1, 2013. The actual cash balance as of July 1, 2013 is \$257,486 compared to a July 1, 2012 positive balance of \$6,960,160. The decrease from the Proposed Budget projected retained earnings and cash balances is due to an increase in claims expense at year-end and a decrease in interest revenue.

The decrease in both retained earnings and cash from July 1, 2012 is a reflection of higher-than-anticipated claims payments in Fiscal Year 2012-2013. The difference between the cash and fund balance is due to the non-cash items listed on the balance sheet, such as Accounts Payable and medical claims that have been incurred, but not reported (IBNR) and paid. The value of the fund's IBNR as of July 1, 2012 is \$5.7 million. Rates will be adjusted in calendar year 2014 to begin recovering this deficit.

Chief Executive Office - Medical Self-Insurance					
Classification	2011-2012 Actual	2012-2013 Actual	2013-2014 Adopted Proposed	2013-2014 Recommended Adjustments	2013-2014 Recommended Final Budget
Taxes	\$0	\$0	\$0	\$0	\$0
Licenses, Permits, Franchises	\$0	\$0	\$0	\$0	\$0
Fines, Forfeitures, Penalties	\$0	\$0	\$0	\$0	\$0
Revenue from use of Assets	\$95,274	(\$29,935)	\$10,000	\$0	\$10,000
Intergovernmental Revenue	\$0	\$0	\$0	\$0	\$0
Charges for Service	\$43,517,427	\$46,753,894	\$53,249,726	\$0	\$53,249,726
Miscellaneous Revenue	\$274,322	\$0	\$0	\$0	\$0
Other Financing Sources	\$0	\$0	\$0	\$0	\$0
Total Revenue	\$43,887,023	\$46,723,959	\$53,259,726	\$0	\$53,259,726
Salaries and Benefits	\$0	\$0	\$0	\$0	\$0
Services and Supplies	\$43,425,779	\$53,139,196	\$52,009,726	\$0	\$52,009,726
Other Charges	\$99,634	\$0	\$0	\$0	\$0
Fixed Assets	\$0	\$0	\$0	\$0	\$0
Other Financing Uses	\$0	\$0	\$0	\$0	\$0
Equity	\$0	\$0	\$0	\$0	\$0
Intrafund	\$0	\$0	\$0	\$0	\$0
Contingencies	\$0	\$0	\$0	\$0	\$0
Gross Costs	\$43,525,413	\$53,139,196	\$52,009,726	\$0	\$52,009,726
Retained Earnings	(\$361,610)	\$6,415,237	(\$1,250,000)	\$0	(\$1,250,000)
Net County Cost	\$0	\$0	\$0	\$0	\$0

PROGRAM DISCUSSION

The proposed level of funding is based upon an initial projection of all medical, pharmaceutical and administrative costs in the new self-funded medical plan from July 1, 2013 through June 30, 2014. The proposed budget expenditures are modeled using incurred claim data from calendar year 2012, which was increased by the appropriate medical trend per carrier. Estimated revenue has been increased to fund all claims, and includes an additional \$1.25 million to partially pay back the deficit incurred in the 2012-2013 Fiscal Year. The full deficit will be paid back in plan year 2014, which will extend into the first half of Budget Year 2014-2015.

This budget is supported by charges to County departments and premium contributions from County employees. In conjunction with the implementation of the self-funded medical plan, the County reached agreement with employee labor groups for a new premium cost sharing plan from January 1, 2012 through December 31, 2014. Under the agreement, the County's contribution to employees' medical insurance ranges from 80% of the lowest-cost Exclusive Provider Organization (EPO) Plan, to 95% of the lowest-cost High Deductible Health Plan (HDHP). In addition, the County is contributing \$2,000 per year to the Employee + 1 and Family coverage options for High Deductible Health Plans and \$1,200 for the Employee Only option. These amounts are deposited into employees' Health Savings Accounts (HSAs), half in January and then semi-monthly beginning July 1 of the calendar year. This budget also receives insurance premium revenue from retired County employees under age 65 (pre-Medicare) and several local special districts who participate in the County-sponsored medical insurance program. The proposed budget projects total revenue of \$53.3 million of which approximately \$41.8 million is funded by County departments, \$6.4 million from employee premium cost sharing, and \$5.1 million from early retirees, special districts, and COBRA participants.

In order to mitigate risk in this program, the Risk Management Division purchases excess insurance for catastrophic medical and pharmaceutical claims that exceed the County's individual stop loss (ISL) deductible (currently at \$225,000). The County pays all claims as they are incurred, and then the amounts that exceed the deductible for the calendar year are reimbursed by the insurance carrier. As of March 2013, there were 18 catastrophic claims exceeding the ISL for calendar year 2012. In the 2011-2012 Fiscal Year, the insurance reimbursement was posted as revenue. In the 2012-2013 Fiscal Year, an accounting change was implemented to reflect the posting of this excess insurance

reimbursement as a credit to expenditures, rather than as revenue. This change will reflect a decrease in estimated revenue and is reflected in the Fiscal Year 2013-2014 recommendations.

The Division will continue to monitor the performance of the self-funded medical insurance program throughout the fiscal year and may require future adjustments in expenditures and corresponding premium revenue as the new medical program and claims experience develop. The Department will formally evaluate the program through an actuarial study during the fiscal year to develop recommendations for premium rates effective January 1, 2014.

The Medical Self-Insurance budget is supported by positions funded in the Chief Executive Office – Risk Management Division, a General Fund budget.

STAFFING RECOMMENDATIONS

Adopted Proposed Budget

Total current authorized positions— 0

Final Budget

There are no recommended changes to the current level of staffing.

BUDGET RECOMMENDATIONS

Adopted Proposed Budget

It is recommended that a budget of \$52,009,726 be approved for the Chief Executive Office – Medical Self-Insurance budget. This budget is funded from \$53,259,726 in estimated department revenue and contributes \$1,250,000 to departmental retained earnings.

Final Budget

There are no recommended changes in funding to this budget.

STANISLAUS COUNTY, CALIFORNIA
Fiscal Year 2013-2014



FISCAL GENERAL SERVICES
Other General

CHIEF EXECUTIVE OFFICE—RISK MANAGEMENT DIVISION
OTHER EMPLOYEE BENEFITS

Budget Unit 5093 0018093
 Internal Service Fund

SERVICES PROVIDED

The Other Employee Benefits budget provides funding for employee life insurance, management long-term disability, and deferred compensation.

FUND/CASH BALANCE

As of July 1, 2013, this fund has a positive retained earnings balance of \$405,226 compared to the July 1, 2012 positive balance of \$287,598. The increase of \$117,628 is primarily due to the receipt of funds from the Hartford as part of its administrative agreement to fund deferred compensation-related expenses. Cash is tracking similar to retained earnings.

Chief Executive Office - Other Employee Benefits					
Classification	2011-2012 Actual	2012-2013 Actual	2013-2014 Adopted Proposed	2013-2014 Recommended Adjustments	2013-2014 Recommended Final Budget
Taxes	\$0	\$0	\$0	\$0	\$0
Licenses, Permits, Franchises	\$0	\$0	\$0	\$0	\$0
Fines, Forfeitures, Penalties	\$0	\$0	\$0	\$0	\$0
Revenue from use of Assets	\$3,798	\$4,600	\$5,000	\$0	\$5,000
Intergovernmental Revenue	\$0	\$0	\$0	\$0	\$0
Charges for Service	\$164,746	\$329,891	\$335,000	\$0	\$335,000
Miscellaneous Revenue	\$276,245	\$167,485	\$75,000	\$0	\$75,000
Other Financing Sources	\$0	\$0	\$0	\$0	\$0
Total Revenue	\$444,789	\$501,976	\$415,000	\$0	\$415,000
Salaries and Benefits	\$0	\$13,613	\$15,000	\$0	\$15,000
Services and Supplies	\$60,277	\$134,827	\$142,500	\$0	\$142,500
Other Charges	\$96,913	\$235,908	\$257,500	\$0	\$257,500
Fixed Assets	\$0	\$0	\$0	\$0	\$0
Other Financing Uses	\$0	\$0	\$0	\$0	\$0
Equity	\$0	\$0	\$0	\$0	\$0
Intrafund	\$0	\$0	\$0	\$0	\$0
Contingencies	\$0	\$0	\$0	\$0	\$0
Gross Costs	\$157,190	\$384,348	\$415,000	\$0	\$415,000
Retained Earnings	(\$287,599)	(\$117,628)	\$0	\$0	\$0
Net County Cost	\$0	\$0	\$0	\$0	\$0

PROGRAM DISCUSSION

At the proposed level of funding, life insurance, management long-term disability, and the deferred compensation program will be provided to Stanislaus County employees. Basic life insurance is provided to all eligible employees, and supplemental life insurance may be purchased at the employees' expense. Management long-term disability is a County-sponsored benefit, offered only to

managers. The deferred compensation program is administered by the Hartford, with the oversight from a Deferred Compensation Committee consisting of County employees and an outside consultant. It is anticipated that \$75,000 in revenue will be received in Fiscal Year 2013-2014 from the Hartford as part of its administrative agreement to fund deferred compensation-related expenses.

STAFFING RECOMMENDATIONS

Adopted Proposed Budget

Total current authorized positions— 0

Final Budget

There are no recommended changes to the current level of staffing.

BUDGET RECOMMENDATIONS

Adopted Proposed Budget

It is recommended that a budget of \$415,000 be approved for the Chief Executive Office – Other Employee Benefits budget. This budget is funded from \$415,000 in estimated department revenue.

Final Budget

There are no recommended changes in funding to this budget.

STANISLAUS COUNTY, CALIFORNIA
Fiscal Year 2013-2014

FISCAL GENERAL SERVICES
Other General



CHIEF EXECUTIVE OFFICE—RISK MANAGEMENT DIVISION
PROFESSIONAL LIABILITY SELF-INSURANCE

Budget Unit 5061 0018061
Internal Service Fund

SERVICES PROVIDED

The Professional Liability Self-Insurance budget provides for the management of claim losses, legal defense, cost of claims administration, actuarial services, and the administration of medical malpractice insurance.

FUND/CASH BALANCE

As stated in the Adopted Proposed Budget, this fund was projected to have a retained earnings balance of \$245,804 as of July 1, 2013 compared to the July 1, 2012 positive balance of \$845,804. The actual fund balance as of July 1, 2013 is \$292,290, an increase to projected retained earnings, due to lower-than-anticipated claims expense at year-end.

Also stated in the Adopted Proposed Budget, cash was estimated to be a positive \$1,241,383 as of July 1, 2013. The actual cash balance as of July 1, 2013 is \$1,071,362, compared to the \$1,841,383 positive balance on July 1, 2012. The decrease from the Proposed Budget estimate is due to the payment of over \$200,000 in Accounts Payable obligations in the 2012-2013 Fiscal Year.

The decrease to the fund's cash and retained earnings compared to July 1, 2012 is attributed to a credit to departmental charges that was implemented in Fiscal Year 2012-2013. The difference between the cash and fund balance is due to the non-cash items listed on the balance sheet, such as Accounts Payable and claims that have been incurred, but not reported and paid. Historically, expenditures in this fund have not materialized at the level anticipated in the budget, so a significant retained earnings balance had developed. As a result, departmental charges were reduced in Fiscal Year 2012-2013, and expenditures have been decreased in Fiscal Year 2013-2014 to more closely align with historical expenditure trends and actuarial recommendations.

Chief Executive Office - Professional Liability					
Classification	2011-2012 Actual	2012-2013 Actual	2013-2014 Adopted Proposed	2013-2014 Recommended Adjustments	2013-2014 Recommended Final Budget
Taxes	\$0	\$0	\$0	\$0	\$0
Licenses, Permits, Franchises	\$0	\$0	\$0	\$0	\$0
Fines, Forfeitures, Penalties	\$0	\$0	\$0	\$0	\$0
Revenue from use of Assets	\$20,353	\$4,080	\$20,000	\$0	\$20,000
Intergovernmental Revenue	\$0	\$0	\$0	\$0	\$0
Charges for Service	\$1,300,000	\$300,000	\$762,000	\$0	\$762,000
Miscellaneous Revenue	\$93,603	\$0	\$0	\$0	\$0
Other Financing Sources	\$0	\$0	\$0	\$0	\$0
Total Revenue	\$1,413,956	\$304,080	\$782,000	\$0	\$782,000
Salaries and Benefits	\$0	\$0	\$0	\$0	\$0
Services and Supplies	\$737,145	\$856,869	\$780,838	\$0	\$780,838
Other Charges	\$620	\$724	\$1,162	\$0	\$1,162
Fixed Assets	\$0	\$0	\$0	\$0	\$0
Other Financing Uses	\$500,000	\$0	\$0	\$0	\$0
Equity	\$0	\$0	\$0	\$0	\$0
Intrafund	\$0	\$0	\$0	\$0	\$0
Contingencies	\$0	\$0	\$0	\$0	\$0
Gross Costs	\$1,237,765	\$857,593	\$782,000	\$0	\$782,000
Retained Earnings	(\$176,191)	\$553,513	\$0	\$0	\$0
Net County Cost	\$0	\$0	\$0	\$0	\$0

PROGRAM DISCUSSION

At the proposed level of funding, insurance coverage is provided for the Health Services Agency (HSA), Behavioral Health and Recovery Services (BHRS), Probation, and the Sheriff. Funds are included for settlements, attorney fees, and defense costs for unknown claims during Fiscal Year 2013-2014.

The basis of the professional liability charges includes an exposure and experience component. The exposure component represents 74% of the charges and is based upon the percentage of program exposure determined by the excess insurance carrier, California State Association of Counties Excess Insurance Authority (CSAC-EIA). CSAC-EIA uses the application data submitted for medical malpractice insurance as the basis for determination of the exposure percentages. The experience component represents 26% of the charges and reflects three years of loss history allocated by department. The loss history includes costs related to the defense and possible settlement of cases filed against specific departments. This budget reflects funding at the 80% confidence level as recommended in the August 2012 Actuarial Review of the Self-Insured Medical Malpractice Program prepared by Bickmore Risk Services.

Based on the updated experience and exposure analysis, the total budget allocation for the Professional Liability Self-Insurance fund for Fiscal Year 2013-2014 is as follows:

Health Services Agency	\$459,967	60.4%
Sheriff	\$193,711	25.4%
Behavioral Health and Recovery Services	\$ 97,047	12.7%
Probation	\$ 11,275	1.5%
Total	\$762,000	100.0%

In addition to departmental charges, \$20,000 in interest revenue is anticipated for Fiscal Year 2013-2014.

In order to mitigate risk in this program, the Risk Management Division purchases excess insurance for claims and defense costs that exceed the County's self-insured retention (similar to an insurance

deductible) of \$500,000. In this program, the County pays all costs up to the self-insured retention, and then the excess insurance carrier pays all costs above that amount.

The Professional Liability Self-Insurance budget is supported by positions funded in the Chief Executive Office – Risk Management Division, a General Fund budget.

STAFFING RECOMMENDATIONS

Adopted Proposed Budget

Total current authorized positions— 0

Final Budget

There are no recommended changes to the current level of staffing.

BUDGET RECOMMENDATIONS

Adopted Proposed Budget

It is recommended that a budget of \$782,000 be approved for the Chief Executive Office – Professional Liability Self-Insurance budget. This budget is funded from \$782,000 in estimated department revenue.

Final Budget

There are no recommended changes in funding to this budget.

STANISLAUS COUNTY, CALIFORNIA
Fiscal Year 2013-2014

FISCAL GENERAL SERVICES
Other General



CHIEF EXECUTIVE OFFICE—RISK MANAGEMENT DIVISION
UNEMPLOYMENT SELF-INSURANCE

Budget Unit 5071 0018071
Internal Service Fund

SERVICES PROVIDED

The Unemployment Self-Insurance budget provides unemployment insurance for approximately 3,800 County employees including full-time, extra-help, and personal service contractors. The claims administration for this fund continues to be provided by the program's third party administrator, TALX Corporation.

FUND/CASH BALANCE

As of July 1, 2013 the fund has a positive retained earnings balance of \$1,264,800 compared to the July 1, 2012 positive balance of \$640,013. The fund has a positive cash balance of \$1,699,344 as of July 1, 2013 compared to the \$1,122,125 positive balance on July 1, 2012. The increase in the fund's cash and retained earnings balance is attributed to savings in quarterly unemployment benefit charges from the State in Fiscal Year 2012-2013. The difference between the cash and fund balance is due to the non-cash items listed on the balance sheet, such as Accounts Payable and claims that have been incurred, but not reported and paid. Because this fund has developed significant cash and retained earnings balances, it is recommended that this funding be used to offset department charges over a period of three years, beginning in Fiscal Year 2013-2014. This will result in the use of approximately \$400,000 per year of retained earnings

Chief Executive Office - Unemployment Insurance					
Classification	2011-2012 Actual	2012-2013 Actual	2013-2014 Adopted Proposed	2013-2014 Recommended Adjustments	2013-2014 Recommended Final Budget
Taxes	\$0	\$0	\$0	\$0	\$0
Licenses, Permits, Franchises	\$0	\$0	\$0	\$0	\$0
Fines, Forfeitures, Penalties	\$0	\$0	\$0	\$0	\$0
Revenue from use of Assets	\$13,620	\$15,115	\$10,650	\$0	\$10,650
Intergovernmental Revenue	\$11,200	\$27,280	\$4,500	\$0	\$4,500
Charges for Service	\$1,373,699	\$1,144,810	\$188,400	\$0	\$188,400
Miscellaneous Revenue	\$0	\$0	\$0	\$0	\$0
Other Financing Sources	\$0	\$0	\$0	\$0	\$0
Total Revenue	\$1,398,519	\$1,187,205	\$203,550	\$0	\$203,550
Salaries and Benefits	\$0	\$0	\$0	\$0	\$0
Services and Supplies	\$1,038,285	\$562,378	\$603,486	\$0	\$603,486
Other Charges	\$65	\$40	\$64	\$0	\$64
Fixed Assets	\$0	\$0	\$0	\$0	\$0
Other Financing Uses	\$0	\$0	\$0	\$0	\$0
Equity	\$0	\$0	\$0	\$0	\$0
Intrafund	\$0	\$0	\$0	\$0	\$0
Contingencies	\$0	\$0	\$0	\$0	\$0
Gross Costs	\$1,038,350	\$562,418	\$603,550	\$0	\$603,550
Retained Earnings	(\$360,169)	(\$624,787)	\$400,000	\$0	\$400,000
Net County Cost	\$0	\$0	\$0	\$0	\$0

PROGRAM DISCUSSION

At the proposed level of funding, four quarterly unemployment payments, projected at approximately \$150,000 per quarter, can be made to the State Employment Development Department (EDD). The Unemployment Self-Insurance budget is balanced by charging \$50 per employee to departments, \$10,000 in interest earnings, and using \$400,000 in retained earnings. This is a decrease of \$260 per employee, down from \$310 per employee in Fiscal Year 2012-2013.

The Unemployment Self-Insurance budget is supported by positions funded in the Chief Executive Office – Risk Management Division, a General Fund budget.

STAFFING RECOMMENDATIONS

Adopted Proposed Budget

Total current authorized positions— 0

Final Budget

There are no recommended changes to the current level of staffing.

BUDGET RECOMMENDATIONS

Adopted Proposed Budget

It is recommended that a budget of \$603,550 be approved for the Chief Executive Office – Unemployment Self-Insurance budget. This budget is funded from \$203,550 in estimated department revenue and \$400,000 in departmental retained earnings.

Final Budget

There are no recommended changes in funding to this budget.

STANISLAUS COUNTY, CALIFORNIA
Fiscal Year 2013-2014



FISCAL GENERAL SERVICES
Other General

CHIEF EXECUTIVE OFFICE—RISK MANAGEMENT DIVISION
VISION CARE SELF-INSURANCE

Budget Unit 5111 0018111
 Internal Service Fund

SERVICES PROVIDED

The Vision Care Self-Insurance Fund provides for vision benefits and services to approximately 3,334 full-time County employees and their families, including employees in special districts. Vision Service Plan (VSP) continues to administer the nationwide network of providers and processes claim payments for this fund.

FUND/CASH BALANCE

As of July 1, 2013 the fund has a positive retained earnings balance of \$674,628 compared to the July 1, 2012 positive balance of \$848,019. The fund has a positive cash balance of \$756,360 as of July 1, 2013 compared to the \$920,049 positive balance on July 1, 2012. The decrease is the result of the planned use of retained earnings to offset department and employee costs by reducing the rate for vision insurance by 50% on January 1, 2013. The use of retained earnings is also planned in Fiscal Year 2013-2014, given the same rate reduction. The difference between the cash and fund balance is due to the non-cash items listed on the balance sheet, such as Accounts Payable and vision claims that have been incurred, but not reported and paid.

Chief Executive Office - Vision Care Insurance					
Classification	2011-2012 Actual	2012-2013 Actual	2013-2014 Adopted Proposed	2013-2014 Recommended Adjustments	2013-2014 Recommended Final Budget
Taxes	\$0	\$0	\$0	\$0	\$0
Licenses, Permits, Franchises	\$0	\$0	\$0	\$0	\$0
Fines, Forfeitures, Penalties	\$0	\$0	\$0	\$0	\$0
Revenue from use of Assets	\$9,901	\$4,125	\$10,000	\$0	\$10,000
Intergovernmental Revenue	\$0	\$0	\$0	\$0	\$0
Charges for Service	\$799,827	\$491,735	\$327,000	\$0	\$327,000
Miscellaneous Revenue	\$0	\$0	\$0	\$0	\$0
Other Financing Sources	\$0	\$0	\$0	\$0	\$0
Total Revenue	\$809,728	\$495,860	\$337,000	\$0	\$337,000
Salaries and Benefits	\$0	\$0	\$0	\$0	\$0
Services and Supplies	\$771,192	\$638,511	\$634,237	\$0	\$634,237
Other Charges	\$28,280	\$30,741	\$32,763	\$0	\$32,763
Fixed Assets	\$0	\$0	\$0	\$0	\$0
Other Financing Uses	\$0	\$0	\$0	\$0	\$0
Equity	\$0	\$0	\$0	\$0	\$0
Intrafund	\$0	\$0	\$0	\$0	\$0
Contingencies	\$0	\$0	\$0	\$0	\$0
Gross Costs	\$799,472	\$669,252	\$667,000	\$0	\$667,000
Retained Earnings	(\$10,256)	\$173,392	\$330,000	\$0	\$330,000
Net County Cost	\$0	\$0	\$0	\$0	\$0

PROGRAM DISCUSSION

At the proposed level of funding, the Vision Self-Insurance budget will finance the payment of vision claims and claims administration. This budget is funded through revenue from County departments, employee premium cost share, COBRA participants, and local special districts who also participate in the plan. The County reached an agreement with County labor organizations for the period of January 1, 2012 – December 31, 2014, wherein employees agreed to pay 20% of the premium cost for the vision plan. In addition, on January 1, 2013, premium rates were decreased by 50% to allow retained earnings to partially offset those rates.

The Vision Care Self-Insurance budget is supported by positions funded in the Chief Executive Office – Risk Management Division, a General Fund budget.

STAFFING RECOMMENDATIONS

Adopted Proposed Budget

Total current authorized positions— 0

Final Budget

There are no recommended changes to the current level of staffing.

BUDGET RECOMMENDATIONS

Adopted Proposed Budget

It is recommended that a budget of \$667,000 be approved for the Chief Executive Office – Vision Self-Insurance budget. This budget is funded from \$337,000 in estimated department revenue and \$330,000 in departmental retained earnings.

Final Budget

There are no recommended changes in funding to this budget.

STANISLAUS COUNTY, CALIFORNIA
Fiscal Year 2013-2014

FISCAL GENERAL SERVICES
Other General



CHIEF EXECUTIVE OFFICE—RISK MANAGEMENT DIVISION
WORKERS' COMPENSATION SELF-INSURANCE

Budget Unit 5081 0018081
Internal Service Fund

SERVICES PROVIDED

The Workers' Compensation Self-Insurance budget provides for Workers' Compensation benefits to injured employees who have sustained an injury/illness, which arises out of employment and in the course of employment with the County. This budget includes funding costs for claims expenses, excess insurance coverage, actuarial services, claims administration, loss control and prevention, legal defense, licensing fees, support services, and general County overhead.

FUND/CASH BALANCE

As stated in the Adopted Proposed Budget, this fund was projected to have a negative retained earnings balance of \$408,594 as of July 1, 2013 compared to the July 1, 2012 negative balance of \$408,594. The actual retained earnings balance as of July 1, 2013 is a negative \$82,048. Also stated in the Adopted Proposed Budget, cash was estimated to be a positive \$20,178,650 as of July 1, 2013 compared to the \$20,178,650 positive balance on July 1, 2012. The actual cash balance as of July 1, 2013 is \$20,619,194 compared to the July 1, 2012 positive balance of \$20,178,650. The increase in the retained earnings and cash balances is attributed to a decrease in workers' compensation claims expense at year-end.

The difference between the cash and fund balance is due to the non-cash items listed on the balance sheet, such as Accounts Payable and claims that have been incurred, but not reported and paid. In order to begin repaying the fund's retained earnings deficit, department charges are recommended to increase in Fiscal Year 2013-2014.

Chief Executive Office - Workers' Compensation					
Classification	2011-2012 Actual	2012-2013 Actual	2013-2014 Adopted Proposed	2013-2014 Recommended Adjustments	2013-2014 Recommended Final Budget
Taxes	\$0	\$0	\$0	\$0	\$0
Licenses, Permits, Franchises	\$0	\$0	\$0	\$0	\$0
Fines, Forfeitures, Penalties	\$0	\$0	\$0	\$0	\$0
Revenue from use of Assets	\$227,763	\$130,376	\$220,000	\$0	\$220,000
Intergovernmental Revenue	\$58,400	\$118,912	\$126,330	\$0	\$126,330
Charges for Service	\$4,952,014	\$4,893,970	\$5,752,730	\$0	\$5,752,730
Miscellaneous Revenue	\$583,374	\$0	\$0	\$0	\$0
Other Financing Sources	\$0	\$0	\$0	\$0	\$0
Total Revenue	\$5,821,551	\$5,143,258	\$6,099,060	\$0	\$6,099,060
Salaries and Benefits	\$0	(\$38)	\$0	\$0	\$0
Services and Supplies	\$6,009,466	\$4,442,257	\$5,584,174	\$0	\$5,584,174
Other Charges	\$353,771	\$374,494	\$379,886	\$0	\$379,886
Fixed Assets	\$0	\$0	\$0	\$0	\$0
Other Financing Uses	\$0	\$0	\$0	\$0	\$0
Equity	\$0	\$0	\$0	\$0	\$0
Intrafund	\$0	\$0	\$0	\$0	\$0
Contingencies	\$0	\$0	\$0	\$0	\$0
Gross Costs	\$6,363,237	\$4,816,713	\$5,964,060	\$0	\$5,964,060
Retained Earnings	\$541,686	(\$326,545)	(\$135,000)	\$0	(\$135,000)
Net County Cost	\$0	\$0	\$0	\$0	\$0

PROGRAM DISCUSSION

At the proposed level of funding, the Workers' Compensation Self-Insurance budget will fund the services of this program. The Workers' Compensation Self-Insurance Program will continue to be implemented through the Disability Management Program. The Disability Management Program includes returning injured/ill employees back to work; providing injured employees a Medical Provider Network (MPN); and providing supervisors with high level training and workshops. In addition, the CEO – Risk Management Division will continue to meet on a quarterly basis with the high cost/high risk departments to coordinate information required to bring claims to a close. Semi-annual conferences with the Division's Workers' Compensation defense attorneys and claims adjusters will continue for settlement coordination.

The basis of distribution of the workers' compensation charges includes an experience and exposure component. The experience component represents 70% of the charges and reflects ten years of loss history allocated by department. The loss history includes costs related to the defense and possible settlement of cases filed against specific departments. The exposure component represents 30% of the charges, and is based upon the number of full-time and part-time employees allocated to each department.

In order to mitigate risk in this program, the Risk Management Division purchases excess insurance for claims and defense costs that exceed the County's self-insured retention (similar to an insurance deductible) of \$500,000. The County pays all costs as they are incurred, and then the amounts that exceed the self-insured retention are reimbursed by the insurance carrier. In the 2012-2013 Fiscal Year, an accounting change was implemented to reflect the posting of this excess insurance reimbursement as a credit to expenditures, rather than as revenue. This change will reflect a decrease in estimated revenue and is reflected in the Fiscal Year 2013-2014 recommendations.

The ongoing efforts of the County's safety program have assisted in controlling the severity and frequency of work-related injuries. The number of injury claims has decreased from 346 in Fiscal Year 2006-2007 to 240 projected in Fiscal Year 2012-2013, representing a 31% decrease. In addition, the County's OSHA (Occupational Safety and Health Administration) incident rate for the County workforce has on average been 20% lower than the incident rates for comparable local government in California,

reflecting the ongoing effectiveness of the County safety program. While the number of claims has decreased, it is anticipated that the overall cost of claims will increase as the cost of both temporary and permanent disability benefits have increased, along with the overall cost of medical care.

This budget reflects funding at the 80% confidence level as recommended in the August 2012 Actuarial Review of the Self-Insured Workers' Compensation Program, prepared by Bickmore Risk Services. Increased departmental charges will adequately fund program expenditures and repay a portion of the retained earnings deficit.

The Workers' Compensation Self-Insurance budget is supported by positions funded in the Chief Executive Office – Risk Management Division, a General Fund budget.

STAFFING RECOMMENDATIONS

Adopted Proposed Budget

Total current authorized positions— 0

Final Budget

There are no recommended changes to the current level of staffing.

BUDGET RECOMMENDATIONS

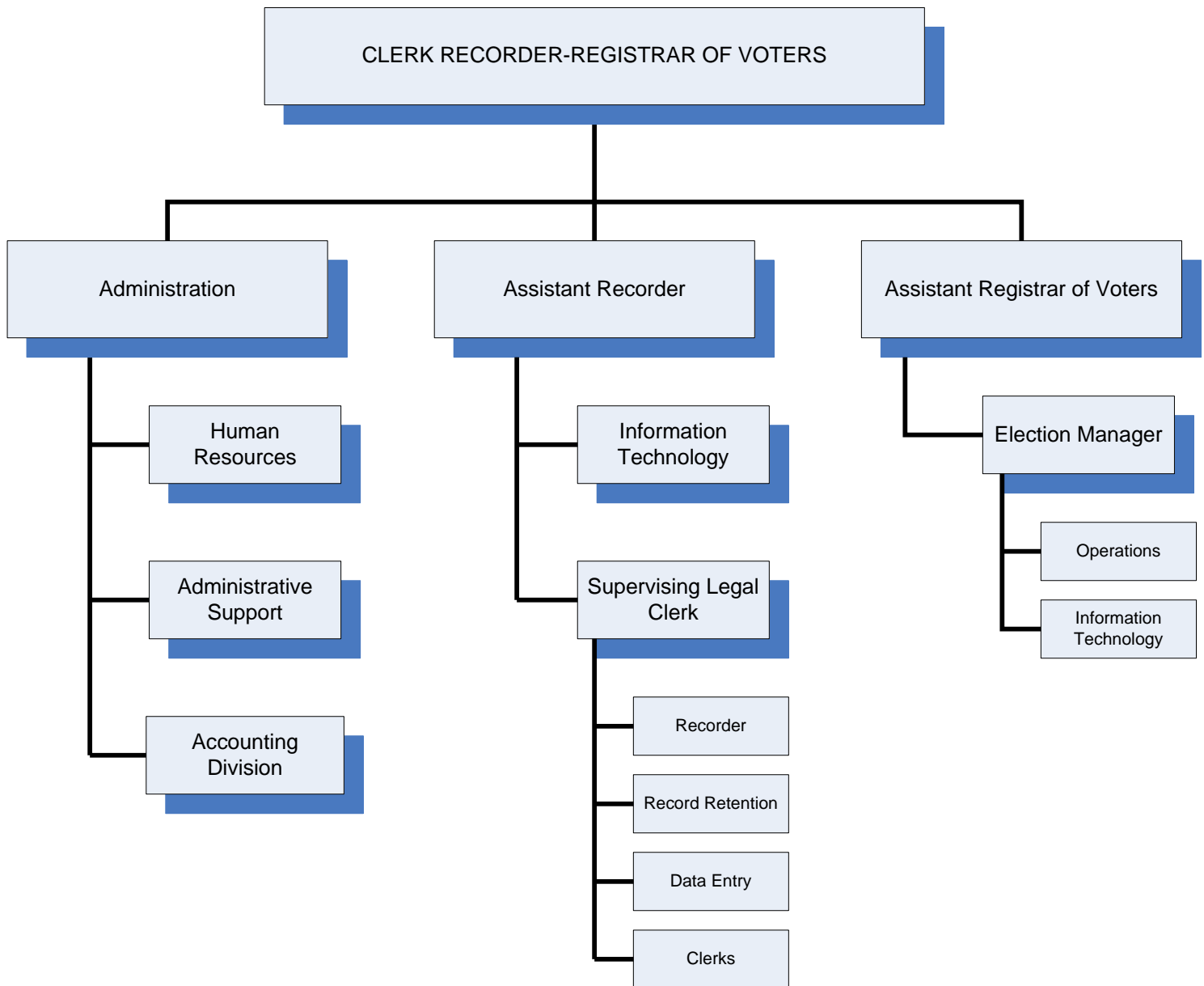
Adopted Proposed Budget

It is recommended that a budget of \$5,964,060 be approved for the Chief Executive Office – Workers' Compensation Self-Insurance budget. This budget is funded from \$6,099,060 in estimated department revenue and will contribute \$135,000 in departmental retained earnings.

Final Budget

There are no recommended changes in funding to this budget.

**STANISLAUS COUNTY
CLERK RECORDER-REGISTRAR OF VOTERS**



Revised March 2006



FISCAL GENERAL SERVICES
Other Protection

CLERK-RECORDER
Lee Lundrigan, Clerk-Recorder

BUDGET AT A GLANCE

Gross Costs	\$8,601,172
Total Revenue	\$4,935,864
Fund Balance/Retained Earnings	\$1,409,645
Net County Cost	\$2,255,663
Total Recommended Staffing	45
% Funded by Local Discretionary Funds	26.2%

MISSION STATEMENT

The mission of the Clerk-Recorder is to ensure that a vital link to the past is maintained for future generations by indexing, maintaining, archiving and preserving documents of historical, commercial and legal significance to provide public access to clear and accurate County records and to ensure that all qualified/interested citizens are given the opportunity to exercise their right to vote in lawfully conducted elections; and to conduct all manners of business related to elections.

ACCOMPLISHMENTS AND OBJECTIVES

The Accomplishments of 2012-2013 and Objectives for the 2013-2014 Fiscal Year for the Clerk Recorder include:

FISCAL YEAR 2012-2013 ACCOMPLISHMENTS	FISCAL YEAR 2013-2014 OBJECTIVES
<ul style="list-style-type: none"> ◆ Successfully conducted the Presidential General Election. ◆ Added two new document scanners. ◆ Completed Restoration of Retained Pages. ◆ Completed Restoration of Maps. ◆ Started receiving the first of the digital images from the Film conversion Project. 	<ul style="list-style-type: none"> ◆ Conduct the Consolidated Election in November 2013 and Gubernatorial Primary Election in June 2014. ◆ Complete the following items of the Film Conversion Project: <ul style="list-style-type: none"> ○ 1980 to present images and Index ○ Vital Record images back to 1940 ◆ Implement e-recording. ◆ Start on Office Remodel Project.

BUDGETS WITHIN THE CLERK-RECORDER'S OFFICE INCLUDE:

- ◆ Recorder Division
- ◆ Elections Division
- ◆ Modernization Trust Fund
- ◆ Vital and Health Statistics

STANISLAUS COUNTY, CALIFORNIA
Fiscal Year 2013-2014



FISCAL GENERAL SERVICES
Other Protection

CLERK-RECORDER—RECORDER DIVISION

Budget Unit 0100 0020001
 General Fund

SERVICES PROVIDED

The Clerk-Recorder's Office processes all documents and records as required by law and reports all manner of business related to marriage licenses, certified copies of vital statistic records, document filings, and recordings of real property. The Clerk-Recorder also provides passport acceptance services and civil wedding ceremonies.

Clerk-Recorder					
Classification	2011-2012 Actual	2012-2013 Actual	2013-2014 Adopted Proposed	2013-2014 Recommended Adjustments	2013-2014 Recommended Final Budget
Taxes	\$0	\$0	\$0	\$0	\$0
Licenses, Permits, Franchises	\$128,037	\$123,565	\$119,000	\$0	\$119,000
Fines, Forfeitures, Penalties	\$0	\$0	\$0	\$0	\$0
Revenue from use of Assets	\$0	\$0	\$0	\$0	\$0
Intergovernmental Revenue	\$0	\$0	\$0	\$0	\$0
Charges for Service	\$1,491,558	\$1,690,861	\$1,788,800	\$0	\$1,788,800
Miscellaneous Revenue	\$221,315	\$258,625	\$250,000	\$0	\$250,000
Other Financing Sources	\$0	\$0	\$0	\$0	\$0
Total Revenue	\$1,840,910	\$2,073,051	\$2,157,800	\$0	\$2,157,800
Salaries and Benefits	\$1,324,680	\$1,423,138	\$1,788,564	\$17,184	\$1,805,748
Services and Supplies	\$38,532	\$132,987	\$137,100	\$53,600	\$190,700
Other Charges	\$192,460	\$222,736	\$231,973	\$0	\$231,973
Fixed Assets					
Buildings & Improvements	\$0	\$0	\$0	\$88,345	\$88,345
Equipment	\$0	\$38,963	\$0	\$10,000	\$10,000
Other Financing Uses	\$39,512	\$0	\$0	\$0	\$0
Equity	\$0	\$0	\$0	\$0	\$0
Intrafund	\$76,777	\$166	\$100	\$600	\$700
Contingencies	\$0	\$0	\$0	\$0	\$0
Gross Costs	\$1,671,961	\$1,817,990	\$2,157,737	\$169,729	\$2,327,466
Fund Balance	\$0	\$0	\$0	\$0	\$0
Net County Cost	(\$168,949)	(\$255,061)	(\$63)	\$169,729	\$169,666

PROGRAM DISCUSSION

At the proposed level of funding, the Department will be fully staffed and will be able to provide all public services. Revenues have increased to allow the Recorder Division to fill all allocated positions. Funds were set aside in Fiscal Year 2012-2013 for the capital improvement office remodel project. This project will enable the Department to more efficiently provide services to the public and provide the public with easier access to the services and records.

The Recorder Division anticipates a carryover of approximately \$400,000 from Fiscal Year 2012-2013, reflecting the carryover of net county cost savings earned in this fiscal year and prior fiscal years. This carryover will be used to fund the capital improvement office remodel project in Fiscal Year 2013-2014.

It is anticipated that this carryover will be exhausted when the project is completed in Budget Year 2014-2015.

The Clerk-Recorder Department, including staff and equipment, has outgrown its current location. In the long-term, the process of looking and planning for a facility that will allow state-of-the-art maintenance of historic records, sufficient room to conduct business and efficient access of services for customers will become a focus of the Department moving forward.

STAFFING RECOMMENDATIONS

Adopted Proposed Budget

Total current authorized positions— 32

There are no recommended changes to the current level of staffing.

Total recommended authorized positions— 32

Final Budget

There are no recommended changes to the current level of staffing.

BUDGET RECOMMENDATIONS

Adopted Proposed Budget

It is recommended that a budget of \$2,157,737 be approved for Clerk Recorder – Recorder Division. This budget is funded from \$2,157,800 in estimated department revenue, resulting in a contribution of \$63 back to the General Fund.

Final Budget

Departments that achieved savings in appropriations are able to carry forward 100% of their unused net county cost savings from prior fiscal years and 75% of their 2012-2013 net county cost savings. The Department is requesting an increase in appropriations of \$169,729 to reflect the carry forward of net county cost savings earned in prior fiscal years.

The Department is planning to use the carry forward in the 2013-2014 Fiscal Year for the following: \$17,184 for the 1% salary restoration approved by the Board on July 2, 2013; \$53,600 for additional computers, software, and network upgrades; \$600 for anticipated hiring costs associated with filling new positions; \$10,000 in Fixed Assets Computer Equipment for a new switch; and \$88,345 in Fixed Assets Remodel for the Department's Office Remodel Project. This increase is recommended to be funded from General Fund fund balance.

STANISLAUS COUNTY, CALIFORNIA
Fiscal Year 2013-2014



FISCAL GENERAL SERVICES
Elections

CLERK-RECORDER—ELECTIONS DIVISION

Budget Unit 0100 0020299

General Fund

SERVICES PROVIDED

The Clerk-Recorder Elections Division provides Stanislaus County citizens the ability to exercise their constitutional right to vote. The Registrar of Voters registers voters, processes candidate applications and filings and conducts elections. This includes administering federal, state, county and local district elections within Stanislaus County and involves designing precincts, identifying polling places, recruiting elections officers, maintaining voter registration records, processing vote-by-mail ballot applications, managing candidate and campaign filings, providing guidance and information pertaining to election laws, verifying petitions, interfacing with State and Federal Elections agencies and conducting voter outreach programs.

Clerk-Recorder - Elections					
Classification	2011-2012 Actual	2012-2013 Actual	2013-2014 Adopted Proposed	2013-2014 Recommended Adjustments	2013-2014 Recommended Final Budget
Taxes	\$0	\$0	\$0	\$0	\$0
Licenses, Permits, Franchises	\$0	\$0	\$0	\$0	\$0
Fines, Forfeitures, Penalties	\$0	\$0	\$0	\$0	\$0
Revenue from use of Assets	\$0	\$0	\$0	\$0	\$0
Intergovernmental Revenue	\$397,556	\$39,311	\$1,068,462	\$0	\$1,068,462
Charges for Service	\$690,742	\$134,530	\$648,402	\$0	\$648,402
Miscellaneous Revenue	\$16	\$251	\$0	\$0	\$0
Other Financing Sources	\$0	\$0	\$0	\$0	\$0
Total Revenue	\$1,088,314	\$174,092	\$1,716,864	\$0	\$1,716,864
Salaries and Benefits	\$797,291	\$820,169	\$1,048,685	\$0	\$1,048,685
Services and Supplies	\$1,746,598	\$866,480	\$1,845,607	\$0	\$1,845,607
Other Charges	\$103,689	\$89,665	\$106,969	\$0	\$106,969
Fixed Assets					
Equipment	\$0	\$0	\$800,000	\$0	\$800,000
Other Financing Uses	\$19,224	\$0	\$0	\$0	\$0
Equity	\$0	\$0	\$0	\$0	\$0
Intrafund	\$78,062	\$843	\$1,600	\$0	\$1,600
Contingencies	\$0	\$0	\$0	\$0	\$0
Gross Costs	\$2,744,864	\$1,777,157	\$3,802,861	\$0	\$3,802,861
Fund Balance	\$0	\$0	\$0	\$0	\$0
Net County Cost	\$1,656,550	\$1,603,065	\$2,085,997	\$0	\$2,085,997

PROGRAM DISCUSSION

At the proposed level of funding, the Department can fund the cost of the November 5, 2013 Consolidated District Election. The Election Division anticipates a decrease in revenue of \$108,405 due to a proposal to suspend the Permanent Absentee Voter II state mandate.

Costs to conduct mandated California elections are increasing and the addition of new legislation and requirements further increases the complexity and costs associated with conducting an election. On September 19, 2012 the Secretary of State launched a new online registration system. Stanislaus County received more than 8,500 electronic voter registration affidavits in the first five weeks, with a massive receipt of both electronic and paper registrations continuing after the registration cut-off date. Each electronic affidavit had to be printed, reviewed, scanned and entered into the voter registration

system. Many of the new records were missing vital information requiring individual processing and follow up by staff to ensure voter eligibility on Election Day.

Historically, the cost of one election in each fiscal year is included in the Election Division's base budget and the costs of additional elections are submitted as an unmet need. It is projected that the total net county cost for the Elections Division budget will be \$686,809 more than the issued base budget, due to the projected costs of the additional June 2014 State Primary election scheduled during Fiscal Year 2013-2014.

On January 10, 2006, the Board authorized the Registrar of Voters to receive and spend a fourth Federal Help America Vote Act (HAVA) grant in the amount of \$2,438,813. This grant provides Federal funding to help counties maintain compliance with the requirements of Section 301 of the Help America Vote Act of 2002, including the purchase of voting equipment and election support on a cost reimbursement basis. On January 15, 2008, the Board approved the Secretary of State extension of the original HAVA grant and a second extension was approved by the Board on November 15, 2011, extending the contract through December 31, 2015. The remaining balance of \$1,038,462 from the original grant funding is included in the Fiscal Year 2013-2014 Proposed Budget. In addition, the Department was recently approved for \$30,000 in additional HAVA funds which are also included in this budget.

Future challenges that could increase costs associated with conducting an election include Assembly Bill (AB) 1436 and Senate Bill (SB) 29. Pending implementation of a statewide voter registration database, AB 1436 would extend the period of voter registration through Election Day instead of requiring a registration cut-off 15 days prior to Election Day. If approved, SB29 would extend the acceptance of voted ballots beyond Election Day by requiring that vote by mail ballots postmarked on or before Election Day, and received within three days of Election Day, be counted.

STAFFING RECOMMENDATIONS

Adopted Proposed Budget

Total current authorized positions— 13

The Department previously requested as part of the Mid-Year 2012-2013 Budget two Administrative Clerk II positions and two Administrative Clerk III positions to be reclassified due to a change in job duties and the increased level of responsibility in performing and supporting elections tasks. After a review of the administrative and legal clerk positions within the Department and throughout the County, it appears that the workload has significantly changed in the Elections Division. This change supports these positions being reclassified as block budgeted Legal Clerk III positions. It is recommended to reclassify two Administrative Clerk III positions laterally to block budgeted Legal Clerk III positions and to reclassify two Administrative Clerk II positions upward to block budgeted Legal Clerk III positions. There are no recommended changes to the current level of staffing.

Total recommended authorized positions— 13

Final Budget

There are no recommended changes to the current level of staffing.

BUDGET RECOMMENDATIONS

Adopted Proposed Budget

It is recommended that a budget of \$3,802,861 be approved for Clerk Recorder – Elections Division. This includes funding of \$686,809 to fund the June 2014 State Primary Election. This budget is funded from \$1,716,864 in estimated department revenue and a \$2,085,997 contribution from the General Fund.

Final Budget

There are no recommended changes in funding to this budget.

STANISLAUS COUNTY, CALIFORNIA
Fiscal Year 2013-2014



FISCAL GENERAL SERVICES
Other Protection

CLERK-RECORDER—MODERNIZATION TRUST FUND

Budget Unit 1723 0020500
 Special Revenue Fund

SERVICES PROVIDED

This budget uses funding provided by law, to fund necessary maintenance and to upgrade electronic processing equipment within the Clerk-Recorder's Office. Starting in Fiscal Year 2008-2009, this fund also included the revenue and expenses to implement the Social Security Number Truncation program.

FUND/CASH BALANCE

As of July 1, 2013, this fund has a positive fund balance of \$3,478,606, compared to the July 1, 2012 positive balance of \$3,822,591. This reduction is due to four major projects funded by the Modernization Trust Fund. The four projects are the Film Conversion Project, the Book Restoration Project, the Social Security Truncation Project, and the Business Continuity Project. Cash is tracking similar to fund balance. The fund and cash balance for the Modernization fund are expected to continue to decline as these and other modernization projects are implemented.

Clerk-Recorder Modernization					
Classification	2011-2012 Actual	2012-2013 Actual	2013-2014 Adopted Proposed	2013-2014 Recommended Adjustments	2013-2014 Recommended Final Budget
Taxes	\$0	\$0	\$0	\$0	\$0
Licenses, Permits, Franchises	\$0	\$0	\$0	\$0	\$0
Fines, Forfeitures, Penalties	\$0	\$0	\$0	\$0	\$0
Revenue from use of Assets	\$0	\$0	\$0	\$0	\$0
Intergovernmental Revenue	\$0	\$0	\$0	\$0	\$0
Charges for Service	\$830,164	\$982,325	\$1,020,600	\$0	\$1,020,600
Miscellaneous Revenue	\$0	\$0	\$0	\$0	\$0
Other Financing Sources	\$0	\$0	\$0	\$0	\$0
Total Revenue	\$830,164	\$982,325	\$1,020,600	\$0	\$1,020,600
Salaries and Benefits	\$631,240	\$548,893	\$876,445	\$0	\$876,445
Services and Supplies	\$672,224	\$768,458	\$1,554,400	\$0	\$1,554,400
Other Charges	\$620	\$0	\$0	\$0	\$0
Fixed Assets					
Equipment	\$61,862	\$8,960	\$10,000	\$0	\$10,000
Other Financing Uses	\$17,627	\$0	\$0	\$0	\$0
Equity	\$0	\$0	\$0	\$0	\$0
Intrafund	\$0	\$0	\$0	\$0	\$0
Contingencies	\$0	\$0	\$0	\$0	\$0
Gross Costs	\$1,383,573	\$1,326,311	\$2,440,845	\$0	\$2,440,845
Fund Balance	\$553,409	\$343,986	\$1,420,245	\$0	\$1,420,245
Net County Cost	\$0	\$0	\$0	\$0	\$0

PROGRAM DISCUSSION

At the proposed level of funding, the Department will continue with the projects currently in process. As the projects are completed, the public will have easier access to Clerk Recorder services.

The Division will continue with the fully funded multi-year projects that are currently underway. These include the Film Conversion, Historical Book Restoration, and the Social Security Number (SSN)

Truncation projects. The office remodel capital improvement project is expected to begin in Fiscal Year 2013-3014 and will allow staff to serve the public more efficiently and provide easier access to the services and records of the Department.

STAFFING RECOMMENDATIONS

Adopted Proposed Budget

Total current authorized positions— 0

Final Budget

There are no recommended changes to the current level of staffing.

BUDGET RECOMMENDATIONS

Adopted Proposed Budget

It is recommended that a budget of \$2,440,845 be approved for the Clerk-Recorder Modernization budget. This budget is funded from \$1,020,600 in estimated department revenue, and \$1,420,245 in departmental fund balance.

Final Budget

There are no recommended changes in funding to this budget.

STANISLAUS COUNTY, CALIFORNIA
Fiscal Year 2013-2014



FISCAL GENERAL SERVICES
Other Protection

CLERK-RECORDER—VITAL AND HEALTH STATISTICS

Budget Unit 1786 0020601
 Special Revenue Fund

SERVICES PROVIDED

This budget provides funding that is used for the restoration and preservation of original vital statistics documents (Birth, Death, or Marriage Certificates) showing significant deterioration, as well as the printing and management of appropriate forms permitting public access to records.

FUND/CASH BALANCE

As of July 1, 2013, this fund has a positive fund balance of \$244,471, compared to the July 1, 2012 positive balance of \$203,922. This increase is due to delays in the billing of work on the Film Conversion Project. Cash is tracking identical to fund balance. The fund and cash balance for the Vital and Health Statistics Fund are expected to decline as the remaining Vitals work on the Film Conversion project is completed and billed.

Clerk-Recorder - Vital & Health Statistics					
Classification	2011-2012 Actual	2012-2013 Actual	2013-2014 Adopted Proposed	2013-2014 Recommended Adjustments	2013-2014 Recommended Final Budget
Taxes	\$0	\$0	\$0	\$0	\$0
Licenses, Permits, Franchises	\$0	\$0	\$0	\$0	\$0
Fines, Forfeitures, Penalties	\$0	\$0	\$0	\$0	\$0
Revenue from use of Assets	\$0	\$0	\$0	\$0	\$0
Intergovernmental Revenue	\$0	\$0	\$0	\$0	\$0
Charges for Service	\$39,273	\$40,549	\$40,600	\$0	\$40,600
Miscellaneous Revenue	\$0	\$0	\$0	\$0	\$0
Other Financing Sources	\$0	\$0	\$0	\$0	\$0
Total Revenue	\$39,273	\$40,549	\$40,600	\$0	\$40,600
Salaries and Benefits	\$0	\$0	\$0	\$0	\$0
Services and Supplies	\$9,233	\$0	\$30,000	\$0	\$30,000
Other Charges	\$0	\$0	\$0	\$0	\$0
Fixed Assets	\$0	\$0	\$0	\$0	\$0
Other Financing Uses	\$0	\$0	\$0	\$0	\$0
Equity	\$0	\$0	\$0	\$0	\$0
Intrafund	\$0	\$0	\$0	\$0	\$0
Contingencies	\$0	\$0	\$0	\$0	\$0
Gross Costs	\$9,233	\$0	\$30,000	\$0	\$30,000
Fund Balance	(\$30,040)	(\$40,549)	(\$10,600)	\$0	(\$10,600)
Net County Cost	\$0	\$0	\$0	\$0	\$0

PROGRAM DISCUSSION

At the proposed level of funding, the Department will continue with the multi-year Film Conversion Project that is currently in progress. This level of funding will allow the Department to deliver all public services more efficiently. Upon completion of the Film Conversion Project, the public will gain easier access to the Clerk Recorder services.

STAFFING RECOMMENDATIONS

Adopted Proposed Budget

Total current authorized positions— 0

Final Budget

There are no recommended changes to the current level of staffing.

BUDGET RECOMMENDATIONS

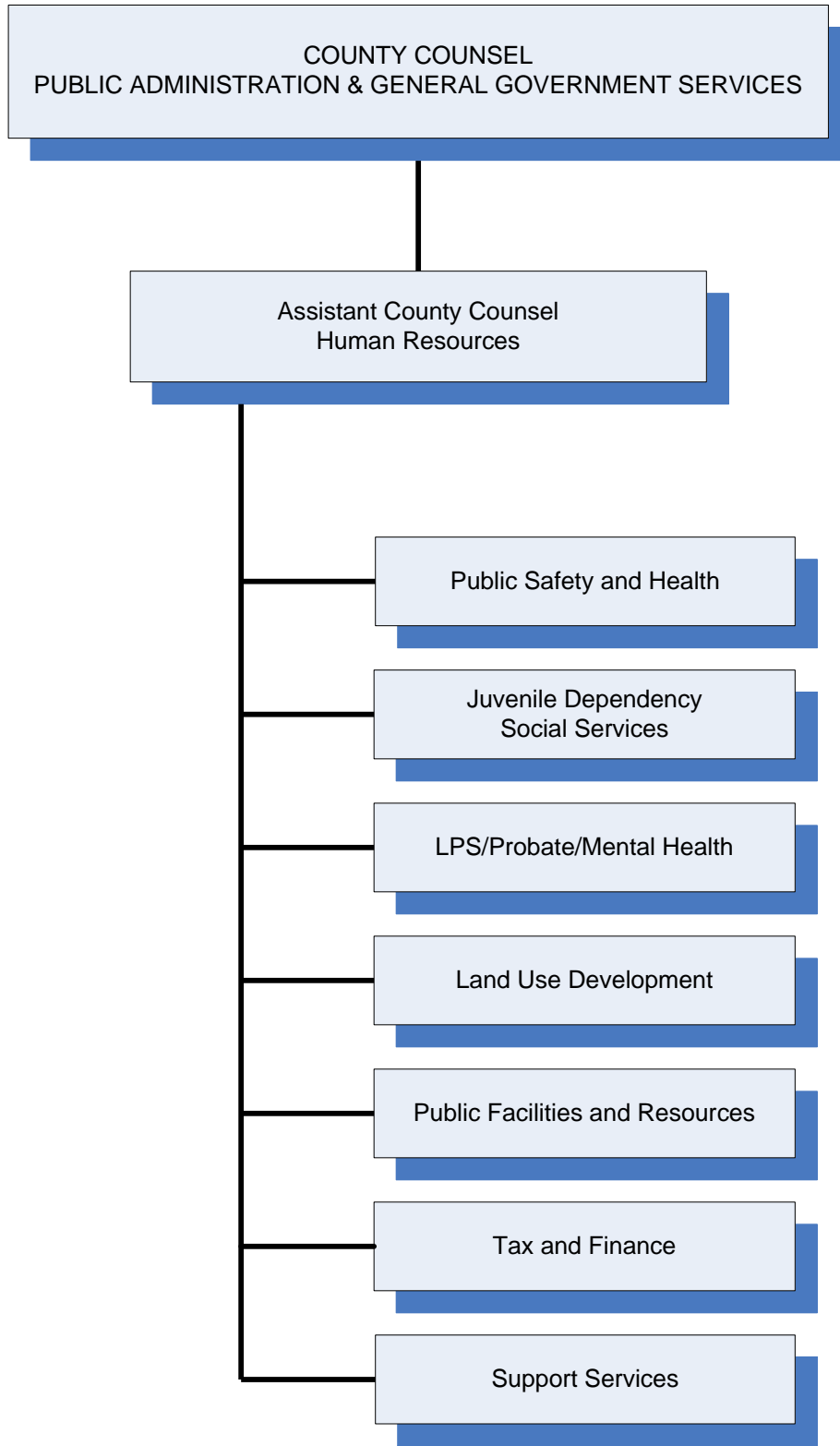
Adopted Proposed Budget

It is recommended that a budget of \$30,000 be approved for the Clerk Recorder Vital Statistics budget. This budget is funded from \$40,600 in estimated department revenue, resulting in a contribution of \$10,600 to departmental fund balance.

Final Budget

There are no recommended changes in funding to this budget.

**STANISLAUS COUNTY
COUNTY COUNSEL**



Revised April 2010

**STANISLAUS COUNTY, CALIFORNIA
Fiscal Year 2013-2014**



**FISCAL GENERAL SERVICES
Counsel**

**COUNTY COUNSEL
John P. Doering, County Counsel**

BUDGET AT A GLANCE	
Gross Costs	\$2,350,910
Total Revenue	\$1,194,193
Fund Balance/Retained Earnings	\$0
Net County Cost	\$1,156,717
Total Recommended Staffing	14
% Funded by Local Discretionary Funds	49.2%

MISSION STATEMENT

Legal Excellence: To provide high quality and cost-effective legal services to our clients in a timely manner consistent with the highest ethical standards.

ACCOMPLISHMENTS AND OBJECTIVES

The Office of County Counsel is required by law to provide legal services in all civil matters for County departments, institutions, boards, commissions and districts. These services are therefore mandated. The Department also provides “preventative” legal advice to County officials and departments in all areas of operation. The Department provides training and advice in areas such as: conflicts of interest, and personnel and labor relations issues involving the drafting and interpretation of union-county memoranda of understanding, salary and fringe benefit provisions, affirmative action, employment discrimination, personnel officer training, employee discipline, avoidance and transference of liability, contract guidance, bid procedures, workers’ compensation, Americans with Disabilities Act (ADA) matters, Equal Employment Opportunity Commission (EEOC) procedures and Fair Labor Standard Act (FLSA) issues. While some of these services are discretionary in the sense that the County has no legal obligation to provide them, providing these services saves the County far more in reduced exposure to liability and litigation expenses and in reduced employee inefficiency.

AB 1825, which became effective in 2005, requires all California employers with 50 or more employees to provide training for supervisors and managers on the prevention of sexual harassment in the workplace. AB 1234, signed into law in 2005, requires that all local agencies that provide compensation, salary, stipend to or reimburse the expenses of members of a legislative body, must provide ethics training to local agency officials every two years. Both of these laws require that the instructors possess specified qualifications in order for the training to be certified as meeting the legal mandate. The Office of County Counsel provides instructors who meet the statutorily-mandated qualifications.

The Accomplishments of 2012-2013 and Objectives for the 2013-2014 Fiscal Year for County Counsel reflect this focus and include:

FISCAL YEAR 2012-2013 ACCOMPLISHMENTS	FISCAL YEAR 2013-2014 OBJECTIVES
<ul style="list-style-type: none"> ◆ Provided legal support for implementation of Public Employees’ Pension Reform Act of 2013. ◆ Provided legal support for the West Park business park project at Crows Landing former naval airbase. ◆ Provided four State mandated training sessions, open to all County managers and supervisors, on preventing workplace 	<ul style="list-style-type: none"> ◆ Provide continued legal support for implementing Public Employees’ Pension Reform Act of 2013. ◆ Provide State mandated training on ethics to elected and appointed officials receiving reimbursement for travel expenses. ◆ Provide State mandated training to managers and supervisors on preventing workplace harassment.

FISCAL YEAR 2012-2013 ACCOMPLISHMENTS	FISCAL YEAR 2013-2014 OBJECTIVES
<p>harassment.</p> <ul style="list-style-type: none"> ◆ Provided two State mandated training sessions on ethics to elected and appointed officials receiving reimbursement for travel expenses. 	<ul style="list-style-type: none"> ◆ Maintain 100% compliance with County safety program and policies, and ensure a safe working environment for employees.

STANISLAUS COUNTY, CALIFORNIA
Fiscal Year 2013-2014

FISCAL GENERAL SERVICES
Counsel



COUNTY COUNSEL

Budget Unit 0100 0022000
General Fund

SERVICES PROVIDED

The Office of County Counsel serves as principal legal counsel for the Board of Supervisors and provides legal services to all County offices, departments and commissions. The Office is responsible for legal advice on all matters that impact the overall operation of County government. These include the following:

General Legal Services

The General Legal Services Program provides general legal advice and representation to all County departments and programs including Sheriff, Zoning Enforcement, Health Services Agency, Behavioral Health and Recovery Services, Planning, Public Works, Economic Development and Personnel. Attorneys provide a variety of services in this program area, including research and preparation of legal opinions, litigation pleadings, and preparation of contracts for providing essential government services. Attorneys also provide legal advice and services to special districts.

Administration

This program provides a minimum level of legal services as mandated by Government Code section 27640 et seq., and is limited to primary representation of the Board of Supervisors and County departments, supervision of department employees, administration of department resources and budget preparation and monitoring for the office.

Child Welfare

The Child Welfare Program provides all court representation for the Community Services Agency in child dependency cases from detention hearings through termination of parental rights, including all appeals and petitions for extraordinary writs arising out of such matters. Attorneys meet with Social Workers to assist with case management strategy and to assist with presentation of matters to the court. Training is provided to (1) Social Workers in all aspects of providing child dependency services; (2) prospective foster parents as part of the Foster Pride Program; and (3) for community programs such as Court Appointed Special Advocate (CASA). Attorneys also analyze new legislation and provide opinions to the Department, including assistance to prepare contracts necessary for providing child dependency services.

Support Program

The Support Program provides essential technical support of the County Counsel mission by assisting attorneys to prepare necessary contracts, correspondence, and pleadings, and by fulfilling payroll and accounting functions, and interacting with customers.

Collections

The Collections Program provides legal support for court filings necessary to enforce judgments and collect funds owed to the County. Required pleadings are prepared and collection matters are tracked to ensure recovery of funds.

Solid Waste

The Solid Waste Program provides general legal advice to the Environmental Resource Department concerning the Geer Road and Fink Road landfills, and the Waste-to-Energy project, including defense of existing and potential claims, public records act requests, development, expansion and closure of landfills, revisions to the Service Agreement for operation of the Waste-to-Energy project, and representation of the Solid Waste-to-Energy Committee.

LAFCO

The LAFCO Program provides general legal advice to the Stanislaus County Local Agency Formation Commission (LAFCO), including representation of the Commission regarding all matters concerning the Commission such as compliance with all applicable laws including the Brown Act and the Fair Political Practices Act.

Capital Projects

The Capital Projects Program handles legal issues relating to the construction process from land acquisition and project financing to post-construction issues. This includes such matters as, building contracts, bonds and sureties, construction and builders' liens, tendering, and construction claims.

Bail Bonds

This program provides legal support necessary to assist in collecting on bail bonds that have been forfeited due to criminal defendants failing to appear in court as scheduled. During the last eighteen months, County Counsel, in coordination with the District Attorney's Office, has increased its effort to recover forfeited bonds. This has resulted in a substantial increase in revenue; from an average of \$35,000 per year to approximately \$350,000 per year. This program is not a mandated service, and additional funding is needed to continue this enhanced effort.

County Counsel					
Classification	2011-2012 Actual	2012-2013 Actual	2013-2014 Adopted Proposed	2013-2014 Recommended Adjustments	2013-2014 Recommended Final Budget
Taxes	\$0	\$0	\$0	\$0	\$0
Licenses, Permits, Franchises	\$0	\$0	\$0	\$0	\$0
Fines, Forfeitures, Penalties	\$4,942	\$601	\$0	\$0	\$0
Revenue from use of Assets	\$0	\$0	\$0	\$0	\$0
Intergovernmental Revenue	\$47,029	\$34,218	\$50,180	\$0	\$50,180
Charges for Service	\$1,072,075	\$1,074,983	\$1,059,712	\$84,281	\$1,143,993
Miscellaneous Revenue	\$9,815	\$113	\$20	\$0	\$20
Other Financing Sources	\$0	\$0	\$0	\$0	\$0
Total Revenue	\$1,133,861	\$1,109,915	\$1,109,912	\$84,281	\$1,194,193
Salaries and Benefits	\$1,932,059	\$2,049,739	\$1,810,104	\$338,389	\$2,148,493
Services and Supplies	\$86,283	\$90,801	\$114,575	\$0	\$114,575
Other Charges	\$82,827	\$79,653	\$87,792	\$0	\$87,792
Fixed Assets	\$0	\$0	\$0	\$0	\$0
Other Financing Uses	\$63,608	\$0	\$0	\$0	\$0
Equity	\$0	\$0	\$0	\$0	\$0
Intrafund	\$762	\$0	\$50	\$0	\$50
Contingencies	\$0	\$0	\$0	\$0	\$0
Gross Costs	\$2,165,539	\$2,220,193	\$2,012,521	\$338,389	\$2,350,910
Fund Balance	\$0	\$0	\$0	\$0	\$0
Net County Cost	\$1,031,678	\$1,110,278	\$902,609	\$254,108	\$1,156,717

PROGRAM DISCUSSION

At the proposed level of funding, the Department can maintain mandated programs and services. However, a projected shortfall of approximately \$322,000 was identified while preparing the Proposed

Budget. The lack of net county cost carryover funds, which have been used to help fund budget gaps in previous years and the current method of calculating costs for legal services provided to the Community Services Agency contributed to the projected shortfall. The Community Services Agency is able to provide greater reimbursement with the implementation of a new cost recovery method. The shortfall would be addressed by not filling an attorney position that will become vacant at end of Fiscal Year 2012-2013 due to a retirement and a reduction in force of one other attorney. This would result in the number of attorneys being reduced from 10 to 8 with the workload absorbed by the remaining attorneys. Reducing attorney staff will significantly impact the Department's ability to continue to provide services at the current level. The ability to meet the demand of County departments for legal services will be impacted with regard to both the quantity and timeliness.

A new strategy is being developed that will ensure all County Counsel costs associated with Community Services Agency services are recovered. It is anticipated the new cost-recovery strategy will eliminate some but not the entire projected shortfall. The reduced shortfall as a result of the cost-recovery strategy is unknown at this time and will be addressed as part of Final Budget to ensure that current service and staffing levels in County Counsel are maintained.

STAFFING RECOMMENDATIONS

Adopted Proposed Budget

Total current authorized positions— 14

There are no recommended changes to the current level of staffing.

Total recommended authorized positions— 14

Final Budget

There are no recommended changes to the current level of staffing.

BUDGET RECOMMENDATIONS

Adopted Proposed Budget

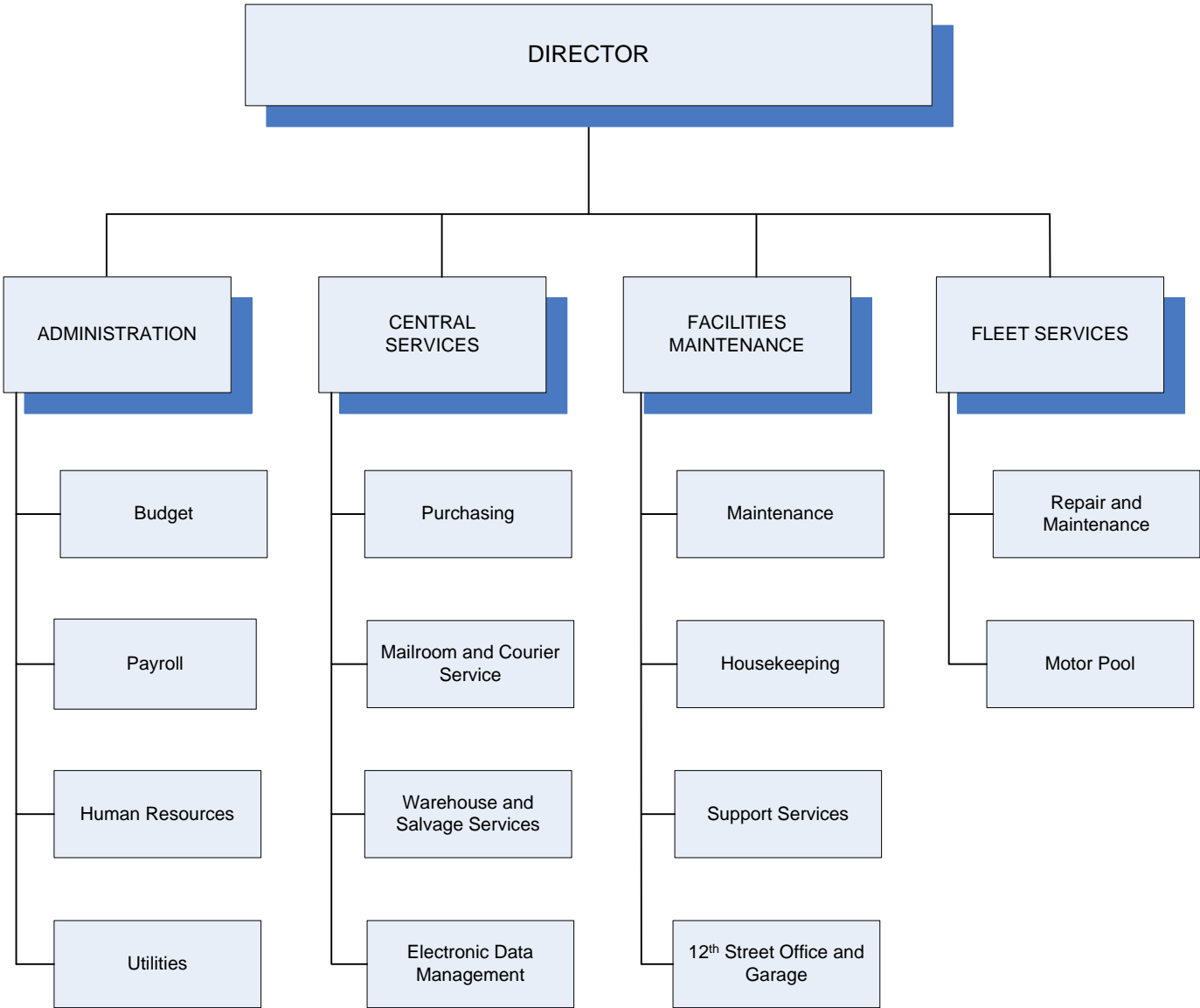
It is recommended that a budget of \$2,012,521 be approved for County Counsel. This budget is funded from \$1,109,912 in estimated department revenue and a \$902,609 contribution from the General Fund.

Final Budget

County Counsel is requesting an increase in appropriations of \$338,389 and in revenue of \$84,281, resulting in a net increase in General Fund Contribution of \$254,108. With the requested increase in revenue and net county cost, the Department will no longer need to reduce attorney staffing levels from 10 to 8 as outlined in the Recommended Proposed Budget. The revision to budgeted revenue reflects a complete representation of the total Community Service Agency revenue which was the product of various meetings held between County Counsel, Community Service Agency, Auditor Controller and the Chief Executive Office. Additionally, salaries increased since the Adopted Proposed Budget due to the restoration of 1% of the 6% salary reduction. There is currently one vacant attorney position due to a retirement at the end of June 2013 and another attorney is expected to be on unpaid leave for a short amount of time during Fiscal Year 2013-2014.

Not included in this request is the anticipated \$68,000 cashout due to an attorney retirement in March 2014. It is anticipated that salary savings due to intermittent attorney vacancies and other unpaid leave will fund this cashout. If not, the Department will return at the Mid-Year Report to request additional funding.

**STANISLAUS COUNTY
GENERAL SERVICES AGENCY**



Revised April 2012

STANISLAUS COUNTY, CALIFORNIA
Fiscal Year 2013-2014



FISCAL GENERAL SERVICES
Other General

GENERAL SERVICES AGENCY
Keith D. Boggs, Director

BUDGET AT A GLANCE

Gross Costs	\$13,153,147
Total Revenue	\$13,018,758
Fund Balance/Retained Earnings	<u>\$113,583</u>
Net County Cost	\$20,806
Total Recommended Staffing	56
% Funded by Local Discretionary Funds	0.2%

MISSION STATEMENT

The General Services Agency is committed to providing a professional level of service and support to our customer clients in an effort to make their community contributions most accessible. Service is our middle name.

ACCOMPLISHMENTS AND OBJECTIVES

The General Services Agency (GSA) Operational Priorities are consistent with a refocused, streamlined, and customer-centric business strategy. All divisions are equally committed to core operational objectives that directly support the Board's stated efficiency priority.

The Accomplishments of 2012-2013 and Objectives for the 2013-2014 Fiscal Year for General Services Agency include:

FISCAL YEAR 2012-2013 ACCOMPLISHMENTS	FISCAL YEAR 2013-2014 OBJECTIVES
<ul style="list-style-type: none"> ◆ Full review of County vehicle usage, and GSA – Fleet Services Policies and Procedures. ◆ GSA – Purchasing merger with GSA – Central Services completed. ◆ Building Equipment Inventory and Maintenance Schedules expanded. 	<ul style="list-style-type: none"> ◆ Analysis of GPS software for improved vehicle data. ◆ Building Equipment Inventory completed and uploaded to the Intranet. ◆ Continuation of Electronic Data Management pilot program.

BUDGETS WITHIN THE GENERAL SERVICES AGENCY INCLUDE:

- ◆ Administration
- ◆ Central Services Division
- ◆ Facilities Maintenance Division
- ◆ Fleet Services Division
- ◆ Purchasing Division
- ◆ 12th Street Office Building
- ◆ Utilities

STANISLAUS COUNTY, CALIFORNIA
Fiscal Year 2013-2014



FISCAL GENERAL SERVICES
Other General

GENERAL SERVICES AGENCY—ADMINISTRATION

Budget Unit 0100 0019010
 General Fund

SERVICES PROVIDED

The General Services Agency (GSA) provides centralized services over a broad spectrum of areas, including maintenance and housekeeping of County-owned facilities, contract and purchasing assistance, and vehicle maintenance services, to County departments, Animal Services, 12th Street Office Building, and Gallo Center for the Arts. These activities are funded through fees that are charged to client departments.

GSA – Administration Division provides oversight and direction for the Agency, which includes Central Services, Fleet Services, Utilities, and Facilities Maintenance divisions. GSA - Administration ensures that all GSA Divisions are achieving operational efficiency and exceptional service standards. GSA – Administration provides human resource and accounting services such as long-range planning, budgeting, payroll, accounts payable, and accounts receivable services for the Agency.

General Services Agency - Administration					
Classification	2011-2012 Actual	2012-2013 Actual	2013-2014 Adopted Proposed	2013-2014 Recommended Adjustments	2013-2014 Recommended Final Budget
Taxes	\$0	\$0	\$0	\$0	\$0
Licenses, Permits, Franchises	\$0	\$0	\$0	\$0	\$0
Fines, Forfeitures, Penalties	\$0	\$0	\$0	\$0	\$0
Revenue from use of Assets	\$0	\$0	\$0	\$0	\$0
Intergovernmental Revenue	\$0	\$0	\$0	\$0	\$0
Charges for Service	\$94,050	\$506,828	\$590,938	\$5,089	\$596,027
Miscellaneous Revenue	\$0	\$0	\$0	\$0	\$0
Other Financing Sources	\$0	\$0	\$0	\$0	\$0
Total Revenue	\$94,050	\$506,828	\$590,938	\$5,089	\$596,027
Salaries and Benefits	\$435,254	\$480,523	\$563,741	\$5,089	\$568,830
Services and Supplies	\$3,967	\$3,616	\$5,035	\$0	\$5,035
Other Charges	\$9,412	\$22,288	\$22,162	\$0	\$22,162
Fixed Assets	\$0	\$0	\$0	\$0	\$0
Other Financing Uses	\$14,407	\$0	\$0	\$0	\$0
Equity	\$0	\$0	\$0	\$0	\$0
Intrafund	(\$9,451)	\$0	\$0	\$0	\$0
Contingencies	\$0	\$0	\$0	\$0	\$0
Gross Costs	\$453,589	\$506,427	\$590,938	\$5,089	\$596,027
Fund Balance	\$0	\$0	\$0	\$0	\$0
Net County Cost	\$359,539	(\$401)	\$0	\$0	\$0

PROGRAM DISCUSSION

At the proposed level of funding, the Department can maintain the resources necessary to provide the leadership, coordination and management direction of the four major operating divisions of the General Services Agency, which includes Central Services, Fleet Services, Utilities, and Facilities Maintenance divisions. Funding will provide for human resource management and accounting services including long-range planning, budgeting, payroll, accounts payable, and accounts receivable services for the

Agency. All of these services have been identified as core services for GSA – Administration. The support functions provided by GSA – Administration eliminate duplication of effort within the Department, and allow all GSA divisions to focus their staff, and their energies, on their customers.

The submitted budget of \$590,938 is \$22,094 or 3.9% higher than Fiscal Year 2012–2013, due to increased Retirement costs, and funding for possible reclassification of the Manager III position. GSA – Administration is completely funded through charges to GSA divisions, ensuring that each division has fully recognized all costs associated with providing services.

STAFFING RECOMMENDATIONS

Adopted Proposed Budget

The Department is requesting to reclassify upward one Manager III position. The scope of the position has broadened since the position was originally created and due to a current organizational restructure, the position is now responsible for oversight of all General Services Agency divisions. It is recommended that a classification study be conducted.

Total current authorized positions— 5

There are no recommended changes to the current level of staffing.

Total recommended authorized positions— 5

Final Budget

The Department submitted a request in the 2013-2014 Proposed Budget for a reclassification of the Manager III position at General Services Agency-Administration Division. General Services Agency (GSA) is a complex Department with staff positioned across the County performing a wide variety of functions, requiring consistent oversight. The Department Head has a dual role and also is the Assistant Executive Officer in the Chief Executive Office. The Department does not have a Deputy level position to oversee the operations of GSA while the Department Head is functioning in his other role. A Deputy level position would provide daily oversight of the entire Department and assist with continuity of GSA operational management. The position will be responsible to manage, oversee, and facilitate projects Department-wide. The Business Manager III position has insight into the functioning of each division, by familiarity with their personnel, as well as their expenses and revenue streams, and is in the best position to function in this increased capacity. It is recommended to reclassify upward one Manager III position to a Manager IV.

Total current authorized positions— 5

There are no recommended changes to the current level of staffing.

Total recommended authorized positions— 5

BUDGET RECOMMENDATIONS

Adopted Proposed Budget

It is recommended that a budget of \$590,938 be approved for General Services Agency – Administration. This budget is funded from \$590,938 in estimated department revenue.

Final Budget

The Department is requesting an increase in revenue and appropriations in the amount of \$5,089 for the restoration of the 1% salary deduction.

STANISLAUS COUNTY, CALIFORNIA

Fiscal Year 2013-2014

FISCAL GENERAL SERVICES

Other General



GENERAL SERVICES AGENCY—CENTRAL SERVICES DIVISION

Budget Unit 5001 0018210

Internal Service Fund

SERVICES PROVIDED

The GSA – Central Services Division is responsible for acquiring goods and services, negotiating contracts, leasing property and equipment, providing consultation on procurement needs and contract facilitation to County departments, in addition to the sale and/or disposal of surplus County property, Electronic Data Management (EDM), mailroom, messenger, and salvage services. As an Internal Service Fund, the costs of these services are charged to all County departments based on the level of service provided.

FUND/CASH BALANCE

As stated in the Adopted Proposed Budget, this fund was projected to have positive retained earnings balance of \$185,202 as of July 1, 2013 compared to the July 1, 2012 positive balance of \$185,203. The actual retained earnings as of July 1, 2013 is \$78,903, a decrease to the projected retained earnings. This is due to the use of retained earnings in Fiscal Year 2012-2013 for those agencies that receive services, but have agreements in place where charges are absorbed elsewhere.

Also stated in the Adopted Proposed Budget, cash was estimated to be a positive \$151,215 as of July 1, 2013 compared to the \$215,890 positive balance on July 1, 2012. The decrease is due to a rebate to departments for over collection in Fiscal Year 2011-2012. The actual cash balance as of July 1, 2013 is \$126,240, a decrease to the projected cash balance. The difference between the cash and retained earnings is due to the non-cash items listed on the balance sheet, such as compensated absences, depreciation and fixed assets.

General Services Agency - Central Services Division					
Classification	2011-2012 Actual	2012-2013 Actual	2013-2014 Adopted Proposed	2013-2014 Recommended Adjustments	2013-2014 Recommended Final Budget
Taxes	\$0	\$0	\$0	\$0	\$0
Licenses, Permits, Franchises	\$0	\$0	\$0	\$0	\$0
Fines, Forfeitures, Penalties	\$0	\$0	\$0	\$0	\$0
Revenue from use of Assets	\$0	\$0	\$0	\$0	\$0
Intergovernmental Revenue	\$21,897	\$23,330	\$22,103	\$0	\$22,103
Charges for Service	\$457,048	\$872,690	\$1,084,993	\$0	\$1,084,993
Miscellaneous Revenue	\$29	\$6,292	\$0	\$0	\$0
Other Financing Sources	\$0	(\$2,923)	\$0	\$0	\$0
Total Revenue	\$478,974	\$899,389	\$1,107,096	\$0	\$1,107,096
Salaries and Benefits	\$362,044	\$707,692	\$767,152	\$0	\$767,152
Services and Supplies	\$68,833	\$62,549	\$74,930	\$0	\$74,930
Other Charges	\$95,439	\$235,448	\$265,014	\$0	\$265,014
Fixed Assets	\$0	\$0	\$0	\$0	\$0
Other Financing Uses	\$10,384	\$0	\$0	\$0	\$0
Equity	\$0	\$0	\$0	\$0	\$0
Intrafund	\$0	\$0	\$0	\$0	\$0
Contingencies	\$0	\$0	\$0	\$0	\$0
Gross Costs	\$536,700	\$1,005,689	\$1,107,096	\$0	\$1,107,096
Retained Earnings	\$57,726	\$106,300	\$0	\$0	\$0
Net County Cost	\$0	\$0	\$0	\$0	\$0

PROGRAM DISCUSSION

At the proposed level of funding, GSA – Central Services can maintain procurement and logistical services to all County Departments. GSA – Central Services will provide support for acquiring goods and services, negotiating contracts, and leasing property and equipment for the County. In addition to these activities, staff will provide consultation on procurement needs and contract facilitation to County departments. The GSA – Central Services Division will also be responsible for the sale and/or disposal of surplus County property, and provide Electronic Data Management (EDM) document scanning, mailroom, messenger, and salvage services. As an Internal Service Fund, the costs of these services will be charged to all County departments based on the level of service provided.

In Purchasing, multiple contracts of similar or same service types are now reviewed as they expire and weighted against efficient practices to realize single source master agreements. This move toward single source master agreement has recently been successful in improving services and reducing costs in pest control and private security contracts. Other master agreements negotiated by the Purchasing unit of GSA – Central Services include contract janitorial; security guard services; uniform services; overnight shipping; auto parts; office supplies; facilities maintenance supplies; heavy equipment rental; and computer hardware and software.

The submitted budget of \$1,107,096 is \$32,261 (2.8%) lower than Fiscal Year 2012 – 2013, due to lower allowances for compensated absences and the closure of County Stores.

STAFFING RECOMMENDATIONS

Adopted Proposed Budget

Total current authorized positions— 10

There are no recommended changes to the current level of staffing.

Total recommended authorized positions— 10

Final Budget

There are no recommended changes to the current level of staffing.

BUDGET RECOMMENDATIONS**Adopted Proposed Budget**

It is recommended that a budget of \$1,107,096 be approved for General Services Agency – Central Services Division. This budget is funded from \$1,107,096 in estimated department revenue.

Final Budget

There are no recommended changes in funding to this budget.

STANISLAUS COUNTY, CALIFORNIA
Fiscal Year 2013-2014
FISCAL GENERAL SERVICES
Property Management



GENERAL SERVICES AGENCY—FACILITIES MAINTENANCE DIVISION

Budget Unit 5170 0018700
Internal Service Fund

SERVICES PROVIDED

The General Services Agency (GSA) – Facilities Maintenance Division is comprised of two main programs, Maintenance Services and Custodial Services.

The Maintenance Services unit maintains and operates building systems and equipment for County-owned facilities, while the Custodial Services unit ensures that County-owned facilities within the County core service area are maintained to a professional standard for all users to work and interact with customers. Additionally, GSA – Facilities Maintenance Division administers contract custodial services for County facilities outside the core service area. In addition to providing lock shop and preventative maintenance services, the Division provides safety remediation and Americans with Disabilities Act (ADA) access ramps for trailers and other County facilities.

GSA – Facilities Maintenance is an Internal Service Fund, charging out costs associated with providing maintenance and custodial services to County Departments. Costs associated with Tenth Street Place (TSP) are directed by the Tenth Street Joint Powers Agency (JPA). TSP costs are approved by the JPA, whose members are from the City of Modesto, the County of Stanislaus, and private retail partners.

FUND/CASH BALANCE

As stated in the Adopted Proposed Budget, this fund was projected to have a positive retained earnings of \$495,399 as of July 1, 2013 compared to the July 1, 2012 positive balance of \$495,400. The actual retained earnings as of July 1, 2013 is \$1,123,821, an increase to the projected retained earnings. This is due to an increase in billable time, increasing revenue beyond projections.

Also stated in the Adopted Proposed Budget, cash was estimated to be a positive \$1,311,457 as of July 1, 2013 compared to the \$1,191,162 positive balance on July 1, 2012. The actual cash balance as of July 1, 2013 is \$1,887,952, an increase to the projected cash balance. The increase in cash is due to a reduction in non-billable hours in Fiscal Year 2012-2013. The difference between the cash and retained earnings is due to the non-cash items listed on the balance sheet, such as compensated absences, depreciation and fixed assets.

General Services Agency - Facilities Maintenance Division					
Classification	2011-2012 Actual	2012-2013 Actual	2013-2014 Adopted Proposed	2013-2014 Recommended Adjustments	2013-2014 Recommended Final Budget
Taxes	\$0	\$0	\$0	\$0	\$0
Licenses, Permits, Franchises	\$0	\$0	\$0	\$0	\$0
Fines, Forfeitures, Penalties	\$0	\$0	\$0	\$0	\$0
Revenue from use of Assets	\$11,099	\$10,638	\$8,300	\$0	\$8,300
Intergovernmental Revenue	\$108,356	\$95,079	\$51,172	\$0	\$51,172
Charges for Service	\$4,933,619	\$4,496,731	\$4,444,087	\$0	\$4,444,087
Miscellaneous Revenue	\$2,106	\$7,628	\$0	\$0	\$0
Other Financing Sources	\$1,683	\$0	\$0	\$0	\$0
Total Revenue	\$5,056,863	\$4,610,076	\$4,503,559	\$0	\$4,503,559
Salaries and Benefits	\$2,512,314	\$2,166,065	\$2,444,307	\$50,755	\$2,495,062
Services and Supplies	\$1,717,496	\$1,339,076	\$1,490,220	\$0	\$1,490,220
Other Charges	\$280,404	\$476,224	\$569,032	(\$341)	\$568,691
Fixed Assets					
Equipment	(\$7,970)	\$0	\$0	\$0	\$0
Other Financing Uses	\$59,396	\$0	\$0	\$0	\$0
Equity	\$0	\$0	\$0	\$0	\$0
Intrafund	\$0	\$0	\$0	\$0	\$0
Contingencies	\$0	\$0	\$0	\$0	\$0
Gross Costs	\$4,561,640	\$3,981,365	\$4,503,559	\$50,414	\$4,553,973
Retained Earnings	(\$495,223)	(\$628,711)	\$0	\$50,414	\$50,414
Net County Cost	\$0	\$0	\$0	\$0	\$0

PROGRAM DISCUSSION

At the proposed level of funding, GSA - Facilities Maintenance can provide those services identified as core services to this division. The Maintenance unit will maintain building systems and equipment for County-owned facilities, while the Custodial unit ensures that County-owned facilities within the County core are a healthy location to work and interact with County customers.

The submitted budget of \$4,503,559 is \$242,932 (5.7%) higher than Fiscal Year 2012 – 2013, due to increased retirement and workers compensation costs, along with increased expenditures for maintenance supplies that includes \$50,000 for Library projects. As an Internal Services Fund, GSA – Facilities Maintenance pays the initial cost of contracts and supplies, but applies charges to user departments.

GSA – Facilities Maintenance Division has adapted to, and continues to evolve with, expenditure reductions by incorporating efficiency measures, such as the use of master agreements to standardize products and reduce time spent negotiating contracts, as a standard operating practice. The division also reviews labor time to time spent by contractors for the same or similar tasks, to ensure that work being performed in-house is done efficiently. All efficiency savings are ultimately passed through to the County departments which GSA – Facilities Maintenance supports.

GSA – Facilities Maintenance continues to work toward sustainable practices. All equipment replacement projects are reviewed for energy efficiencies during the design phase. Maintenance and Janitorial efforts utilize green or eco-friendly materials whenever economically prudent.

STAFFING RECOMMENDATIONS

Adopted Proposed Budget

Total current authorized positions— 31

There are no recommended changes to the current level of staffing.

Total recommended authorized positions— 31

Final Budget

There are no recommended changes to the current level of staffing.

BUDGET RECOMMENDATIONS

Adopted Proposed Budget

It is recommended that a budget of \$4,503,559 be approved for General Services Agency – Facilities Maintenance Division. This budget is funded from \$4,503,559 in estimated department revenue.

Final Budget

The Department is requesting an increase in appropriations in the amount of \$50,414 for the restoration of the 1% salary deduction and retirement cash out. This increase will be funded by departmental retained earnings.

STANISLAUS COUNTY, CALIFORNIA
Fiscal Year 2013-2014



FISCAL GENERAL SERVICES
Other General

GENERAL SERVICES AGENCY—FLEET SERVICES DIVISION

Budget Unit 5021 0018500
 Internal Service Fund

SERVICES PROVIDED

The General Services Agency (GSA) – Fleet Services Division provides preventative and prescriptive maintenance for approximately 1,000 County vehicles and other pieces of specialized equipment. GSA – Fleet Services provides full lifecycle vehicle maintenance services including assistance with vehicle acquisition, vehicle registration, preventative maintenance, accident management, vehicle repair, motor pool services, and salvage/auction. Fleet Services complies with State and Federal regulatory requirements including vehicle smog inspection, OSHA safety standards, and EPA hazardous waste standards.

FUND/CASH BALANCE

As of July 1, 2013, this fund has positive retained earnings of \$892,594 compared to the July 1, 2012 positive balance of \$889,790. As stated in the Adopted Proposed Budget, cash was estimated to be a positive \$249,295 as of July 1, 2013 compared to the \$332,352 positive balance on July 1, 2012. The actual cash balance as of July 1, 2013 is \$446,329, an increase to the projected cash balance. This increase is due to additional billable hours, therefore increasing revenue beyond the projection. The difference between the cash and retained earnings is due to the non-cash items listed on the balance sheet, such as compensated absences, depreciation and fixed assets.

General Services Agency - Fleet Services Division					
Classification	2011-2012 Actual	2012-2013 Actual	2013-2014 Adopted Proposed	2013-2014 Recommended Adjustments	2013-2014 Recommended Final Budget
Taxes	\$0	\$0	\$0	\$0	\$0
Licenses, Permits, Franchises	\$0	\$0	\$0	\$0	\$0
Fines, Forfeitures, Penalties	\$0	\$0	\$0	\$0	\$0
Revenue from use of Assets	\$0	\$0	\$0	\$0	\$0
Intergovernmental Revenue	\$36,932	\$40,557	\$1,320	\$0	\$1,320
Charges for Service	\$2,046,620	\$2,243,577	\$2,663,566	\$0	\$2,663,566
Miscellaneous Revenue	\$43,614	\$14,707	\$7,500	\$0	\$7,500
Other Financing Sources	\$9,215	\$8,243	\$2,500	\$0	\$2,500
Total Revenue	\$2,136,381	\$2,307,084	\$2,674,886	\$0	\$2,674,886
Salaries and Benefits	\$661,033	\$714,717	\$805,374	\$65,505	\$870,879
Services and Supplies	\$1,264,370	\$1,391,893	\$1,638,583	\$0	\$1,638,583
Other Charges	\$109,545	\$187,632	\$221,682	\$6,911	\$228,593
Fixed Assets					
Equipment	\$0	\$10,038	\$0	\$0	\$0
Other Financing Uses	\$19,375	\$0	\$0	\$0	\$0
Equity	\$0	\$0	\$0	\$0	\$0
Intrafund	\$0	\$0	\$0	\$0	\$0
Contingencies	\$0	\$0	\$0	\$0	\$0
Gross Costs	\$2,054,323	\$2,304,280	\$2,665,639	\$72,416	\$2,738,055
Retained Earnings	(\$82,058)	(\$2,804)	(\$9,247)	\$72,416	\$63,169
Net County Cost	\$0	\$0	\$0	\$0	\$0

PROGRAM DISCUSSION

At the proposed level of funding, the Department can maintain over 1,000 vehicles and specialty equipment owned by Stanislaus County. In addition to preventative maintenance and repairs, GSA – Fleet Services provides assistance with vehicle purchase; registration; emissions; surplus/salvage of vehicles; vehicle accidents; undercover plates and registration; and maintains the County fuel Cardlock program, which have been identified as core services within the division.

The submitted budget of \$2,665,639 is \$92,018 (3.6%) higher than Fiscal Year 2012 – 2013, with requested adjustments at Mid-Year for increases in Fixed Assets to replace two vehicle lifts. The projected increases in expenditures are due to increased costs for Retirement and a projected increase in gasoline prices.

GSA – Fleet Services continues to work toward sustainable practices. GSA – Fleet Services ensures that Stanislaus County vehicles are properly maintained and compliant with emissions standards, removing non-compliant vehicles from service. Motor Oil and other hazardous chemicals are handled in an environmentally sensitive manner, and the division utilizes green or eco-friendly materials whenever possible and economically prudent.

In Fiscal Year 2012–2013, GSA completed a full review of Fleet Services Policies and Procedures. As part of this process, GSA – Fleet Services reviewed vehicle usage to ensure that all vehicles were utilized appropriately. This review led to vehicles being rotated within departments, while other vehicles were transferred between departments or to the Motor Pool. The Stanislaus County General Services Agency Fleet Services Policy was submitted to the Board of Supervisors for approval on March 12, 2013. The new policy requires that all vehicle purchases be reviewed and approved by the Fleet Manager prior to submission in the Proposed or Final Budget.

COUNTYWIDE VEHICLE PROCUREMENT

Adopted Proposed Budget

In Fiscal Year 2012 – 2013, the Fleet Services Division conducted a countywide review of policies and procedures for vehicle acquisition, use, maintenance, and disposal. These policies were combined into a single source document and approved by the Board of Supervisors on March 12, 2013. Under the Stanislaus General Services Agency Fleet Services Policy, vehicle acquisition may be requested during the Proposed Budget cycle, with modifications and true-up at the Final Budget. Departments submitted their requests to the Fleet Manager during the budget process. The Fleet Manager reviewed vehicles available “in-county” for rotation, the type of vehicle requested, and the justification of need for additional vehicles prior to approving the requests for inclusion in the Proposed Budget. The chart below shows the recommended vehicle purchases by department for Fiscal Year 2013-2014.

Department	Quantity	Type	Financing
Sheriff	1	Refrigerated Van	Department Budget
	1	Statewide Inmate Transportation Bus	
	17	Patrol SUV/Utility	
	4	Patrol Sedan	
	2	Full-size Sedan	
	1	Mid-size Sedan	
	2	Undercover Vehicles	
Environmental Resources	1	Pick-up Truck	Dept. Budget/Grant
	1	Trailer	
District Attorney	2	Sedan	Leasing
Total	32		

Final Budget

The Community Services Agency has requested to purchase eight vehicles, which will be funded through a 5-year lease. The Community Services Agency's Adopted Proposed Budget included funding for these vehicle purchases; however the request was submitted to the Fleet Manager for review after adoption. This request will increase the total vehicle purchase to 40 for Fiscal Year 2013-2014, as shown in chart below.

Department	Quantity	Type	Financing
Sheriff	1	Refrigerated Van	Department Budget
	1	Statewide Inmate Transportation Bus	
	17	Patrol SUV/Utility	
	4	Patrol Sedan	
	2	Full-size Sedan	
	1	Mid-size Sedan	
	2	Undercover Vehicles	
Environmental Resources	1	Pick-up Truck	Dept. Budget/Grant
	1	Trailer	
Community Services Agency	8	Sedan	Leasing
District Attorney	2	Sedan	Leasing
Total	40		

The total estimated cost of the purchase of 40 vehicles is \$737,100. Financing has been secured at 2.18% for 60 months. Final vehicle pricing will not be completed until later in the year when Government Pricing Concessions (GPC) will be available.

STAFFING RECOMMENDATIONS

Adopted Proposed Budget

Total current authorized positions— 10

There are no recommended changes to the current level of staffing.

Total recommended authorized positions— 10

Final Budget

There are no recommended changes to the current level of staffing.

BUDGET RECOMMENDATIONS

Adopted Proposed Budget

It is recommended that a budget of \$2,665,639 be approved for General Services Agency – Fleet Services Division. This budget is funded from \$2,674,886 in estimated department revenue, which results in a credit of \$9,247 to departmental retained earnings.

Final Budget

The Department is requesting an increase in appropriations in the amount of \$72,416 for the restoration of the 1% salary deduction and retirement cash outs. This increase will be funded by departmental retained earnings.

STANISLAUS COUNTY, CALIFORNIA
Fiscal Year 2013-2014



FISCAL GENERAL SERVICES
Finance

GENERAL SERVICES AGENCY—PURCHASING DIVISION

Budget Unit 0100 0015310
 General Fund

SERVICES PROVIDED

The Purchasing Division is part of the General Services Agency and was merged with the Central Services Division this past year, which resulted in the elimination of this division as a separate budget in the 2012-2013 Proposed Budget.

General Services Agency - Purchasing Division					
Classification	2011-2012 Actual	2012-2013 Actual	2013-2014 Adopted Proposed	2013-2014 Recommended Adjustments	2013-2014 Recommended Final Budget
Taxes	\$0	\$0	\$0	\$0	\$0
Licenses, Permits, Franchises	\$0	\$0	\$0	\$0	\$0
Fines, Forfeitures, Penalties	\$0	\$0	\$0	\$0	\$0
Revenue from use of Assets	\$0	\$0	\$0	\$0	\$0
Intergovernmental Revenue	\$11,201	\$0	\$0	\$0	\$0
Charges for Service	\$296,908	\$0	\$0	\$0	\$0
Miscellaneous Revenue	\$1,334	\$0	\$0	\$0	\$0
Other Financing Sources	\$0	\$0	\$0	\$0	\$0
Total Revenue	\$309,443	\$0	\$0	\$0	\$0
Salaries and Benefits	\$314,313	\$0	\$0	\$0	\$0
Services and Supplies	\$21,609	\$0	\$0	\$0	\$0
Other Charges	\$41,132	\$0	\$0	\$0	\$0
Fixed Assets	\$0	\$0	\$0	\$0	\$0
Other Financing Uses	\$9,415	\$0	\$0	\$0	\$0
Equity	\$0	\$0	\$0	\$0	\$0
Intrafund	\$9,277	\$0	\$0	\$0	\$0
Contingencies	\$0	\$0	\$0	\$0	\$0
Gross Costs	\$395,746	\$0	\$0	\$0	\$0
Fund Balance	\$0	\$0	\$0	\$0	\$0
Net County Cost	\$86,303	\$0	\$0	\$0	\$0

PROGRAM DISCUSSION

The General Services Agency – Purchasing Division budget is inactive. The budget and these services are included in the General Services Agency – Central Services division beginning Fiscal Year 2012-2013. Per State Controller guidelines, inactive budgets must be included in the annual spending plan over a 3-year period before it is removed from the County budget.

STAFFING RECOMMENDATIONS

Adopted Proposed Budget

Total current authorized positions— 0

Final Budget

There are no recommended changes to the current level of staffing.

BUDGET RECOMMENDATIONS**Adopted Proposed Budget**

There is no recommended budget for General Services Agency – Purchasing Division.

Final Budget

There are no recommended changes in funding to this budget.

STANISLAUS COUNTY, CALIFORNIA
Fiscal Year 2013-2014



FISCAL GENERAL SERVICES
Other General

GENERAL SERVICES AGENCY—12TH STREET OFFICE BUILDING

Budget Unit 171A 0016200
 Special Revenue Fund

SERVICES PROVIDED

The 12th Street Office Building is owned jointly by Stanislaus County, Stanislaus County Employees Retirement Association (StanCERA), and a private developer, Westland Development Corporation. The facility was completed and opened in 2006.

The General Services Agency (GSA) – 12th Street Office budget is managed by the GSA – Administration Division and was established to process and distribute operational costs associated with the 12th Street Office Building. Those costs include utilities, maintenance, custodial, and other ongoing costs of the building.

CASH/FUND BALANCE

As of July 1, 2013, this has a positive fund balance of \$7,807 compared to the July 1, 2012 positive balance of \$7,581. As stated in the Adopted Proposed Budget, cash was estimated to be a positive \$3,673 as of July 1, 2013 compared to the \$3,673 positive balance on July 1, 2012. The actual cash balance as of July 1, 2013 is \$6,563, an increase to the projected cash balance. This increase is due to revenue generated from the collection of administrative fees. The difference between the cash and fund balance is due to the collection of an administrative oversight fee collected by the General Services Agency, which will roll into retained earnings or be used for unplanned repairs. In Fiscal Year 2013-2014 these fees will no longer be collected.

General Services Agency - 12th Street - Office Building					
Classification	2011-2012 Actual	2012-2013 Actual	2013-2014 Adopted Proposed	2013-2014 Recommended Adjustments	2013-2014 Recommended Final Budget
Taxes	\$0	\$0	\$0	\$0	\$0
Licenses, Permits, Franchises	\$0	\$0	\$0	\$0	\$0
Fines, Forfeitures, Penalties	\$0	\$0	\$0	\$0	\$0
Revenue from use of Assets	\$0	\$0	\$0	\$0	\$0
Intergovernmental Revenue	\$0	\$0	\$0	\$0	\$0
Charges for Service	\$10,076	\$15,083	\$19,990	\$0	\$19,990
Miscellaneous Revenue	\$0	\$0	\$0	\$0	\$0
Other Financing Sources	\$0	\$0	\$0	\$0	\$0
Total Revenue	\$10,076	\$15,083	\$19,990	\$0	\$19,990
Salaries and Benefits	\$0	\$0	\$0	\$0	\$0
Services and Supplies	\$9,835	\$12,329	\$16,550	\$0	\$16,550
Other Charges	\$9,339	\$18,021	\$24,246	\$0	\$24,246
Fixed Assets	\$0	\$0	\$0	\$0	\$0
Other Financing Uses	\$0	\$0	\$0	\$0	\$0
Equity	\$0	\$0	\$0	\$0	\$0
Intrafund	\$0	\$0	\$0	\$0	\$0
Contingencies	\$0	\$0	\$0	\$0	\$0
Gross Costs	\$19,174	\$30,350	\$40,796	\$0	\$40,796
Fund Balance	(\$1,178)	(\$226)	\$0	\$0	\$0
Net County Cost	\$10,276	\$15,493	\$20,806	\$0	\$20,806

PROGRAM DISCUSSION

At the proposed level of funding, the Department will fund expenses associated with the 12th Street Office Building. The budget includes expenses for the 12th Street Condominium Association, which is comprised of the County, StanCERA, and Westland Development Corporation as approved by the Board of Supervisors on July 11, 2006.

The submitted budget of \$40,796 is \$6,474 (18.9%) higher than Fiscal Year 2012–2013, primarily due to increases in pest control (pigeon abatement), and a UL Life Safety which encompasses an annual testing of the fire alarm system, bi-annual wet pipe sprinkler system test & inspection, quarterly test of water flow & tamper switches, UL certifications, UL certified central station monitoring, annual elevator recall system test, emergency response services and system maintenance. The General Fund share of this increase was \$3,302 and the General Fund contribution has been adjusted accordingly.

STAFFING RECOMMENDATIONS

Adopted Proposed Budget

Total current authorized positions— 0

Final Budget

There are no recommended changes to the current level of staffing.

BUDGET RECOMMENDATIONS

Adopted Proposed Budget

It is recommended that a budget of \$40,796 be approved for General Services Agency – 12TH Street Office Building. This budget is funded from \$19,990 in estimated department revenue and a \$20,806 contribution from the General Fund.

Final Budget

There are no recommended changes in funding to this budget.

STANISLAUS COUNTY, CALIFORNIA
Fiscal Year 2013-2014



FISCAL GENERAL SERVICES
Property Management

GENERAL SERVICES AGENCY—UTILITIES

Budget Unit 5170 0018720
 Internal Service Fund

SERVICES PROVIDED

General Services Agency (GSA) – Utilities, which is managed through GSA – Administration, processes utility payments on behalf of County departments, and monitors changes in utility rates for the County.

FUND/CASH BALANCE

As of July 1, 2013, this fund has a zero retained earnings balance compared to the July 1, 2012 zero balance. GSA – Utilities is a pass through budget, billing out only for expenses incurred, and included in the GSA – Facilities Fund.

General Services Agency - Utilities					
Classification	2011-2012 Actual	2012-2013 Actual	2013-2014 Adopted Proposed	2013-2014 Recommended Adjustments	2013-2014 Recommended Final Budget
Taxes	\$0	\$0	\$0	\$0	\$0
Licenses, Permits, Franchises	\$0	\$0	\$0	\$0	\$0
Fines, Forfeitures, Penalties	\$0	\$0	\$0	\$0	\$0
Revenue from use of Assets	\$0	\$0	\$0	\$0	\$0
Intergovernmental Revenue	\$47,402	\$47,114	\$52,887	\$0	\$52,887
Charges for Service	\$3,721,597	\$3,973,760	\$4,064,313	\$0	\$4,064,313
Miscellaneous Revenue	\$0	\$0	\$0	\$0	\$0
Other Financing Sources	\$0	\$0	\$0	\$0	\$0
Total Revenue	\$3,768,999	\$4,020,874	\$4,117,200	\$0	\$4,117,200
Salaries and Benefits	\$0	\$0	\$0	\$0	\$0
Services and Supplies	\$3,763,961	\$4,015,479	\$4,109,225	\$0	\$4,109,225
Other Charges	\$5,038	\$5,685	\$7,975	\$0	\$7,975
Fixed Assets	\$0	\$0	\$0	\$0	\$0
Other Financing Uses	\$0	\$0	\$0	\$0	\$0
Equity	\$0	\$0	\$0	\$0	\$0
Intrafund	\$0	\$0	\$0	\$0	\$0
Contingencies	\$0	\$0	\$0	\$0	\$0
Gross Costs	\$3,768,999	\$4,021,164	\$4,117,200	\$0	\$4,117,200
Retained Earnings	\$0	\$290	\$0	\$0	\$0
Net County Cost	\$0	\$0	\$0	\$0	\$0

PROGRAM DISCUSSION

At the proposed level of funding GSA – Utilities will be maintained by the GSA – Administration Division and payments will be made on behalf County departments and Joint Powers Agreements (JPA), not including 10th Street Place. The submitted budget of \$4,117,200 is \$77,863 (1.9%) higher than Fiscal Year 2012 – 2013, due to projections of increased costs by January 2014. An increase of 3% has been built into the budget for the majority of utility costs, with some at 3.5% in Fiscal Year 2013–2014; however, as only actual invoices are paid, any savings will be passed on to departments.

STAFFING RECOMMENDATIONS

Adopted Proposed Budget

Total current authorized positions— 0

Final Budget

There are no recommended changes to the current level of staffing.

BUDGET RECOMMENDATIONS

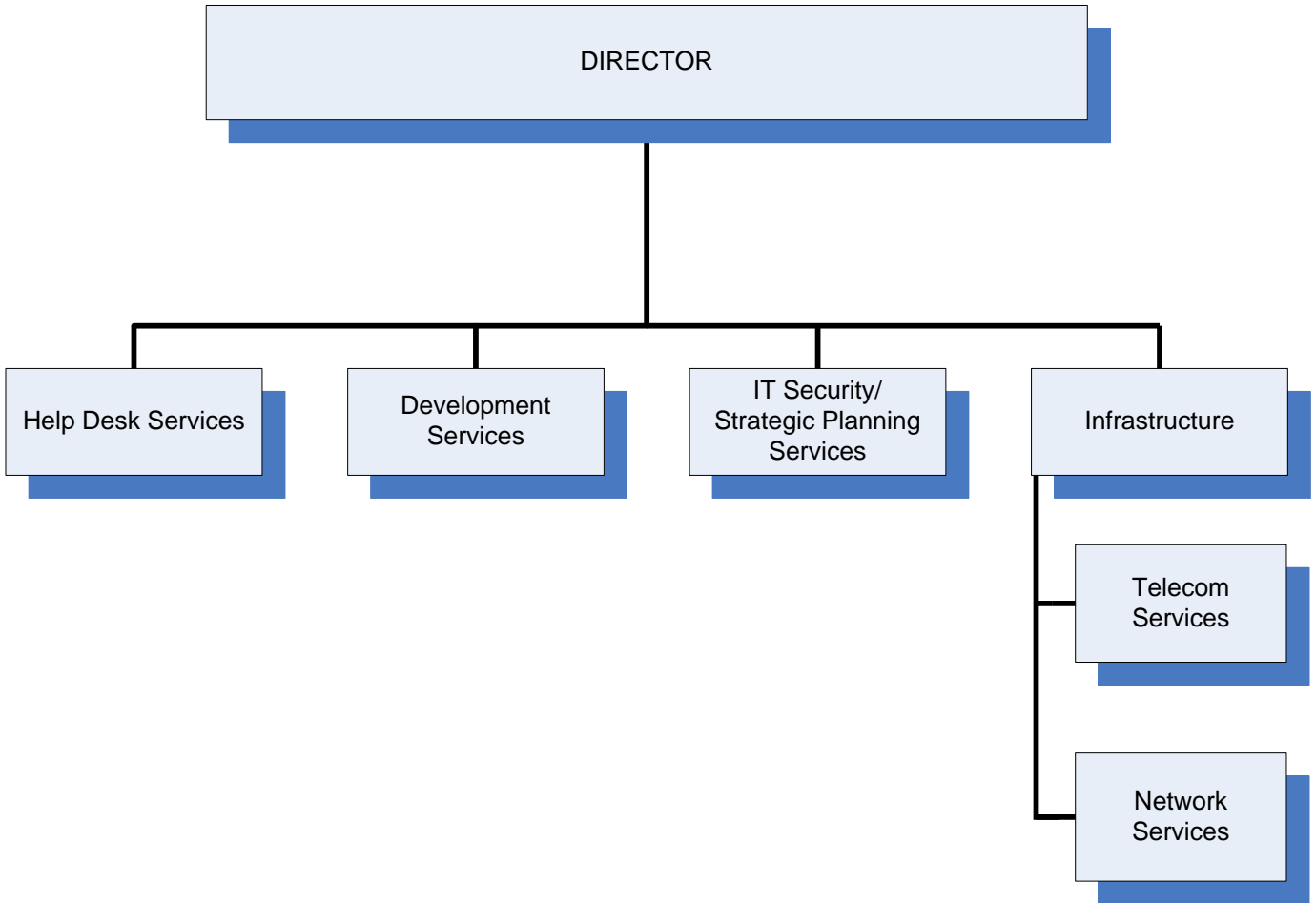
Adopted Proposed Budget

It is recommended that a budget of \$4,117,200 be approved for General Services Agency - Utilities. This budget is funded from \$4,117,200 in estimated department revenue.

Final Budget

There are no recommended changes in funding to this budget.

**STANISLAUS COUNTY
STRATEGIC BUSINESS TECHNOLOGY**



Revised March 2012

**STANISLAUS COUNTY, CALIFORNIA
Fiscal Year 2013-2014**



**FISCAL GENERAL SERVICES
Other General**

**STRATEGIC BUSINESS
TECHNOLOGY
Marcia Cunningham, Director**

BUDGET AT A GLANCE

Gross Costs	\$5,233,992
Total Revenue	\$4,553,445
Fund Balance/Retained Earnings	\$680,547
Net County Cost	\$0
Total Recommended Staffing	24
% Funded by Local Discretionary Funds	0.0%

MISSION STATEMENT

The mission of the Strategic Business Technology Department (SBT) is to provide a positive impact on County and community stakeholders by delivering business critical systems and infrastructure. SBT is committed to providing a high standard of technical leadership and direction while connecting the processes and communication relationships throughout Stanislaus County. SBT strives to build and enhance high performance and cost effective web-based products while maximizing customer service and technical capability and evaluating and integrating potential technologies and tools that will meet the future needs of the Stanislaus County information technology architectural vision.

ACCOMPLISHMENTS AND OBJECTIVES

The Accomplishments of 2012-2013 and Objectives for the 2013-2014 Fiscal Year for Strategic Business Technology include:

FISCAL YEAR 2012-2013 ACCOMPLISHMENTS	FISCAL YEAR 2013-2014 OBJECTIVES
<ul style="list-style-type: none"> ◆ Completed an upgrade to Voice over Internet Protocol (VoIP) Call Managers, Call Center and Voice Mail System. ◆ Completed the SBT Data Center upgrade project and move to the new center. ◆ Upgraded the County Internet services that tripled the speed from 30 megabytes per second (Mbps) to 90 Mbps while keeping the costs at the same level. ◆ Increased data connectivity services by upgrading two existing Customized Switched Metro Ethernet (CSME) connections. ◆ Developed a new partnership with Modesto Regional Fire Authority providing technical services and support for their technology needs. 	<ul style="list-style-type: none"> ◆ Complete request for proposals for mobile device management and a web filtering solutions; implement both. ◆ Continue to upgrade County core switches. ◆ Implement Voice over Internet Protocol at Behavioral Health Services and Health Services Agency. ◆ Leverage Business Continuity Services available at the SBT Data Center. ◆ Update the 2007 Business Technology Strategy.

BUDGETS WITHIN STRATEGIC BUSINESS TECHNOLOGY INCLUDE:

- ◆ Strategic Business Technology
- ◆ Strategic Business Technology--Telecommunications

STANISLAUS COUNTY, CALIFORNIA

Fiscal Year 2013-2014

FISCAL GENERAL SERVICES

Other General



STRATEGIC BUSINESS TECHNOLOGY

Budget Unit 5031 0048100

Internal Service Fund

SERVICES PROVIDED

Help Desk & Desktop Support Services

Strategic Business Technology (SBT) provides a variety of desktop support to County departments based on the customer's technical resources, including proactive patch management for virus protection and system integrity. A Customer Support Center is available for the benefit of customers from 7:30 AM to 5:00 PM Monday through Friday, except legal holidays and County specified closure days. Technical support can be provided for any one of the services provided to customers of SBT.

Financial Applications

The Financial Application Support Group maintains the Oracle applications used by County departments. Applications included are the Oracle Financial Management System (FMS) and the PeopleSoft Human Resource Management System (HRMS). In addition, the group provides database administration services for the Oracle database system, as well as supporting add-on modules and data integration between applications.

E-Mail Hosting Services

SBT provides a highly available, secure e-mail system for Stanislaus County departments. SBT's e-mail system enables County staff to communicate with one another as well as with the rest of the world via the Internet.

Local Area and Wide Area Network Support

SBT maintains the systems that allow customers to connect to countywide applications and intercommunicate with other SBT customers and external entities such as the State of California. SBT provides a Local Area Network (LAN) service on behalf of many County departments. This service provides management of necessary network equipment such as routers, switches, and security systems. This service also provides electronic data printing hosting services. Engineers are on-call to support networks and servers 24 hours a day, 365 days a year.

Information Security

Information security services include providing security direction and support to County departments. SBT provides proactive monitoring and vulnerability assessment of network equipment, file servers and desktop PCs.

County Website

SBT, working with County departments and divisions, focuses on opportunities to realize the benefits of emerging Internet technologies to extend the ability of government to provide information and services to County residents, businesses, civic groups, and other interested parties. SBT provides content updates for departments as well as the development of new Web sites.

Web Application Development & Support

Development services are offered by SBT in the areas of system integration, electronic document management (EDM), E-government (on-line) applications and development, and installed software support. SBT provides full database administration services for Oracle, SQL, and MySQL.

FUND/CASH BALANCE

As stated in the Adopted Proposed Budget, this fund was projected to have a positive retained earnings of \$1,745,549 compared to the July 1, 2012 retained earnings of \$1,813,975. The actual retained earnings as of July 1, 2013 is \$2,544,640, an increase to the projected fund balance. The increase is due to a fixed asset transfer for the SBT Data Center project. The Department anticipates using \$454,222 of retained earnings in Fiscal Year 2013-2014, a portion of which is being used from the Human Resource Management System (HRMS) Project fund in the amount of \$65,110.

As of July 1, 2013, this fund has a positive cash balance of \$2,088,789 compared to the July 1, 2012 positive balance of \$2,617,761. This decrease is due to the use of a portion of the cash balance to reduce the Strategic Business Technology Cost Allocation Plan (CAP) charges to other departments and for the Strategic Business Technology critical infrastructure and connectivity upgrades, server software upgrades, and replacement of the current internet filtering and firewall applications. The difference between the cash and fund balance are the fixed assets listed on the balance sheet.

Strategic Business Technology					
Classification	2011-2012 Actual	2012-2013 Actual	2013-2014 Adopted Proposed	2013-2014 Recommended Adjustments	2013-2014 Recommended Final Budget
Taxes	\$0	\$0	\$0	\$0	\$0
Licenses, Permits, Franchises	\$0	\$0	\$0	\$0	\$0
Fines, Forfeitures, Penalties	\$0	\$0	\$0	\$0	\$0
Revenue from use of Assets	\$0	\$0	\$0	\$0	\$0
Intergovernmental Revenue	\$75,365	\$77,322	\$122,678	\$0	\$122,678
Charges for Service	\$3,325,234	\$3,476,924	\$3,671,379	\$0	\$3,671,379
Miscellaneous Revenue	\$2	\$14	\$0	\$0	\$0
Other Financing Sources	\$0	\$711,320	\$0	\$0	\$0
Total Revenue	\$3,400,601	\$4,265,580	\$3,794,057	\$0	\$3,794,057
Salaries and Benefits	\$2,208,135	\$2,379,679	\$2,710,117	\$23,112	\$2,733,229
Services and Supplies	\$958,727	\$920,394	\$1,062,066	\$4,000	\$1,066,066
Other Charges	\$208,505	\$234,789	\$373,984	\$2,000	\$375,984
Fixed Assets					
Equipment	\$0	\$53	\$73,000	\$0	\$73,000
Other Financing Uses	\$632,475	\$0	\$0	\$0	\$0
Equity	\$0	\$0	\$0	\$0	\$0
Intrafund	\$0	\$0	\$0	\$0	\$0
Contingencies	\$0	\$0	\$0	\$0	\$0
Gross Costs	\$4,007,842	\$3,534,915	\$4,219,167	\$29,112	\$4,248,279
Retained Earnings	\$607,241	(\$730,665)	\$425,110	\$29,112	\$454,222
Net County Cost	\$0	\$0	\$0	\$0	\$0

PROGRAM DISCUSSION

At the proposed level of funding, the Department will continue to provide the following services: Help Desk & Desktop Support Services, Financial Applications, E-Mail Hosting Services, Local Area and Wide Area Network Support, Information Security, County Website, and Web Application Development & Support.

Fiscal Year 2013-2014 is comprised of charges to departments in the amount of \$3,331,304, project/other revenue in the amount of \$462,753, and use of departmental retained earnings in the amount of \$425,110. A portion of the retained earnings being used is from the Human Resource

Management System (HRMS) Project fund in the amount of \$65,110. The HRMS retained earnings will be used for staff training, software, hardware, and a portion of upgrade costs.

In order to assist County departments in achieving their Fiscal Year 2010-2011, 2011-2012, and 2012-2013 budget reduction targets, SBT reduced charges to departments by more than 21.5% and reduced expenditures by approximately 12% beginning in Fiscal Year 2009-2010. SBT will continue to rely on the use of retained earnings in Fiscal Year 2013-2014 to keep charges to departments manageable and without any significant increase. The salaries are based on a 6% reduction in salary.

Since Fiscal Year 2011-2012, the Manager IV for the Telecommunication and Infrastructure teams position remains vacant. The tasks of the Manager IV role will continue to be handled by the Director of SBT and management team in Fiscal Year 2013-2014. This position is not budgeted in this proposed budget, however the position is an integral part of the Department structure and is needed to provide operations oversight. It will be necessary to fill this position in the near future.

Collaboration continues to be vital; SBT has secured a second year of contracts to provide services for the Modesto Regional Fire Agency. The Department will provide services and support for desktop, mobile devices, connectivity, email, internet, database, applications, and servers.

In Fiscal Year 2012-2013, there was a critical need to provide additional support and report generation needs for the County's Oracle Financial Management System (FMS). SBT, in partnership with the Health Services Agency, was able to add one unfunded position (Application Specialist III) back as a funded position. In Fiscal Year 2013-2014, the two departments will share the funding of this position, and in Budget Year 2014-2015 SBT budget will fund this position 100%.

County business processes have become ever more dependent upon information technology systems. Every information technology system should have some process for data recovery from a critical failure as part of a Business Continuity Plan. SBT will continue to support the Business Continuity Strategy, focusing on the need to ensure minimal disruption of service delivery for critical systems. In Fiscal Year 2013-2014, SBT and other County departments will review and modify as needed the County's Business Technology Strategy that was developed in July 2007.

In Fiscal Year 2012-2013, partnering with Chief Executive Office - Capital Projects, Stanislaus Regional 911, and Office of Emergency Services, SBT completed the new SBT Data Center project on May 12, 2013. This new state of the art data center is equipped with a fire suppression system; a new heating, ventilation, and air conditioning (HVAC) system; an environmental monitoring system; an expansion of the County's fiber channel storage system; a sizeable uninterrupted power supply (UPS); and a twin-packed backup/stand-by generator. The SBT Data Center provides greater business continuity of mission critical systems and data, improves the County's ability to recover from a disaster, allows for continued growth and use of technology resources, makes daily operations more efficient, and reduces the risk of lost data or County staff time. In addition, the backup/stand-by generator will provide redundant backup for Stanislaus Regional 911 (SR 911), and SR 911 will also leverage the fire suppression system.

A key element of the Business Continuity Strategy includes replacement of older server or infrastructure equipment with newer, more reliable technology. In addition to the completion of the SBT Data Center in Fiscal Year 2012-2013, SBT completed planned infrastructure improvements/upgrades on mission critical County core network systems. SBT replaced the aged and no longer supported County core WAN services switch. Because of new technology offerings, SBT was able to significantly upgrade the County Internet services that tripled the speed from 30 megabytes per second (Mbps) to 90 Mbps while keeping the costs at the same level. Also in Fiscal Year 2012-2013, SBT increased data connectivity services by upgrading two Customized Switched Metro Ethernet (CSME) connections from 100 Mbps to one (1) Gigabyte per second (Gbps) and adding a new CSME Gbps connection. These improvements are essential to ensure reliability and availability of services for data, voice, and internet to our customers. SBT will continue to focus on replacement of mission critical County core network equipment and applications in Fiscal Year 2013-2014, with the replacement of additional network switches and will be conducting a Request for Proposal for an alternate web filtering solution.

The County currently uses the GroupWise email environment by Novell. It is important that the County continues its efforts to research emerging technologies, including cloud computing, management of

mobile devices, and new program offerings. The County has researched an alternative email system several times over the past couple of years and it was determined to stay on the current email platforms for now and take another look at email alternatives in Fiscal Year 2013-2014. Conversion to one email system as an organization will require one-time startup funds to manage a successful deployment. SBT wants to ensure that the County is well positioned to fund a potential transition in the next couple of years. SBT intends to reserve fund balance in the amount of \$225,000 for the future replacement of the existing email platform for SBT supported email customers, or use the funds for other enterprise hardware/software needs.

SBT continues to focus on finding ways to be more efficient. Staff will continue to research and leverage, when appropriate, the use of less expensive applications and Open Source tools and technologies to offset the rising cost of packaged solutions. Complete testing of less expensive products is important to ensure that additional costs in County staff time or hardware are not required to manage or house a less expensive application. The Department will continue to cross train staff to provide a tiered level of support for all applications. SBT will leverage remote access to cut down on travel cost and cut down the time it takes to resolve an issue and assist the customer by an on-site visit.

Both the Oracle Financials (FMS) and Human Resource Management System (HRMS) were last upgraded in October 2011; since the upgrade, new features and functionality have been implemented. County employees are able to utilize self-service during open enrollment for benefits. Work flow functionality has been implemented in HRMS improving notification capability. Employees are electronically notified to review and acknowledge County policies. FMS is leveraging electronic payments to banks, sub-ledger accounting, and features in XML Publisher allowing for report creation in Excel and PDF formats.

Oracle has major upgrade releases every three years for both applications. During Fiscal Year 2013-2014, the PeopleSoft/FMS Steering Committee will focus on planning and strategies for the next major upgrade for both applications. Part of the planning will include identification of additional features to implement, as well as, training and hardware requirements. The steering committee intends to use the \$65,110 in fund balance to cover training, software, hardware, and a portion of upgrade costs.

STAFFING RECOMMENDATIONS

Adopted Proposed Budget

Total current authorized positions— 22

There are no recommended changes to the current level of staffing.

Total recommended authorized positions— 22

Final Budget

There are no recommended changes to the current level of staffing.

BUDGET RECOMMENDATIONS

Adopted Proposed Budget

It is recommended that a budget of \$4,219,167 be approved for Strategic Business Technology. This budget is funded from \$3,794,057 in estimated department revenue and \$425,110 in departmental fund balance.

Final Budget

The Department is requesting an increase in appropriations of \$29,112 for the restoration of the 1% salary deduction and technical training courses for staff. This increase is funded by departmental retained earnings.

STANISLAUS COUNTY, CALIFORNIA
Fiscal Year 2013-2014
FISCAL GENERAL SERVICES
Other General



STRATEGIC BUSINESS TECHNOLOGY—TELECOMMUNICATIONS

Budget Unit 5011 0048200
Internal Service Fund

SERVICES PROVIDED

Strategic Business Technology (SBT) Telecommunications serves as the primary support team for the County-wide Voice over Internet Protocol (VoIP) and NEC Private Branch Exchange (PBX's) telecommunication systems. SBT Telecommunications will continue in its capacity as the lead County agency in the implementation of VoIP telephony systems. Directly and indirectly, SBT Telecommunications Division provides technical and customer assistance to all County departments for their telecommunications and data infrastructure lines.

Telecommunications trained technicians maintain the primary VoIP telephony system and all of the PBX telecommunication systems owned by the County. Technology staff works closely with each customer when moves, adds, changes, and deletions are needed for the VoIP, PBX, and even Centrex Services. In addition, SBT Telecommunications provides assistance to the Chief Executive Office Capital Projects Division and other departments who need assistance in the planning and implementation of telecommunication and data infrastructure project plans and build outs.

CASH/FUND BALANCE

As of July 1, 2013, this fund has a positive retained earnings balance of \$842,890 compared to the July 1, 2012 positive balance of \$846,663. The decrease is due to the use of retained earnings in Fiscal Year 2012-2013 to fund Voice over Internet Protocol (VoIP) projects and major telecommunication system and network infrastructure upgrades. The retained earnings includes \$150,000 designated for capital acquisition of equipment necessary to upgrade core infrastructure at Tenth Street Place, and \$233,709 reserved for critical infrastructure improvements for the SBT Data Center and critical upgrades to the County's core VoIP telephony system. Cash is tracking similar to retained earnings.

S.B.T. - Telecommunications					
Classification	2011-2012 Actual	2012-2013 Actual	2013-2014 Adopted Proposed	2013-2014 Recommended Adjustments	2013-2014 Recommended Final Budget
Taxes	\$0	\$0	\$0	\$0	\$0
Licenses, Permits, Franchises	\$0	\$0	\$0	\$0	\$0
Fines, Forfeitures, Penalties	\$0	\$0	\$0	\$0	\$0
Revenue from use of Assets	\$0	\$0	\$0	\$0	\$0
Intergovernmental Revenue	\$9,047	\$9,098	\$9,556	\$0	\$9,556
Charges for Service	\$810,775	\$787,451	\$749,832	\$0	\$749,832
Miscellaneous Revenue	\$0	\$0	\$0	\$0	\$0
Other Financing Sources	\$0	\$0	\$0	\$0	\$0
Total Revenue	\$819,822	\$796,549	\$759,388	\$0	\$759,388
Salaries and Benefits	\$242,330	\$248,836	\$266,410	\$2,347	\$268,757
Services and Supplies	\$331,556	\$374,760	\$459,128	\$0	\$459,128
Other Charges	\$181,484	\$174,782	\$197,828	\$0	\$197,828
Fixed Assets					
Equipment	\$0	\$1,944	\$60,000	\$0	\$60,000
Other Financing Uses	\$72,351	\$0	\$0	\$0	\$0
Equity	\$0	\$0	\$0	\$0	\$0
Intrafund	\$0	\$0	\$0	\$0	\$0
Contingencies	\$0	\$0	\$0	\$0	\$0
Gross Costs	\$827,721	\$800,322	\$983,366	\$2,347	\$985,713
Retained Earnings	\$7,899	\$3,773	\$223,978	\$2,347	\$226,325
Net County Cost	\$0	\$0	\$0	\$0	\$0

PROGRAM DISCUSSION

At the proposed level of funding, the Department will continue to provide technical and customer assistance to all County departments for their VoIP telephony systems, PBX landline telecommunications, and data infrastructure lines.

In achieving the Fiscal Year 2010-2011, 2011-2012, and 2012-2013 budget reduction targets, SBT Telecommunication had reduced monthly telecommunication flat rate charges to departments by over 35% and reduced expenditures by approximately 20%. It has been noted every year since the flat rate reductions that these rates were not sustainable. Therefore, for Fiscal Year 2013-2014, SBT Telecommunications will need to increase the monthly telecommunication flat rates by 5% from Fiscal Year 2012-2013. The Department will need to increase the monthly telecommunication flat rates over the next several years and use a portion of retained earnings to balance the operational budget. In comparison, an increase in the monthly telecommunication flat rate increase by 5% each year for the next three years (see table below) would still result in monthly telecommunication flat rates that are less than what they were in Fiscal Year 2009-2010. Proposed VoIP rates would still be ~25% lower in Budget Year 2015-2016 than they were in Fiscal Year 2009-2010.

Telecom Service	FY 2009-2010	FY 2010-2011	FY 2011-2012	FY 2012-2013	FY 2013-2014	Projected FY 2014-2015	Projected FY 2015-2016
PBX/line/month	\$28.55	\$26.84	\$24.09	\$24.09	\$25.29	\$26.56	\$27.89
Centrex/line/month	\$2.82	\$2.73	\$2.43	\$2.43	\$2.55	\$2.68	\$2.81
VoIP 1-Line	\$23.12	\$16.65	\$14.96	\$14.96	\$15.71	\$16.49	\$17.32
VoIP 2-Line	\$27.97	\$20.14	\$18.08	\$18.08	\$18.98	\$19.93	\$20.93
2-Line WiFi VoIP	\$27.97	\$20.14	\$18.08	\$18.08	\$18.98	\$19.93	\$20.93
VoIP 6-Line	\$33.31	\$23.98	\$21.55	\$21.55	\$22.63	\$23.76	\$24.95
Telecom Overhead Charge	\$2.82	\$2.73	\$2.43	\$2.43	\$2.55	\$2.68	\$2.81
Fax on VoIP	\$15.96	\$11.44	\$10.35	\$10.35	\$10.87	\$11.41	\$11.98
IPCC	\$0.00	\$4.10	\$3.70	\$3.70	\$3.89	\$4.08	\$4.28
FJC 2-Line VoIP	\$0.00	\$11.30	\$10.15	\$10.15	\$10.66	\$11.19	\$11.75
FJC 6-Line VoIP	\$0.00	\$14.53	\$13.05	\$13.05	\$13.70	\$14.39	\$15.11
HSA VoIP	\$0.00	\$0.00	\$0.00	\$1.36	\$1.48	\$1.55	\$1.63

Please note that actual monthly telecommunication flat rates beyond Fiscal Year 2013-2014 may be subject to change depending on actual operational costs.

In Fiscal Year 2013-2014, SBT Telecommunications will use \$223,978 in retained earnings. \$128,197 of retained earnings will be used to fund new VoIP deployments and infrastructure improvements at Tenth Street Place. The remaining amount of \$95,781 will be used to balance the operations budget. In the next few years, SBT Telecommunications budget will use a moderate increase to the monthly telecommunication flat rates and retained earnings to balance the budget.

In Fiscal Year 2012-2013, SBT Telecommunications completed major upgrades to the VoIP telephony and Asterisks voicemail systems. In addition, SBT Telecommunications partnered with the Health Services Agency and Behavioral Health and Recovery Services in the departments' conversions to VoIP. These two departments' phased VoIP deployments will continue into Fiscal Year 2013-2014. At the close of Fiscal Year 2012-2013, the total number of County customers on the new VoIP telephony system is almost 2,300.

In the past few years, SBT Telecommunications has made significant reductions in the legacy PBX system infrastructure with estimated annual reduction in expenditures to an outside vendor. SBT Telecommunications will continue to work diligently to maintain reduced expenditures as appropriate. It should be noted that the CalNet2 contract for telecommunications will be renegotiated by the State of California with the vendor prior to the contract expiration in December 2013. Although changes in operational costs are unknown at this time, SBT Telecommunications will assess at mid-year any expenditure impacts that may be caused by the new contract (CalNet3). If costs are higher than CalNet2, SBT Telecommunications would use retained earnings to cover the increase in expenditures.

SBT Telecommunications continues to use an open source voicemail system, which has saved considerable expense in both one-time licensing costs and annual software renewals for the VoIP telephony system. The features of the new voicemail system were also flexible enough to provide service to County PBX customers that had voicemail boxes on the County's old voicemail system.

SBT Telecommunications began deploying the newer VoIP telephony system in 2006. In Fiscal Year 2013-2014, SBT Telecommunications will begin implementing major system upgrades to the network infrastructure at Tenth Street Place to allow the facility to be ready for a VoIP telephony system. The upgrades will include replacement and reconfiguration of several of the network switches that were installed almost ten years ago. SBT Telecommunications will use a portion of retained earnings to make these major system upgrades and to continue with deployment of additional VoIP projects and offset operational expenses. The Department's priority will continue to focus on the conversion of County departments to the VoIP telephony system and the consolidation and reduction of the aging PBX systems.

STAFFING RECOMMENDATIONS

Adopted Proposed Budget

Total current authorized positions— 2

There are no recommended changes to the current level of staffing.

Total recommended authorized positions— 2

Final Budget

There are no recommended changes to the current level of staffing.

BUDGET RECOMMENDATIONS

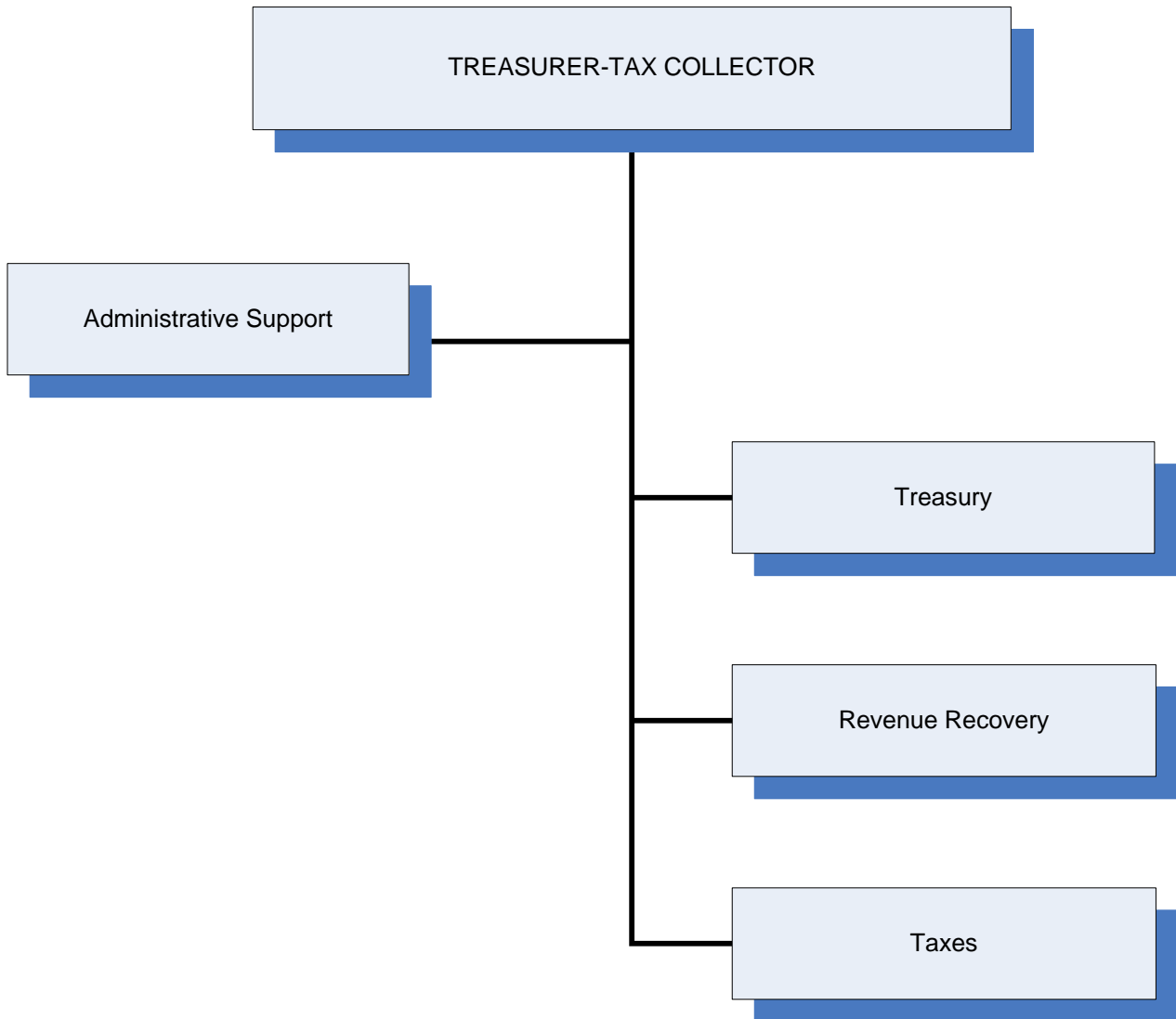
Adopted Proposed Budget

It is recommended that a budget of \$983,366 be approved for Strategic Business Technology - Telecommunications. This budget is funded from \$759,388 in estimated department revenue and \$223,978 in departmental retained earnings.

Final Budget

The Department is requesting an increase in appropriations of \$2,347 for the restoration of the 1% salary deduction, to be funded by departmental retained earnings.

STANISLAUS COUNTY
TREASURER-TAX COLLECTOR



Revised March 2012



TREASURER—TAX COLLECTOR
Gordon Ford, Treasurer and
Tax Collector

BUDGET AT A GLANCE	
Gross Costs	\$3,363,044
Total Revenue	\$1,941,586
Fund Balance/Retained Earnings	\$0
Net County Cost	\$1,421,458
Total Recommended Staffing	31
% Funded by Local Discretionary Funds	42.3%

MISSION STATEMENT

To serve the citizens of Stanislaus County by collecting property tax and other revenues to help a variety of public agencies meet their financial goals.

ACCOMPLISHMENTS AND OBJECTIVES

The Department is improving operations through use of technology. The Accomplishments of 2012-2013 and Objectives for the 2013-2014 Fiscal Year for the Treasurer-Tax Collector include:

FISCAL YEAR 2012-2013 ACCOMPLISHMENTS	FISCAL YEAR 2013-2014 OBJECTIVES
<ul style="list-style-type: none"> ◆ Improved customer service through cross training and rotation which allowed staff to assist in any division of the Department. ◆ Increased use of technology including the purchase of a high volume check scanner for remittance processing of Revenue Recovery payments. ◆ Increased efficiency and accessibility by converting paper-based information to electronic format through document imaging. 	<ul style="list-style-type: none"> ◆ Improve cash flow analysis to manage timing of payments for capital projects such as the jail expansion and adjust for State deferments. ◆ Increase direct contact with delinquent customers through field visits, enhanced collections including bank account seizures. ◆ Improve functionality of current database by reorganizing the data fields and standardizing input to increase efficiency in collections.

BUDGETS WITHIN THE TREASURER—TAX COLLECTOR INCLUDE:

- ◆ Admin/Taxes
- ◆ Revenue Recovery
- ◆ Treasury Division

STANISLAUS COUNTY, CALIFORNIA
Fiscal Year 2013-2014



FISCAL GENERAL SERVICES
Finance

TREASURER—ADMIN/TAXES

Budget Unit 0100 0030001
 General Fund

SERVICES PROVIDED

The Treasurer-Tax Collector Division collects secured and unsecured property taxes along with other revenues to help a variety of public agencies meet their financial goals. The Department also issues business licenses, firearm dealer's licenses, dance hall permits, scrap metal dealer licenses, and various other permits.

Treasurer - Admin/Taxes					
Classification	2011-2012 Actual	2012-2013 Actual	2013-2014 Adopted Proposed	2013-2014 Recommended Adjustments	2013-2014 Recommended Final Budget
Taxes	\$0	\$0	\$0	\$0	\$0
Licenses, Permits, Franchises	\$63,753	\$68,850	\$70,000	\$0	\$70,000
Fines, Forfeitures, Penalties	\$54,490	\$45,920	\$65,000	\$0	\$65,000
Revenue from use of Assets	\$3,029	\$15,714	\$5,500	\$0	\$5,500
Intergovernmental Revenue	\$0	\$0	\$0	\$0	\$0
Charges for Service	\$402,056	\$301,256	\$317,500	\$0	\$317,500
Miscellaneous Revenue	\$36,578	\$33,878	\$38,631	\$0	\$38,631
Other Financing Sources	\$0	\$0	\$0	\$0	\$0
Total Revenue	\$559,906	\$465,618	\$496,631	\$0	\$496,631
Salaries and Benefits	\$863,365	\$974,354	\$989,297	\$30,000	\$1,019,297
Services and Supplies	\$178,929	\$194,129	\$335,550	\$453,264	\$788,814
Other Charges	\$101,344	\$114,289	\$124,478	\$0	\$124,478
Fixed Assets					
Equipment	\$0	\$0	(\$150,000)	\$150,000	\$0
Other Financing Uses	\$27,053	\$0	\$0	\$0	\$0
Equity	\$0	\$0	\$0	\$0	\$0
Intrafund	(\$51,315)	\$19,669	(\$14,500)	\$0	(\$14,500)
Contingencies	\$0	\$0	\$0	\$0	\$0
Gross Costs	\$1,119,376	\$1,302,441	\$1,284,825	\$633,264	\$1,918,089
Fund Balance	\$0	\$0	\$0	\$0	\$0
Net County Cost	\$559,470	\$836,823	\$788,194	\$633,264	\$1,421,458

PROGRAM DISCUSSION

At the proposed level of funding, the Department can maintain the Megabyte Tax System and processing of tax payments. Service will be maintained at the same level as Fiscal Year 2012-2013.

In Fiscal Year 2012-2013, the Department had net county cost carryover savings of \$667,784 earned in prior fiscal years. Approximately \$63,000 of carryover savings will be used to balance the 2013-2014 budget. Due to the loss of revenue from the Property Tax Administration Fee (PTAF) and other adjustments, the Department anticipates a deficit of \$150,000 per year. The Department's carryover savings will allow the Department to operate at the current level for three to four more years.

STAFFING RECOMMENDATIONS

Adopted Proposed Budget

Total current authorized positions— 11

There are no recommended changes to the current level of staffing.

Total recommended authorized positions— 11

Final Budget

There are no recommended changes to the current level of staffing.

BUDGET RECOMMENDATIONS

Adopted Proposed Budget

It is recommended that a budget of \$1,284,825 be approved for the Treasurer – Admin/Taxes budget. This budget is funded from \$496,631 in estimated department revenue, and a \$788,194 contribution from the General Fund. The Department anticipates the need of approximately \$63,000 of prior year General Fund net county cost savings to fully fund the projected 2013-2014 budget. The total General Fund net county cost savings will be included in the Final Budget.

Final Budget

Departments that achieved savings in appropriations are able to carry forward 100% of their unused net county cost savings from prior fiscal years and 75% of their 2012-2013 net county cost savings. The Department is requesting an increase in appropriations of \$633,264 to reflect the carry forward of net county cost savings earned in prior fiscal years.

The Department is planning to use approximately \$150,000 in the 2013-2014 Fiscal Year for computer hardware/software upgrades and the replacement of outdated equipment. An additional \$150,000 is anticipated to be used to balance the budget due to the loss in revenue associated with the Property Tax Administration Fee (PTAF) changes. The remaining balance will be set aside to address future exposures. This increase is recommended to be funded from General Fund fund balance.

STANISLAUS COUNTY, CALIFORNIA
Fiscal Year 2013-2014
FISCAL GENERAL SERVICES
Finance



TREASURER—REVENUE RECOVERY

Budget Unit 0100 0030002
 General Fund

SERVICES PROVIDED

The Revenue Recovery Division provides a centralized collection, billing and debt resolution service to all County departments and interagency participants. The division utilizes well-qualified, knowledgeable staff to collect on outstanding debts using professional collection and billing services for the resolution of debts owed to the County and other partnering agencies. The Revenue Recovery clients consist of over 20 County departments, five City Agencies and the Courts.

There are four major collection programs within the Revenue Recovery Division consisting of the Courts, Health Services Agency, Unsecured Tax and Other Miscellaneous Department collections.

Treasurer - Revenue Recovery					
Classification	2011-2012 Actual	2012-2013 Actual	2013-2014 Adopted Proposed	2013-2014 Recommended Adjustments	2013-2014 Recommended Final Budget
Taxes	\$0	\$0	\$0	\$0	\$0
Licenses, Permits, Franchises	\$0	\$0	\$0	\$0	\$0
Fines, Forfeitures, Penalties	\$30,920	\$33,609	\$32,000	\$0	\$32,000
Revenue from use of Assets	\$17,060	\$887	\$1,000	\$0	\$1,000
Intergovernmental Revenue	\$11,451	\$10,184	\$13,500	\$0	\$13,500
Charges for Service	\$801,393	\$782,473	\$839,800	\$0	\$839,800
Miscellaneous Revenue	\$1,968	\$8,645	\$2,235	\$0	\$2,235
Other Financing Sources	\$0	\$0	\$0	\$0	\$0
Total Revenue	\$862,792	\$835,798	\$888,535	\$0	\$888,535
Salaries and Benefits	\$988,731	\$1,048,153	\$1,119,785	\$0	\$1,119,785
Services and Supplies	\$148,349	\$120,909	\$237,286	\$0	\$237,286
Other Charges	\$85,220	\$136,073	\$121,464	\$0	\$121,464
Fixed Assets					
Equipment	\$0	\$0	\$8,000	\$0	\$8,000
Other Financing Uses	\$27,782	\$0	\$0	\$0	\$0
Equity	\$0	\$0	\$0	\$0	\$0
Intrafund	(\$559,185)	(\$602,808)	(\$598,000)	\$0	(\$598,000)
Contingencies	\$0	\$0	\$0	\$0	\$0
Gross Costs	\$690,897	\$702,327	\$888,535	\$0	\$888,535
Fund Balance	\$0	\$0	\$0	\$0	\$0
Net County Cost	(\$171,895)	(\$133,471)	\$0	\$0	\$0

PROGRAM DISCUSSION

At the proposed level of funding, the Department will be able to maintain core services. The Revenue Recovery Division has experienced a decrease in revenue in Fiscal Year 2012-2013, however, the Department will continue to streamline the collection process to improve customer service and to maintain or increase revenue. More emphasis will be placed on direct contact with delinquent customers through field visits and the legal collections process including bank seizures and wage garnishments.

The State of California requires the County to maintain activities as listed in Penal Code 1463.007 to continue collection for the Court system. The Treasurer-Revenue Recovery Division meets the following categories:

- ◆ Telephone contact with delinquent debtors to apprise them of their failure to meet payment obligations;
- ◆ Issuance of warning letters to advise delinquent debtors of an outstanding obligation;
- ◆ Access to Employment Development Department employment and wage information;
- ◆ The generation of monthly delinquent reports;
- ◆ Participation in the Franchise Tax Board's tax intercept program;
- ◆ The use of wage and bank account garnishments and issuance of abstracts;
- ◆ The imposition of liens on real property and proceeds from the sale of real property held by a title company, lien releases, and title searches;
- ◆ The filing of objections to the inclusion of outstanding fines and forfeitures in bankruptcy proceedings;
- ◆ Coordination with the Probation Department to locate debtors who may be on formal or informal probation;
- ◆ The capability to accept credit cards;
- ◆ The use of Department of Motor Vehicle information to locate delinquent debtors;
- ◆ The use of skip tracing resources or services to locate delinquent debtors and; and
- ◆ Participation in the Franchise Tax Board's Court-Ordered Debt Collections Program.

STAFFING RECOMMENDATIONS

Adopted Proposed Budget

Total current authorized positions— 16

There are no recommended changes to the current level of staffing.

Total recommended authorized positions— 16

Final Budget

There are no recommended changes to the current level of staffing.

BUDGET RECOMMENDATIONS

Adopted Proposed Budget

It is recommended that a budget of \$888,535 be approved for the Treasurer – Revenue Recovery budget. This budget is funded from \$888,535 in estimated department revenue.

Final Budget

There are no recommended changes in funding to this budget.

STANISLAUS COUNTY, CALIFORNIA
Fiscal Year 2013-2014



FISCAL GENERAL SERVICES
Finance

TREASURER—TREASURY DIVISION

Budget Unit 0100 0030004
 General Fund

SERVICES PROVIDED

The Treasury Division takes in deposits from all County departments and agencies, ensures that all checks issued by County departments and agencies have been paid correctly by the bank, works with County departments to process credit card payments, handles Modesto City Schools cafeteria deposits, ensures that there are adequate funds available to cover liquidity needs and invests temporarily idle cash, handles forged warrant claims from departments and recovers the money, maintains tobacco endowment funds, receives absent heir funds and processes claims, and provides copies of warrants and checks to departments.

Treasurer - Treasury					
Classification	2011-2012 Actual	2012-2013 Actual	2013-2014 Adopted Proposed	2013-2014 Recommended Adjustments	2013-2014 Recommended Final Budget
Taxes	\$0	\$0	\$0	\$0	\$0
Licenses, Permits, Franchises	\$0	\$0	\$0	\$0	\$0
Fines, Forfeitures, Penalties	\$0	\$0	\$0	\$0	\$0
Revenue from use of Assets	\$494,983	\$492,623	\$555,420	\$0	\$555,420
Intergovernmental Revenue	\$0	\$0	\$0	\$0	\$0
Charges for Service	\$0	\$0	\$0	\$0	\$0
Miscellaneous Revenue	\$35	\$27	\$1,000	\$0	\$1,000
Other Financing Sources	\$9,265	\$9,390	\$0	\$0	\$0
Total Revenue	\$504,283	\$502,040	\$556,420	\$0	\$556,420
Salaries and Benefits	\$260,725	\$272,382	\$280,286	\$0	\$280,286
Services and Supplies	\$79,420	\$72,644	\$129,500	\$0	\$129,500
Other Charges	\$31,126	\$32,715	\$31,634	\$0	\$31,634
Fixed Assets	\$0	\$0	\$0	\$0	\$0
Other Financing Uses	\$8,734	\$0	\$0	\$0	\$0
Equity	\$0	\$0	\$0	\$0	\$0
Intrafund	\$115,000	\$115,000	\$115,000	\$0	\$115,000
Contingencies	\$0	\$0	\$0	\$0	\$0
Gross Costs	\$495,005	\$492,741	\$556,420	\$0	\$556,420
Fund Balance	\$0	\$0	\$0	\$0	\$0
Net County Cost	(\$9,278)	(\$9,299)	\$0	\$0	\$0

PROGRAM DISCUSSION

At the proposed level of funding, the Department can maintain receipts and disbursements pursuant to Government Code 27000; however, will have limited ability to assist other departments in Bond Issues and E-Payment reconciliation. The Department also anticipates a delayed response time in preparation of reports as well as less critical requests for information.

STAFFING RECOMMENDATIONS

Adopted Proposed Budget

Total current authorized positions— 4

There are no recommended changes to the current level of staffing.

Total recommended authorized positions— 4

Final Budget

There are no recommended changes to the current level of staffing.

BUDGET RECOMMENDATIONS

Adopted Proposed Budget

It is recommended that a budget of \$556,420 be approved for the Treasurer – Treasury budget. This budget is funded from \$556,420 in estimated department revenue.

Final Budget

There are no recommended changes in funding to this budget.



Staffing Reports

Allocation List—Three Year Comparison
Department Position Allocation Report
Unfunded Vacant Positions

STANISLAUS COUNTY STAFFING SUMMARY

Allocation List - Three Year Comparison

Department	Final Budget 2011-2012	Final Budget 2012-2013	Final Budget 2013-2014
Agricultural Commissioner	36	35	35
Alliance WorkNet	81	82	90
Animal Services	30	30	30
Area Agency on Aging	13	13	12
Assessor	57	58	54
Auditor Controller	33	36	35
Behavioral Health & Recovery Services (BHRS)	212	223	227
BHRS - Alcohol & Drug Program	17	19	22
BHRS - Managed Care	8	8	8
BHRS - Mental Health Services Act	72	72	78
BHRS - Public Guardian	9	9	9
BHRS - Stanislaus Recovery Center	23	21	27
Board of Supervisors	10	9	9
Chief Executive Office - County Fire Service Fund	2	1	1
Chief Executive Office - Office of Emergency Serv/Fire Warden	4	5	5
Chief Executive Office - Operations and Services	34	39	40
Chief Executive Office - Risk Management Division	10	10	11
Child Support Services	165	159	162
Childrens & Families Commission	7	5	5
Clerk-Recorder - Elections Division	12	12	13
Clerk-Recorder - Recorder Division	32	32	32
Community Services Agency - Service & Support*	883	945	1,016
Cooperative Extension	3	3	3
County Counsel	15	14	14
District Attorney - Automobile Insurance Fraud Prosecution	2	2	2
District Attorney - Criminal Division	105	104	114
District Attorney - Impaired Driver Vert Pros Program	0	2	2
District Attorney - Real Estate Fraud Prosecution	2	2	2
District Attorney - Unserved/Underserved Victims Ad & Outreach	1	1	1
District Attorney - Vertical Prosecution Block Grant	3	3	0
District Attorney - Victims Compensation & Govt Claims	1	1	1
District Attorney - Victim Services Program	6	6	6
Environmental Resources	66	66	67
Environmental Resources - Landfill	14	15	14
General Services Agency - Administration	5	5	5
General Services Agency - Central Services	6	10	10
General Services Agency - Facilities Maintenance	30	31	31
General Services Agency - Fleet Services	8	10	10
General Services Agency - Purchasing	4	0	0
Health Services Agency - Administration	83	83	84
Health Services Agency - Clinics & Ancillary Services	196	199	206
Health Services Agency - Indigent Health Care*	34	34	10
Health Services Agency - Public Health	158	161	168
Law Library	2	2	2

STANISLAUS COUNTY STAFFING SUMMARY

Allocation List - Three Year Comparison

Department	Final Budget 2011-2012	Final Budget 2012-2013	Final Budget 2013-2014
Library	69	70	71
Local Agency Formation Commission	3	3	3
Parks & Recreation	20	20	20
Planning	16	16	16
Planning - Building Permits	13	13	14
Probation - Administration	17	18	18
Probation - Community Corrections Partnership	0	0	31
Probation - Field Services	110	137	106
Probation - Institutional Services	87	87	59
Probation - Juvenile Commitment Facility	0	0	32
Probation - Juvenile Justice Crime Prevention Act	9	11	11
Probation - Youthful Offender Block Grant	1	1	1
Public Defender	37	37	37
Public Works - Administration	11	11	10
Public Works - Engineering	27	27	28
Public Works - Local Transit System	3	3	4
Public Works - Morgan Shop	8	8	8
Public Works - Road & Bridge	57	57	57
Retirement	12	13	13
Sheriff Administration	24	30	33
Sheriff Cal ID Program	1	1	1
Sheriff CAL-MMET	0	3	3
Sheriff Contract Cities	64	65	63
Sheriff Court Security	34	39	39
Sheriff Detention	244	290	286
Sheriff Inmate Welfare	3	3	3
Sheriff Operations	132	147	163
Sheriff Vehicle Theft Unit	1	1	1
Stanislaus Regional 911	53	53	57
Strategic Business Technology	20	21	22
Strategic Business Tech - Telecommunications	2	2	2
Treasurer - Revenue Recovery	16	16	16
Treasurer - Tax Collector	11	11	11
Treasurer -Treasury	4	4	4
Veteran's Services	4	4	4
Total Staffing	3,607	3,799	3,920

* Effective January 11, 2014, 13 positions will be transferred from HSA-IHCP to CSA due to the transition of the Indigent Health population.

**STANISLAUS COUNTY
DEPARTMENT POSITION ALLOCATION REPORT**

As of September 21, 2013

The salaries listed do not reflect the 5% salary deduction implemented for all classifications.

STEP 1	STEP 2	STEP 3	STEP 4	STEP 5
MIN	---	MID	---	MAX
---	---	FLAT	---	---

AGING & VETERANS SERVICES

AREA AGENCY ON AGING

1	Dir Area Agency On Aging	43.94	---	54.92	---	65.90
2	Manager II	27.45	---	34.31	---	41.17
1	Manager I	24.45	---	30.56	---	36.67
1	Confidential Assistant III	17.23	---	21.54	---	25.85
1	Staff Serv Coordinator	29.20	30.66	32.19	33.80	35.49
1	Social Worker IV	26.34	27.66	29.04	30.49	32.01
1	Social Worker III	23.58	24.76	26.00	27.30	28.67
1	Social Worker II	20.93	21.98	23.08	24.23	25.44
1	Staff Serv Tech	19.05	20.00	21.00	22.05	23.15
1	Account Clerk III	17.30	18.17	19.08	20.03	21.03
1	Community Health Work III	17.12	17.98	18.88	19.82	20.81
<hr/>						
12	* BUDGET UNIT TOTAL *					

VETERANS' SERVICES

1	Manager I	24.45	---	30.56	---	36.67
2	Veterans Serv Rep	19.54	20.52	21.55	22.63	23.76
1	Admin Clerk III	16.58	17.41	18.28	19.19	20.15
<hr/>						
4	* BUDGET UNIT TOTAL *					

16 **** DEPARTMENT TOTAL ****

AGRICULTURAL COMMISSIONER

AGRICULTURAL COMMISSIONER

1	County Agri Comm & Sealer	43.94	---	54.92	---	65.90
1	Asst Ag Commissioner	35.08	---	43.85	---	52.62
4	Deputy Ag Com/Sealer	27.45	---	34.31	---	41.17
1	Confidential Assistant IV	20.70	---	25.87	---	31.04
1	Confidential Assistant II	15.29	---	19.11	---	22.93
1	Systems Engineer II	33.23	34.89	36.63	38.46	40.38
20	Ag/Weights&Meas Insp III	24.42	25.64	26.92	28.27	29.68
4	Agricultural Assistant II	16.53	17.36	18.23	19.14	20.10
2	Account Clerk II	15.31	16.08	16.88	17.72	18.61
<hr/>						
35	* BUDGET UNIT TOTAL *					

35 **** DEPARTMENT TOTAL ****

ALLIANCE WORKNET

ALLIANCE WORKNET

1	Alliance Worknet Director	43.94	---	54.92	---	65.90
4	Manager III	31.03	---	38.79	---	46.55
1	Confidential Assistant III	17.23	---	21.54	---	25.85
1	Confidential Assistant II	15.29	---	19.11	---	22.93

The salaries listed do not reflect the 5% salary deduction implemented for all classifications.

STANISLAUS COUNTY
DEPARTMENT POSITION ALLOCATION REPORT
As of September 21, 2013

STEP 1	STEP 2	STEP 3	STEP 4	STEP 5
MIN	---	MID	---	MAX
---	---	FLAT	---	---

ALLIANCE WORKNET (Continued)

ALLIANCE WORKNET (Continued)

1	Sr Systems Engineer	38.45	40.37	42.39	44.51	46.74
1	Systems Engineer II	33.23	34.89	36.63	38.46	40.38
1	Software Developer/Analyst III	33.23	34.89	36.63	38.46	40.38
1	Staff Serv Coordinator	29.20	30.66	32.19	33.80	35.49
1	Software Developer II	28.72	30.16	31.67	33.25	34.91
1	Accountant III	28.48	29.90	31.40	32.97	34.62
6	Family Services Supervisor	26.05	27.35	28.72	30.16	31.67
1	Application Specialist II	24.37	25.59	26.87	28.21	29.62
5	Staff Serv Analyst	24.05	25.25	26.51	27.84	29.23
3	Family Services Specialist IV	22.18	23.29	24.45	25.67	26.95
1	Accountant I	20.27	21.28	22.34	23.46	24.63
49	Family Services Specialist III	20.14	21.15	22.21	23.32	24.49
2	Accounting Tech	18.98	19.93	20.93	21.98	23.08
2	Account Clerk III	17.30	18.17	19.08	20.03	21.03
1	Admin Clerk III	16.58	17.41	18.28	19.19	20.15
7	Admin Clerk II	14.67	15.40	16.17	16.98	17.83
<hr/>						
90	* BUDGET UNIT TOTAL *					
<hr/>						
90	** DEPARTMENT TOTAL **					

ANIMAL SERVICES

ANIMAL SERVICES

1	Dir of Animal Services	43.94	---	54.92	---	65.90
1	County Veterinarian	53.84	---	67.30	---	80.76
1	Manager II	27.45	---	34.31	---	41.17
1	Confidential Assistant IV	20.70	---	25.87	---	31.04
1	Supv Acct Admin Clerk II	21.88	22.97	24.12	25.33	26.60
4	Animal Svc Oper Supv	19.86	20.85	21.89	22.98	24.13
6	Animal Serv Offcr II	17.52	18.40	19.32	20.29	21.30
2	Animal Care Spec III	17.30	18.17	19.08	20.03	21.03
2	Admin Clerk III	16.58	17.41	18.28	19.19	20.15
9	Animal Care Spec II	15.94	16.74	17.58	18.46	19.38
2	Admin Clerk II	14.67	15.40	16.17	16.98	17.83
<hr/>						
30	* BUDGET UNIT TOTAL *					
<hr/>						
30	** DEPARTMENT TOTAL **					

ASSESSOR

ASSESSOR

1	Assessor	---	---	71.33	---	---
2	Manager IV	35.08	---	43.85	---	52.62
1	Confidential Assistant IV	20.70	---	25.87	---	31.04
1	Sr Software Developer/Analyst	38.45	40.37	42.39	44.51	46.74

The salaries listed do not reflect the 5% salary deduction implemented for all classifications.

STANISLAUS COUNTY
DEPARTMENT POSITION ALLOCATION REPORT
As of September 21, 2013

STEP 1	STEP 2	STEP 3	STEP 4	STEP 5
MIN	---	MID	---	MAX
---	---	FLAT	---	---

ASSESSOR (Continued)

ASSESSOR (Continued)

1	Software Developer/Analyst III	33.23	34.89	36.63	38.46	40.38
1	Supv Auditor Appraiser	32.25	33.86	35.55	37.33	39.20
4	Supv Appraiser	30.73	32.27	33.88	35.57	37.35
2	Sr Auditor-Appraiser	29.27	30.73	32.27	33.88	35.57
1	Application Specialist III	28.72	30.16	31.67	33.25	34.91
7	Sr Appraiser	27.90	29.30	30.77	32.31	33.93
4	Auditor-Appraiser III	26.58	27.91	29.31	30.78	32.32
14	Appraiser III	25.36	26.63	27.96	29.36	30.83
1	Cadastral Supervisor	24.94	26.19	27.50	28.88	30.32
3	Supv Acct Admin Clerk II	21.88	22.97	24.12	25.33	26.60
1	Cadastral Technician II	20.59	21.62	22.70	23.84	25.03
1	Appraiser Tech	17.40	18.27	19.18	20.14	21.15
7	Account Clerk III	17.30	18.17	19.08	20.03	21.03
2	Admin Clerk I	14.20	14.91	15.66	16.44	17.26

54 * BUDGET UNIT TOTAL *

54 ** DEPARTMENT TOTAL **

AUDITOR CONTROLLER

AUDITOR CONTROLLER

1	Auditor-Controller	---	---	71.91	---	---
1	Asst Auditor Controller	38.98	---	48.73	---	58.48
1	Manager IV	35.08	---	43.85	---	52.62
2	Manager III	31.03	---	38.79	---	46.55
1	Confidential Assistant V	24.66	---	30.82	---	36.98
2	Confidential Assistant IV	20.70	---	25.87	---	31.04
4	Confidential Assistant III	17.23	---	21.54	---	25.85
1	Sr Software Developer/Analyst	38.45	40.37	42.39	44.51	46.74
1	Software Developer/Analyst III	33.23	34.89	36.63	38.46	40.38
1	Sr Application Specialist	33.23	34.89	36.63	38.46	40.38
8	Accountant III	28.48	29.90	31.40	32.97	34.62
3	Accountant II	25.91	27.21	28.57	30.00	31.50
5	Accounting Tech	18.98	19.93	20.93	21.98	23.08
4	Account Clerk III	17.30	18.17	19.08	20.03	21.03

35 * BUDGET UNIT TOTAL *

35 ** DEPARTMENT TOTAL **

BEHAVIORAL HEALTH & RECOV SVS

ALCOHOL & DRUG PROGRAM

2	Staff Serv Coordinator	29.20	30.66	32.19	33.80	35.49
19	Behavioral Health Splst. II	22.33	23.45	24.62	25.85	27.14
1	Admin Clerk III	16.58	17.41	18.28	19.19	20.15

The salaries listed do not reflect the 5% salary deduction implemented for all classifications.

STANISLAUS COUNTY
DEPARTMENT POSITION ALLOCATION REPORT
As of September 21, 2013

STEP 1	STEP 2	STEP 3	STEP 4	STEP 5
MIN	---	MID	---	MAX
---	---	FLAT	---	---

BEHAVIORAL HEALTH & RECOV SVS (Continued)

ALCOHOL & DRUG PROGRAM (Continued)

22 * BUDGET UNIT TOTAL *

BEHAVIORAL HEALTH SERVICES

1 Behavioral Health Director	61.66	---	77.07	---	92.48
1 Behavioral Hlth Medical Dir	94.36	---	117.95	---	141.54
2 Assoc Director	43.94	---	54.92	---	65.90
4 Manager IV	35.08	---	43.85	---	52.62
6 Manager III	31.03	---	38.79	---	46.55
4 Manager II	27.45	---	34.31	---	41.17
1 Manager I	24.45	---	30.56	---	36.67
2 Confidential Assistant IV	20.70	---	25.87	---	31.04
4 Confidential Assistant III	17.23	---	21.54	---	25.85
9 Psychiatrist	86.09	90.39	94.91	99.66	104.64
1 Sr Systems Engineer	38.45	40.37	42.39	44.51	46.74
1 Systems Engineer II	33.23	34.89	36.63	38.46	40.38
3 Software Developer/Analyst III	33.23	34.89	36.63	38.46	40.38
2 Clinical Psychologist	32.73	34.37	36.09	37.89	39.78
15 Psychiatric Nurse II	31.67	33.25	34.91	36.66	38.49
62 MH Clinician II	29.27	30.73	32.27	33.88	35.57
3 Accountant III	28.48	29.90	31.40	32.97	34.62
1 Med Records Coordinator	24.94	26.19	27.50	28.88	30.32
4 Application Specialist II	24.37	25.59	26.87	28.21	29.62
3 Conservator Investigator	24.20	25.41	26.68	28.01	29.41
4 Staff Serv Analyst	24.05	25.25	26.51	27.84	29.23
42 Behavioral Health Splst. II	22.33	23.45	24.62	25.85	27.14
4 Behavioral Health Advocate	22.33	23.45	24.62	25.85	27.14
1 Staff Serv Tech	19.05	20.00	21.00	22.05	23.15
4 Accounting Tech	18.98	19.93	20.93	21.98	23.08
6 Account Clerk III	17.30	18.17	19.08	20.03	21.03
3 Med Records Clerk	16.79	17.63	18.51	19.44	20.41
6 Clinical Serv Tech II	16.74	17.58	18.46	19.38	20.35
19 Admin Clerk III	16.58	17.41	18.28	19.19	20.15
6 Admin Clerk II	14.67	15.40	16.17	16.98	17.83
3 Stock/Delivery Clerk II	14.32	15.04	15.79	16.58	17.41

227 * BUDGET UNIT TOTAL *

MANAGED CARE

3 Psychiatric Nurse II	31.67	33.25	34.91	36.66	38.49
1 Staff Serv Tech	19.05	20.00	21.00	22.05	23.15
2 Clinical Serv Tech II	16.74	17.58	18.46	19.38	20.35
1 Admin Clerk III	16.58	17.41	18.28	19.19	20.15
1 Admin Clerk II	14.67	15.40	16.17	16.98	17.83

8 * BUDGET UNIT TOTAL *

MENTAL HEALTH SERVICES ACT

2 Manager IV	35.08	---	43.85	---	52.62
--------------	-------	-----	-------	-----	-------

The salaries listed do not reflect the 5% salary deduction implemented for all classifications.

STANISLAUS COUNTY
DEPARTMENT POSITION ALLOCATION REPORT
As of September 21, 2013

STEP 1	STEP 2	STEP 3	STEP 4	STEP 5
MIN	---	MID	---	MAX
---	---	FLAT	---	---

BEHAVIORAL HEALTH & RECOV SVS (Continued)

MENTAL HEALTH SERVICES ACT (Continued)

5	Manager II	27.45	---	34.31	---	41.17
1	Confidential Assistant II	15.29	---	19.11	---	22.93
1	Sr Software Developer/Analyst	38.45	40.37	42.39	44.51	46.74
1	Systems Engineer II	33.23	34.89	36.63	38.46	40.38
3	Psychiatric Nurse II	31.67	33.25	34.91	36.66	38.49
9	MH Clinician II	29.27	30.73	32.27	33.88	35.57
1	Staff Serv Coordinator	29.20	30.66	32.19	33.80	35.49
1	Software Developer II	28.72	30.16	31.67	33.25	34.91
1	Accountant III	28.48	29.90	31.40	32.97	34.62
3	Staff Serv Analyst	24.05	25.25	26.51	27.84	29.23
21	Behavioral Health Splst. II	22.33	23.45	24.62	25.85	27.14
7	Behavioral Health Advocate	22.33	23.45	24.62	25.85	27.14
1	Recreational Therapist	20.81	21.85	22.94	24.09	25.29
1	Accounting Tech	18.98	19.93	20.93	21.98	23.08
2	Family Services Specialist II	18.27	19.18	20.14	21.15	22.21
9	Clinical Serv Tech II	16.74	17.58	18.46	19.38	20.35
9	Admin Clerk III	16.58	17.41	18.28	19.19	20.15
<hr/>						
78	* BUDGET UNIT TOTAL *					

PUBLIC GUARDIAN

1	Manager II	27.45	---	34.31	---	41.17
1	Behavioral Health Splst. II	22.33	23.45	24.62	25.85	27.14
1	Deputy Public Guardian II	21.75	22.84	23.98	25.18	26.44
3	Account Clerk III	17.30	18.17	19.08	20.03	21.03
1	Admin Clerk III	16.58	17.41	18.28	19.19	20.15
1	Stock/Delivery Clerk II	14.32	15.04	15.79	16.58	17.41
1	Stock/Delivery Clerk I	13.27	13.93	14.63	15.36	16.13
<hr/>						
9	* BUDGET UNIT TOTAL *					

STANISLAUS RECOVERY CENTER

1	Manager III	31.03	---	38.79	---	46.55
2	MH Clinician II	29.27	30.73	32.27	33.88	35.57
10	Behavioral Health Splst. II	22.33	23.45	24.62	25.85	27.14
11	Clinical Serv Tech II	16.74	17.58	18.46	19.38	20.35
1	Admin Clerk III	16.58	17.41	18.28	19.19	20.15
1	Admin Clerk II	14.67	15.40	16.17	16.98	17.83
1	Asst Cook II	12.68	13.31	13.98	14.68	15.41
<hr/>						
27	* BUDGET UNIT TOTAL *					

371 ** DEPARTMENT TOTAL **

BOARD OF SUPERVISORS

BOARD OF SUPERVISORS

1	Chairman Bd of Supervisor	---	---	40.29	---	---
---	---------------------------	-----	-----	-------	-----	-----

The salaries listed do not reflect the 5% salary deduction implemented for all classifications.

STANISLAUS COUNTY
DEPARTMENT POSITION ALLOCATION REPORT
As of September 21, 2013

STEP 1	STEP 2	STEP 3	STEP 4	STEP 5
MIN	---	MID	---	MAX
---	---	FLAT	---	---

BOARD OF SUPERVISORS (Continued)

BOARD OF SUPERVISORS (Continued)

4	Supervisor	---	---	35.95	---	---
4	Confidential Assistant III	17.23	---	21.54	---	25.85
<hr/>						
9	* BUDGET UNIT TOTAL *					
<hr/>						
9	** DEPARTMENT TOTAL **					

CHIEF EXECUTIVE OFFICE

COUNTY FIRE SERVICE FUND

1	Manager III - Safety	31.03	---	38.79	---	46.55
<hr/>						
1	* BUDGET UNIT TOTAL *					

OFFICE OF EMERGENCY SERVICES

1	Fire Warden/Asst Dir-OES	43.94	---	54.92	---	65.90
2	Manager III	31.03	---	38.79	---	46.55
1	Confidential Assistant IV	20.70	---	25.87	---	31.04
1	Account Clerk III	17.30	18.17	19.08	20.03	21.03
<hr/>						
5	* BUDGET UNIT TOTAL *					

OPERATIONS AND SERVICES

1	Chief Executive Officer	---	---	106.01	---	---
1	Asst Exec Offcr/Chief Op Off	64.74	---	80.92	---	97.10
2	Asst Executive Officer	61.66	---	77.07	---	92.48
2	Deputy Exec Officer	43.94	---	54.92	---	65.90
10	Manager IV	35.08	---	43.85	---	52.62
8	Manager III	31.03	---	38.79	---	46.55
1	Manager I	24.45	---	30.56	---	36.67
1	Confidential Assistant V	24.66	---	30.82	---	36.98
4	Confidential Assistant IV	20.70	---	25.87	---	31.04
10	Confidential Assistant III	17.23	---	21.54	---	25.85
<hr/>						
40	* BUDGET UNIT TOTAL *					

RISK MANAGEMENT

1	Deputy Exec Officer	43.94	---	54.92	---	65.90
2	Manager III	31.03	---	38.79	---	46.55
1	Confidential Assistant V	24.66	---	30.82	---	36.98
4	Confidential Assistant IV	20.70	---	25.87	---	31.04
3	Confidential Assistant III	17.23	---	21.54	---	25.85
<hr/>						
11	* BUDGET UNIT TOTAL *					
<hr/>						
57	** DEPARTMENT TOTAL **					

The salaries listed do not reflect the 5% salary deduction implemented for all classifications.

STANISLAUS COUNTY
DEPARTMENT POSITION ALLOCATION REPORT
As of September 21, 2013

	STEP 1 MIN ---	STEP 2 ---	STEP 3 MID FLAT	STEP 4 ---	STEP 5 MAX ---
CHILD SUPPORT SERVICES					
CHILD SUPPORT SERVICES					
1 Dir of Child Support Services	50.31	---	62.89	---	75.47
1 Chief Attorney	47.01	---	58.76	---	70.51
1 Asst Director	38.98	---	48.73	---	58.48
2 Manager III	31.03	---	38.79	---	46.55
6 Manager II	27.45	---	34.31	---	41.17
1 Confidential Assistant IV	20.70	---	25.87	---	31.04
1 Confidential Assistant III	17.23	---	21.54	---	25.85
5 Attorney V	49.88	52.37	54.99	57.74	60.63
1 Sr Systems Engineer	38.45	40.37	42.39	44.51	46.74
2 Systems Engineer II	33.23	34.89	36.63	38.46	40.38
2 Application Specialist III	28.72	30.16	31.67	33.25	34.91
1 Accountant II	25.91	27.21	28.57	30.00	31.50
1 Application Specialist II	24.37	25.59	26.87	28.21	29.62
2 Staff Serv Analyst	24.05	25.25	26.51	27.84	29.23
11 Child Support Supervisor	23.29	24.45	25.67	26.95	28.30
1 Accounting Supv	23.01	24.16	25.37	26.64	27.97
2 Supv Legal Clerk II	21.88	22.97	24.12	25.33	26.60
68 Child Support Offcr II	19.33	20.30	21.32	22.39	23.51
7 Accounting Tech	18.98	19.93	20.93	21.98	23.08
15 Legal Clerk IV	18.10	19.01	19.96	20.96	22.01
9 Account Clerk III	17.30	18.17	19.08	20.03	21.03
13 Legal Clerk III	16.58	17.41	18.28	19.19	20.15
7 Admin Clerk II	14.67	15.40	16.17	16.98	17.83
2 Admin Clerk I	14.20	14.91	15.66	16.44	17.26
162 * BUDGET UNIT TOTAL *					
162 ** DEPARTMENT TOTAL **					

CHILDRENS & FAMILIES COM

CHILDRENS & FAMILIES COMM

1 Executive Director - CFC	43.94	---	54.92	---	65.90
1 Confidential Assistant IV	20.70	---	25.87	---	31.04
1 Staff Serv Coordinator	29.20	30.66	32.19	33.80	35.49
1 Accountant II	25.91	27.21	28.57	30.00	31.50
1 Account Clerk III	17.30	18.17	19.08	20.03	21.03
5 * BUDGET UNIT TOTAL *					
5 ** DEPARTMENT TOTAL **					

CLERK/RECORDER

ELECTIONS DIVISION

1 Manager III	31.03	---	38.79	---	46.55
2 Manager II	27.45	---	34.31	---	41.17
1 Systems Engineer II	33.23	34.89	36.63	38.46	40.38

The salaries listed do not reflect the 5% salary deduction implemented for all classifications.

STANISLAUS COUNTY
DEPARTMENT POSITION ALLOCATION REPORT
As of September 21, 2013

STEP 1	STEP 2	STEP 3	STEP 4	STEP 5
MIN	---	MID	---	MAX
---	---	FLAT	---	---

CLERK/RECORDER (Continued)

ELECTIONS DIVISION (Continued)

1	Application Specialist II	24.37	25.59	26.87	28.21	29.62
1	Staff Serv Analyst	24.05	25.25	26.51	27.84	29.23
2	Staff Serv Tech	19.05	20.00	21.00	22.05	23.15
1	Storekeeper II	18.16	19.07	20.02	21.02	22.07
4	Legal Clerk III	16.58	17.41	18.28	19.19	20.15
<hr/>						
13	* BUDGET UNIT TOTAL *					

RECORDER DIVISION

1	County Clerk-Recorder	---	---	61.50	---	---
1	Manager III	31.03	---	38.79	---	46.55
1	Manager I	24.45	---	30.56	---	36.67
1	Confidential Assistant IV	20.70	---	25.87	---	31.04
1	Confidential Assistant II	15.29	---	19.11	---	22.93
1	Sr Systems Engineer	38.45	40.37	42.39	44.51	46.74
1	Application Specialist III	28.72	30.16	31.67	33.25	34.91
2	Supv Legal Clerk II	21.88	22.97	24.12	25.33	26.60
1	Accountant I	20.27	21.28	22.34	23.46	24.63
4	Legal Clerk IV	18.10	19.01	19.96	20.96	22.01
1	Account Clerk III	17.30	18.17	19.08	20.03	21.03
17	Legal Clerk III	16.58	17.41	18.28	19.19	20.15
<hr/>						
32	* BUDGET UNIT TOTAL *					

45 **** DEPARTMENT TOTAL ****

COMMUNITY SERVICES AGENCY

SERVICE & SUPPORT

1	Dir of Community Servs Agency	61.66	---	77.07	---	92.48
3	Asst Director	38.98	---	48.73	---	58.48
7	Manager IV	35.08	---	43.85	---	52.62
16	Manager III	31.03	---	38.79	---	46.55
6	Manager II	27.45	---	34.31	---	41.17
1	Manager I	24.45	---	30.56	---	36.67
1	Confidential Assistant V	24.66	---	30.82	---	36.98
1	Confidential Assistant IV	20.70	---	25.87	---	31.04
8	Confidential Assistant III	17.23	---	21.54	---	25.85
3	Confidential Assistant II	15.29	---	19.11	---	22.93
1	Sr Systems Engineer	38.45	40.37	42.39	44.51	46.74
2	Sr Software Developer/Analyst	38.45	40.37	42.39	44.51	46.74
4	Systems Engineer II	33.23	34.89	36.63	38.46	40.38
8	Software Developer/Analyst III	33.23	34.89	36.63	38.46	40.38
1	Sr Application Specialist	33.23	34.89	36.63	38.46	40.38
23	Social Worker Supv II	29.84	31.33	32.90	34.55	36.28
3	Special Investigator III	29.52	31.00	32.55	34.18	35.89
11	Application Specialist III	28.72	30.16	31.67	33.25	34.91
9	Accountant III	28.48	29.90	31.40	32.97	34.62

The salaries listed do not reflect the 5% salary deduction implemented for all classifications.

STANISLAUS COUNTY
DEPARTMENT POSITION ALLOCATION REPORT
As of September 21, 2013

STEP 1	STEP 2	STEP 3	STEP 4	STEP 5
MIN	---	MID	---	MAX
---	---	FLAT	---	---

COMMUNITY SERVICES AGENCY (Continued)

SERVICE & SUPPORT (Continued)

119 Social Worker IV	26.34	27.66	29.04	30.49	32.01
58 Family Services Supervisor	26.05	27.35	28.72	30.16	31.67
10 Special Investigator II	26.00	27.30	28.67	30.10	31.61
5 Accountant II	25.91	27.21	28.57	30.00	31.50
4 Application Specialist II	24.37	25.59	26.87	28.21	29.62
1 Staff Serv Analyst	24.05	25.25	26.51	27.84	29.23
18 Social Worker III	23.58	24.76	26.00	27.30	28.67
4 Accounting Supv	23.01	24.16	25.37	26.64	27.97
1 Buyer	22.29	23.40	24.57	25.80	27.09
23 Family Services Specialist IV	22.18	23.29	24.45	25.67	26.95
1 Supv Legal Clerk II	21.88	22.97	24.12	25.33	26.60
9 Supv Acct Admin Clerk II	21.88	22.97	24.12	25.33	26.60
9 Social Worker II	20.93	21.98	23.08	24.23	25.44
3 Accountant I	20.27	21.28	22.34	23.46	24.63
9 Fraud Tech	20.14	21.15	22.21	23.32	24.49
114 Family Services Specialist III	20.14	21.15	22.21	23.32	24.49
2 Collector	19.33	20.30	21.32	22.39	23.51
9 Accounting Tech	18.98	19.93	20.93	21.98	23.08
327 Family Services Specialist II	18.27	19.18	20.14	21.15	22.21
1 Storekeeper II	18.16	19.07	20.02	21.02	22.07
4 Legal Clerk IV	18.10	19.01	19.96	20.96	22.01
21 Account Clerk III	17.30	18.17	19.08	20.03	21.03
23 Admin Clerk III	16.58	17.41	18.28	19.19	20.15
2 Storekeeper I	16.50	17.33	18.20	19.11	20.07
7 Social Services Assistant	16.00	16.80	17.64	18.52	19.45
5 Account Clerk II	15.31	16.08	16.88	17.72	18.61
2 Interviewer II	15.28	16.04	16.84	17.68	18.56
102 Admin Clerk II	14.67	15.40	16.17	16.98	17.83
14 Stock/Delivery Clerk II	14.32	15.04	15.79	16.58	17.41
<hr/>					
1,016 * BUDGET UNIT TOTAL *					
<hr/>					
1,016 ** DEPARTMENT TOTAL **					

COOPERATIVE EXTENSION

COOPERATIVE EXTENSION

1 Confidential Assistant IV	20.70	---	25.87	---	31.04
2 Admin Secretary	18.58	19.51	20.49	21.51	22.59
<hr/>					
3 * BUDGET UNIT TOTAL *					
<hr/>					
3 ** DEPARTMENT TOTAL **					

The salaries listed do not reflect the 5% salary deduction implemented for all classifications.

STANISLAUS COUNTY
DEPARTMENT POSITION ALLOCATION REPORT
As of September 21, 2013

		STEP 1	STEP 2	STEP 3	STEP 4	STEP 5
		MIN	---	MID	---	MAX
		---	---	FLAT	---	---
COUNTY COUNSEL						
COUNTY COUNSEL						
1	County Counsel	75.41	---	94.26	---	113.11
1	Asst County Counsel	53.84	---	67.30	---	80.76
8	Deputy County Counsel V	43.94	---	54.92	---	65.90
1	Confidential Assistant IV	20.70	---	25.87	---	31.04
3	Confidential Assistant III	17.23	---	21.54	---	25.85
14	* BUDGET UNIT TOTAL *					
14	** DEPARTMENT TOTAL **					
DISTRICT ATTORNEY						
AUTO INSURANCE FRAUD						
1	Criminal Investigator II	28.84	30.28	31.79	33.38	35.05
1	Paralegal III	23.47	24.64	25.87	27.16	28.52
2	* BUDGET UNIT TOTAL *					
CRIMINAL DIVISION						
1	District Attorney	---	---	86.54	---	---
1	Asst District Attorney	53.84	---	67.30	---	80.76
3	Chief Dep District Attny	47.01	---	58.76	---	70.51
1	Chief Criminal Investigator	38.98	---	48.73	---	58.48
1	Manager III	31.03	---	38.79	---	46.55
2	Manager II	27.45	---	34.31	---	41.17
1	Confidential Assistant IV	20.70	---	25.87	---	31.04
2	Confidential Assistant III	17.23	---	21.54	---	25.85
38	Attorney V	49.88	52.37	54.99	57.74	60.63
1	Lieutenant	33.88	---	42.35	---	50.82
1	Systems Engineer II	33.23	34.89	36.63	38.46	40.38
2	Software Developer/Analyst III	33.23	34.89	36.63	38.46	40.38
11	Criminal Investigator II	28.84	30.28	31.79	33.38	35.05
1	Application Specialist III	28.72	30.16	31.67	33.25	34.91
1	Application Specialist II	24.37	25.59	26.87	28.21	29.62
7	Paralegal III	23.47	24.64	25.87	27.16	28.52
3	Supv Legal Clerk II	21.88	22.97	24.12	25.33	26.60
1	Accountant I	20.27	21.28	22.34	23.46	24.63
18	Legal Clerk IV	18.10	19.01	19.96	20.96	22.01
2	Victim Advocate II	17.31	18.18	19.09	20.04	21.04
1	Account Clerk III	17.30	18.17	19.08	20.03	21.03
15	Legal Clerk III	16.58	17.41	18.28	19.19	20.15
114	* BUDGET UNIT TOTAL *					
IMPAIRED DRIVER VERT PROS PROG						
2	Attorney V	49.88	52.37	54.99	57.74	60.63
2	* BUDGET UNIT TOTAL *					

The salaries listed do not reflect the 5% salary deduction implemented for all classifications.

STANISLAUS COUNTY
DEPARTMENT POSITION ALLOCATION REPORT
As of September 21, 2013

STEP 1	STEP 2	STEP 3	STEP 4	STEP 5
MIN	---	MID	---	MAX
---	---	FLAT	---	---

DISTRICT ATTORNEY (Continued)

REAL ESTATE FRAUD PROSECUTION

1	Attorney V	49.88	52.37	54.99	57.74	60.63
1	Criminal Investigator II	28.84	30.28	31.79	33.38	35.05
<hr/>						
2	* BUDGET UNIT TOTAL *					

UNSERVED/UNDERSERVED VICTIM AD

1	Victim Advocate II	17.31	18.18	19.09	20.04	21.04
<hr/>						
1	* BUDGET UNIT TOTAL *					

VICTIM SERVICES PROGRAM

1	Victim Services Program Coord	25.91	27.21	28.57	30.00	31.50
5	Victim Advocate II	17.31	18.18	19.09	20.04	21.04
<hr/>						
6	* BUDGET UNIT TOTAL *					

VICTIMS COMPENSATION&GOVT CLMS

1	Paralegal III	23.47	24.64	25.87	27.16	28.52
<hr/>						
1	* BUDGET UNIT TOTAL *					

128 **** DEPARTMENT TOTAL ****

ENVIRONMENTAL RESOURCES

DER LANDFILLS

1	Manager III	31.03	---	38.79	---	46.55
1	Manager I	24.45	---	30.56	---	36.67
1	Landfill Lead Worker	22.46	23.58	24.76	26.00	27.30
4	Landfill Equip Oper III	19.90	20.90	21.95	23.05	24.20
1	Accounting Tech	18.98	19.93	20.93	21.98	23.08
3	Landfill Equip Oper II	18.08	18.98	19.93	20.93	21.98
3	Account Clerk III	17.30	18.17	19.08	20.03	21.03
<hr/>						
14	* BUDGET UNIT TOTAL *					

ENVIRONMENTAL RESOURCES

1	Dir Of Envir Resources	55.36	---	69.20	---	83.04
2	Asst Director	38.98	---	48.73	---	58.48
1	Supv Milk & Dairy Insp	35.08	---	43.85	---	52.62
3	Manager IV	35.08	---	43.85	---	52.62
1	Manager III	31.03	---	38.79	---	46.55
2	Confidential Assistant IV	20.70	---	25.87	---	31.04
2	Confidential Assistant III	17.23	---	21.54	---	25.85
1	Systems Engineer II	33.23	34.89	36.63	38.46	40.38
1	Software Developer/Analyst III	33.23	34.89	36.63	38.46	40.38
3	Staff Serv Coordinator	29.20	30.66	32.19	33.80	35.49
6	Sr Env Health Spec	28.86	30.30	31.82	33.41	35.08

The salaries listed do not reflect the 5% salary deduction implemented for all classifications.

STANISLAUS COUNTY
DEPARTMENT POSITION ALLOCATION REPORT
As of September 21, 2013

STEP 1	STEP 2	STEP 3	STEP 4	STEP 5
MIN	---	MID	---	MAX
---	---	FLAT	---	---

ENVIRONMENTAL RESOURCES (Continued)

ENVIRONMENTAL RESOURCES (Continued)

3	Sr Hazard Material Spec	28.86	30.30	31.82	33.41	35.08
1	Application Specialist III	28.72	30.16	31.67	33.25	34.91
10	Env Health Spec III	26.15	27.46	28.83	30.27	31.78
6	Hazard Material Spec III	26.15	27.46	28.83	30.27	31.78
1	Milk & Dairy Inspector II	26.15	27.46	28.83	30.27	31.78
2	Resource Mgt Spec III	26.15	27.46	28.83	30.27	31.78
1	Accountant II	25.91	27.21	28.57	30.00	31.50
3	Zoning Enf Offcr	24.66	25.89	27.18	28.54	29.97
1	Staff Serv Analyst	24.05	25.25	26.51	27.84	29.23
1	Supv Acct Admin Clerk I	19.87	20.86	21.90	23.00	24.15
1	Accounting Tech	18.98	19.93	20.93	21.98	23.08
3	Admin Secretary	18.58	19.51	20.49	21.51	22.59
3	Account Clerk III	17.30	18.17	19.08	20.03	21.03
4	Admin Clerk III	16.58	17.41	18.28	19.19	20.15
4	Env Tech	15.95	16.75	17.59	18.47	19.39

67 * BUDGET UNIT TOTAL *

81 ** DEPARTMENT TOTAL **

GENERAL SERVICES AGENCY

ADMINISTRATION

1	General Serv Agency Director	43.94	---	54.92	---	65.90
1	Manager IV	35.08	---	43.85	---	52.62
1	Confidential Assistant IV	20.70	---	25.87	---	31.04
1	Accountant I	20.27	21.28	22.34	23.46	24.63
1	Accounting Tech	18.98	19.93	20.93	21.98	23.08

5 * BUDGET UNIT TOTAL *

CENTRAL SERVICES DIVISION

2	Staff Serv Coordinator	29.20	30.66	32.19	33.80	35.49
2	Sr Buyer	23.98	25.18	26.44	27.76	29.15
1	Storekeeper II	18.16	19.07	20.02	21.02	22.07
1	Account Clerk III	17.30	18.17	19.08	20.03	21.03
1	Storekeeper I	16.50	17.33	18.20	19.11	20.07
3	Stock/Delivery Clerk II	14.32	15.04	15.79	16.58	17.41

10 * BUDGET UNIT TOTAL *

FACILITIES MAINTENANCE

1	Manager II	27.45	---	34.31	---	41.17
1	Building Serv Supv	26.25	27.56	28.94	30.39	31.91
4	Maintenance Engineer III	22.31	23.43	24.60	25.83	27.12
13	Maintenance Engineer II	20.22	21.23	22.29	23.40	24.57
1	Storekeeper I	16.50	17.33	18.20	19.11	20.07
1	Sr Custodian	14.50	15.23	15.99	16.79	17.63

The salaries listed do not reflect the 5% salary deduction implemented for all classifications.

STANISLAUS COUNTY
DEPARTMENT POSITION ALLOCATION REPORT
As of September 21, 2013

STEP 1	STEP 2	STEP 3	STEP 4	STEP 5
MIN	---	MID	---	MAX
---	---	FLAT	---	---

GENERAL SERVICES AGENCY (Continued)

FACILITIES MAINTENANCE (Continued)

10	Housekeeper/Custodian	13.19	13.85	14.54	15.27	16.03
31	* BUDGET UNIT TOTAL *					

FLEET SERVICES DIVISION

1	Manager III	31.03	---	38.79	---	46.55
1	Lead Equip Mechanic	22.98	24.13	25.34	26.61	27.94
6	Equipment Mechanic	20.91	21.96	23.06	24.21	25.42
1	Account Clerk III	17.30	18.17	19.08	20.03	21.03
1	Equipment Serv Tech	17.20	18.06	18.96	19.91	20.91
10	* BUDGET UNIT TOTAL *					

56 **** DEPARTMENT TOTAL ****

HEALTH SERVICES AGENCY

ADMINISTRATION

1	Managing Dir Of Hlth Serv Ag	61.66	---	77.07	---	92.48
1	Assoc Director	43.94	---	54.92	---	65.90
2	Asst Director	38.98	---	48.73	---	58.48
3	Manager IV	35.08	---	43.85	---	52.62
1	Manager III	31.03	---	38.79	---	46.55
3	Manager II	27.45	---	34.31	---	41.17
1	Confidential Assistant V	24.66	---	30.82	---	36.98
1	Confidential Assistant IV	20.70	---	25.87	---	31.04
4	Confidential Assistant III	17.23	---	21.54	---	25.85
1	Confidential Assistant II	15.29	---	19.11	---	22.93
3	Systems Engineer II	33.23	34.89	36.63	38.46	40.38
2	Software Developer/Analyst III	33.23	34.89	36.63	38.46	40.38
1	Staff Serv Coordinator	29.20	30.66	32.19	33.80	35.49
1	Software Developer II	28.72	30.16	31.67	33.25	34.91
3	Application Specialist III	28.72	30.16	31.67	33.25	34.91
2	Accountant III	28.48	29.90	31.40	32.97	34.62
6	Accountant II	25.91	27.21	28.57	30.00	31.50
4	Application Specialist II	24.37	25.59	26.87	28.21	29.62
1	Staff Serv Analyst	24.05	25.25	26.51	27.84	29.23
1	Accounting Supv	23.01	24.16	25.37	26.64	27.97
1	Accountant I	20.27	21.28	22.34	23.46	24.63
1	Staff Serv Tech	19.05	20.00	21.00	22.05	23.15
14	Account Clerk III	17.30	18.17	19.08	20.03	21.03
2	Admin Clerk III	16.58	17.41	18.28	19.19	20.15
1	Storekeeper I	16.50	17.33	18.20	19.11	20.07
5	Account Clerk II	15.31	16.08	16.88	17.72	18.61
3	Admin Clerk II	14.67	15.40	16.17	16.98	17.83
1	Sr Custodian	14.50	15.23	15.99	16.79	17.63
2	Stock/Delivery Clerk II	14.32	15.04	15.79	16.58	17.41
2	Stock/Delivery Clerk I	13.27	13.93	14.63	15.36	16.13

The salaries listed do not reflect the 5% salary deduction implemented for all classifications.

STANISLAUS COUNTY
DEPARTMENT POSITION ALLOCATION REPORT
As of September 21, 2013

STEP 1	STEP 2	STEP 3	STEP 4	STEP 5
MIN	---	MID	---	MAX
---	---	FLAT	---	---

HEALTH SERVICES AGENCY (Continued)

ADMINISTRATION (Continued)

10	Housekeeper/Custodian	13.19	13.85	14.54	15.27	16.03
84	* BUDGET UNIT TOTAL *					

CLINICS & ANCILLARY SERVICES

1	Medical Director	75.41	---	94.26	---	113.11
1	Outpatient Pharmacy Mgr	50.31	---	62.89	---	75.47
1	Assoc Director	43.94	---	54.92	---	65.90
5	Manager IV	35.08	---	43.85	---	52.62
2	Manager III	31.03	---	38.79	---	46.55
2	Manager II	27.45	---	34.31	---	41.17
3	Pharmacist	47.46	49.83	52.32	54.94	57.69
8	Sr Nurse Practitioner	41.46	43.53	45.71	48.00	50.40
3	Sr Physician Asst	38.47	40.39	42.41	44.53	46.76
9	Staff Nurse III	33.26	34.92	36.67	38.50	40.43
6	Staff Nurse II	31.26	32.82	34.46	36.18	37.99
5	MH Clinician II	29.27	30.73	32.27	33.88	35.57
2	Staff Serv Coordinator	29.20	30.66	32.19	33.80	35.49
1	Staff Serv Analyst	24.05	25.25	26.51	27.84	29.23
2	Supv Acct Admin Clerk II	21.88	22.97	24.12	25.33	26.60
1	LVN II	20.83	21.87	22.96	24.11	25.32
1	Supv Acct Admin Clerk I	19.87	20.86	21.90	23.00	24.15
5	Staff Serv Tech	19.05	20.00	21.00	22.05	23.15
1	Account Clerk III	17.30	18.17	19.08	20.03	21.03
7	Community Health Work III	17.12	17.98	18.88	19.82	20.81
5	Med Records Clerk	16.79	17.63	18.51	19.44	20.41
6	Admin Clerk III	16.58	17.41	18.28	19.19	20.15
1	Orthopedic Asst	16.53	17.36	18.23	19.14	20.10
4	Pharmacy Tech	15.43	16.20	17.01	17.86	18.75
50	Nursing Asst	14.67	15.40	16.17	16.98	17.83
69	Admin Clerk II	14.67	15.40	16.17	16.98	17.83
4	Community Health Work II	14.49	15.21	15.97	16.77	17.61
1	Therapist Aid	13.04	13.69	14.37	15.09	15.84
206	* BUDGET UNIT TOTAL *					

INDIGENT HEALTH CARE PROGRAM

1	Manager III	31.03	---	38.79	---	46.55
1	Staff Nurse III	33.26	34.92	36.67	38.50	40.43
1	Staff Nurse II	31.26	32.82	34.46	36.18	37.99
1	Staff Serv Analyst	24.05	25.25	26.51	27.84	29.23
1	Supv Acct Admin Clerk I	19.87	20.86	21.90	23.00	24.15
2	Staff Serv Tech	19.05	20.00	21.00	22.05	23.15
2	Family Services Specialist II	18.27	19.18	20.14	21.15	22.21
1	Account Clerk II	15.31	16.08	16.88	17.72	18.61
10	* BUDGET UNIT TOTAL *					

The salaries listed do not reflect the 5% salary deduction implemented for all classifications.

**STANISLAUS COUNTY
DEPARTMENT POSITION ALLOCATION REPORT**
As of September 21, 2013

STEP 1	STEP 2	STEP 3	STEP 4	STEP 5
MIN	---	MID	---	MAX
---	---	FLAT	---	---

HEALTH SERVICES AGENCY (Continued)

PUBLIC HEALTH

1	Public Health Officer	75.41	---	94.26	---	113.11
1	Assoc Director	43.94	---	54.92	---	65.90
2	Manager III	31.03	---	38.79	---	46.55
5	Manager II	27.45	---	34.31	---	41.17
6	Public Health Nurse III	34.99	36.74	38.58	40.51	42.54
3	Clinical Lab Scientist III	34.07	35.77	37.56	39.44	41.41
31	Public Health Nurse II	33.31	34.98	36.73	38.57	40.50
1	Staff Nurse III	33.26	34.92	36.67	38.50	40.43
3	Staff Nurse II	31.26	32.82	34.46	36.18	37.99
1	Phys/Occupational Therapist III	30.78	32.32	33.94	35.64	37.42
2	Epidemiologist	30.78	32.32	33.94	35.64	37.42
7	Staff Serv Coordinator	29.20	30.66	32.19	33.80	35.49
6	Phys/Occupational Therapist II	28.66	30.09	31.59	33.17	34.83
2	Social Worker IV	26.34	27.66	29.04	30.49	32.01
8	Health Educator	24.20	25.41	26.68	28.01	29.41
3	Staff Serv Analyst	24.05	25.25	26.51	27.84	29.23
9	Pub Hlth Nutritionist II	23.88	25.07	26.32	27.64	29.02
2	Med Investigator	23.79	24.98	26.23	27.54	28.92
8	Staff Serv Tech	19.05	20.00	21.00	22.05	23.15
1	Account Clerk III	17.30	18.17	19.08	20.03	21.03
10	Community Health Work III	17.12	17.98	18.88	19.82	20.81
12	Admin Clerk III	16.58	17.41	18.28	19.19	20.15
1	Clinical Lab Asst II	15.91	16.71	17.55	18.43	19.35
1	Account Clerk II	15.31	16.08	16.88	17.72	18.61
15	Admin Clerk II	14.67	15.40	16.17	16.98	17.83
24	Community Health Work II	14.49	15.21	15.97	16.77	17.61
3	Therapist Aid	13.04	13.69	14.37	15.09	15.84

168 * BUDGET UNIT TOTAL *

468 ** DEPARTMENT TOTAL **

LAW LIBRARY

LAW LIBRARY

1	Confidential Assistant IV	20.70	---	25.87	---	31.04
1	Library Asst II	15.98	16.78	17.62	18.50	19.43

2 * BUDGET UNIT TOTAL *

2 ** DEPARTMENT TOTAL **

LIBRARY

LIBRARY

1	County Librarian	43.94	---	54.92	---	65.90
2	Manager III	31.03	---	38.79	---	46.55

The salaries listed do not reflect the 5% salary deduction implemented for all classifications.

STANISLAUS COUNTY
DEPARTMENT POSITION ALLOCATION REPORT
As of September 21, 2013

STEP 1	STEP 2	STEP 3	STEP 4	STEP 5
MIN	---	MID	---	MAX
---	---	FLAT	---	---

LIBRARY (Continued)

LIBRARY (Continued)

3	Manager II	27.45	---	34.31	---	41.17
1	Confidential Assistant IV	20.70	---	25.87	---	31.04
1	Systems Engineer II	33.23	34.89	36.63	38.46	40.38
3	Librarian III	27.04	28.39	29.81	31.30	32.87
1	Clerical Division Supv	26.44	27.76	29.15	30.61	32.14
1	Accountant II	25.91	27.21	28.57	30.00	31.50
2	Application Specialist II	24.37	25.59	26.87	28.21	29.62
11	Librarian II	23.85	25.04	26.29	27.60	28.98
1	Storekeeper II	18.16	19.07	20.02	21.02	22.07
1	Account Clerk III	17.30	18.17	19.08	20.03	21.03
24	Library Asst II	15.98	16.78	17.62	18.50	19.43
1	Admin Clerk II	14.67	15.40	16.17	16.98	17.83
18	Admin Clerk I	14.20	14.91	15.66	16.44	17.26
<hr/>						
71	* BUDGET UNIT TOTAL *					
<hr/>						
71	** DEPARTMENT TOTAL **					

LOCAL AGENCY FORMATION COMM.

LOCAL AGENCY FORMATION COMM

1	Manager IV	35.08	---	43.85	---	52.62
1	Manager II	27.45	---	34.31	---	41.17
1	Confidential Assistant IV	20.70	---	25.87	---	31.04
<hr/>						
3	* BUDGET UNIT TOTAL *					
<hr/>						
3	** DEPARTMENT TOTAL **					

PARKS & RECREATION

PARKS & RECREATION

3	Manager I	24.45	---	30.56	---	36.67
1	Park Supv	21.93	23.03	24.18	25.39	26.66
10	Park Mntc Worker III	19.47	20.44	21.46	22.53	23.66
6	Park Mntc Worker II	18.08	18.98	19.93	20.93	21.98
<hr/>						
20	* BUDGET UNIT TOTAL *					
<hr/>						
20	** DEPARTMENT TOTAL **					

PLANNING & COMMUNITY DEVELOP

BUILDING PERMITS

1	Manager IV	35.08	---	43.85	---	52.62
1	Supv Building Inspector	31.03	---	38.79	---	46.55

The salaries listed do not reflect the 5% salary deduction implemented for all classifications.

STANISLAUS COUNTY
DEPARTMENT POSITION ALLOCATION REPORT
As of September 21, 2013

STEP 1	STEP 2	STEP 3	STEP 4	STEP 5
MIN	---	MID	---	MAX
---	---	FLAT	---	---

PLANNING & COMMUNITY DEVELOP (Continued)

BUILDING PERMITS (Continued)

1	Building Inspector III	31.13	32.69	34.32	36.04	37.84
2	Plan Check Engineer	31.13	32.69	34.32	36.04	37.84
1	Staff Serv Coordinator	29.20	30.66	32.19	33.80	35.49
4	Building Inspector II	28.31	29.73	31.22	32.78	34.42
1	Account Clerk III	17.30	18.17	19.08	20.03	21.03
2	Admin Clerk III	16.58	17.41	18.28	19.19	20.15
1	Admin Clerk II	14.67	15.40	16.17	16.98	17.83
<hr/>						
14	* BUDGET UNIT TOTAL *					

PLANNING

1	Dir Of Plan & Comm Devel	55.36	---	69.20	---	83.04
1	Asst Director	38.98	---	48.73	---	58.48
1	Manager IV	35.08	---	43.85	---	52.62
1	Manager III	31.03	---	38.79	---	46.55
1	Manager II	27.45	---	34.31	---	41.17
1	Confidential Assistant IV	20.70	---	25.87	---	31.04
1	Plan Check Engineer	31.13	32.69	34.32	36.04	37.84
1	Application Specialist III	28.72	30.16	31.67	33.25	34.91
6	Assoc Planner	28.57	30.00	31.50	33.08	34.73
2	Staff Serv Tech	19.05	20.00	21.00	22.05	23.15
<hr/>						
16	* BUDGET UNIT TOTAL *					

30 ** DEPARTMENT TOTAL **

PROBATION

ADMINISTRATION

1	Chief Probation Offcr	55.36	---	69.20	---	83.04
1	Asst Chief Probation Officer	43.94	---	54.92	---	65.90
3	Manager III	31.03	---	38.79	---	46.55
1	Confidential Assistant IV	20.70	---	25.87	---	31.04
2	Confidential Assistant III	17.23	---	21.54	---	25.85
2	Systems Engineer II	33.23	34.89	36.63	38.46	40.38
1	Software Developer/Analyst III	33.23	34.89	36.63	38.46	40.38
1	Accountant II	25.91	27.21	28.57	30.00	31.50
1	Staff Serv Analyst	24.05	25.25	26.51	27.84	29.23
1	Systems Technician II	21.29	22.35	23.47	24.64	25.87
1	Accountant I	20.27	21.28	22.34	23.46	24.63
1	Accounting Tech	18.98	19.93	20.93	21.98	23.08
1	Account Clerk III	17.30	18.17	19.08	20.03	21.03
1	Account Clerk II	15.31	16.08	16.88	17.72	18.61
<hr/>						
18	* BUDGET UNIT TOTAL *					

COMMUNITY CORRECTIONS PARTNER

3	Supv Prob Offcr	28.55	29.98	31.48	33.05	34.70
---	-----------------	-------	-------	-------	-------	-------

The salaries listed do not reflect the 5% salary deduction implemented for all classifications.

STANISLAUS COUNTY
DEPARTMENT POSITION ALLOCATION REPORT
As of September 21, 2013

STEP 1	STEP 2	STEP 3	STEP 4	STEP 5
MIN	---	MID	---	MAX
---	---	FLAT	---	---

PROBATION (Continued)

COMMUNITY CORRECTIONS PARTNER

(Continued)

1	Crime Analyst	25.28	26.54	27.87	29.26	30.72
3	Deputy Prob Ofcfr III	25.13	26.39	27.71	29.10	30.56
21	Deputy Prob Ofcfr II	22.52	23.65	24.83	26.07	27.37
3	Legal Clerk III	16.58	17.41	18.28	19.19	20.15
<hr/>						
31	* BUDGET UNIT TOTAL *					

FIELD SERVICES

1	Manager IV - Safety	35.08	---	43.85	---	52.62
10	Supv Prob Ofcfr	28.55	29.98	31.48	33.05	34.70
11	Deputy Prob Ofcfr III	25.13	26.39	27.71	29.10	30.56
55	Deputy Prob Ofcfr II	22.52	23.65	24.83	26.07	27.37
3	Supv Legal Clerk II	21.88	22.97	24.12	25.33	26.60
3	Legal Clerk IV	18.10	19.01	19.96	20.96	22.01
23	Legal Clerk III	16.58	17.41	18.28	19.19	20.15
<hr/>						
106	* BUDGET UNIT TOTAL *					

INSTITUTIONAL SERVICES

1	Manager IV - Safety	35.08	---	43.85	---	52.62
1	Confidential Assistant III	17.23	---	21.54	---	25.85
7	Supv Probation Correction Ofcfr	24.68	25.91	27.21	28.57	30.00
10	Probation Corrections Ofcfr III	21.07	22.12	23.23	24.39	25.61
38	Probation Corrections Ofcfr II	18.51	19.44	20.41	21.43	22.50
1	Legal Clerk III	16.58	17.41	18.28	19.19	20.15
1	Stock/Delivery Clerk II	14.32	15.04	15.79	16.58	17.41
<hr/>						
59	* BUDGET UNIT TOTAL *					

JJCPA

1	Manager IV - Safety	35.08	---	43.85	---	52.62
2	Supv Prob Ofcfr	28.55	29.98	31.48	33.05	34.70
1	Deputy Prob Ofcfr III	25.13	26.39	27.71	29.10	30.56
5	Deputy Prob Ofcfr II	22.52	23.65	24.83	26.07	27.37
1	Probation Corrections Ofcfr III	21.07	22.12	23.23	24.39	25.61
1	Probation Corrections Ofcfr II	18.51	19.44	20.41	21.43	22.50
<hr/>						
11	* BUDGET UNIT TOTAL *					

JUVENILE COMMITMENT FACILITY

1	Manager II - Safety	27.45	---	34.31	---	41.17
4	Supv Probation Correction Ofcfr	24.68	25.91	27.21	28.57	30.00
5	Probation Corrections Ofcfr III	21.07	22.12	23.23	24.39	25.61
21	Probation Corrections Ofcfr II	18.51	19.44	20.41	21.43	22.50
1	Legal Clerk III	16.58	17.41	18.28	19.19	20.15
<hr/>						
32	* BUDGET UNIT TOTAL *					

The salaries listed do not reflect the 5% salary deduction implemented for all classifications.

STANISLAUS COUNTY
DEPARTMENT POSITION ALLOCATION REPORT
As of September 21, 2013

STEP 1	STEP 2	STEP 3	STEP 4	STEP 5
MIN	---	MID	---	MAX
---	---	FLAT	---	---

PROBATION (Continued)

YOBG

1	Deputy Prob Offcr II	22.52	23.65	24.83	26.07	27.37
1	* BUDGET UNIT TOTAL *					
<hr/>						
258	** DEPARTMENT TOTAL **					

PUBLIC DEFENDER

PUBLIC DEFENDER

1	Public Defender	61.66	---	77.07	---	92.48
2	Chief Dep Public Defender	47.01	---	58.76	---	70.51
1	Confidential Assistant IV	20.70	---	25.87	---	31.04
23	Attorney V	49.88	52.37	54.99	57.74	60.63
1	Special Investigator III	29.52	31.00	32.55	34.18	35.89
1	Paralegal III	23.47	24.64	25.87	27.16	28.52
5	Legal Clerk IV	18.10	19.01	19.96	20.96	22.01
3	Legal Clerk III	16.58	17.41	18.28	19.19	20.15
<hr/>						
37	* BUDGET UNIT TOTAL *					
<hr/>						
37	** DEPARTMENT TOTAL **					

PUBLIC WORKS

ADMINISTRATION

1	Dir Of Public Works	61.66	---	77.07	---	92.48
1	Manager IV	35.08	---	43.85	---	52.62
1	Manager III	31.03	---	38.79	---	46.55
1	Confidential Assistant IV	20.70	---	25.87	---	31.04
1	Confidential Assistant III	17.23	---	21.54	---	25.85
1	Software Developer/Analyst III	33.23	34.89	36.63	38.46	40.38
1	Accountant II	25.91	27.21	28.57	30.00	31.50
1	Accounting Tech	18.98	19.93	20.93	21.98	23.08
1	Account Clerk III	17.30	18.17	19.08	20.03	21.03
1	Admin Clerk III	16.58	17.41	18.28	19.19	20.15
<hr/>						
10	* BUDGET UNIT TOTAL *					

ENGINEERING

1	Deputy Dir Public Works	43.94	---	54.92	---	65.90
2	Sr Civil Engineer	38.98	---	48.73	---	58.48
6	Assoc Civil Eng/Assoc Surveyor	37.64	39.52	41.50	43.58	45.76
7	Asst Engineer/Surveyor	32.09	33.69	35.37	37.14	39.00
1	Staff Serv Coordinator	29.20	30.66	32.19	33.80	35.49
6	Sr Engineering/Surveying Tech	28.00	29.40	30.87	32.41	34.03
1	Staff Serv Analyst	24.05	25.25	26.51	27.84	29.23
2	Engineering Technician	23.90	25.10	26.36	27.68	29.06

The salaries listed do not reflect the 5% salary deduction implemented for all classifications.

STANISLAUS COUNTY
DEPARTMENT POSITION ALLOCATION REPORT
As of September 21, 2013

STEP 1	STEP 2	STEP 3	STEP 4	STEP 5
MIN	---	MID	---	MAX
---	---	FLAT	---	---

PUBLIC WORKS (Continued)

ENGINEERING (Continued)

1	Admin Secretary	18.58	19.51	20.49	21.51	22.59
1	Admin Clerk III	16.58	17.41	18.28	19.19	20.15
<hr/>						
28	* BUDGET UNIT TOTAL *					

LOCAL TRANSIT SYSTEM

1	Manager III	31.03	---	38.79	---	46.55
1	Staff Serv Coordinator	29.20	30.66	32.19	33.80	35.49
1	Assoc Planner	28.57	30.00	31.50	33.08	34.73
1	Staff Serv Analyst	24.05	25.25	26.51	27.84	29.23
<hr/>						
4	* BUDGET UNIT TOTAL *					

MORGAN SHOP

1	Manager III	31.03	---	38.79	---	46.55
1	Staff Serv Analyst	24.05	25.25	26.51	27.84	29.23
1	Lead Equip Mechanic	22.98	24.13	25.34	26.61	27.94
5	Heavy Equip Mechanic	22.74	23.88	25.07	26.32	27.64
<hr/>						
8	* BUDGET UNIT TOTAL *					

ROAD & BRIDGE

1	Manager IV	35.08	---	43.85	---	52.62
1	Accountant III	28.48	29.90	31.40	32.97	34.62
3	Road Supv	26.02	27.32	28.69	30.12	31.63
8	Sr Road Mntc Worker	23.36	24.53	25.76	27.05	28.40
42	Road Mntc Worker III	20.71	21.75	22.84	23.98	25.18
1	Staff Serv Tech	19.05	20.00	21.00	22.05	23.15
1	Account Clerk III	17.30	18.17	19.08	20.03	21.03
<hr/>						
57	* BUDGET UNIT TOTAL *					

107 **** DEPARTMENT TOTAL ****

RETIREMENT BOARD

RETIREMENT

1	Retirement Administrator	48.08	---	60.10	---	72.12
2	Manager III	31.03	---	38.79	---	46.55
1	Manager II	27.45	---	34.31	---	41.17
1	Confidential Assistant V	24.66	---	30.82	---	36.98
4	Confidential Assistant IV	20.70	---	25.87	---	31.04
2	Confidential Assistant III	17.23	---	21.54	---	25.85
1	Attorney V	49.88	52.37	54.99	57.74	60.63
1	Software Developer/Analyst III	33.23	34.89	36.63	38.46	40.38
<hr/>						
13	* BUDGET UNIT TOTAL *					

The salaries listed do not reflect the 5% salary deduction implemented for all classifications.

STANISLAUS COUNTY
DEPARTMENT POSITION ALLOCATION REPORT
As of September 21, 2013

STEP 1	STEP 2	STEP 3	STEP 4	STEP 5
MIN	---	MID	---	MAX
---	---	FLAT	---	---

RETIREMENT BOARD (Continued)

13 **** DEPARTMENT TOTAL ****

SHERIFF

ADMINISTRATION

1 Sheriff	---	---	87.23	---	---
1 Undersheriff	50.31	---	62.89	---	75.47
1 Manager IV	35.08	---	43.85	---	52.62
1 Manager III	31.03	---	38.79	---	46.55
1 Confidential Assistant V	24.66	---	30.82	---	36.98
1 Confidential Assistant IV	20.70	---	25.87	---	31.04
1 Confidential Assistant III	17.23	---	21.54	---	25.85
4 Confidential Assistant II	15.29	---	19.11	---	22.93
1 Sr Systems Engineer	38.45	40.37	42.39	44.51	46.74
1 Sr Software Developer/Analyst	38.45	40.37	42.39	44.51	46.74
1 Lieutenant	33.88	---	42.35	---	50.82
2 Systems Engineer II	33.23	34.89	36.63	38.46	40.38
2 Software Developer/Analyst III	33.23	34.89	36.63	38.46	40.38
1 Sergeant	28.84	30.28	31.79	33.38	35.05
2 Accountant III	28.48	29.90	31.40	32.97	34.62
3 Application Specialist II	24.37	25.59	26.87	28.21	29.62
2 Deputy Sheriff	24.36	25.58	26.86	28.20	29.61
1 Deputy Sheriff-Custodial	21.91	23.01	24.16	25.37	26.64
2 Accounting Tech	18.98	19.93	20.93	21.98	23.08
1 Admin Secretary	18.58	19.51	20.49	21.51	22.59
1 Storekeeper II	18.16	19.07	20.02	21.02	22.07
2 Account Clerk III	17.30	18.17	19.08	20.03	21.03
<hr/>					
33	* BUDGET UNIT TOTAL *				

CAL-MMET PROGRAM

1 Sergeant	28.84	30.28	31.79	33.38	35.05
2 Deputy Sheriff	24.36	25.58	26.86	28.20	29.61
<hr/>					
3	* BUDGET UNIT TOTAL *				

CAL ID PROGRAM

1 Systems Technician I	18.25	19.16	20.12	21.13	22.19
<hr/>					
1	* BUDGET UNIT TOTAL *				

CONTRACT CITIES

3 Lieutenant	33.88	---	42.35	---	50.82
5 Sergeant	28.84	30.28	31.79	33.38	35.05
45 Deputy Sheriff	24.36	25.58	26.86	28.20	29.61
2 Supv Legal Clerk II	21.88	22.97	24.12	25.33	26.60
1 Legal Clerk IV	18.10	19.01	19.96	20.96	22.01
2 Community Serv Offcr	17.58	18.46	19.38	20.35	21.37

The salaries listed do not reflect the 5% salary deduction implemented for all classifications.

STANISLAUS COUNTY
DEPARTMENT POSITION ALLOCATION REPORT
As of September 21, 2013

STEP 1	STEP 2	STEP 3	STEP 4	STEP 5
MIN	---	MID	---	MAX
---	---	FLAT	---	---

SHERIFF (Continued)

CONTRACT CITIES (Continued)

5	Legal Clerk III	16.58	17.41	18.28	19.19	20.15
63	* BUDGET UNIT TOTAL *					

COURT SECURITY

1	Lieutenant	33.88	---	42.35	---	50.82
2	Sergeant	28.84	30.28	31.79	33.38	35.05
16	Deputy Sheriff	24.36	25.58	26.86	28.20	29.61
14	Deputy Sheriff-Custodial	21.91	23.01	24.16	25.37	26.64
6	Security Officer	15.94	16.74	17.58	18.46	19.38
39	* BUDGET UNIT TOTAL *					

DETENTION

1	Captain	43.94	---	54.92	---	65.90
4	Custodial Lieutenant	31.48	---	39.35	---	47.22
24	Sergeant-Custodial	26.34	27.66	29.04	30.49	32.01
206	Deputy Sheriff-Custodial	21.91	23.01	24.16	25.37	26.64
1	Supv Legal Clerk II	21.88	22.97	24.12	25.33	26.60
2	Admin Secretary	18.58	19.51	20.49	21.51	22.59
1	Supv Custodial Cook	18.45	19.37	20.34	21.36	22.43
1	Storekeeper II	18.16	19.07	20.02	21.02	22.07
3	Legal Clerk IV	18.10	19.01	19.96	20.96	22.01
1	Account Clerk III	17.30	18.17	19.08	20.03	21.03
8	Custodial Cook	16.78	17.62	18.50	19.43	20.40
21	Legal Clerk III	16.58	17.41	18.28	19.19	20.15
1	Dir Of Volunteer Serv	16.39	17.21	18.07	18.97	19.92
3	Account Clerk II	15.31	16.08	16.88	17.72	18.61
5	Stock/Delivery Clerk II	14.32	15.04	15.79	16.58	17.41
4	Asst Cook II	12.68	13.31	13.98	14.68	15.41
286	* BUDGET UNIT TOTAL *					

INMATE WELFARE

1	Account Clerk III	17.30	18.17	19.08	20.03	21.03
2	Stock/Delivery Clerk II	14.32	15.04	15.79	16.58	17.41
3	* BUDGET UNIT TOTAL *					

OPERATIONS

1	Forensic Pathologist	120.36	---	150.45	---	180.54
1	Captain	43.94	---	54.92	---	65.90
1	Manager II	27.45	---	34.31	---	41.17
4	Lieutenant	33.88	---	42.35	---	50.82
14	Sergeant	28.84	30.28	31.79	33.38	35.05
1	Supv Public Administrator	24.66	25.89	27.18	28.54	29.97
90	Deputy Sheriff	24.36	25.58	26.86	28.20	29.61
6	Supv Legal Clerk II	21.88	22.97	24.12	25.33	26.60
5	Crime Analyst Tech	19.83	20.82	21.86	22.95	24.10

The salaries listed do not reflect the 5% salary deduction implemented for all classifications.

STANISLAUS COUNTY
DEPARTMENT POSITION ALLOCATION REPORT
As of September 21, 2013

STEP 1	STEP 2	STEP 3	STEP 4	STEP 5
MIN	---	MID	---	MAX
---	---	FLAT	---	---

SHERIFF (Continued)

OPERATIONS (Continued)

6	Legal Clerk IV	18.10	19.01	19.96	20.96	22.01
3	Community Serv Offcr	17.58	18.46	19.38	20.35	21.37
1	Equipment Serv Tech	17.20	18.06	18.96	19.91	20.91
1	Forensic Autopsy Technician	16.79	17.63	18.51	19.44	20.41
26	Legal Clerk III	16.58	17.41	18.28	19.19	20.15
2	Admin Clerk II	14.67	15.40	16.17	16.98	17.83
1	Stock/Delivery Clerk II	14.32	15.04	15.79	16.58	17.41
<hr/>						
163	* BUDGET UNIT TOTAL *					

VEHICLE THEFT

1	Deputy Sheriff	24.36	25.58	26.86	28.20	29.61
1	* BUDGET UNIT TOTAL *					

592 **** DEPARTMENT TOTAL ****

STANISLAUS REGIONAL 911

STANISLAUS REGIONAL 911

4	Manager III	31.03	---	38.79	---	46.55
1	Manager I	24.45	---	30.56	---	36.67
1	Confidential Assistant IV	20.70	---	25.87	---	31.04
1	Lieutenant	33.88	---	42.35	---	50.82
3	Systems Engineer II	33.23	34.89	36.63	38.46	40.38
1	Software Developer/Analyst III	33.23	34.89	36.63	38.46	40.38
2	Application Specialist II	24.37	25.59	26.87	28.21	29.62
39	Emergency Dispatcher	21.02	22.07	23.17	24.33	25.55
4	Emer Call Taker	19.08	20.03	21.03	22.08	23.18
1	Account Clerk III	17.30	18.17	19.08	20.03	21.03
<hr/>						
57	* BUDGET UNIT TOTAL *					

57 **** DEPARTMENT TOTAL ****

STRATEGIC BUSINESS TECHNOLOGY

SBT TELECOMMUNICATIONS

2	Systems Engineer II	33.23	34.89	36.63	38.46	40.38
2	* BUDGET UNIT TOTAL *					

STRATEGIC BUSINESS TECHNOLOGY

1	Director of SBT	43.94	---	54.92	---	65.90
2	Manager IV	35.08	---	43.85	---	52.62
3	Sr Systems Engineer	38.45	40.37	42.39	44.51	46.74
1	Sr Software Developer/Analyst	38.45	40.37	42.39	44.51	46.74

The salaries listed do not reflect the 5% salary deduction implemented for all classifications.

STANISLAUS COUNTY
DEPARTMENT POSITION ALLOCATION REPORT
As of September 21, 2013

STEP 1	STEP 2	STEP 3	STEP 4	STEP 5
MIN	---	MID	---	MAX
---	---	FLAT	---	---

STRATEGIC BUSINESS TECHNOLOGY (Continued)

STRATEGIC BUSINESS TECHNOLOGY		(Continued)				
4	Systems Engineer II	33.23	34.89	36.63	38.46	40.38
3	Software Developer/Analyst III	33.23	34.89	36.63	38.46	40.38
1	Software Developer II	28.72	30.16	31.67	33.25	34.91
7	Application Specialist III	28.72	30.16	31.67	33.25	34.91
<hr/>						
22	* BUDGET UNIT TOTAL *					
<hr/>						
24	** DEPARTMENT TOTAL **					

TREASURER

REVENUE RECOVERY						
1	Manager II	27.45	---	34.31	---	41.17
1	Sr Collector	22.91	24.06	25.26	26.52	27.85
2	Accountant I	20.27	21.28	22.34	23.46	24.63
5	Collector	19.33	20.30	21.32	22.39	23.51
7	Account Clerk III	17.30	18.17	19.08	20.03	21.03
<hr/>						
16	* BUDGET UNIT TOTAL *					

TAX COLLECTOR

1	Treasurer-Tax Collector	---	---	67.04	---	---
1	Manager III	31.03	---	38.79	---	46.55
1	Confidential Assistant IV	20.70	---	25.87	---	31.04
1	Accountant II	25.91	27.21	28.57	30.00	31.50
1	Accountant I	20.27	21.28	22.34	23.46	24.63
2	Accounting Tech	18.98	19.93	20.93	21.98	23.08
4	Account Clerk III	17.30	18.17	19.08	20.03	21.03
<hr/>						
11	* BUDGET UNIT TOTAL *					

TREASURY

1	Manager II	27.45	---	34.31	---	41.17
1	Accountant I	20.27	21.28	22.34	23.46	24.63
2	Account Clerk III	17.30	18.17	19.08	20.03	21.03
<hr/>						
4	* BUDGET UNIT TOTAL *					
<hr/>						
31	** DEPARTMENT TOTAL **					

3,920 ***** STANISLAUS COUNTY TOTAL *****

The salaries listed do not reflect the 5% salary deduction implemented for all classifications.

*Please note future dated actions that are included in this Position Allocation Report.

Health Services Agency-Indigent Health Care Program:

One position will be deleted effective October 5, 2013.

Two positions will be deleted effective January 11, 2014.

One filled position resulting in Reduction in Force will be deleted effective January 11, 2014.

Three positions will be deleted effective April 5, 2014.

13 positions will be transferred to Community Services Agency effective January 11, 2014

End of Report

**Unfunded Vacant Positions
As of September 21, 2013**

Department	Budget Unit	# of Positions	Classification
Aging & Veterans Services	Area Agency on Aging	1	Community Health Work III
	Veterans' Services	1	Admin Clerk II
	Subtotal	2	
Agricultural Commissioner	Agricultural Commissioner	1	Accountant I
		1	Ag/Weights&Meas Insp III
	Subtotal	2	
Alliance WorkNet	Alliance WorkNet	1	Admin Clerk II
	Subtotal	1	
Animal Services	Animal Services	1	Admin Clerk III
		2	Animal Care Spec I
		1	Animal Care Spec II
		2	Animal Serv Offcr II
	Subtotal	6	
Assessor	Assessor	2	Account Clerk III
		2	Appraiser III
		1	Appraiser Tech
		1	Auditor-Appraiser III
		1	Confidential Assistant III
	Subtotal	7	
Auditor Controller	Auditor Controller	2	Account Clerk III
		1	Accountant I
		2	Accounting Supv
		1	Accounting Tech
		1	Confidential Assistant III
		1	Manager II
		2	Manager IV
	Subtotal	10	
Behavioral Health & Recov Svs	Behavioral Health Services	1	Accountant II
	Mental Health Services Act	1	Behavioral Health Advocate
		1	Clinical Psychologist
	Stanislaus Recovery Center	2	Clinical Serv Tech II
	Subtotal	5	
Chief Executive Office	County Fire Service Fund	1	Fire Prevention Specialist II
		1	Staff Serv Tech
	Office of Emergency Services	1	Deputy Fire Warden/Dep Dir OES
		1	Manager II
	Operations and Services	1	Chief Information Officer
		2	Deputy Exec Offcr
		2	Manager III
		2	Manager IV
	Risk Management	1	Confidential Assistant I
		2	Confidential Assistant II
		1	Confidential Assistant III
	1	Confidential Assistant IV	

**Unfunded Vacant Positions
As of September 21, 2013**

Department	Budget Unit	# of Positions	Classification
Chief Executive Office	Risk Management	1	Manager II
	Subtotal	17	
Clerk/Recorder	Elections Division	1	Staff Serv Tech
	Recorder Division	2	Legal Clerk III
	Subtotal	3	
County Counsel	County Counsel	1	Confidential Assistant II
		1	Confidential Assistant IV
		1	Deputy County Counsel V
	Subtotal	3	
District Attorney	Auto Insurance Fraud	1	Attorney V
	Criminal Division	6	Attorney V
		1	Chief Dep District Attny
		2	Criminal Investigator II
		3	Legal Clerk III
		1	Paralegal III
		1	Sr Crmnl Investigator
		1	Supv Legal Clerk II
		Subtotal	16
Environmental Resources	DER Landfills	2	Landfill Equip Oper II
		1	Landfill Equip Oper III
	Environmental Resources	1	Admin Clerk III
		1	Admin Secretary
		1	Assoc Civil Engineer
		1	Confidential Assistant III
		1	Env Health Spec III
		2	Manager II
		1	Milk & Dairy Inspector II
		1	Sr Env Health Spec
		1	Sr Hazard Material Spec
		1	Sr Resource Management Spec
		Subtotal	14
General Services Agency	Facilities Maintenance	1	Building Serv Supv
		2	Housekeeper/Custodian
	Fleet Services Division	1	Storekeeper I
	Subtotal	4	
Health Services Agency	Administration	1	Accountant I
		1	Manager I
		1	Sr Custodian
	Clinics & Ancillary Services	1	Admin Clerk I
		1	Community Health Work II
		1	Family Practice Physician
		2	Nursing Asst
		1	Phys/Occupational Therapist II
		3	Sr Nurse Practitioner
		1	Sr Physician Asst

**Unfunded Vacant Positions
As of September 21, 2013**

Department	Budget Unit	# of Positions	Classification
Health Services Agency	Clinics & Ancillary Services	2	Staff Nurse II
		2	Staff Nurse III
	Public Health	7	Admin Clerk II
		1	Admin Secretary
		1	Asst Director
		1	Asst Public Health Officer
		3	Community Health Work III
		7	Public Health Nurse II
		3	Public Health Nurse III
		Subtotal	40
Library	Library	2	Admin Clerk I
		1	Application Specialist II
		3	Librarian II
		2	Librarian III
		3	Library Asst II
		Subtotal	11
Parks & Recreation	Parks & Recreation	1	Account Clerk III
		1	Deputy Director Of Parks
		1	Manager III
		7	Park Mntc Worker II
Subtotal	10		
Planning & Community Develop	Building Permits	1	Admin Clerk III
	Planning	2	Admin Clerk III
		3	Manager III
	Redevelopment	1	Assoc Planner
	Special Revenue Grants	1	Assoc Planner
Subtotal	8		
Probation	Administration	1	Accounting Tech
		1	Manager II
	Field Services	1	Deputy Prob Offcr II
	Institutional Services	1	Confidential Assistant II
		5	Probation Corrections Offc II
	JJCPA	4	Probation Corrections Offc II
Subtotal	13		
Public Defender	Public Defender	5	Attorney V
		1	Legal Clerk III
		1	Special Investigator II
Subtotal	7		
Public Works	Administration	1	Software Developer/Analyst III
	Engineering	2	Sr Engineering Tech
		1	Sr Engineering/Surveying Tech
	Morgan Shop	1	Heavy Equip Mechanic
	Road & Bridge	2	Road Mntc Worker III
		2	Road Supv

**Unfunded Vacant Positions
As of September 21, 2013**

Department	Budget Unit	# of Positions	Classification
	Subtotal	9	
Sheriff	Administration	1	Staff Serv Coordinator
	CAL-MMET Program	1	Legal Clerk III
	Contract Cities	2	Deputy Sheriff
	Court Security	1	Sergeant
	Detention	3	Deputy Sheriff
	Subtotal	8	
Stanislaus Regional 911	Stanislaus Regional 911	2	Emer Call Taker
		3	Emergency Dispatcher
		1	Manager IV
	Subtotal	6	
Strategic Business Technology	Strategic Business Technology	1	Sr Software Developer/Analyst
		Subtotal	1
Treasurer	Revenue Recovery	2	Account Clerk III
	Tax Collector	2	Account Clerk III
		1	Software Developer/Analyst III
	Subtotal	5	
	GRAND TOTAL	208	



Special Districts



SPECIAL DISTRICTS UNDER THE BOARD OF SUPERVISORS

Special Districts are a form of government created by a local community to meet a specific need. Most only provide a single service. Special Districts are distinguished by four common characteristics:

- ◆ Are a form of government;
- ◆ Governed by a board;
- ◆ Provide services and facilities; and
- ◆ Have defined boundaries.

Only those residents who benefit from services provided by a Special District pay for them. Certain types of Special Districts require that the City Council or County Supervisors serve as their governing boards. Nevertheless, Special Districts remain separate local governments.

Included in this budget document is a schedule of the 2013-2014 Final Budgets for Special Districts governed by the Board of Supervisors, whose funds are maintained in the County Treasury. They are identified by type—County Service Area, Lighting, Lighting and Landscape, and Storm Drain.

County Service Area

A County Service Area (CSA) may be established to provide any one or more of a variety of extended services within a particular area. At the time the CSA is established, the Board of Supervisors specifies the type or types of services proposed to be provided within the area. CSAs in Stanislaus County typically provide drainage control and landscaping. These Districts provide for:

- a) The control of storm water, including waters which arise outside the District and which flow or drain into or through the District;
- b) The protection from damage by storm of private and public property within the District; and
- c) The maintenance of landscaping associated with drainage basins and/or park facilities within the District.

Lighting and Landscape

Each Lighting and/or Landscape District funds specific improvements and/or services that include the maintenance and operation of lighting and/or landscape improvements and associated structures located within public right-of-ways and dedicated easements.

Storm Drain

The Board of Supervisors may create and govern a Storm Drain Maintenance District to do the following work: cleaning, repairing, renewal, replacement, widening or straightening of existing storm drain structures, watercourses or drainage channels, and the installation of adjoining structures when necessary for the adequate functioning of such drainage facilities. The District may also construct additional storm drain channels or structures and maintain the same whenever necessary to provide proper and adequate drainage of the surface water.

FINANCIAL SUMMARY

Special District funds can only be used for the purpose for which they were collected. Districts receive revenue from property taxes and/or special assessments. A District levying a tax rate and receiving ad valorem taxes prior to the passage of Proposition 13 now receives a portion of the 1% levy.

With the passage of Proposition 13, the amount of property taxes received by Districts was restricted. To fund expenses, a direct assessment was authorized by the Board of Supervisors. In addition, in

November 1996, California voters approved Proposition 218, which requires that an increase or new assessment can only become effective through a ballot procedure approved by a simple majority.

County Service Areas

Proposed Budget

There are a total of 19 County Service Areas (CSA). The total budgeted amount for all the CSAs in Fiscal Year 2013-2014 is \$960,507. This Proposed Budget is funded by \$695,108 in revenue and \$265,399 in fund balance. Fund balances in all of the CSA's are projected to be positive as of June 30, 2013 and remain positive through June 30, 2014.

CSA 10 in Salida is in need of sidewalk repair/replacement at an estimated cost of \$280,000. Phase 1 of the repairs, totaling \$165,000, is to be completed in Fiscal Year 2013-2014, with the remaining repairs completed as funding is identified. For Fiscal Year 2013-2014 the budget for CSA 10 will include an increase of \$165,000; \$140,000 out of CSA 10-Public Works which will cover half of the sidewalk repair/replacement and \$25,000 budgeted for CSA 10-Parks which will cover the costs of the tree removal for the project.

Funding for the sidewalk repair project will be taken from the Pump Reserve that was established for the replacement/repair of the drainage pumps in the Salida area. This reduces the funding set aside for pump replacement to \$60,000 which could be problematic in the event of a pump failure. CSA 10's storm drain system contains seven water pumps ranging from 7.5 to 70-horsepower.

Final Budget

At the time of the Fiscal Year 2013-2014 Adopted Proposed Budget, spending plans were estimated and appropriations and estimated revenues were approved for the dependent special districts governed by the Board of Supervisors to allow them to operate in the fiscal year. Subsequent analysis during the development of the assessment rates and related engineer reports resulted in the requested changes to the Adopted Proposed Budgets for 11 County Service Areas (CSA). The requested changes bring the budgets in line with the approved engineer reports.

Special Districts receive revenue from property taxes and/or special assessments. The funds can only be used for the purpose for which they were collected and only those residents who benefit from services provided by a special district pay for them. It is recommended that the budget adjustments be made as shown in the following schedules:

County Service Areas

Fund	District Name	Revenues			Expenditures		
		Adopted Proposed Budget FY 2013-2014	Add'l Budget Request	Total Final Budget	Adopted Proposed Budget FY 2013-2014	Add'l Budget Request	Total Final Budget
1823	CSA 16-Olive Ranch	16,926	(2,157)	14,769	14,769	0	14,769
1825	CSA-18 Atlas Park	11,402	(62)	11,340	11,340	0	11,340
1826	CSA 19-Sterling/Runyan	39,123	(5,000)	34,123	38,700	0	38,700
1827	CSA 20-Summit Corp	7,088	1,342	8,430	8,000	0	8,000
1828	CSA 21-Riopel	25,479	(2,500)	22,979	27,979	0	27,979
1829	CSA 22-Old School North	8,465	(1,000)	7,465	10,465	0	10,465
1830	CSA 23-Hillsborough Shutz	4,625	(1,600)	3,025	9,025	0	9,025
1831	CSA 24-Hideaway Terrace	8,300	(750)	7,550	9,050	0	9,050
1832	CSA 25-Suncrest II	9,271	(3,000)	6,271	9,271	0	9,271
1833	CSA 26-Keyes	123,307	(15,000)	108,307	207,389	0	207,389
1834	CSA 27-Empire	8,700	(1,000)	7,700	8,700	0	8,700
Total			(30,727)				

Decreases of \$30,727 in revenues are requested in the County Service Areas. The decrease in revenue is the result of decreased assessments from those originally projected due to higher than projected fund balance available to offset expenditures. The requested changes bring the CSA budgets in line with the previously approved engineer reports.

Lighting and/or Landscape Districts

Proposed Budget

The largest number of Districts, 37, is the Lighting and/or Landscape Districts. The total budgeted amount for all Landscape and/or Lighting Districts for Fiscal Year 2013-2014 is \$550,886. This Proposed Budget is funded by \$494,375 in revenue and \$56,511 in fund balance.

Lighting Districts continue to experience loss due to several hit and run collisions with streetlight poles, vandalism and theft. These costs are borne by the lighting district in addition to regular maintenance and operations. This can result in significant fluctuation of needed assessments. In order to smooth out assessments, a contingency reserve has been, or will be, implemented. Department maintenance staff have also implemented measures to reduce instances of vandalism and theft.

North McHenry Lighting District is anticipated to have a negative cash balance of \$22,812 on June 30, 2013. The assessment for this district is fixed and cannot be increased without property owner approval. A ballot procedure was conducted in Fiscal Year 2010-2011 and an increase was not approved. Therefore, roughly 60% of the lights within the lighting district were turned off. These will remain off until the deficit is recovered. At that time, the funding and expenditures will be evaluated to determine how many of the lights can be re-energized.

Final Budget

At the time of the Fiscal Year 2013-2014 Adopted Proposed Budget, spending plans were estimated and appropriations and estimated revenues were approved for the dependent special districts governed by the Board of Supervisors to allow them to operate in the fiscal year. Subsequent analysis during the development of the assessment rates and related engineer reports resulted in the requested changes to the Adopted Proposed Budgets for 4 Landscape and Lighting Districts (LLD). The requested changes bring the budgets in line with the approved engineer reports.

Special Districts receive revenue from property taxes and/or special assessments. The funds can only be used for the purpose for which they were collected and only those residents who benefit from services provided by a special district pay for them. It is recommended that the budget adjustments be made as shown in the following schedules:

Lighting & Landscape Districts

Fund	District Name	Revenues			Expenditures		
		Adopted Proposed Budget FY 2013-2014	Add'l Budget Request	Total Final Budget	Adopted Proposed Budget FY 2013-2014	Add'l Budget Request	Total Final Budget
1882	Bret Harte	48,500	500	49,000	50,500	0	50,500
1880	Howard McCracken	22,142	(542)	21,600	21,100	0	21,100
1884	Paradise South	19,600	900	20,500	20,600	0	20,600
1877	Riverdale	10,800	500	11,300	11,800	0	11,800
Total			1,358				

A minor adjustment of an increase of \$1,358 is requested for the Landscape and Lighting Districts. On review of the districts while preparing to establish the assessment, it was noted that more revenue was required to meet anticipated expenditures.

Lighting Districts

Fund	District Name	Revenues			Expenditures		
		Adopted	Add'l	Total Final	Adopted	Add'l	Total Final
		Budget FY 2013-2014	Budget Request	Budget	Budget FY 2013-2014	Budget Request	Budget
1850	Airport Neighborhood	24,881	(3,990)	20,891	29,387	0	29,387
1851	Almond Wood	10,703	(796)	9,907	9,907	0	9,907
1970	Beard Industrial	9,149	(3,050)	6,099	6,099	0	6,099
1852	Country Club A	2,647	(39)	2,608	4,402	0	4,402
1853	Country Club B	1,437	(479)	958	958	0	958
1856	Denair	45,447	4,304	49,751	55,465	0	55,465
1857	Empire	17,941	(2,000)	15,941	29,854	0	29,854
1858	Fairview Tract	6,950	(1,033)	5,917	9,450	0	9,450
1860	Gibbs	4,805	(1,602)	3,203	3,203	0	3,203
1861	Golden State	3,752	(788)	2,964	2,501	0	2,501
1862	Hillcrest	17,543	(1,800)	15,743	15,743	0	15,743
1973	Kenwood	3,594	(362)	3,232	3,232	0	3,232
1863	Mancini	5,584	1,000	6,584	7,940	0	7,940
1972	Marshall	2,458	(613)	1,845	2,712	0	2,712
1864	Monterey Park	1,648	500	2,148	3,115	0	3,115
1866	North Oaks	4,293	80	4,373	4,373	0	4,373
1867	Olympic Tract	12,110	(2,000)	10,110	16,490	0	16,490
1872	Salida	120,171	(5,716)	114,455	123,359	0	123,359
1876	Schwartz-Baize	564	(188)	376	376	0	376
1873	Sunset Oaks	9,966	500	10,466	17,369	0	17,369
1874	Sylvan Village 2	4,105	(18)	4,087	6,038	0	6,038
1875	Tempo Park	6,613	482	7,095	10,250	0	10,250
Total			(17,608)				

Lighting Districts' revenues are requested to decrease by \$17,608. The decrease in revenue is the result of decreased assessments from those originally projected due to higher than projected fund balance available to offset expenditures.

Storm Drain Districts

Proposed Budget

There are a total of 7 Storm Drain Districts. The total budgeted amount for all Storm Drain Districts in Fiscal Year 2013-2014 is \$672,660. This Proposed Budget is funded by \$45,617 in revenue and \$627,043 in fund balance. Due to the type of service provided and the potential for significant expenditures in a severe winter, all available resources are typically budgeted.

Final Budget

There are no recommended changes in funding to this budget.

Budgets—Expenditures and Revenues

◆ County Service Areas

- ◆ The Public Works Department determines estimated expenditures based on projected maintenance for the District.
- ◆ The Public Works Department determines estimated revenue based on projected direct assessments and property tax receipts.

◆ Landscape and/or Lighting Districts

- ◆ The Public Works Department determines estimated expenditures based on prior year actual expenses and projected maintenance.
- ◆ The Public Works Department determines estimated revenue based on projected direct assessments and property tax receipts.

◆ Storm Drain Districts

- ◆ The Public Works Department determines estimated revenue based on projected direct assessments and property tax receipts and determines estimated District expenditures based on available financing. The District's Advisory Board initiates any necessary maintenance. Payment requests are submitted to the Public Works Department for review and processing.

**Stanislaus County
Special Districts Summary
Fiscal Year 2013-2014**

District Name	2013-2014 Final Budget			Estimated Fund Balance June 30, 2014
	Fund Balance June 30, 2013	Revenue	Expenditures	
1	2	3	4	5
Lighting & Lighting Maintenance Districts				
Airport Neighborhood Lighting	\$ 27,687	\$ 20,891	\$ 29,387	\$ 19,191
Almond Wood Estates Lighting	\$ 7,703	\$ 9,907	\$ 9,907	\$ 7,703
Beard Industrial Lighting	\$ 7,342	\$ 6,099	\$ 6,099	\$ 7,342
Country Club Lighting Zone A	\$ 4,213	\$ 2,608	\$ 4,402	\$ 2,419
Country Club Lighting Zone B	\$ 638	\$ 958	\$ 958	\$ 638
Crowslanding Lighting	\$ 6,240	\$ 1,790	\$ 3,857	\$ 4,173
Denair Lighting	\$ 24,555	\$ 49,751	\$ 55,465	\$ 18,841
Deo Gloria Estates Lighting	\$ 5,323	\$ 4,870	\$ 5,171	\$ 5,022
Empire Lighting	\$ 32,228	\$ 15,941	\$ 29,854	\$ 18,315
Fairview Tract Lighting	\$ 12,765	\$ 5,917	\$ 9,450	\$ 9,232
Gibbs Ranch Lighting	\$ 5,051	\$ 3,203	\$ 3,203	\$ 5,051
Gilbert Road Lighting	\$ 178	\$ 515	\$ 462	\$ 231
Golden State Lighting	\$ 870	\$ 2,964	\$ 2,501	\$ 1,333
Hillcrest Estates Lighting	\$ 25,393	\$ 15,743	\$ 15,743	\$ 25,393
Kenwood Park Lighting	\$ 2,139	\$ 3,232	\$ 3,232	\$ 2,139
Mancini Park Homes Lighting	\$ 6,060	\$ 6,584	\$ 7,940	\$ 4,704
Marshall Avenue Lighting	\$ 2,229	\$ 1,845	\$ 2,712	\$ 1,362
Monterey Park Lighting	\$ 2,646	\$ 2,148	\$ 3,115	\$ 1,679
North McHenry Lighting	\$ (22,812)	\$ 7,001	\$ 3,426	\$ (19,237)
North McHenry #2 Lighting	\$ 1,408	\$ 1,372	\$ 1,850	\$ 930
North Oaks Lighting	\$ 4,085	\$ 4,373	\$ 4,373	\$ 4,085
Olympic Tract Lighting	\$ 18,589	\$ 10,110	\$ 16,490	\$ 12,209
Peach Blossom Estates Lighting	\$ 1,136	\$ 1,118	\$ 1,202	\$ 1,052
Richland Tract Lighting	\$ 7,588	\$ 4,294	\$ 7,431	\$ 4,451
Salida Lighting	\$ 108,222	\$ 114,455	\$ 123,359	\$ 99,318
Schwartz-Baize Lighting	\$ 384	\$ 376	\$ 376	\$ 384
Sunset Oaks Lighting	\$ 11,072	\$ 10,466	\$ 17,369	\$ 4,169
Sylvan Village #2 Lighting	\$ 6,258	\$ 4,087	\$ 6,038	\$ 4,307
Tempo Park Lighting	\$ 9,858	\$ 7,095	\$ 10,250	\$ 6,703
Total Lighting & Lighting Mtc Districts	\$ 319,048	\$ 319,713	\$ 385,622	\$ 253,139
Storm Drainage & Maintenance Districts				
Storm Drain #1	\$ 20,618	\$ 745	\$ 20,618	\$ 745
Storm Drain #2	\$ 5,396	\$ 45	\$ 5,396	\$ 45
Storm Drain #3	\$ 1,748	\$ 15	\$ 1,748	\$ 15
Storm Drain #6	\$ 122,808	\$ 3,135	\$ 122,808	\$ 3,135
Storm Drain #8	\$ 491,374	\$ 40,996	\$ 491,374	\$ 40,996
Storm Drain #9	\$ 4,045	\$ 34	\$ 4,045	\$ 34
Storm Drain #10	\$ 26,671	\$ 647	\$ 26,671	\$ 647
Total Storm Drainage & Mtc Districts	\$ 672,660	\$ 45,617	\$ 672,660	\$ 45,617

**Stanislaus County
Special Districts Summary
Fiscal Year 2013-2014**

District Name	2013-2014 Final Budget			Estimated Fund Balance June 30, 2014
	Fund Balance June 30, 2013	Revenue	Expenditures	
1	2	3	4	5
County Service Area Districts				
County Service Area No. 4	\$ 84,415	\$ 4,299	\$ 10,161	\$ 78,553
County Service Area No. 5	\$ 145,034	\$ 6,499	\$ 10,476	\$ 141,057
County Service Area No. 7	\$ 57,562	\$ 2,000	\$ 4,898	\$ 54,664
County Service Area No. 8	\$ 15,071	\$ 750	\$ 3,817	\$ 12,004
County Service Area No. 9	\$ 49,397	\$ 1,499	\$ 7,006	\$ 43,890
County Service Area No. 10	\$ 463,917	\$ 416,375	\$ 564,692	\$ 315,600
County Service Area No. 11	\$ 6,521	\$ -	\$ 1,500	\$ 5,021
County Service Area No. 12	\$ 24,780	\$ 1,000	\$ 3,269	\$ 22,511
County Service Area No. 16	\$ 66,209	\$ 14,769	\$ 14,769	\$ 66,209
County Service Area No. 18	\$ 13,580	\$ 11,340	\$ 11,340	\$ 13,580
County Service Area No. 19	\$ 184,758	\$ 34,123	\$ 38,700	\$ 180,181
County Service Area No. 20	\$ 3,570	\$ 8,430	\$ 8,000	\$ 4,000
County Service Area No. 21	\$ 71,434	\$ 22,979	\$ 27,979	\$ 66,434
County Service Area No. 22	\$ 31,055	\$ 7,465	\$ 10,465	\$ 28,055
County Service Area No. 23	\$ 78,952	\$ 3,025	\$ 9,025	\$ 72,952
County Service Area No. 24	\$ 9,646	\$ 7,550	\$ 9,050	\$ 8,146
County Service Area No. 25	\$ 13,185	\$ 6,271	\$ 9,271	\$ 10,185
County Service Area No. 26	\$ 554,276	\$ 108,307	\$ 207,389	\$ 455,194
County Service Area No. 27	\$ 8,124	\$ 7,700	\$ 8,700	\$ 7,124
Total County Service Area Districts	\$ 1,881,486	\$ 664,381	\$ 960,507	\$ 1,585,360
Lighting & Landscape Districts				
Bret Hart Landscape & Lighting	\$ 35,337	\$ 49,000	\$ 50,500	\$ 33,837
Bystrom Landscape & Lighting	\$ 21,865	\$ 26,000	\$ 28,000	\$ 19,865
Del Rio Heights Landscape	\$ (224)	\$ 4,512	\$ 3,764	\$ 524
Howard/McCracken Landscape & Lighting	\$ 18,242	\$ 21,600	\$ 21,100	\$ 18,742
Laurel Landscape & Lighting	\$ 10,064	\$ 12,000	\$ 14,000	\$ 8,064
Paradise South Landscape & Lighting	\$ 13,092	\$ 20,500	\$ 20,600	\$ 12,992
Riverdale Landscape & Lighting	\$ 7,097	\$ 11,300	\$ 11,800	\$ 6,597
Riverview Landscape & Lighting	\$ 14,390	\$ 13,500	\$ 15,500	\$ 12,390
Total Lighting & Landscape Districts	\$ 119,863	\$ 158,412	\$ 165,264	\$ 113,011
Total Special Districts	\$ 2,993,057	\$ 1,188,123	\$ 2,184,053	\$ 1,997,127



State Controller Schedules

Fund Name	Total Financing Sources				Total Financing Uses		
	Fund Balance Unreserved/ Undesignated June 30, 2013	Decreases to Reserves/ Designations/Net Assets	Additional Financing Sources	Total Financing Sources	Financing Uses	Increases to Reserves/ Designations/Net Assets	Total Financing Uses
1	2	3	4	5	6	7	8
Governmental Funds							
General Fund	\$ 10,914,195	\$ 12,561,541	\$ 235,249,701	\$ 258,725,437	\$ 256,601,294	\$ 2,124,143	\$ 258,725,437
Special Revenue Funds	(15,340,509)	34,823,040	617,379,734	636,862,265	627,635,853	9,226,412	636,862,265
Capital Projects Funds	946,414	5,899,272	1,096,000	7,941,686	731,898	7,209,788	7,941,686
Debt Service Funds	(2,116,672)	2,116,672	-	-	-	-	-
Total Governmental Funds	\$ (5,596,572)	\$ 55,400,525	\$ 853,725,435	\$ 903,529,388	\$ 884,969,045	\$ 18,560,343	\$ 903,529,388
Other Funds							
Internal Service Funds	\$ 1,192,045	\$ -	\$ 89,651,737	\$ 90,843,782	\$ 90,843,782	\$ -	\$ 90,843,782
Enterprise Funds	4,712,307	-	62,462,597	67,174,904	67,174,904	-	67,174,904
Special Districts and Other Agencies		995,930	1,188,123	2,184,053	2,184,053		2,184,053
Total Other Funds	\$ 5,904,352	\$ 995,930	\$ 153,302,457	\$ 160,202,739	\$ 160,202,739	\$ -	\$ 160,202,739
Total All Funds	\$ 307,780	\$ 56,396,455	\$ 1,007,027,892	\$ 1,063,732,127	\$ 1,045,171,784	\$ 18,560,343	\$ 1,063,732,127
Arithmetic Results				COL 2+3+4			COL 6+7
Governmental Fund Totals Transferred From	SCH 2, COL 2	SCH 2, COL 3	SCH 2, COL 4	SCH 2, COL 5 COL 5 = COL 8	SCH 2, COL 6	SCH 2, COL 7	SCH 2, COL 8 COL 5 = COL 8
Internal Service Fund From			SCH 10, COL 5		SCH 10, COL 5	SCH 10, COL 5	
Enterprise Fund From		SCH 11, COL 5	SCH 11, COL 5		SCH 11, COL 5		
Special Districts From Arithmetic Results	SCH 12, COL 2	SCH 12, COL 3	SCH 12, COL 4	SCH 12, COL 5 COL 5 = COL 8	SCH 12, COL 6	SCH 12, COL 7	SCH 12, COL 8 COL 5 = COL 8
Arithmetic Results				COL 2+3+4			COL 6+7
Governmental Fund Totals Transferred From	SCH 2, COL 2	SCH 2, COL 3	SCH 2, COL 4	SCH 2, COL 5 COL 5 = COL 8	SCH 2, COL 6	SCH 2, COL 7	SCH 2, COL 8 COL 5 = COL 8
Internal Service Fund From			SCH 10, COL 5		SCH 10, COL 5	SCH 10, COL 5	
Enterprise Fund From		SCH 11, COL 5	SCH 11, COL 5		SCH 11, COL 5		
Special Districts From Arithmetic Results	SCH 12, COL 2	SCH 12, COL 3	SCH 12, COL 4	SCH 12, COL 5 COL 5 = COL 8	SCH 12, COL 6	SCH 12, COL 7	SCH 12, COL 8 COL 5 = COL 8

Fund Name	Total Financing Sources				Total Financing Uses		
	Fund Balance Unreserved/ Undesignated June 30, 2013	Decreases to Reserves/ Designations	Additional Financing Sources	Total Financing Sources	Financing Uses	Increases to Reserves/ Designations	Total Financing Uses
1	2	3	4	5	6	7	8
General Fund							
General Fund	\$ 10,914,195	\$ 12,561,541	\$ 235,249,701	\$ 258,725,437	\$ 256,601,294	\$ 2,124,143	\$ 258,725,437
Total General Fund	\$ 10,914,195	\$ 12,561,541	\$ 235,249,701	\$ 258,725,437	\$ 256,601,294	\$ 2,124,143	\$ 258,725,437
Special Revenue Funds							
Special Revenue Funds	\$ (15,340,509)	\$ 34,823,040	\$ 617,379,734	\$ 636,862,265	\$ 627,635,853	\$ 9,226,412	\$ 636,862,265
Total Special Revenue Funds	\$ (15,340,509)	\$ 34,823,040	\$ 617,379,734	\$ 636,862,265	\$ 627,635,853	\$ 9,226,412	\$ 636,862,265
Capital Project Funds							
Capital Project Funds	\$ 946,414	\$ 5,899,272	\$ 1,096,000	\$ 7,941,686	\$ 731,898	\$ 7,209,788	\$ 7,941,686
Total Capital Project Funds	\$ 946,414	\$ 5,899,272	\$ 1,096,000	\$ 7,941,686	\$ 731,898	\$ 7,209,788	\$ 7,941,686
Debt Service Funds							
Debt Service Funds	\$ (2,116,672)	\$ 2,116,672	\$ -	\$ -	\$ -	\$ -	\$ -
Total Debt Service Funds	\$ (2,116,672)	\$ 2,116,672	\$ -	\$ -	\$ -	\$ -	\$ -
Total Governmental Funds	\$ (5,596,572)	\$ 55,400,525	\$ 853,725,435	\$ 903,529,388	\$ 884,969,045	\$ 18,560,343	\$ 903,529,388
Appropriations Limit	\$ 321,612,872						
Appropriations Subject to Limit	\$ 132,183,458						
Arithmetic Results				COL 2+3+4 COL 5 = COL 8			COL 6+7 COL 5 = COL 8
Totals Transferred From	SCH 3, COL 6	SCH 4, COL 4	SCH 5, COL 5		SCH 7, COL 5	SCH 4, COL 6	SCH 7, COL 5
Totals Transferred To	SCH 1, COL 2	SCH 1, COL 3	SCH 1, COL 4	SCH 1, COL 5	SCH 1, COL 6	SCH 1, COL 7	SCH 1, COL 8

State Controller Schedules
 County Budget Act
 August 2013

Stanislaus County
 Fund Balance - Governmental Funds
 Fiscal Year 2013-14

Schedule 3

Actual
 Estimated

Fund Name	Total Fund Balance June 30, 2013	Less: Fund Balance-Reserved/Designated			Fund Balance Unreserved/ Undesignated June 30, 2013
		Encumbrances	General & Other Reserves	Designations	
1	2	3	4	5	6
General Fund					
General Fund	\$ 134,442,871	\$ 2,124,143	\$ 110,215,856	\$ 11,188,677	\$ 10,914,195
Total General Fund	\$ 134,442,871	\$ 2,124,143	\$ 110,215,856	\$ 11,188,677	\$ 10,914,195
Special Revenue Funds					
Special Revenue Funds	\$ 199,672,100	\$ 9,226,412	\$ 8,734,721	\$ 197,051,476	\$ (15,340,509)
Total Special Revenue Funds	\$ 199,672,100	\$ 9,226,412	\$ 8,734,721	\$ 197,051,476	\$ (15,340,509)
Capital Project Funds					
Capital Project Funds	\$ 89,002,889	\$ 5,899,272	\$ 9,303,650	\$ 72,853,553	\$ 946,414
Total Capital Project Funds	\$ 89,002,889	\$ 5,899,272	\$ 9,303,650	\$ 72,853,553	\$ 946,414
Debt Service Funds					
Debt Service Funds	\$ 12,348,384	\$ -	\$ 11,300,485	\$ 3,164,571	\$ (2,116,672)
Total Debt Service Funds	\$ 12,348,384	\$ -	\$ 11,300,485	\$ 3,164,571	\$ (2,116,672)
Total Governmental Funds	\$ 435,466,244	\$ 17,249,827	\$ 139,554,712	\$ 284,258,277	\$ (5,596,572)
Arithmetic Results					COL 2 - 3 - 4 - 5
Totals Transferred From			COL 4 + 5 = SCH 4, COL 2	COL 4 + 5 = SCH 4, COL 2	
Totals Transferred To					SCH 2, COL 2

State Controller Schedules		Stanislaus County				Schedule 4
County Budget Act August 2013		Reserves/Designations - By Governmental Funds Fiscal Year 2013-14				
Description	Reserves/ Designations June 30, 2013	Decreases or Cancellations		Increases or New		Total Reserves/Designations for the Budget year
		Recommended	Adopted by the Board of Supervisors	Recommended	Adopted by the Board of Supervisors	
1	2	3	4	5	6	7
General Fund						
Fund bal/Retained earnings				\$ -	\$ -	\$ -
Fund bal-assigned-contingencies	\$ 11,674,783					\$ 11,674,783
Fund bal-assigned-tobacco settlement	\$ -					-
Fund bal-assigned-tobacco sec. interest	\$ -					-
Fund bal-assigned-retirement obligation	\$ 8,800,000					8,800,000
Fund bal-assigned-teeter plan	\$ 18,206,801					18,206,801
Fund bal-assigned-carryover appropriations	\$ 3,721,856					3,721,856
Fund bal-assigned-encumbrance		\$ 2,079,119	\$ 2,079,119	\$ 2,079,119	\$ 2,079,119	
Fund bal-assigned-encumb-contracts-econ bank		\$ 45,024	\$ 45,024	\$ 45,024	\$ 45,024	
Fund bal-assigned-debt service	\$ 10,950,000					10,950,000
Fund bal-assigned-budget balancing	\$ 17,733,210	10,437,398	10,437,398			7,295,812
Fund bal-assigned-75% carryover appropriations	\$ 13,887,741					13,887,741
Fund bal-assigned-other	\$ 4,834,546					4,834,546
Fund bal-committed-other	\$ 5,285,387					5,285,387
Fund bal-committed-capital acquisition	\$ 2,174,813					2,174,813
Fund bal-non-spendable-invest. fair value adj.	\$ 723,680					723,680
Fund bal-non-spendable-impres cash	\$ 91,835					91,835
Fund bal-non-spendable-adv to other funds	\$ 100,000					100,000
Fund bal-non-spendable-adv to other govts	\$ 4,393,668					4,393,668
Fund bal-non-spendable-teeter receivable	\$ 14,881,550					14,881,550
Fund bal-non-spendable-deposits with others	\$ -					-
Fund bal-non-spendable-prepaid items	\$ 216,186					216,186
Fund bal-restricted-other	\$ 3,728,477					3,728,477
Total General Fund	\$ 121,404,533	\$ 12,561,541	\$ 12,561,541	\$ 2,124,143	\$ 2,124,143	\$ 110,967,135
Special Revenue Funds						
Fund bal/Retained earnings		\$ -	\$ -	\$ -	\$ -	\$ -
Fund bal-assigned-encumbrance		\$ 9,226,412	\$ 9,226,412	\$ 9,226,412	\$ 9,226,412	
Fund bal-assigned-other	\$ 7,736,223					7,736,223
Fund bal-committed-other	\$ 691,898					691,898
Fund bal-committed-capital acquisition	\$ 4,182,043					4,182,043
Fund bal-non-spendable-invest. fair value adj.	\$ 425,909					425,909
Fund bal-non-spendable-impres cash	\$ 45,385					45,385
Fund bal-non-spendable-prepaid items	\$ 92,152					92,152
Fund bal-non-spendable-inventory	\$ 435,052					435,052
Fund bal-restricted-other	\$ 192,177,535	25,596,628	25,596,628			166,580,907
Total Special Revenue Funds	\$ 205,786,197	\$ 34,823,040	\$ 34,823,040	\$ 9,226,412	\$ 9,226,412	\$ 180,189,569
Capital Project Funds						
Fund bal/Retained earnings		\$ -	\$ -	\$ -	\$ -	\$ -
Fund bal-assigned-encumbrance		\$ 5,899,272	\$ 5,899,272	\$ 5,899,272	\$ 5,899,272	
Fund bal-assigned-debt service	\$ -					-
Fund bal-committed-other	\$ 338,315					338,315
Fund bal-non-spendable-invest. fair value adj.	\$ 376,745					376,745
Fund bal-non-spendable-adv to other govts	\$ -					-
Fund bal-non-spendable-cash with fiscal agent	\$ -					-
Fund bal-restricted-other	\$ 72,515,238			1,310,516	1,310,516	73,825,754
Prior Period Adjustment	\$ -					-
Total Capital Project Funds	\$ 73,230,298	\$ 5,899,272	\$ 5,899,272	\$ 7,209,788	\$ 7,209,788	\$ 74,540,814
Debt Service Funds						
Fund bal/Retained earnings		\$ -	\$ -	\$ -	\$ -	\$ -

State Controller Schedules		Stanislaus County				Schedule 4	
County Budget Act August 2013		Reserves/Designations - By Governmental Funds Fiscal Year 2013-14					
Description	Reserves/ Designations June 30, 2013	Decreases or Cancellations		Increases or New		Total Reserves/Designations for the Budget year	
		Recommended	Adopted by the Board of Supervisors	Recommended	Adopted by the Board of Supervisors		
1	2	3	4	5	6	7	
Fund bal-committed-other	\$ 20,505	-	-	-	-	20,505	
Fund bal-non-spendable-invest. fair value adj.	\$ 15,174	-	-	-	-	15,174	
Fund bal-non-spendable-cash with fiscal agent	\$ 11,264,806	-	-	-	-	11,264,806	
Fund bal-restricted-other	\$ 3,164,571	2,116,672	2,116,672			1,047,899	
Total Debt Service Funds	\$ 14,465,056	\$ 2,116,672	\$ 2,116,672	\$ -	\$ -	\$ 12,348,384	
Total Governmental Funds	\$ 414,886,084	\$ 55,400,525	\$ 55,400,525	\$ 18,560,343	\$ 18,560,343	\$ 378,045,902	
Arithmetic Results						COL 2 - 4 + 6	
Total Transferred From					SCH 7, COL 5		
Total Transferred To	SCH 3, COL'S 4 & 5		SCH 2, COL 3		SCH 2, COL 7		

State Controller Schedules

Stanislaus County

Schedule 5

County Budget Act
August 2013

Summary of Additional Financing Sources by Source and Fund
Governmental Funds
Fiscal Year 2013-14

Description	2011-12 Actual	2012-13 Actual Estimated	2013-14 Recommended	2013-14 Adopted by the Board of Supervisors
1	2	3	4	5
Summarization by Source				
Taxes	\$ 112,894,877	\$ 126,691,525	\$ 118,155,242	\$ 118,155,242
Licenses, Permits and Franchises	\$ 3,251,371	\$ 3,427,357	\$ 3,863,289	\$ 3,863,289
Fines, Forfeitures and Penalties	\$ 11,277,500	\$ 11,709,281	\$ 8,724,310	\$ 8,724,310
Revenue From Use of Money and Property	\$ 6,297,189	\$ 4,889,404	\$ 4,946,216	\$ 4,946,216
Intergovernmental Revenue	\$ 439,103,665	\$ 473,597,380	\$ 554,576,098	\$ 554,576,098
Charges for Current Services	\$ 91,768,734	\$ 100,657,748	\$ 108,101,675	\$ 108,101,675
Miscellaneous Revenues	\$ 7,963,449	\$ 9,755,866	\$ 3,912,245	\$ 3,912,245
Other Financing Sources	\$ 68,735,929	\$ 115,067,587	\$ 51,446,360	\$ 51,446,360
Total Summarization by Source	\$ 741,292,714	\$ 845,796,148	\$ 853,725,435	\$ 853,725,435
Summarization by Fund				
General Fund	\$ 221,104,520	\$ 242,322,808	\$ 235,249,701	\$ 235,249,701
Special Revenue Funds	\$ 479,556,061	\$ 517,802,620	\$ 617,379,734	\$ 617,379,734
Capital Project Funds	\$ 12,625,683	\$ 39,629,021	\$ 1,096,000	\$ 1,096,000
Debt Service Funds	\$ 28,006,450	\$ 46,041,698	\$ 0	\$ 0
Total Summarization by Fund	\$ 741,292,714	\$ 845,796,147	\$ 853,725,435	\$ 853,725,435
Total Transferred From	SCH 6, COL 4	SCH 6, COL 5	SCH 6, COL 6	SCH 6, COL 7
Total Transferred To				SCH 2, COL 4
Summarization Totals Must Equal				Total by Source = Total by Fund

Fund Name	Financing Source Category	Financing Source Account (Sampling of Financing Source Categories and Accounts Presented, Not All Inclusive)	2011-12 Actual	2012-13 Actual Estimated <input checked="" type="checkbox"/>	2013-14 Recommended	2013-14 Adopted by the Board of Supervisors
1	2	3	4	5	6	7
GENERAL FUND						
TAXES						
		Property Taxes - Current Secured	\$ 35,885,454	\$ 44,144,825	\$ 36,673,000	\$ 36,673,000
		Property Taxes - Current Unsecured	\$ 1,753,733	1,799,223	1,860,000	1,860,000
		Property Taxes - Prior Unsecured	\$ 69,691	90,030	40,800	40,800
		Supplemental Property Taxes - Current Unsecured	\$ (92,916)	357,928	500,000	500,000
		Supplemental Property Taxes - Prior Unsecured	\$ 90,308	-	-	-
		Sales and Use Taxes	\$ 13,061,567	15,001,302	16,300,000	16,300,000
		Other Taxes	\$ 51,195,410	53,772,482	51,961,392	51,961,392
		Total Taxes	\$ 101,963,247	\$ 115,165,790	\$ 107,335,192	\$ 107,335,192
LICENSES, PERMITS AND FRANCHISES						
		Animal Licenses	\$ -	\$ -	\$ -	\$ -
		Business Licenses	\$ 75,878	68,850	77,000	77,000
		Construction Permits	\$ -	-	-	-
		Road Privileges and Permits	\$ -	-	-	-
		Zoning Permits Administration	\$ 98,381	94,454	88,000	88,000
		Franchises	\$ 992,963	987,557	975,000	975,000
		Other Licenses and Permits	\$ 748,440	794,177	773,000	773,000
		Total Licenses, Permits and Franchises	\$ 1,915,662	\$ 1,945,038	\$ 1,913,000	\$ 1,913,000
FINES, FORFEITURES, PENALTIES						
		Vehicle Code Fines	\$ 2,209,846	1,958,426	2,039,000	2,039,000
		Other Court Fines	\$ 442,378	387,336	411,000	411,000
		Forfeitures and Penalties	\$ 845,098	615,029	724,000	724,000
		Penalties/Costs on Delinquent Taxes	\$ 4,628,245	5,994,837	3,225,000	3,225,000
		Total Fines, Forfeitures, Penalties	\$ 8,125,567	\$ 8,955,628	\$ 6,399,000	\$ 6,399,000
REVENUE FROM USE OF MONEY AND PROPERTY						
		Interest	\$ 2,358,985	2,295,456	2,495,661	2,495,661
		Rents and Concessions	\$ 1,163,281	1,131,141	1,305,341	1,305,341
		Total Revenue From Use of Money and Property	\$ 3,522,266	\$ 3,426,597	\$ 3,801,002	\$ 3,801,002
INTERGOVERNMENTAL REVENUES						
		State				
		State-Highway Users Tax	\$ -	\$ -	\$ -	\$ -
		State-Motor Vehicle In-lieu Tax	\$ 11,958,257	11,725,870	12,590,743	12,590,743
		Other State-in-lieu Taxes	\$ -	-	-	-
		State-Public Assistance Administration	\$ -	-	-	-
		State-Public Assistance Program	\$ 1,514,337	1,514,326	1,438,700	1,438,700
		State-Health Administration	\$ 2,450	-	-	-
		State-Mental Health	\$ -	3,438,641	55,000	55,000
		State-Tuberculosis Control	\$ -	-	-	-
		Other State Health	\$ -	-	-	-
		State-Agriculture	\$ 2,189,390	2,031,549	1,857,657	1,857,657
		State-Construction	\$ -	-	-	-
		State-Disaster Relief	\$ -	-	-	-
		State-Veterans' Affairs	\$ 87,085	83,533	85,000	85,000
		State-Homeowners' Property Tax	\$ 577,731	557,186	557,000	557,000
		State-Public Safety Funds (program)	\$ 33,280,845	35,516,249	36,031,000	36,031,000
		State- Citizen's Option For Public Safety	\$ -	-	-	-
		State-Other	\$ 7,611,859	4,920,041	4,594,930	4,594,930
		Total State	\$ 57,221,954	\$ 59,787,395	\$ 57,210,030	\$ 57,210,030

Fund Name	Financing Source Category	Financing Source Account (Sampling of Financing Source Categories and Accounts Presented, Not All Inclusive)	2011-12 Actual	2012-13 Actual Estimated <input checked="" type="checkbox"/>	2013-14 Recommended	2013-14 Adopted by the Board of Supervisors
1	2	3	4	5	6	7
Federal						
		Federal-Public Assistance Administration	\$ -	\$ -	\$ -	\$ -
		Federal-Public Assistance Program	\$ 827,759	\$ 651,900	\$ 750,000	\$ 750,000
		Federal-Health Administration	\$ -	\$ -	\$ -	\$ -
		Federal-Construction	\$ -	\$ -	\$ -	\$ -
		Federal-Other	\$ 3,798,109	\$ 2,420,214	\$ 2,794,189	\$ 2,794,189
Total Federal			\$ 4,625,868	\$ 3,072,114	\$ 3,544,189	\$ 3,544,189
Other Governmental Agencies						
		Other Governmental Agencies	\$ 358,835	\$ 273,358	\$ 294,180	\$ 294,180
Total Other Governmental Agencies			\$ 358,835	\$ 273,358	\$ 294,180	\$ 294,180
Total Intergovernmental Revenues			\$ 62,206,657	\$ 63,132,867	\$ 61,048,399	\$ 61,048,399
CHARGES FOR SERVICES						
		Assessment & Tax Collection Fees	\$ 2,209,540	\$ 1,416,757	\$ 1,405,000	\$ 1,405,000
		Special Assessments	\$ 1,308,063	\$ 1,283,065	\$ 1,403,500	\$ 1,403,500
		Auditing & Accounting Fees	\$ 37,569	\$ 42,855	\$ 15,000	\$ 15,000
		Adoption Fees	\$ -	\$ -	\$ -	\$ -
		Election Services	\$ 656,314	\$ 122,530	\$ 648,402	\$ 648,402
		Legal Services	\$ 224,553	\$ 239,405	\$ 7,900	\$ 7,900
		Planning/Engineering Services	\$ 154,872	\$ 164,832	\$ 83,200	\$ 83,200
		Agricultural Services	\$ 710,803	\$ 693,416	\$ 693,500	\$ 693,500
		Civil Process Services	\$ 210,548	\$ 349,749	\$ 310,000	\$ 310,000
		Court Fees and Costs	\$ 1,013,867	\$ 733,473	\$ 862,677	\$ 862,677
		Estate Fees	\$ 25,214	\$ 50,563	\$ 21,000	\$ 21,000
		Humane Services	\$ -	\$ -	\$ -	\$ -
		Law Enforcement Services	\$ 9,280,091	\$ 9,981,473	\$ 10,478,915	\$ 10,478,915
		Recording Fees	\$ 1,533,918	\$ 1,787,469	\$ 1,908,500	\$ 1,908,500
		Road and Street Services	\$ -	\$ -	\$ -	\$ -
		Health Fees and Deductions	\$ -	\$ -	\$ -	\$ -
		Mental Health Services	\$ 3,063	\$ -	\$ -	\$ -
		California Children's Services	\$ -	\$ -	\$ -	\$ -
		Institutional Care and Service	\$ 1,083,709	\$ 762,573	\$ 865,000	\$ 865,000
		Educational Services	\$ 132,312	\$ 165,161	\$ 90,275	\$ 90,275
		Library Services	\$ -	\$ -	\$ -	\$ -
		Parks and Recreation Services	\$ 2,411,660	\$ 2,332,674	\$ 2,368,215	\$ 2,368,215
		Sanitation Services	\$ -	\$ -	\$ -	\$ -
		Other	\$ 2,009,850	\$ 1,572,067	\$ 1,817,977	\$ 1,817,977
		Governmental Interfund Revenue	\$ 10,590,108	\$ 17,675,747	\$ 20,579,336	\$ 20,579,336
		Interfund Revenue	\$ 1,742,585	\$ 1,974,564	\$ 2,374,787	\$ 2,374,787
Total Charges for Services			\$ 35,338,639	\$ 41,348,373	\$ 45,933,184	\$ 45,933,184
MISCELLANEOUS REVENUES						
		Other Sales	\$ 49,260	\$ 52,698	\$ 50,100	\$ 50,100
		Miscellaneous	\$ 1,075,227	\$ 859,886	\$ 1,268,757	\$ 1,268,757
Total Miscellaneous Revenues			\$ 1,124,487	\$ 912,584	\$ 1,318,857	\$ 1,318,857
OTHER FINANCING SOURCES						
		Sale of Fixed Assets	\$ 9,347	\$ 10,910	\$ 82,399	\$ 82,399
		Operating Transfers In	\$ 6,898,648	\$ 7,425,023	\$ 7,418,668	\$ 7,418,668
		Long Term Debt Proceeds	\$ -	\$ -	\$ -	\$ -
Total Other Financing Sources			\$ 6,907,995	\$ 7,435,933	\$ 7,501,067	\$ 7,501,067
TOTAL GENERAL FUND FINANCING SOURCES			\$ 221,104,520	\$ 242,322,810	\$ 235,249,701	\$ 235,249,701

Fund Name	Financing Source Category	Financing Source Account (Sampling of Financing Source Categories and Accounts Presented, Not All Inclusive)	2011-12 Actual	2012-13 Actual Estimated <input checked="" type="checkbox"/>	2013-14 Recommended	2013-14 Adopted by the Board of Supervisors
1	2	3	4	5	6	7
TOTAL GENERAL FUND FINANCING SOURCES			\$ 221,104,520	\$ 242,322,810	\$ 235,249,701	\$ 235,249,701
SPECIAL REVENUE FUNDS						
ENVIRONMENTAL RESOURCES						
TAXES						
		Property Taxes - Current Secured	\$ -	\$ -	\$ -	\$ -
		Property Taxes - Current Unsecured	\$ -	\$ -	\$ -	\$ -
		Property Taxes - Prior Unsecured	\$ -	\$ -	\$ -	\$ -
		Supplemental Property Taxes - Current Unsecured	\$ -	\$ -	\$ -	\$ -
		Supplemental Property Taxes - Prior Unsecured	\$ -	\$ -	\$ -	\$ -
		Sales and Use Taxes	\$ -	\$ -	\$ -	\$ -
		Other Taxes	\$ -	\$ -	\$ -	\$ -
		Total Taxes	\$ -	\$ -	\$ -	\$ -
LICENSES, PERMITS AND FRANCHISES						
		Animal Licenses	\$ -	\$ -	\$ -	\$ -
		Business Licenses	\$ -	\$ -	\$ -	\$ -
		Construction Permits	\$ -	\$ -	\$ -	\$ -
		Road Privileges and Permits	\$ -	\$ -	\$ -	\$ -
		Zoning Permits Administration	\$ -	\$ -	\$ -	\$ -
		Franchises	\$ -	\$ -	\$ -	\$ -
		Other Licenses and Permits	\$ -	\$ -	\$ -	\$ -
		Total Licenses, Permits and Franchises	\$ -	\$ -	\$ -	\$ -
FINES, FORFEITURES, PENALTIES						
		Vehicle Code Fines	\$ -	\$ -	\$ -	\$ -
		Other Court Fines	\$ -	\$ -	\$ -	\$ -
		Forfeitures and Penalties	\$ 49,251	\$ 43,128	\$ 1,500	\$ 1,500
		Penalties/Costs on Delinquent Taxes	\$ -	\$ -	\$ -	\$ -
		Total Fines, Forfeitures, Penalties	\$ 49,251	\$ 43,128	\$ 1,500	\$ 1,500
REVENUE FROM USE OF MONEY AND PROPERTY						
		Interest	\$ 19,283	\$ 13,209	\$ 10,000	\$ 10,000
		Rents and Concessions	\$ -	\$ -	\$ -	\$ -
		Total Revenue From Use of Money and Property	\$ 19,283	\$ 13,209	\$ 10,000	\$ 10,000
INTERGOVERNMENTAL REVENUES						
		State				
		State-Highway Users Tax	\$ -	\$ -	\$ -	\$ -
		State-Motor Vehicle In-lieu Tax	\$ -	\$ -	\$ -	\$ -
		Other State-in-lieu Taxes	\$ -	\$ -	\$ -	\$ -
		State-Public Assistance Administration	\$ -	\$ -	\$ -	\$ -
		State-Public Assistance Program	\$ -	\$ -	\$ -	\$ -
		State-Health Administration	\$ -	\$ -	\$ -	\$ -
		State-Mental Health	\$ -	\$ -	\$ -	\$ -
		State-Tuberculosis Control	\$ -	\$ -	\$ -	\$ -
		Other State Health	\$ 225,361	\$ 225,361	\$ 185,000	\$ 185,000
		State-Agriculture	\$ -	\$ -	\$ -	\$ -
		State-Construction	\$ -	\$ -	\$ -	\$ -
		State-Disaster Relief	\$ -	\$ -	\$ -	\$ -
		State-Veterans' Affairs	\$ -	\$ -	\$ -	\$ -
		State-Homeowners' Property Tax	\$ -	\$ -	\$ -	\$ -
		State-Public Safety Funds (program)	\$ -	\$ -	\$ -	\$ -
		State- Citizen's Option For Public Safety	\$ -	\$ -	\$ -	\$ -
		State-Other	\$ 710,277	\$ 665,877	\$ 616,379	\$ 616,379

Fund Name	Financing Source Category	Financing Source Account (Sampling of Financing Source Categories and Accounts Presented, Not All Inclusive)	2011-12 Actual	2012-13 Actual Estimated <input checked="" type="checkbox"/>	2013-14 Recommended	2013-14 Adopted by the Board of Supervisors
1	2	3	4	5	6	7
Total State			\$ 935,638	\$ 891,238	\$ 801,379	\$ 801,379
Federal						
		Federal-Public Assistance Administration	\$ -	\$ -	\$ -	-
		Federal-Public Assistance Program	\$ -	\$ -	\$ -	-
		Federal-Health Administration	\$ -	\$ -	\$ -	-
		Federal-Construction	\$ -	\$ -	\$ -	-
		Federal-Other	\$ -	\$ -	\$ -	-
Total Federal			\$ -	\$ -	\$ -	-
Other Governmental Agencies						
		Other Governmental Agencies	\$ -	\$ -	\$ 20,000	\$ 20,000
Total Other Governmental Agencies			\$ -	\$ -	\$ 20,000	\$ 20,000
Total Intergovernmental Revenues			\$ 935,638	\$ 891,238	\$ 821,379	\$ 821,379
CHARGES FOR SERVICES						
		Assessment & Tax Collection Fees	\$ -	\$ -	\$ -	-
		Special Assessments	\$ -	\$ -	\$ -	-
		Auditing & Accounting Fees	\$ -	\$ -	\$ -	-
		Adoption Fees	\$ -	\$ -	\$ -	-
		Election Services	\$ -	\$ -	\$ -	-
		Legal Services	\$ -	\$ -	\$ -	-
		Planning/Engineering Services	\$ 245	\$ 175	\$ -	-
		Agricultural Services	\$ -	\$ -	\$ -	-
		Civil Process Services	\$ -	\$ -	\$ -	-
		Court Fees and Costs	\$ -	\$ -	\$ -	-
		Estate Fees	\$ -	\$ -	\$ -	-
		Humane Services	\$ -	\$ -	\$ -	-
		Law Enforcement Services	\$ -	\$ -	\$ -	-
		Recording Fees	\$ -	\$ -	\$ -	-
		Road and Street Services	\$ -	\$ -	\$ -	-
		Health Fees and Deductions	\$ 4,103,414	\$ 4,120,731	\$ 4,034,136	\$ 4,034,136
		Mental Health Services	\$ -	\$ -	\$ -	-
		California Children's Services	\$ -	\$ -	\$ -	-
		Institutional Care and Service	\$ -	\$ -	\$ -	-
		Educational Services	\$ -	\$ -	\$ -	-
		Library Services	\$ -	\$ -	\$ -	-
		Parks and Recreation Services	\$ -	\$ -	\$ -	-
		Sanitation Services	\$ 1,463,962	\$ 1,577,184	\$ 1,646,350	\$ 1,646,350
		Other	\$ 222,008	\$ 72,045	\$ 115,455	\$ 115,455
		Governmental Interfund Revenue	\$ 2,319,619	\$ 2,087,074	\$ 1,964,248	\$ 1,964,248
		Interfund Revenue	\$ 210,513	\$ 171,040	\$ 250,000	\$ 250,000
Total Charges for Services			\$ 8,319,761	\$ 8,028,249	\$ 8,010,189	\$ 8,010,189
MISCELLANEOUS REVENUES						
		Other Sales	\$ -	\$ -	\$ -	-
		Miscellaneous	\$ 18,223	\$ 12,396	\$ 1,300	\$ 1,300
Total Miscellaneous Revenues			\$ 18,223	\$ 12,396	\$ 1,300	\$ 1,300
OTHER FINANCING SOURCES						
		Sale of Fixed Assets	\$ 2,650	\$ 1,137	\$ -	-
		Operating Transfers In	\$ 1,036,234	\$ 1,036,234	\$ 1,022,258	\$ 1,022,258
		Long Term Debt Proceeds	\$ -	\$ -	\$ -	-
Total Other Financing Sources			\$ 1,038,884	\$ 1,037,371	\$ 1,022,258	\$ 1,022,258
TOTAL ENVIRONMENTAL RESOURCES			\$ 10,381,040	\$ 10,025,591	\$ 9,866,626	\$ 9,866,626

Fund Name 1	Financing Source Category 2	Financing Source Account (Sampling of Financing Source Categories and Accounts Presented, Not All Inclusive) 3	2011-12 Actual 4	2012-13 Actual Estimated <input checked="" type="checkbox"/> <input type="checkbox"/> 5	2013-14 Recommended 6	2013-14 Adopted by the Board of Supervisors 7
CHILD SUPPORT SERVICES						
TAXES						
		Property Taxes - Current Secured	\$ -	\$ -	\$ -	-
		Property Taxes - Current Unsecured	\$ -	\$ -	\$ -	-
		Property Taxes - Prior Unsecured	\$ -	\$ -	\$ -	-
		Supplemental Property Taxes - Current Unsecured	\$ -	\$ -	\$ -	-
		Supplemental Property Taxes - Prior Unsecured	\$ -	\$ -	\$ -	-
		Sales and Use Taxes	\$ -	\$ -	\$ -	-
		Other Taxes	\$ -	\$ -	\$ -	-
		Total Taxes	\$ -	\$ -	\$ -	-
LICENSES, PERMITS AND FRANCHISES						
		Animal Licenses	\$ -	\$ -	\$ -	-
		Business Licenses	\$ -	\$ -	\$ -	-
		Construction Permits	\$ -	\$ -	\$ -	-
		Road Privileges and Permits	\$ -	\$ -	\$ -	-
		Zoning Permits Administration	\$ -	\$ -	\$ -	-
		Franchises	\$ -	\$ -	\$ -	-
		Other Licenses and Permits	\$ -	\$ -	\$ -	-
		Total Licenses, Permits and Franchises	\$ -	\$ -	\$ -	-
FINES, FORFEITURES, PENALTIES						
		Vehicle Code Fines	\$ -	\$ -	\$ -	-
		Other Court Fines	\$ -	\$ -	\$ -	-
		Forfeitures and Penalties	\$ -	\$ -	\$ -	-
		Penalties/Costs on Delinquent Taxes	\$ -	\$ -	\$ -	-
		Total Fines, Forfeitures, Penalties	\$ -	\$ -	\$ -	-
REVENUE FROM USE OF MONEY AND PROPERTY						
		Interest	\$ 35,379	\$ 22,442	\$ 30,000	30,000
		Rents and Concessions	\$ -	\$ -	\$ -	-
		Total Revenue From Use of Money and Property	\$ 35,379	\$ 22,442	\$ 30,000	30,000
INTERGOVERNMENTAL REVENUES						
State						
		State-Highway Users Tax	\$ -	\$ -	\$ -	-
		State-Motor Vehicle In-lieu Tax	\$ -	\$ -	\$ -	-
		Other State-in-lieu Taxes	\$ -	\$ -	\$ -	-
		State-Public Assistance Administration	\$ 6,081,688	\$ 4,582,622	\$ 5,241,989	5,241,989
		State-Public Assistance Program	\$ -	\$ -	\$ -	-
		State-Health Administration	\$ -	\$ -	\$ -	-
		State-Mental Health	\$ -	\$ -	\$ -	-
		State-Tuberculosis Control	\$ -	\$ -	\$ -	-
		Other State Health	\$ -	\$ -	\$ -	-
		State-Agriculture	\$ -	\$ -	\$ -	-
		State-Construction	\$ -	\$ -	\$ -	-
		State-Disaster Relief	\$ -	\$ -	\$ -	-
		State-Veterans' Affairs	\$ -	\$ -	\$ -	-
		State-Homeowners' Property Tax	\$ -	\$ -	\$ -	-
		State-Public Safety Funds (program)	\$ -	\$ -	\$ -	-
		State- Citizen's Option For Public Safety	\$ -	\$ -	\$ -	-
		State-Other	\$ -	\$ 3,542	\$ -	-
		Total State	\$ 6,081,688	\$ 4,586,164	\$ 5,241,989	5,241,989
Federal						

Fund Name	Financing Source Category	Financing Source Account (Sampling of Financing Source Categories and Accounts Presented, Not All Inclusive)	2011-12 Actual	2012-13 Actual Estimated <input checked="" type="checkbox"/>	2013-14 Recommended	2013-14 Adopted by the Board of Supervisors
1	2	3	4	5	6	7
		Federal-Public Assistance Administration	\$ 11,805,635	\$ 8,903,514	\$ 10,853,950	\$ 10,853,950
		Federal-Public Assistance Program	\$ -	\$ -	\$ -	\$ -
		Federal-Health Administration	\$ -	\$ -	\$ -	\$ -
		Federal-Construction	\$ -	\$ -	\$ -	\$ -
		Federal-Other	\$ -	\$ 48,776	\$ -	\$ -
		Total Federal	\$ 11,805,635	\$ 8,952,290	\$ 10,853,950	\$ 10,853,950
		Other Governmental Agencies				
		Other Governmental Agencies	\$ -	\$ -	\$ -	\$ -
		Total Other Governmental Agencies	\$ -	\$ -	\$ -	\$ -
		Total Intergovernmental Revenues	\$ 17,887,323	\$ 13,538,454	\$ 16,095,939	\$ 16,095,939
		CHARGES FOR SERVICES				
		Assessment & Tax Collection Fees	\$ -	\$ -	\$ -	\$ -
		Special Assessments	\$ -	\$ -	\$ -	\$ -
		Auditing & Accounting Fees	\$ -	\$ -	\$ -	\$ -
		Adoption Fees	\$ -	\$ -	\$ -	\$ -
		Election Services	\$ -	\$ -	\$ -	\$ -
		Legal Services	\$ -	\$ -	\$ -	\$ -
		Planning/Engineering Services	\$ -	\$ -	\$ -	\$ -
		Agricultural Services	\$ -	\$ -	\$ -	\$ -
		Civil Process Services	\$ -	\$ -	\$ -	\$ -
		Court Fees and Costs	\$ -	\$ -	\$ -	\$ -
		Estate Fees	\$ -	\$ -	\$ -	\$ -
		Humane Services	\$ -	\$ -	\$ -	\$ -
		Law Enforcement Services	\$ -	\$ -	\$ -	\$ -
		Recording Fees	\$ -	\$ -	\$ -	\$ -
		Road and Street Services	\$ -	\$ -	\$ -	\$ -
		Health Fees and Deductions	\$ -	\$ -	\$ -	\$ -
		Mental Health Services	\$ -	\$ -	\$ -	\$ -
		California Children's Services	\$ -	\$ -	\$ -	\$ -
		Institutional Care and Service	\$ -	\$ -	\$ -	\$ -
		Educational Services	\$ -	\$ -	\$ -	\$ -
		Library Services	\$ -	\$ -	\$ -	\$ -
		Parks and Recreation Services	\$ -	\$ -	\$ -	\$ -
		Sanitation Services	\$ -	\$ -	\$ -	\$ -
		Other	\$ -	\$ -	\$ -	\$ -
		Governmental Interfund Revenue	\$ -	\$ -	\$ -	\$ -
		Interfund Revenue	\$ -	\$ -	\$ -	\$ -
		Total Charges for Services	\$ -	\$ -	\$ -	\$ -
		MISCELLANEOUS REVENUES				
		Other Sales	\$ -	\$ -	\$ -	\$ -
		Miscellaneous	\$ 21	\$ 220	\$ -	\$ -
		Total Miscellaneous Revenues	\$ 21	\$ 220	\$ -	\$ -
		OTHER FINANCING SOURCES				
		Sale of Fixed Assets	\$ -	\$ 346	\$ -	\$ -
		Operating Transfers In	\$ -	\$ -	\$ -	\$ -
		Long Term Debt Proceeds	\$ -	\$ -	\$ -	\$ -
		Total Other Financing Sources	\$ -	\$ 346	\$ -	\$ -
		TOTAL CHILD SUPPORT SERVICES	\$ 17,922,723	\$ 13,561,462	\$ 16,125,939	\$ 16,125,939
		PW ROAD & BRIDGE				

Fund Name	Financing Source Category	Financing Source Account (Sampling of Financing Source Categories and Accounts Presented, Not All Inclusive)	2011-12 Actual	2012-13 Actual Estimated <input checked="" type="checkbox"/>	2013-14 Recommended	2013-14 Adopted by the Board of Supervisors
1	2	3	4	5	6	7
TAXES						
		Property Taxes - Current Secured	\$ -	\$ -	\$ -	-
		Property Taxes - Current Unsecured	\$ -	\$ -	\$ -	-
		Property Taxes - Prior Unsecured	\$ -	\$ -	\$ -	-
		Supplemental Property Taxes - Current Unsecured	\$ -	\$ -	\$ -	-
		Supplemental Property Taxes - Prior Unsecured	\$ -	\$ -	\$ -	-
		Sales and Use Taxes	\$ 1,453,058	\$ 1,603,125	\$ 1,783,000	1,783,000
		Other Taxes	\$ -	\$ -	\$ -	-
		Total Taxes	\$ 1,453,058	\$ 1,603,125	\$ 1,783,000	1,783,000
LICENSES, PERMITS AND FRANCHISES						
		Animal Licenses	\$ -	\$ -	\$ -	-
		Business Licenses	\$ -	\$ -	\$ -	-
		Construction Permits	\$ -	\$ -	\$ -	-
		Road Privileges and Permits	\$ 180	\$ -	\$ 556,436	556,436
		Zoning Permits Administration	\$ -	\$ -	\$ -	-
		Franchises	\$ 20,064	\$ 20,704	\$ 20,700	20,700
		Other Licenses and Permits	\$ -	\$ -	\$ -	-
		Total Licenses, Permits and Franchises	\$ 20,244	\$ 20,704	\$ 577,136	577,136
FINES, FORFEITURES, PENALTIES						
		Vehicle Code Fines	\$ -	\$ -	\$ -	-
		Other Court Fines	\$ -	\$ -	\$ -	-
		Forfeitures and Penalties	\$ -	\$ -	\$ -	-
		Penalties/Costs on Delinquent Taxes	\$ -	\$ -	\$ -	-
		Total Fines, Forfeitures, Penalties	\$ -	\$ -	\$ -	-
REVENUE FROM USE OF MONEY AND PROPERTY						
		Interest	\$ 246,724	\$ 119,105	\$ 280,000	280,000
		Rents and Concessions	\$ 1,350	\$ 2,700	\$ 2,700	2,700
		Total Revenue From Use of Money and Property	\$ 248,074	\$ 121,805	\$ 282,700	282,700
INTERGOVERNMENTAL REVENUES						
		State				
		State-Highway Users Tax	\$ 19,320,403	\$ 11,906,532	\$ 13,280,000	13,280,000
		State-Motor Vehicle In-lieu Tax	\$ -	\$ -	\$ -	-
		Other State-in-lieu Taxes	\$ 8,858	\$ 39,093	\$ -	-
		State-Public Assistance Administration	\$ -	\$ -	\$ -	-
		State-Public Assistance Program	\$ -	\$ -	\$ -	-
		State-Health Administration	\$ -	\$ -	\$ -	-
		State-Mental Health	\$ -	\$ -	\$ -	-
		State-Tuberculosis Control	\$ -	\$ -	\$ -	-
		Other State Health	\$ -	\$ -	\$ -	-
		State-Agriculture	\$ -	\$ -	\$ -	-
		State-Construction	\$ 100,000	\$ 3,587,619	\$ 32,000,000	32,000,000
		State-Disaster Relief	\$ -	\$ -	\$ -	-
		State-Veterans' Affairs	\$ -	\$ -	\$ -	-
		State-Homeowners' Property Tax	\$ -	\$ -	\$ -	-
		State-Public Safety Funds (program)	\$ -	\$ -	\$ -	-
		State- Citizen's Option For Public Safety	\$ -	\$ -	\$ -	-
		State-Other	\$ -	\$ -	\$ -	-
		Total State	\$ 19,429,261	\$ 15,533,244	\$ 45,280,000	45,280,000
		Federal				
		Federal-Public Assistance Administration	\$ -	\$ -	\$ -	-
		Federal-Public Assistance Program	\$ -	\$ -	\$ -	-
		Federal-Health Administration	\$ -	\$ -	\$ -	-

Fund Name	Financing Source Category	Financing Source Account (Sampling of Financing Source Categories and Accounts Presented, Not All Inclusive)	2011-12 Actual	2012-13 Actual Estimated <input checked="" type="checkbox"/>	2013-14 Recommended	2013-14 Adopted by the Board of Supervisors
1	2	3	4	5	6	7
		Federal-Construction	\$ 423,021	\$ 2,562,347	17,805,354	17,805,354
		Federal-Other	\$ 2,723,334	\$ 1,820,684	-	-
		Total Federal	\$ 3,146,355	\$ 4,383,031	\$ 17,805,354	\$ 17,805,354
		Other Governmental Agencies				
		Other Governmental Agencies	\$ 327,011	\$ 268,274	\$ 268,000	\$ 268,000
		Total Other Governmental Agencies	\$ 327,011	\$ 268,274	\$ 268,000	\$ 268,000
		Total Intergovernmental Revenues	\$ 22,902,627	\$ 20,184,549	\$ 63,353,354	\$ 63,353,354
		CHARGES FOR SERVICES				
		Assessment & Tax Collection Fees	\$ -	\$ -	\$ -	\$ -
		Special Assessments	\$ -	\$ -	\$ -	\$ -
		Auditing & Accounting Fees	\$ -	\$ -	\$ -	\$ -
		Adoption Fees	\$ -	\$ -	\$ -	\$ -
		Election Services	\$ -	\$ -	\$ -	\$ -
		Legal Services	\$ -	\$ -	\$ -	\$ -
		Planning/Engineering Services	\$ 360,969	\$ (82,394)	\$ -	\$ -
		Agricultural Services	\$ -	\$ -	\$ -	\$ -
		Civil Process Services	\$ -	\$ -	\$ -	\$ -
		Court Fees and Costs	\$ -	\$ -	\$ -	\$ -
		Estate Fees	\$ -	\$ -	\$ -	\$ -
		Humane Services	\$ -	\$ -	\$ -	\$ -
		Law Enforcement Services	\$ -	\$ -	\$ -	\$ -
		Recording Fees	\$ -	\$ -	\$ -	\$ -
		Road and Street Services	\$ (351)	\$ 8,643	\$ -	\$ -
		Health Fees and Deductions	\$ -	\$ -	\$ -	\$ -
		Mental Health Services	\$ -	\$ -	\$ -	\$ -
		California Children's Services	\$ -	\$ -	\$ -	\$ -
		Institutional Care and Service	\$ -	\$ -	\$ -	\$ -
		Educational Services	\$ -	\$ -	\$ -	\$ -
		Library Services	\$ -	\$ -	\$ -	\$ -
		Parks and Recreation Services	\$ -	\$ -	\$ -	\$ -
		Sanitation Services	\$ -	\$ -	\$ -	\$ -
		Other	\$ 34,263	\$ 39,340	\$ 20,000	\$ 20,000
		Governmental Interfund Revenue	\$ 23,113	\$ 3,453	\$ -	\$ -
		Interfund Revenue	\$ 265	\$ 4,682	\$ -	\$ -
		Total Charges for Services	\$ 418,259	\$ (26,276)	\$ 20,000	\$ 20,000
		MISCELLANEOUS REVENUES				
		Other Sales	\$ 12,777	\$ 204	\$ -	\$ -
		Miscellaneous	\$ 3	\$ 187	\$ -	\$ -
		Total Miscellaneous Revenues	\$ 12,780	\$ 391	\$ -	\$ -
		OTHER FINANCING SOURCES				
		Sale of Fixed Assets	\$ -	\$ -	\$ -	\$ -
		Operating Transfers In	\$ 795,530	\$ 15,104,162	\$ 11,280,000	\$ 11,280,000
		Long Term Debt Proceeds	\$ -	\$ -	\$ -	\$ -
		Total Other Financing Sources	\$ 795,530	\$ 15,104,162	\$ 11,280,000	\$ 11,280,000
		TOTAL PW ROAD & BRIDGE	\$ 25,850,572	\$ 37,008,460	\$ 77,296,190	\$ 77,296,190
		PW PUBLIC WORKS				
		TAXES				
		Property Taxes - Current Secured	\$ -	\$ -	\$ -	\$ -
		Property Taxes - Current Unsecured	\$ -	\$ -	\$ -	\$ -

Fund Name	Financing Source Category	Financing Source Account (Sampling of Financing Source Categories and Accounts Presented, Not All Inclusive)	2011-12 Actual	2012-13 Actual Estimated <input checked="" type="checkbox"/>	2013-14 Recommended	2013-14 Adopted by the Board of Supervisors
1	2	3	4	5	6	7
		Property Taxes - Prior Unsecured	\$ -	\$ -	-	-
		Supplemental Property Taxes - Current Unsecured	\$ -	\$ -	-	-
		Supplemental Property Taxes - Prior Unsecured	\$ -	\$ -	-	-
		Sales and Use Taxes	\$ -	\$ -	-	-
		Other Taxes	\$ -	\$ -	-	-
		Total Taxes	\$ -	\$ -	\$ -	\$ -
LICENSES, PERMITS AND FRANCHISES						
		Animal Licenses	\$ -	\$ -	\$ -	\$ -
		Business Licenses	\$ -	\$ -	-	-
		Construction Permits	\$ 1,230,581	\$ 1,377,676	1,285,000	1,285,000
		Road Privileges and Permits	\$ -	\$ -	-	-
		Zoning Permits Administration	\$ -	\$ -	-	-
		Franchises	\$ -	\$ -	-	-
		Other Licenses and Permits	\$ -	\$ -	-	-
		Total Licenses, Permits and Franchises	\$ 1,230,581	\$ 1,377,676	\$ 1,285,000	\$ 1,285,000
FINES, FORFEITURES, PENALTIES						
		Vehicle Code Fines	\$ -	\$ -	\$ -	\$ -
		Other Court Fines	\$ -	\$ -	-	-
		Forfeitures and Penalties	\$ -	\$ -	-	-
		Penalties/Costs on Delinquent Taxes	\$ -	\$ -	-	-
		Total Fines, Forfeitures, Penalties	\$ -	\$ -	\$ -	\$ -
REVENUE FROM USE OF MONEY AND PROPERTY						
		Interest	\$ -	\$ -	\$ -	\$ -
		Rents and Concessions	\$ -	\$ -	-	-
		Total Revenue From Use of Money and Property	\$ -	\$ -	\$ -	\$ -
INTERGOVERNMENTAL REVENUES						
State						
		State-Highway Users Tax	\$ -	\$ -	\$ -	\$ -
		State-Motor Vehicle In-lieu Tax	\$ -	\$ -	-	-
		Other State-in-lieu Taxes	\$ -	\$ -	-	-
		State-Public Assistance Administration	\$ -	\$ -	-	-
		State-Public Assistance Program	\$ -	\$ -	-	-
		State-Health Administration	\$ -	\$ -	-	-
		State-Mental Health	\$ -	\$ -	-	-
		State-Tuberculosis Control	\$ -	\$ -	-	-
		Other State Health	\$ -	\$ -	-	-
		State-Agriculture	\$ -	\$ -	-	-
		State-Construction	\$ -	\$ -	-	-
		State-Disaster Relief	\$ -	\$ -	-	-
		State-Veterans' Affairs	\$ -	\$ -	-	-
		State-Homeowners' Property Tax	\$ -	\$ -	-	-
		State-Public Safety Funds (program)	\$ -	\$ -	-	-
		State- Citizen's Option For Public Safety	\$ -	\$ -	-	-
		State-Other	\$ -	\$ -	-	-
		Total State	\$ -	\$ -	\$ -	\$ -
Federal						
		Federal-Public Assistance Administration	\$ -	\$ -	\$ -	\$ -
		Federal-Public Assistance Program	\$ -	\$ -	-	-
		Federal-Health Administration	\$ -	\$ -	-	-
		Federal-Construction	\$ -	\$ -	-	-
		Federal-Other	\$ -	\$ -	-	-
		Total Federal	\$ -	\$ -	\$ -	\$ -

Fund Name	Financing Source Category	Financing Source Account (Sampling of Financing Source Categories and Accounts Presented, Not All Inclusive)	2011-12 Actual	2012-13 Actual Estimated <input checked="" type="checkbox"/>	2013-14 Recommended	2013-14 Adopted by the Board of Supervisors
1	2	3	4	5	6	7
Other Governmental Agencies						
		Other Governmental Agencies	\$ 141,155	\$ 128,101	\$ 56,000	\$ 56,000
Total Other Governmental Agencies			\$ 141,155	\$ 128,101	\$ 56,000	\$ 56,000
Total Intergovernmental Revenues			\$ 141,155	\$ 128,101	\$ 56,000	\$ 56,000
CHARGES FOR SERVICES						
		Assessment & Tax Collection Fees	\$ -	\$ -	\$ -	\$ -
		Special Assessments	\$ -	\$ -	\$ -	\$ -
		Auditing & Accounting Fees	\$ -	\$ -	\$ -	\$ -
		Adoption Fees	\$ -	\$ -	\$ -	\$ -
		Election Services	\$ -	\$ -	\$ -	\$ -
		Legal Services	\$ -	\$ -	\$ -	\$ -
		Planning/Engineering Services	\$ 35,534	\$ 438,968	\$ 516,350	\$ 516,350
		Agricultural Services	\$ -	\$ -	\$ -	\$ -
		Civil Process Services	\$ -	\$ -	\$ -	\$ -
		Court Fees and Costs	\$ -	\$ -	\$ -	\$ -
		Estate Fees	\$ -	\$ -	\$ -	\$ -
		Humane Services	\$ -	\$ -	\$ -	\$ -
		Law Enforcement Services	\$ -	\$ -	\$ -	\$ -
		Recording Fees	\$ 104,732	\$ 101,764	\$ 108,000	\$ 108,000
		Road and Street Services	\$ -	\$ 1,200	\$ 1,000	\$ 1,000
		Health Fees and Deductions	\$ -	\$ -	\$ -	\$ -
		Mental Health Services	\$ -	\$ -	\$ -	\$ -
		California Children's Services	\$ -	\$ -	\$ -	\$ -
		Institutional Care and Service	\$ -	\$ -	\$ -	\$ -
		Educational Services	\$ -	\$ -	\$ -	\$ -
		Library Services	\$ -	\$ -	\$ -	\$ -
		Parks and Recreation Services	\$ -	\$ -	\$ -	\$ -
		Sanitation Services	\$ -	\$ -	\$ -	\$ -
		Other	\$ 249,121	\$ 279,462	\$ 207,000	\$ 207,000
		Governmental Interfund Revenue	\$ 4,488,210	\$ 4,030,208	\$ 4,256,579	\$ 4,256,579
		Interfund Revenue	\$ 171,839	\$ 176,724	\$ 187,426	\$ 187,426
Total Charges for Services			\$ 5,049,436	\$ 5,028,326	\$ 5,276,355	\$ 5,276,355
MISCELLANEOUS REVENUES						
		Other Sales	\$ 1	\$ 316	\$ -	\$ -
		Miscellaneous	\$ 2,144	\$ 2,172	\$ 1,530	\$ 1,530
Total Miscellaneous Revenues			\$ 2,145	\$ 2,488	\$ 1,530	\$ 1,530
OTHER FINANCING SOURCES						
		Sale of Fixed Assets	\$ 3,057	\$ -	\$ -	\$ -
		Operating Transfers In	\$ 685,307	\$ 347,833	\$ 427,000	\$ 427,000
		Long Term Debt Proceeds	\$ -	\$ -	\$ -	\$ -
Total Other Financing Sources			\$ 688,364	\$ 347,833	\$ 427,000	\$ 427,000
TOTAL PW PUBLIC WORKS			\$ 7,111,681	\$ 6,884,424	\$ 7,045,885	\$ 7,045,885
DET EMPLOYMENT & TRAINING						
TAXES						
		Property Taxes - Current Secured	\$ -	\$ -	\$ -	\$ -
		Property Taxes - Current Unsecured	\$ -	\$ -	\$ -	\$ -
		Property Taxes - Prior Unsecured	\$ -	\$ -	\$ -	\$ -
		Supplemental Property Taxes - Current Unsecured	\$ -	\$ -	\$ -	\$ -
		Supplemental Property Taxes - Prior Unsecured	\$ -	\$ -	\$ -	\$ -

Fund Name	Financing Source Category	Financing Source Account (Sampling of Financing Source Categories and Accounts Presented, Not All Inclusive)	2011-12 Actual	2012-13 Actual Estimated <input checked="" type="checkbox"/>	2013-14 Recommended	2013-14 Adopted by the Board of Supervisors
1	2	3	4	5	6	7
		Sales and Use Taxes	\$ -	\$ -	-	-
		Other Taxes	\$ -	\$ -	-	-
		Total Taxes	\$ -	\$ -	-	-
LICENSES, PERMITS AND FRANCHISES						
		Animal Licenses	\$ -	\$ -	-	-
		Business Licenses	\$ -	\$ -	-	-
		Construction Permits	\$ -	\$ -	-	-
		Road Privileges and Permits	\$ -	\$ -	-	-
		Zoning Permits Administration	\$ -	\$ -	-	-
		Franchises	\$ -	\$ -	-	-
		Other Licenses and Permits	\$ -	\$ -	-	-
		Total Licenses, Permits and Franchises	\$ -	\$ -	-	-
FINES, FORFEITURES, PENALTIES						
		Vehicle Code Fines	\$ -	\$ -	-	-
		Other Court Fines	\$ -	\$ -	-	-
		Forfeitures and Penalties	\$ -	\$ -	-	-
		Penalties/Costs on Delinquent Taxes	\$ -	\$ -	-	-
		Total Fines, Forfeitures, Penalties	\$ -	\$ -	-	-
REVENUE FROM USE OF MONEY AND PROPERTY						
		Interest	\$ -	\$ -	-	-
		Rents and Concessions	\$ -	\$ -	-	-
		Total Revenue From Use of Money and Property	\$ -	\$ -	-	-
INTERGOVERNMENTAL REVENUES						
State						
		State-Highway Users Tax	\$ -	\$ -	-	-
		State-Motor Vehicle In-lieu Tax	\$ -	\$ -	-	-
		Other State-in-lieu Taxes	\$ -	\$ -	-	-
		State-Public Assistance Administration	\$ -	\$ -	-	-
		State-Public Assistance Program	\$ -	\$ -	-	-
		State-Health Administration	\$ -	\$ -	-	-
		State-Mental Health	\$ -	\$ -	-	-
		State-Tuberculosis Control	\$ -	\$ -	-	-
		Other State Health	\$ -	\$ -	-	-
		State-Agriculture	\$ -	\$ -	-	-
		State-Construction	\$ -	\$ -	-	-
		State-Disaster Relief	\$ -	\$ -	-	-
		State-Veterans' Affairs	\$ -	\$ -	-	-
		State-Homeowners' Property Tax	\$ -	\$ -	-	-
		State-Public Safety Funds (program)	\$ -	\$ -	-	-
		State- Citizen's Option For Public Safety	\$ -	\$ -	-	-
		State-Other	\$ -	\$ 3,067	-	-
		Total State	\$ -	\$ 3,067	-	-
Federal						
		Federal-Public Assistance Administration	\$ -	\$ -	-	-
		Federal-Public Assistance Program	\$ -	\$ -	-	-
		Federal-Health Administration	\$ -	\$ -	-	-
		Federal-Construction	\$ -	\$ -	-	-
		Federal-Other	\$ 10,223,661	\$ 9,840,893	9,519,723	9,519,723
		Total Federal	\$ 10,223,661	\$ 9,840,893	\$ 9,519,723	\$ 9,519,723
Other Governmental Agencies						

Fund Name	Financing Source Category	Financing Source Account (Sampling of Financing Source Categories and Accounts Presented, Not All Inclusive)	2011-12 Actual	2012-13 Actual Estimated <input checked="" type="checkbox"/>	2013-14 Recommended	2013-14 Adopted by the Board of Supervisors
1	2	3	4	5	6	7
		Other Governmental Agencies	\$ -	\$ -	\$ -	\$ -
		Total Other Governmental Agencies	\$ -	\$ -	\$ -	\$ -
		Total Intergovernmental Revenues	\$ 10,223,661	\$ 9,843,960	\$ 9,519,723	\$ 9,519,723
		CHARGES FOR SERVICES				
		Assessment & Tax Collection Fees	\$ -	\$ -	\$ -	\$ -
		Special Assessments	\$ -	\$ -	\$ -	\$ -
		Auditing & Accounting Fees	\$ -	\$ -	\$ -	\$ -
		Adoption Fees	\$ -	\$ -	\$ -	\$ -
		Election Services	\$ -	\$ -	\$ -	\$ -
		Legal Services	\$ -	\$ -	\$ -	\$ -
		Planning/Engineering Services	\$ -	\$ -	\$ -	\$ -
		Agricultural Services	\$ -	\$ -	\$ -	\$ -
		Civil Process Services	\$ -	\$ -	\$ -	\$ -
		Court Fees and Costs	\$ -	\$ -	\$ -	\$ -
		Estate Fees	\$ -	\$ 2,169	\$ -	\$ -
		Humane Services	\$ -	\$ -	\$ -	\$ -
		Law Enforcement Services	\$ -	\$ -	\$ -	\$ -
		Recording Fees	\$ -	\$ -	\$ -	\$ -
		Road and Street Services	\$ -	\$ -	\$ -	\$ -
		Health Fees and Deductions	\$ -	\$ -	\$ -	\$ -
		Mental Health Services	\$ -	\$ -	\$ -	\$ -
		California Children's Services	\$ -	\$ -	\$ -	\$ -
		Institutional Care and Service	\$ -	\$ -	\$ -	\$ -
		Educational Services	\$ -	\$ -	\$ -	\$ -
		Library Services	\$ -	\$ -	\$ -	\$ -
		Parks and Recreation Services	\$ -	\$ -	\$ -	\$ -
		Sanitation Services	\$ -	\$ -	\$ -	\$ -
		Other	\$ 28,966	\$ 20,417	\$ -	\$ -
		Governmental Interfund Revenue	\$ 4,917,861	\$ 5,787,241	\$ 8,242,419	\$ 8,242,419
		Interfund Revenue	\$ -	\$ -	\$ -	\$ -
		Total Charges for Services	\$ 4,946,827	\$ 5,809,827	\$ 8,242,419	\$ 8,242,419
		MISCELLANEOUS REVENUES				
		Other Sales	\$ -	\$ -	\$ -	\$ -
		Miscellaneous	\$ 318,981	\$ 36,408	\$ 20,730	\$ 20,730
		Total Miscellaneous Revenues	\$ 318,981	\$ 36,408	\$ 20,730	\$ 20,730
		OTHER FINANCING SOURCES				
		Sale of Fixed Assets	\$ -	\$ -	\$ -	\$ -
		Operating Transfers In	\$ -	\$ 19,428	\$ -	\$ -
		Long Term Debt Proceeds	\$ -	\$ -	\$ -	\$ -
		Total Other Financing Sources	\$ -	\$ 19,428	\$ -	\$ -
		TOTAL DET EMPLOYMENT & TRAINING	\$ 15,489,469	\$ 15,709,623	\$ 17,782,872	\$ 17,782,872
		HSA HEALTH SERVICE AGENCY				
		TAXES				
		Property Taxes - Current Secured	\$ -	\$ -	\$ -	\$ -
		Property Taxes - Current Unsecured	\$ -	\$ -	\$ -	\$ -
		Property Taxes - Prior Unsecured	\$ -	\$ -	\$ -	\$ -
		Supplemental Property Taxes - Current Unsecured	\$ -	\$ -	\$ -	\$ -
		Supplemental Property Taxes - Prior Unsecured	\$ -	\$ -	\$ -	\$ -
		Sales and Use Taxes	\$ -	\$ -	\$ -	\$ -
		Other Taxes	\$ -	\$ -	\$ -	\$ -

Fund Name	Financing Source Category	Financing Source Account (Sampling of Financing Source Categories and Accounts Presented, Not All Inclusive)	2011-12 Actual	2012-13 Actual Estimated <input checked="" type="checkbox"/>	2013-14 Recommended	2013-14 Adopted by the Board of Supervisors
1	2	3	4	5	6	7
Total Taxes			\$ -	\$ -	\$ -	\$ -
LICENSES, PERMITS AND FRANCHISES						
		Animal Licenses	\$ -	\$ -	\$ -	\$ -
		Business Licenses	\$ -	\$ -	\$ -	\$ -
		Construction Permits	\$ -	\$ -	\$ -	\$ -
		Road Privileges and Permits	\$ -	\$ -	\$ -	\$ -
		Zoning Permits Administration	\$ -	\$ -	\$ -	\$ -
		Franchises	\$ -	\$ -	\$ -	\$ -
		Other Licenses and Permits	\$ 8,594	\$ 10,619	\$ 9,500	\$ 9,500
Total Licenses, Permits and Franchises			\$ 8,594	\$ 10,619	\$ 9,500	\$ 9,500
FINES, FORFEITURES, PENALTIES						
		Vehicle Code Fines	\$ -	\$ -	\$ -	\$ -
		Other Court Fines	\$ 1,124,344	\$ 1,149,613	\$ 958,100	\$ 958,100
		Forfeitures and Penalties	\$ -	\$ -	\$ -	\$ -
		Penalties/Costs on Delinquent Taxes	\$ -	\$ -	\$ -	\$ -
Total Fines, Forfeitures, Penalties			\$ 1,124,344	\$ 1,149,613	\$ 958,100	\$ 958,100
REVENUE FROM USE OF MONEY AND PROPERTY						
		Interest	\$ 18,409	\$ 2,163	\$ 8,685	\$ 8,685
		Rents and Concessions	\$ 8,400	\$ 8,417	\$ 8,400	\$ 8,400
Total Revenue From Use of Money and Property			\$ 26,809	\$ 10,580	\$ 17,085	\$ 17,085
INTERGOVERNMENTAL REVENUES						
State						
		State-Highway Users Tax	\$ -	\$ -	\$ -	\$ -
		State-Motor Vehicle In-lieu Tax	\$ -	\$ -	\$ -	\$ -
		Other State-in-lieu Taxes	\$ -	\$ -	\$ -	\$ -
		State-Public Assistance Administration	\$ -	\$ -	\$ -	\$ -
		State-Public Assistance Program	\$ 1,784,085	\$ 2,251,968	\$ 2,759,035	\$ 2,759,035
		State-Health Administration	\$ -	\$ -	\$ -	\$ -
		State-Mental Health	\$ 178,292	\$ 60,298	\$ -	\$ -
		State-Tuberculosis Control	\$ 56,649	\$ 65,167	\$ 82,699	\$ 82,699
		Other State Health	\$ 4,392,588	\$ 4,383,467	\$ 2,092,824	\$ 2,092,824
		State-Agriculture	\$ -	\$ -	\$ -	\$ -
		State-Construction	\$ -	\$ -	\$ -	\$ -
		State-Disaster Relief	\$ -	\$ -	\$ -	\$ -
		State-Veterans' Affairs	\$ -	\$ -	\$ -	\$ -
		State-Homeowners' Property Tax	\$ -	\$ -	\$ -	\$ -
		State-Public Safety Funds (program)	\$ -	\$ -	\$ -	\$ -
		State- Citizen's Option For Public Safety	\$ -	\$ -	\$ -	\$ -
		State-Other	\$ 856,349	\$ 900,465	\$ 1,079,308	\$ 1,079,308
Total State			\$ 7,267,963	\$ 7,661,365	\$ 6,013,866	\$ 6,013,866
Federal						
		Federal-Public Assistance Administration	\$ -	\$ -	\$ -	\$ -
		Federal-Public Assistance Program	\$ -	\$ -	\$ -	\$ -
		Federal-Health Administration	\$ -	\$ -	\$ -	\$ -
		Federal-Construction	\$ -	\$ -	\$ -	\$ -
		Federal-Other	\$ 7,164,765	\$ 7,814,753	\$ 11,147,322	\$ 11,147,322
Total Federal			\$ 7,164,765	\$ 7,814,753	\$ 11,147,322	\$ 11,147,322
Other Governmental Agencies						
		Other Governmental Agencies	\$ 30,889	\$ 21,341	\$ 16,923	\$ 16,923
Total Other Governmental Agencies			\$ 30,889	\$ 21,341	\$ 16,923	\$ 16,923

Fund Name	Financing Source Category	Financing Source Account (Sampling of Financing Source Categories and Accounts Presented, Not All Inclusive)	2011-12 Actual	2012-13 Actual Estimated <input checked="" type="checkbox"/>	2013-14 Recommended	2013-14 Adopted by the Board of Supervisors
1	2	3	4	5	6	7
Total Intergovernmental Revenues			\$ 14,463,617	\$ 15,497,459	\$ 17,178,111	\$ 17,178,111
CHARGES FOR SERVICES						
		Assessment & Tax Collection Fees	\$ -	\$ -	\$ -	\$ -
		Special Assessments	\$ -	\$ -	\$ -	\$ -
		Auditing & Accounting Fees	\$ -	\$ -	\$ -	\$ -
		Adoption Fees	\$ -	\$ -	\$ -	\$ -
		Election Services	\$ -	\$ -	\$ -	\$ -
		Legal Services	\$ -	\$ -	\$ -	\$ -
		Planning/Engineering Services	\$ -	\$ -	\$ -	\$ -
		Agricultural Services	\$ -	\$ -	\$ -	\$ -
		Civil Process Services	\$ -	\$ -	\$ -	\$ -
		Court Fees and Costs	\$ -	\$ -	\$ -	\$ -
		Estate Fees	\$ -	\$ -	\$ -	\$ -
		Humane Services	\$ -	\$ -	\$ -	\$ -
		Law Enforcement Services	\$ -	\$ -	\$ -	\$ -
		Recording Fees	\$ 200,343	\$ 283,676	\$ 288,500	\$ 288,500
		Road and Street Services	\$ -	\$ -	\$ -	\$ -
		Health Fees and Deductions	\$ 1,602,391	\$ 1,410,553	\$ 1,455,250	\$ 1,455,250
		Mental Health Services	\$ -	\$ -	\$ -	\$ -
		California Children's Services	\$ 1,980	\$ 2,590	\$ -	\$ -
		Institutional Care and Service	\$ 344,635	\$ 302,799	\$ 172,061	\$ 172,061
		Educational Services	\$ 1,176	\$ -	\$ -	\$ -
		Library Services	\$ -	\$ -	\$ -	\$ -
		Parks and Recreation Services	\$ -	\$ -	\$ -	\$ -
		Sanitation Services	\$ -	\$ -	\$ -	\$ -
		Other	\$ 5,458,545	\$ 62,432	\$ 6,118,675	\$ 6,118,675
		Governmental Interfund Revenue	\$ 2,965,668	\$ 2,761,207	\$ 3,726,807	\$ 3,726,807
		Interfund Revenue	\$ 3,058	\$ 5,514,350	\$ -	\$ -
Total Charges for Services			\$ 10,577,796	\$ 10,337,607	\$ 11,761,293	\$ 11,761,293
MISCELLANEOUS REVENUES						
		Other Sales	\$ -	\$ -	\$ -	\$ -
		Miscellaneous	\$ 299,154	\$ 127,502	\$ 150,108	\$ 150,108
Total Miscellaneous Revenues			\$ 299,154	\$ 127,502	\$ 150,108	\$ 150,108
OTHER FINANCING SOURCES						
		Sale of Fixed Assets	\$ -	\$ 495	\$ -	\$ -
		Operating Transfers In	\$ 16,275,609	\$ 18,943,854	\$ 14,223,988	\$ 14,223,988
		Long Term Debt Proceeds	\$ -	\$ -	\$ -	\$ -
Total Other Financing Sources			\$ 16,275,609	\$ 18,944,349	\$ 14,223,988	\$ 14,223,988
TOTAL HSA HEALTH SERVICE AGENCY			\$ 42,775,923	\$ 46,077,729	\$ 44,298,185	\$ 44,298,185
BHRS-BEHAVIORAL HEALTH						
TAXES						
		Property Taxes - Current Secured	\$ -	\$ -	\$ -	\$ -
		Property Taxes - Current Unsecured	\$ -	\$ -	\$ -	\$ -
		Property Taxes - Prior Unsecured	\$ -	\$ -	\$ -	\$ -
		Supplemental Property Taxes - Current Unsecured	\$ -	\$ -	\$ -	\$ -
		Supplemental Property Taxes - Prior Unsecured	\$ -	\$ -	\$ -	\$ -
		Sales and Use Taxes	\$ -	\$ -	\$ -	\$ -
		Other Taxes	\$ -	\$ -	\$ -	\$ -
Total Taxes			\$ -	\$ -	\$ -	\$ -
LICENSES, PERMITS AND FRANCHISES						

Fund Name	Financing Source Category	Financing Source Account (Sampling of Financing Source Categories and Accounts Presented, Not All Inclusive)	2011-12 Actual	2012-13 Actual Estimated <input checked="" type="checkbox"/>	2013-14 Recommended	2013-14 Adopted by the Board of Supervisors
1	2	3	4	5	6	7
		Animal Licenses	\$ -	\$ -	\$ -	\$ -
		Business Licenses	\$ -	\$ -	\$ -	\$ -
		Construction Permits	\$ -	\$ -	\$ -	\$ -
		Road Privileges and Permits	\$ -	\$ -	\$ -	\$ -
		Zoning Permits Administration	\$ -	\$ -	\$ -	\$ -
		Franchises	\$ -	\$ -	\$ -	\$ -
		Other Licenses and Permits	\$ -	\$ -	\$ -	\$ -
Total Licenses, Permits and Franchises			\$ -	\$ -	\$ -	\$ -
FINES, FORFEITURES, PENALTIES						
		Vehicle Code Fines	\$ 103,252	\$ 41,387	\$ 43,306	\$ 43,306
		Other Court Fines	\$ 10,823	\$ 7,940	\$ 6,442	\$ 6,442
		Forfeitures and Penalties	\$ -	\$ -	\$ -	\$ -
		Penalties/Costs on Delinquent Taxes	\$ -	\$ -	\$ -	\$ -
Total Fines, Forfeitures, Penalties			\$ 114,075	\$ 49,327	\$ 49,748	\$ 49,748
REVENUE FROM USE OF MONEY AND PROPERTY						
		Interest	\$ 551,042	\$ 237,114	\$ 520,547	\$ 520,547
		Rents and Concessions	\$ 23,126	\$ 69,163	\$ 44,300	\$ 44,300
Total Revenue From Use of Money and Property			\$ 574,168	\$ 306,277	\$ 564,847	\$ 564,847
INTERGOVERNMENTAL REVENUES						
State						
		State-Highway Users Tax	\$ -	\$ -	\$ -	\$ -
		State-Motor Vehicle In-lieu Tax	\$ -	\$ -	\$ -	\$ -
		Other State-in-lieu Taxes	\$ -	\$ -	\$ -	\$ -
		State-Public Assistance Administration	\$ -	\$ -	\$ -	\$ -
		State-Public Assistance Program	\$ -	\$ -	\$ -	\$ -
		State-Health Administration	\$ -	\$ -	\$ -	\$ -
		State-Mental Health	\$ 30,766,247	\$ 39,700,965	\$ 46,317,489	\$ 46,317,489
		State-Tuberculosis Control	\$ -	\$ -	\$ -	\$ -
		Other State Health	\$ -	\$ -	\$ -	\$ -
		State-Agriculture	\$ -	\$ -	\$ -	\$ -
		State-Construction	\$ -	\$ -	\$ -	\$ -
		State-Disaster Relief	\$ -	\$ -	\$ -	\$ -
		State-Veterans' Affairs	\$ -	\$ -	\$ -	\$ -
		State-Homeowners' Property Tax	\$ -	\$ -	\$ -	\$ -
		State-Public Safety Funds (program)	\$ -	\$ -	\$ -	\$ -
		State- Citizen's Option For Public Safety	\$ -	\$ -	\$ -	\$ -
		State-Other	\$ 9,431,391	\$ 3,043,983	\$ 2,867,619	\$ 2,867,619
Total State			\$ 40,197,638	\$ 42,744,948	\$ 49,185,108	\$ 49,185,108
Federal						
		Federal-Public Assistance Administration	\$ -	\$ -	\$ -	\$ -
		Federal-Public Assistance Program	\$ -	\$ -	\$ -	\$ -
		Federal-Health Administration	\$ -	\$ -	\$ -	\$ -
		Federal-Construction	\$ -	\$ -	\$ -	\$ -
		Federal-Other	\$ 2,700,517	\$ 2,908,103	\$ 3,040,938	\$ 3,040,938
Total Federal			\$ 2,700,517	\$ 2,908,103	\$ 3,040,938	\$ 3,040,938
Other Governmental Agencies						
		Other Governmental Agencies	\$ -	\$ -	\$ -	\$ -
Total Other Governmental Agencies			\$ -	\$ -	\$ -	\$ -
Total Intergovernmental Revenues			\$ 42,898,155	\$ 45,653,051	\$ 52,226,046	\$ 52,226,046

Fund Name 1	Financing Source Category 2	Financing Source Account (Sampling of Financing Source Categories and Accounts Presented, Not All Inclusive) 3	2011-12 Actual 4	2012-13 Actual Estimated <input checked="" type="checkbox"/> 5	2013-14 Recommended 6	2013-14 Adopted by the Board of Supervisors 7
CHARGES FOR SERVICES						
		Assessment & Tax Collection Fees	\$ -	\$ -	\$ -	\$ -
		Special Assessments	\$ -	\$ -	\$ -	\$ -
		Auditing & Accounting Fees	\$ -	\$ -	\$ -	\$ -
		Adoption Fees	\$ -	\$ -	\$ -	\$ -
		Election Services	\$ -	\$ -	\$ -	\$ -
		Legal Services	\$ -	\$ -	\$ -	\$ -
		Planning/Engineering Services	\$ -	\$ -	\$ -	\$ -
		Agricultural Services	\$ -	\$ -	\$ -	\$ -
		Civil Process Services	\$ -	\$ -	\$ -	\$ -
		Court Fees and Costs	\$ 50,806	\$ 24,203	\$ 15,000	\$ 15,000
		Estate Fees	\$ 153,866	\$ 186,876	\$ 70,000	\$ 70,000
		Humane Services	\$ -	\$ -	\$ -	\$ -
		Law Enforcement Services	\$ -	\$ -	\$ -	\$ -
		Recording Fees	\$ -	\$ -	\$ -	\$ -
		Road and Street Services	\$ -	\$ -	\$ -	\$ -
		Health Fees and Deductions	\$ -	\$ -	\$ -	\$ -
		Mental Health Services	\$ 17,603,716	\$ 17,191,329	\$ 18,073,258	\$ 18,073,258
		California Children's Services	\$ -	\$ -	\$ -	\$ -
		Institutional Care and Service	\$ -	\$ -	\$ -	\$ -
		Educational Services	\$ -	\$ 504,035	\$ 600,000	\$ 600,000
		Library Services	\$ -	\$ -	\$ -	\$ -
		Parks and Recreation Services	\$ -	\$ -	\$ -	\$ -
		Sanitation Services	\$ -	\$ -	\$ -	\$ -
		Other	\$ -	\$ -	\$ -	\$ -
		Governmental Interfund Revenue	\$ 4,187,799	\$ 4,871,254	\$ 6,229,178	\$ 6,229,178
		Interfund Revenue	\$ -	\$ -	\$ -	\$ -
Total Charges for Services			\$ 21,996,187	\$ 22,777,697	\$ 24,987,436	\$ 24,987,436
MISCELLANEOUS REVENUES						
		Other Sales	\$ -	\$ -	\$ -	\$ -
		Miscellaneous	\$ 828,308	\$ 540,592	\$ 602,622	\$ 602,622
Total Miscellaneous Revenues			\$ 828,308	\$ 540,592	\$ 602,622	\$ 602,622
OTHER FINANCING SOURCES						
		Sale of Fixed Assets	\$ 1,920	\$ 1,452	\$ -	\$ -
		Operating Transfers In	\$ 2,189,883	\$ 1,834,893	\$ 2,270,710	\$ 2,270,710
		Long Term Debt Proceeds	\$ -	\$ -	\$ -	\$ -
Total Other Financing Sources			\$ 2,191,803	\$ 1,836,345	\$ 2,270,710	\$ 2,270,710
TOTAL BHRS-BEHAVIORAL HEALTH			\$ 68,602,696	\$ 71,163,289	\$ 80,701,409	\$ 80,701,409
COMMUNITY SERVICES AGENCY						
TAXES						
		Property Taxes - Current Secured	\$ -	\$ -	\$ -	\$ -
		Property Taxes - Current Unsecured	\$ -	\$ -	\$ -	\$ -
		Property Taxes - Prior Unsecured	\$ -	\$ -	\$ -	\$ -
		Supplemental Property Taxes - Current Unsecured	\$ -	\$ -	\$ -	\$ -
		Supplemental Property Taxes - Prior Unsecured	\$ -	\$ -	\$ -	\$ -
		Sales and Use Taxes	\$ -	\$ -	\$ -	\$ -
		Other Taxes	\$ -	\$ -	\$ -	\$ -
Total Taxes			\$ -	\$ -	\$ -	\$ -
LICENSES, PERMITS AND FRANCHISES						
		Animal Licenses	\$ -	\$ -	\$ -	\$ -
		Business Licenses	\$ -	\$ -	\$ -	\$ -

Fund Name	Financing Source Category	Financing Source Account (Sampling of Financing Source Categories and Accounts Presented, Not All Inclusive)	2011-12 Actual	2012-13 Actual Estimated <input checked="" type="checkbox"/>	2013-14 Recommended	2013-14 Adopted by the Board of Supervisors
1	2	3	4	5	6	7
		Construction Permits	\$ -	\$ -	-	-
		Road Privileges and Permits	\$ -	\$ -	-	-
		Zoning Permits Administration	\$ -	\$ -	-	-
		Franchises	\$ -	\$ -	-	-
		Other Licenses and Permits	\$ 76,290	\$ 73,320	78,653	78,653
Total Licenses, Permits and Franchises			\$ 76,290	\$ 73,320	\$ 78,653	\$ 78,653
FINES, FORFEITURES, PENALTIES						
		Vehicle Code Fines	\$ -	\$ -	\$ -	\$ -
		Other Court Fines	\$ -	\$ -	-	-
		Forfeitures and Penalties	\$ -	\$ -	-	-
		Penalties/Costs on Delinquent Taxes	\$ -	\$ -	-	-
Total Fines, Forfeitures, Penalties			\$ -	\$ -	\$ -	\$ -
REVENUE FROM USE OF MONEY AND PROPERTY						
		Interest	\$ 1,773	\$ 552	\$ -	\$ -
		Rents and Concessions	\$ -	\$ -	-	-
Total Revenue From Use of Money and Property			\$ 1,773	\$ 552	\$ -	\$ -
INTERGOVERNMENTAL REVENUES						
State						
		State-Highway Users Tax	\$ -	\$ -	\$ -	\$ -
		State-Motor Vehicle In-lieu Tax	\$ -	\$ -	-	-
		Other State-in-lieu Taxes	\$ -	\$ -	-	-
		State-Public Assistance Administration	\$ 58,968,094	\$ 70,047,965	80,967,763	80,967,763
		State-Public Assistance Program	\$ 46,752,664	\$ 60,571,990	43,771,675	43,771,675
		State-Health Administration	\$ -	\$ -	-	-
		State-Mental Health	\$ 1,148,066	\$ 19,689,075	15,667,431	15,667,431
		State-Tuberculosis Control	\$ -	\$ -	-	-
		Other State Health	\$ -	\$ -	-	-
		State-Agriculture	\$ -	\$ -	-	-
		State-Construction	\$ -	\$ -	-	-
		State-Disaster Relief	\$ -	\$ -	-	-
		State-Veterans' Affairs	\$ -	\$ -	-	-
		State-Homeowners' Property Tax	\$ -	\$ -	-	-
		State-Public Safety Funds (program)	\$ -	\$ -	-	-
		State- Citizen's Option For Public Safety	\$ -	\$ -	-	-
		State-Other	\$ 15,432,787	\$ 14,169	10,944,844	10,944,844
Total State			\$ 122,301,611	\$ 150,323,199	\$ 151,351,713	\$ 151,351,713
Federal						
		Federal-Public Assistance Administration	\$ 73,078,745	\$ 75,830,058	92,495,017	92,495,017
		Federal-Public Assistance Program	\$ 40,482,121	\$ 29,060,878	46,122,711	46,122,711
		Federal-Health Administration	\$ -	\$ -	-	-
		Federal-Construction	\$ -	\$ -	-	-
		Federal-Other	\$ 117,809	\$ 199,613	323,511	323,511
Total Federal			\$ 113,678,675	\$ 105,090,549	\$ 138,941,239	\$ 138,941,239
Other Governmental Agencies						
		Other Governmental Agencies	\$ -	\$ -	\$ -	\$ -
Total Other Governmental Agencies			\$ -	\$ -	\$ -	\$ -
Total Intergovernmental Revenues			\$ 235,980,286	\$ 255,413,748	\$ 290,292,952	\$ 290,292,952
CHARGES FOR SERVICES						
		Assessment & Tax Collection Fees	\$ -	\$ -	\$ -	\$ -

Fund Name	Financing Source Category	Financing Source Account (Sampling of Financing Source Categories and Accounts Presented, Not All Inclusive)	2011-12 Actual	2012-13 Actual Estimated <input checked="" type="checkbox"/>	2013-14 Recommended	2013-14 Adopted by the Board of Supervisors
1	2	3	4	5	6	7
		Special Assessments	\$ -	\$ -	-	-
		Auditing & Accounting Fees	\$ -	\$ -	-	-
		Adoption Fees	\$ 11,970	\$ 15,120	40,000	40,000
		Election Services	\$ -	\$ -	-	-
		Legal Services	\$ -	\$ -	-	-
		Planning/Engineering Services	\$ -	\$ -	-	-
		Agricultural Services	\$ -	\$ -	-	-
		Civil Process Services	\$ -	\$ -	-	-
		Court Fees and Costs	\$ -	\$ -	-	-
		Estate Fees	\$ -	\$ -	-	-
		Humane Services	\$ -	\$ -	-	-
		Law Enforcement Services	\$ -	\$ -	-	-
		Recording Fees	\$ 141,379	\$ 138,185	-	-
		Road and Street Services	\$ -	\$ -	-	-
		Health Fees and Deductions	\$ -	\$ -	-	-
		Mental Health Services	\$ -	\$ -	-	-
		California Children's Services	\$ -	\$ -	-	-
		Institutional Care and Service	\$ -	\$ -	-	-
		Educational Services	\$ -	\$ -	-	-
		Library Services	\$ -	\$ -	-	-
		Parks and Recreation Services	\$ -	\$ -	-	-
		Sanitation Services	\$ -	\$ -	-	-
		Other	\$ 381,921	\$ 228,144	258,247	258,247
		Governmental Interfund Revenue	\$ 504,641	\$ 358,089	509,906	509,906
		Interfund Revenue	\$ -	\$ -	-	-
Total Charges for Services			\$ 1,039,911	\$ 739,538	\$ 808,153	\$ 808,153
MISCELLANEOUS REVENUES						
		Other Sales	\$ -	\$ -	-	-
		Miscellaneous	\$ 486,257	\$ 588,448	1,642,701	1,642,701
Total Miscellaneous Revenues			\$ 486,257	\$ 588,448	\$ 1,642,701	\$ 1,642,701
OTHER FINANCING SOURCES						
		Sale of Fixed Assets	\$ 7,226	\$ 3,937	-	-
		Operating Transfers In	\$ 11,064,979	\$ 10,128,859	12,868,349	12,868,349
		Long Term Debt Proceeds	\$ -	\$ 326,482	-	-
Total Other Financing Sources			\$ 11,072,205	\$ 10,459,278	\$ 12,868,349	\$ 12,868,349
TOTAL COMMUNITY SERVICES AGENCY			\$ 248,656,722	\$ 267,274,884	\$ 305,690,808	\$ 305,690,808
LIBRARY						
TAXES						
		Property Taxes - Current Secured	\$ -	\$ -	-	-
		Property Taxes - Current Unsecured	\$ -	\$ -	-	-
		Property Taxes - Prior Unsecured	\$ -	\$ -	-	-
		Supplemental Property Taxes - Current Unsecured	\$ -	\$ -	-	-
		Supplemental Property Taxes - Prior Unsecured	\$ -	\$ -	-	-
		Sales and Use Taxes	\$ 8,072,492	\$ 8,655,294	8,000,000	8,000,000
		Other Taxes	\$ -	\$ -	-	-
Total Taxes			\$ 8,072,492	\$ 8,655,294	\$ 8,000,000	\$ 8,000,000
LICENSES, PERMITS AND FRANCHISES						
		Animal Licenses	\$ -	\$ -	-	-
		Business Licenses	\$ -	\$ -	-	-
		Construction Permits	\$ -	\$ -	-	-
		Road Privileges and Permits	\$ -	\$ -	-	-
		Zoning Permits Administration	\$ -	\$ -	-	-

Fund Name	Financing Source Category	Financing Source Account (Sampling of Financing Source Categories and Accounts Presented, Not All Inclusive)	2011-12 Actual	2012-13 Actual Estimated <input checked="" type="checkbox"/>	2013-14 Recommended	2013-14 Adopted by the Board of Supervisors
1	2	3	4	5	6	7
		Franchises	\$ -	\$ -	-	-
		Other Licenses and Permits	\$ -	\$ -	-	-
Total Licenses, Permits and Franchises			\$ -	\$ -	-	-
FINES, FORFEITURES, PENALTIES						
		Vehicle Code Fines	\$ -	\$ -	-	-
		Other Court Fines	\$ -	\$ -	-	-
		Forfeitures and Penalties	\$ -	\$ -	-	-
		Penalties/Costs on Delinquent Taxes	\$ -	\$ -	-	-
Total Fines, Forfeitures, Penalties			\$ -	\$ -	-	-
REVENUE FROM USE OF MONEY AND PROPERTY						
		Interest	\$ -	\$ -	-	-
		Rents and Concessions	\$ 4,000	\$ 4,600	4,800	4,800
Total Revenue From Use of Money and Property			\$ 4,000	\$ 4,600	4,800	4,800
INTERGOVERNMENTAL REVENUES						
State						
		State-Highway Users Tax	\$ -	\$ -	-	-
		State-Motor Vehicle In-lieu Tax	\$ -	\$ -	-	-
		Other State-in-lieu Taxes	\$ -	\$ -	-	-
		State-Public Assistance Administration	\$ -	\$ -	-	-
		State-Public Assistance Program	\$ -	\$ -	-	-
		State-Health Administration	\$ -	\$ -	-	-
		State-Mental Health	\$ -	\$ -	-	-
		State-Tuberculosis Control	\$ -	\$ -	-	-
		Other State Health	\$ -	\$ -	-	-
		State-Agriculture	\$ -	\$ -	-	-
		State-Construction	\$ -	\$ -	-	-
		State-Disaster Relief	\$ -	\$ -	-	-
		State-Veterans' Affairs	\$ -	\$ -	-	-
		State-Homeowners' Property Tax	\$ -	\$ -	-	-
		State-Public Safety Funds (program)	\$ -	\$ -	-	-
		State- Citizen's Option For Public Safety	\$ -	\$ -	-	-
		State-Other	\$ 9,582	\$ 78,158	-	-
Total State			\$ 9,582	\$ 78,158	-	-
Federal						
		Federal-Public Assistance Administration	\$ -	\$ -	-	-
		Federal-Public Assistance Program	\$ -	\$ -	-	-
		Federal-Health Administration	\$ -	\$ -	-	-
		Federal-Construction	\$ -	\$ -	-	-
		Federal-Other	\$ -	\$ 41,544	-	-
Total Federal			\$ -	\$ 41,544	-	-
Other Governmental Agencies						
		Other Governmental Agencies	\$ -	\$ -	-	-
Total Other Governmental Agencies			\$ -	\$ -	-	-
Total Intergovernmental Revenues			\$ 9,582	\$ 119,702	-	-
CHARGES FOR SERVICES						
		Assessment & Tax Collection Fees	\$ -	\$ -	-	-
		Special Assessments	\$ -	\$ -	-	-
		Auditing & Accounting Fees	\$ -	\$ -	-	-
		Adoption Fees	\$ -	\$ -	-	-

Fund Name	Financing Source Category	Financing Source Account (Sampling of Financing Source Categories and Accounts Presented, Not All Inclusive)	2011-12 Actual	2012-13 Actual Estimated <input checked="" type="checkbox"/>	2013-14 Recommended	2013-14 Adopted by the Board of Supervisors
1	2	3	4	5	6	7
		Election Services	\$ -	\$ -	-	-
		Legal Services	\$ -	\$ -	-	-
		Planning/Engineering Services	\$ -	\$ -	-	-
		Agricultural Services	\$ -	\$ -	-	-
		Civil Process Services	\$ -	\$ -	-	-
		Court Fees and Costs	\$ -	\$ -	-	-
		Estate Fees	\$ -	\$ -	-	-
		Humane Services	\$ -	\$ -	-	-
		Law Enforcement Services	\$ -	\$ -	-	-
		Recording Fees	\$ -	\$ -	-	-
		Road and Street Services	\$ -	\$ -	-	-
		Health Fees and Deductions	\$ -	\$ -	-	-
		Mental Health Services	\$ -	\$ -	-	-
		California Children's Services	\$ -	\$ -	-	-
		Institutional Care and Service	\$ 113	\$ -	-	-
		Educational Services	\$ -	\$ -	-	-
		Library Services	\$ 282,677	\$ 274,287	280,800	280,800
		Parks and Recreation Services	\$ -	\$ -	-	-
		Sanitation Services	\$ -	\$ -	-	-
		Other	\$ 225	\$ 66,570	60,000	60,000
		Governmental Interfund Revenue	\$ -	\$ -	-	-
		Interfund Revenue	\$ -	\$ -	-	-
Total Charges for Services			\$ 283,015	\$ 340,857	\$ 340,800	\$ 340,800
MISCELLANEOUS REVENUES						
		Other Sales	\$ 16,440	\$ 18,529	\$ 22,000	\$ 22,000
		Miscellaneous	\$ 91,247	\$ 58,460	25,000	25,000
Total Miscellaneous Revenues			\$ 107,687	\$ 76,989	\$ 47,000	\$ 47,000
OTHER FINANCING SOURCES						
		Sale of Fixed Assets	\$ -	\$ -	\$ -	\$ -
		Operating Transfers In	\$ 691,810	\$ 611,810	491,810	491,810
		Long Term Debt Proceeds	\$ -	\$ -	-	-
Total Other Financing Sources			\$ 691,810	\$ 611,810	\$ 491,810	\$ 491,810
TOTAL LIBRARY			\$ 9,168,586	\$ 9,809,252	\$ 8,884,410	\$ 8,884,410
ALL OTHER SPECIAL REVENUE						
TAXES						
		Property Taxes - Current Secured	\$ 941,501	\$ 1,043,343	\$ 1,037,050	\$ 1,037,050
		Property Taxes - Current Unsecured	\$ 46,937	\$ 47,895	-	-
		Property Taxes - Prior Unsecured	\$ 1,861	\$ 2,469	-	-
		Supplemental Property Taxes - Current Unsecured	\$ (1,106)	\$ 4,290	-	-
		Supplemental Property Taxes - Prior Unsecured	\$ 1,079	\$ -	-	-
		Sales and Use Taxes	\$ -	\$ -	-	-
		Other Taxes	\$ 22,197	\$ 169,318	-	-
Total Taxes			\$ 1,012,469	\$ 1,267,315	\$ 1,037,050	\$ 1,037,050
LICENSES, PERMITS AND FRANCHISES						
		Animal Licenses	\$ -	\$ -	\$ -	\$ -
		Business Licenses	\$ -	\$ -	-	-
		Construction Permits	\$ -	\$ -	-	-
		Road Privileges and Permits	\$ -	\$ -	-	-
		Zoning Permits Administration	\$ -	\$ -	-	-
		Franchises	\$ -	\$ -	-	-
		Other Licenses and Permits	\$ -	\$ -	-	-
Total Licenses, Permits and Franchises			\$ -	\$ -	\$ -	\$ -

Fund Name	Financing Source Category	Financing Source Account (Sampling of Financing Source Categories and Accounts Presented, Not All Inclusive)	2011-12 Actual	2012-13 Actual Estimated <input checked="" type="checkbox"/>	2013-14 Recommended	2013-14 Adopted by the Board of Supervisors
1	2	3	4	5	6	7
FINES, FORFEITURES, PENALTIES						
		Vehicle Code Fines	\$ 116,251	\$ 50,424	\$ 84,462	\$ 84,462
		Other Court Fines	\$ 2,482	\$ 4,084	\$ 1,500	\$ 1,500
		Forfeitures and Penalties	\$ 309,488	\$ 226,002	\$ 200,000	\$ 200,000
		Penalties/Costs on Delinquent Taxes	\$ -	\$ -	\$ -	\$ -
Total Fines, Forfeitures, Penalties			\$ 428,221	\$ 280,510	\$ 285,962	\$ 285,962
REVENUE FROM USE OF MONEY AND PROPERTY						
		Interest	\$ 511,167	\$ (46,951)	\$ 169,782	\$ 169,782
		Rents and Concessions	\$ -	\$ -	\$ -	\$ -
Total Revenue From Use of Money and Property			\$ 511,167	\$ (46,951)	\$ 169,782	\$ 169,782
INTERGOVERNMENTAL REVENUES						
State						
		State-Highway Users Tax	\$ -	\$ -	\$ -	\$ -
		State-Motor Vehicle In-lieu Tax	\$ 1,876	\$ 1,704	\$ -	\$ -
		Other State-in-lieu Taxes	\$ -	\$ -	\$ -	\$ -
		State-Public Assistance Administration	\$ 650,765	\$ 679,013	\$ 685,600	\$ 685,600
		State-Public Assistance Program	\$ -	\$ -	\$ -	\$ -
		State-Health Administration	\$ -	\$ -	\$ -	\$ -
		State-Mental Health	\$ -	\$ 13,582,248	\$ 6,181,254	\$ 6,181,254
		State-Tuberculosis Control	\$ -	\$ -	\$ -	\$ -
		Other State Health	\$ -	\$ -	\$ -	\$ -
		State-Agriculture	\$ -	\$ -	\$ -	\$ -
		State-Construction	\$ -	\$ -	\$ -	\$ -
		State-Disaster Relief	\$ -	\$ -	\$ -	\$ -
		State-Veterans' Affairs	\$ -	\$ -	\$ -	\$ -
		State-Homeowners' Property Tax	\$ 15,379	\$ 15,278	\$ 15,400	\$ 15,400
		State-Public Safety Funds (program)	\$ -	\$ -	\$ -	\$ -
		State- Citizen's Option For Public Safety	\$ 1,533,293	\$ 1,508,776	\$ 1,228,382	\$ 1,228,382
		State-Other	\$ 20,223,601	\$ 11,787,417	\$ 29,901,530	\$ 29,901,530
Total State			\$ 22,424,914	\$ 27,574,436	\$ 38,012,166	\$ 38,012,166
Federal						
		Federal-Public Assistance Administration	\$ -	\$ -	\$ -	\$ -
		Federal-Public Assistance Program	\$ -	\$ -	\$ -	\$ -
		Federal-Health Administration	\$ -	\$ -	\$ -	\$ -
		Federal-Construction	\$ -	\$ -	\$ -	\$ -
		Federal-Other	\$ 5,434,962	\$ 6,995,034	\$ 5,972,029	\$ 5,972,029
Total Federal			\$ 5,434,962	\$ 6,995,034	\$ 5,972,029	\$ 5,972,029
Other Governmental Agencies						
		Other Governmental Agencies	\$ -	\$ -	\$ -	\$ -
Total Other Governmental Agencies			\$ -	\$ -	\$ -	\$ -
Total Intergovernmental Revenues			\$ 27,859,876	\$ 34,569,470	\$ 43,984,195	\$ 43,984,195
CHARGES FOR SERVICES						
		Assessment & Tax Collection Fees	\$ -	\$ -	\$ -	\$ -
		Special Assessments	\$ -	\$ -	\$ -	\$ -
		Auditing & Accounting Fees	\$ -	\$ -	\$ -	\$ -
		Adoption Fees	\$ -	\$ -	\$ -	\$ -
		Election Services	\$ -	\$ -	\$ -	\$ -
		Legal Services	\$ -	\$ -	\$ -	\$ -
		Planning/Engineering Services	\$ 102,442	\$ 114,069	\$ 101,000	\$ 101,000

Fund Name	Financing Source Category	Financing Source Account (Sampling of Financing Source Categories and Accounts Presented, Not All Inclusive)	2011-12 Actual	2012-13 Actual Estimated <input checked="" type="checkbox"/>	2013-14 Recommended	2013-14 Adopted by the Board of Supervisors
1	2	3	4	5	6	7
		Agricultural Services	\$ -	\$ -	-	-
		Civil Process Services	\$ 229,223	\$ 328,936	305,000	305,000
		Court Fees and Costs	\$ -	\$ -	-	-
		Estate Fees	\$ -	\$ -	-	-
		Humane Services	\$ -	\$ -	-	-
		Law Enforcement Services	\$ 23,000	\$ -	-	-
		Recording Fees	\$ 1,057,725	\$ 1,275,662	1,380,611	1,380,611
		Road and Street Services	\$ -	\$ -	-	-
		Health Fees and Deductions	\$ -	\$ -	-	-
		Mental Health Services	\$ -	\$ -	-	-
		California Children's Services	\$ -	\$ -	-	-
		Institutional Care and Service	\$ -	\$ -	-	-
		Educational Services	\$ 145,137	\$ 43,226	183,293	183,293
		Library Services	\$ -	\$ -	-	-
		Parks and Recreation Services	\$ 86,131	\$ 91,544	-	-
		Sanitation Services	\$ -	\$ -	-	-
		Other	\$ 495,914	\$ 450,374	416,772	416,772
		Governmental Interfund Revenue	\$ 308,785	\$ 391,346	328,275	328,275
		Interfund Revenue	\$ 4,395	\$ 6,118	6,895	6,895
Total Charges for Services			\$ 2,452,752	\$ 2,701,275	\$ 2,721,846	\$ 2,721,846
MISCELLANEOUS REVENUES						
		Other Sales	\$ -	\$ 644	\$ -	-
		Miscellaneous	\$ 80,464	\$ 109,537	127,397	127,397
Total Miscellaneous Revenues			\$ 80,464	\$ 110,181	\$ 127,397	\$ 127,397
OTHER FINANCING SOURCES						
		Sale of Fixed Assets	\$ -	\$ -	\$ -	-
		Operating Transfers In	\$ 1,251,700	\$ 1,361,977	1,361,178	1,361,178
		Long Term Debt Proceeds	\$ -	\$ 44,130	-	-
Total Other Financing Sources			\$ 1,251,700	\$ 1,406,107	\$ 1,361,178	\$ 1,361,178
TOTAL ALL OTHER SPECIAL REVENUE			\$ 33,596,649	\$ 40,287,907	\$ 49,687,410	\$ 49,687,410
TOTAL SPECIAL REVENUE FUNDS FINANCING SOURCES			\$ 479,556,061	\$ 517,802,621	\$ 617,379,734	\$ 617,379,734
CAPITAL PROJECT FUNDS						
CAPITAL PROJECTS						
TAXES						
		Property Taxes - Current Secured	\$ -	\$ -	\$ -	-
		Property Taxes - Current Unsecured	\$ -	\$ -	-	-
		Property Taxes - Prior Unsecured	\$ -	\$ -	-	-
		Supplemental Property Taxes - Current Unsecured	\$ -	\$ -	-	-
		Supplemental Property Taxes - Prior Unsecured	\$ -	\$ -	-	-
		Sales and Use Taxes	\$ -	\$ -	-	-
		Other Taxes	\$ -	\$ -	-	-
Total Taxes			\$ -	\$ -	\$ -	\$ -
LICENSES, PERMITS AND FRANCHISES						
		Animal Licenses	\$ -	\$ -	\$ -	-
		Business Licenses	\$ -	\$ -	-	-
		Construction Permits	\$ -	\$ -	-	-
		Road Privileges and Permits	\$ -	\$ -	-	-
		Zoning Permits Administration	\$ -	\$ -	-	-
		Franchises	\$ -	\$ -	-	-
		Other Licenses and Permits	\$ -	\$ -	-	-
Total Licenses, Permits and Franchises			\$ -	\$ -	\$ -	\$ -

Fund Name	Financing Source Category	Financing Source Account (Sampling of Financing Source Categories and Accounts Presented, Not All Inclusive)	2011-12 Actual	2012-13 Actual Estimated <input checked="" type="checkbox"/>	2013-14 Recommended	2013-14 Adopted by the Board of Supervisors
1	2	3	4	5	6	7
FINES, FORFEITURES, PENALTIES						
		Vehicle Code Fines	\$ -	\$ -	\$ -	-
		Other Court Fines	\$ 1,436,043	\$ 1,231,074	\$ 1,030,000	1,030,000
		Forfeitures and Penalties	\$ -	\$ -	\$ -	-
		Penalties/Costs on Delinquent Taxes	\$ -	\$ -	\$ -	-
Total Fines, Forfeitures, Penalties			\$ 1,436,043	\$ 1,231,074	\$ 1,030,000	\$ 1,030,000
REVENUE FROM USE OF MONEY AND PROPERTY						
		Interest	\$ 70,191	\$ 36,357	\$ 66,000	66,000
		Rents and Concessions	\$ -	\$ -	\$ -	-
Total Revenue From Use of Money and Property			\$ 70,191	\$ 36,357	\$ 66,000	\$ 66,000
INTERGOVERNMENTAL REVENUES						
State						
		State-Highway Users Tax	\$ -	\$ -	\$ -	-
		State-Motor Vehicle In-lieu Tax	\$ -	\$ -	\$ -	-
		Other State-in-lieu Taxes	\$ -	\$ -	\$ -	-
		State-Public Assistance Administration	\$ -	\$ -	\$ -	-
		State-Public Assistance Program	\$ -	\$ -	\$ -	-
		State-Health Administration	\$ -	\$ -	\$ -	-
		State-Mental Health	\$ -	\$ -	\$ -	-
		State-Tuberculosis Control	\$ -	\$ -	\$ -	-
		Other State Health	\$ -	\$ -	\$ -	-
		State-Agriculture	\$ -	\$ -	\$ -	-
		State-Construction	\$ -	\$ -	\$ -	-
		State-Disaster Relief	\$ -	\$ -	\$ -	-
		State-Veterans' Affairs	\$ -	\$ -	\$ -	-
		State-Homeowners' Property Tax	\$ -	\$ -	\$ -	-
		State-Public Safety Funds (program)	\$ -	\$ -	\$ -	-
		State- Citizen's Option For Public Safety	\$ -	\$ -	\$ -	-
		State-Other	\$ 2,568,899	\$ 14,013,072	\$ -	-
Total State			\$ 2,568,899	\$ 14,013,072	\$ -	\$ -
Federal						
		Federal-Public Assistance Administration	\$ -	\$ -	\$ -	-
		Federal-Public Assistance Program	\$ -	\$ -	\$ -	-
		Federal-Health Administration	\$ -	\$ -	\$ -	-
		Federal-Construction	\$ -	\$ -	\$ -	-
		Federal-Other	\$ -	\$ -	\$ -	-
Total Federal			\$ -	\$ -	\$ -	\$ -
Other Governmental Agencies						
		Other Governmental Agencies	\$ 3,880	\$ -	\$ -	-
Total Other Governmental Agencies			\$ 3,880	\$ -	\$ -	\$ -
Total Intergovernmental Revenues			\$ 2,572,779	\$ 14,013,072	\$ -	\$ -
CHARGES FOR SERVICES						
		Assessment & Tax Collection Fees	\$ -	\$ -	\$ -	-
		Special Assessments	\$ -	\$ -	\$ -	-
		Auditing & Accounting Fees	\$ -	\$ -	\$ -	-
		Adoption Fees	\$ -	\$ -	\$ -	-
		Election Services	\$ -	\$ -	\$ -	-
		Legal Services	\$ -	\$ -	\$ -	-
		Planning/Engineering Services	\$ -	\$ -	\$ -	-

Fund Name	Financing Source Category	Financing Source Account (Sampling of Financing Source Categories and Accounts Presented, Not All Inclusive)	2011-12 Actual	2012-13 Actual Estimated <input checked="" type="checkbox"/>	2013-14 Recommended	2013-14 Adopted by the Board of Supervisors
1	2	3	4	5	6	7
		Agricultural Services	\$ -	\$ -	-	-
		Civil Process Services	\$ -	\$ -	-	-
		Court Fees and Costs	\$ -	\$ -	-	-
		Estate Fees	\$ -	\$ -	-	-
		Humane Services	\$ -	\$ -	-	-
		Law Enforcement Services	\$ -	\$ -	-	-
		Recording Fees	\$ -	\$ -	-	-
		Road and Street Services	\$ -	\$ -	-	-
		Health Fees and Deductions	\$ -	\$ -	-	-
		Mental Health Services	\$ -	\$ -	-	-
		California Children's Services	\$ -	\$ -	-	-
		Institutional Care and Service	\$ -	\$ -	-	-
		Educational Services	\$ -	\$ -	-	-
		Library Services	\$ -	\$ -	-	-
		Parks and Recreation Services	\$ -	\$ -	-	-
		Sanitation Services	\$ -	\$ -	-	-
		Other	\$ 85,950	\$ 326,706	-	-
		Governmental Interfund Revenue	\$ -	\$ -	-	-
		Interfund Revenue	\$ -	\$ -	-	-
Total Charges for Services			\$ 85,950	\$ 326,706	\$ -	\$ -
MISCELLANEOUS REVENUES						
		Other Sales	\$ -	\$ -	-	\$ -
		Miscellaneous	\$ 58,546	\$ 26	-	-
Total Miscellaneous Revenues			\$ 58,546	\$ 26	\$ -	\$ -
OTHER FINANCING SOURCES						
		Sale of Fixed Assets	\$ -	\$ -	-	\$ -
		Operating Transfers In	\$ 4,623,356	\$ 20,099,138	-	-
		Long Term Debt Proceeds	\$ -	\$ -	-	-
Total Other Financing Sources			\$ 4,623,356	\$ 20,099,138	\$ -	\$ -
TOTAL CAPITAL PROJECTS			\$ 8,846,865	\$ 35,706,373	\$ 1,096,000	\$ 1,096,000
REDEVELOPMENT AGENCY						
TAXES						
		Property Taxes - Current Secured	\$ 166,177	\$ -	-	\$ -
		Property Taxes - Current Unsecured	\$ 223,441	\$ -	-	-
		Property Taxes - Prior Unsecured	\$ 3,993	\$ -	-	-
		Supplemental Property Taxes - Current Unsecured	\$ -	\$ -	-	-
		Supplemental Property Taxes - Prior Unsecured	\$ -	\$ -	-	-
		Sales and Use Taxes	\$ -	\$ -	-	-
		Other Taxes	\$ -	\$ -	-	-
Total Taxes			\$ 393,611	\$ -	\$ -	\$ -
LICENSES, PERMITS AND FRANCHISES						
		Animal Licenses	\$ -	\$ -	-	\$ -
		Business Licenses	\$ -	\$ -	-	-
		Construction Permits	\$ -	\$ -	-	-
		Road Privileges and Permits	\$ -	\$ -	-	-
		Zoning Permits Administration	\$ -	\$ -	-	-
		Franchises	\$ -	\$ -	-	-
		Other Licenses and Permits	\$ -	\$ -	-	-
Total Licenses, Permits and Franchises			\$ -	\$ -	\$ -	\$ -
FINES, FORFEITURES, PENALTIES						
		Vehicle Code Fines	\$ -	\$ -	-	\$ -

Fund Name	Financing Source Category	Financing Source Account (Sampling of Financing Source Categories and Accounts Presented, Not All Inclusive)	2011-12 Actual	2012-13 Actual Estimated <input checked="" type="checkbox"/>	2013-14 Recommended	2013-14 Adopted by the Board of Supervisors
1	2	3	4	5	6	7
		Other Court Fines	\$ -	\$ -	-	-
		Forfeitures and Penalties	\$ -	\$ -	-	-
		Penalties/Costs on Delinquent Taxes	\$ -	\$ -	-	-
Total Fines, Forfeitures, Penalties			\$ -	\$ -	-	-
REVENUE FROM USE OF MONEY AND PROPERTY						
		Interest	\$ (61,341)	\$ -	-	-
		Rents and Concessions	\$ -	\$ -	-	-
Total Revenue From Use of Money and Property			\$ (61,341)	\$ -	-	-
INTERGOVERNMENTAL REVENUES						
State						
		State-Highway Users Tax	\$ -	\$ -	-	-
		State-Motor Vehicle In-lieu Tax	\$ -	\$ -	-	-
		Other State-in-lieu Taxes	\$ -	\$ -	-	-
		State-Public Assistance Administration	\$ -	\$ -	-	-
		State-Public Assistance Program	\$ -	\$ -	-	-
		State-Health Administration	\$ -	\$ -	-	-
		State-Mental Health	\$ -	\$ -	-	-
		State-Tuberculosis Control	\$ -	\$ -	-	-
		Other State Health	\$ -	\$ -	-	-
		State-Agriculture	\$ -	\$ -	-	-
		State-Construction	\$ -	\$ -	-	-
		State-Disaster Relief	\$ -	\$ -	-	-
		State-Veterans' Affairs	\$ -	\$ -	-	-
		State-Homeowners' Property Tax	\$ 37,581	\$ -	-	-
		State-Public Safety Funds (program)	\$ -	\$ -	-	-
		State- Citizen's Option For Public Safety	\$ -	\$ -	-	-
		State-Other	\$ -	\$ -	-	-
Total State			\$ 37,581	\$ -	-	-
Federal						
		Federal-Public Assistance Administration	\$ -	\$ -	-	-
		Federal-Public Assistance Program	\$ -	\$ -	-	-
		Federal-Health Administration	\$ -	\$ -	-	-
		Federal-Construction	\$ -	\$ -	-	-
		Federal-Other	\$ -	\$ -	-	-
Total Federal			\$ -	\$ -	-	-
Other Governmental Agencies						
		Other Governmental Agencies	\$ -	\$ -	-	-
Total Other Governmental Agencies			\$ -	\$ -	-	-
Total Intergovernmental Revenues			\$ 37,581	\$ -	-	-
CHARGES FOR SERVICES						
		Assessment & Tax Collection Fees	\$ -	\$ -	-	-
		Special Assessments	\$ -	\$ -	-	-
		Auditing & Accounting Fees	\$ -	\$ -	-	-
		Adoption Fees	\$ -	\$ -	-	-
		Election Services	\$ -	\$ -	-	-
		Legal Services	\$ -	\$ -	-	-
		Planning/Engineering Services	\$ -	\$ -	-	-
		Agricultural Services	\$ -	\$ -	-	-

Fund Name 1	Financing Source Category 2	Financing Source Account (Sampling of Financing Source Categories and Accounts Presented, Not All Inclusive) 3	2011-12 Actual 4	2012-13 Actual Estimated <input checked="" type="checkbox"/> <input type="checkbox"/> 5	2013-14 Recommended 6	2013-14 Adopted by the Board of Supervisors 7
		Civil Process Services	\$ -	\$ -	-	-
		Court Fees and Costs	\$ -	\$ -	-	-
		Estate Fees	\$ -	\$ -	-	-
		Humane Services	\$ -	\$ -	-	-
		Law Enforcement Services	\$ -	\$ -	-	-
		Recording Fees	\$ -	\$ -	-	-
		Road and Street Services	\$ -	\$ -	-	-
		Health Fees and Deductions	\$ -	\$ -	-	-
		Mental Health Services	\$ -	\$ -	-	-
		California Children's Services	\$ -	\$ -	-	-
		Institutional Care and Service	\$ -	\$ -	-	-
		Educational Services	\$ -	\$ -	-	-
		Library Services	\$ -	\$ -	-	-
		Parks and Recreation Services	\$ -	\$ -	-	-
		Sanitation Services	\$ -	\$ -	-	-
		Other	\$ -	\$ -	-	-
		Governmental Interfund Revenue	\$ -	\$ -	-	-
		Interfund Revenue	\$ 3,542	\$ -	-	-
Total Charges for Services			\$ 3,542	\$ -	-	-
MISCELLANEOUS REVENUES						
		Other Sales	\$ -	\$ -	-	\$ -
		Miscellaneous	\$ 1,580	\$ -	-	-
Total Miscellaneous Revenues			\$ 1,580	\$ -	-	-
OTHER FINANCING SOURCES						
		Sale of Fixed Assets	\$ -	\$ -	-	\$ -
		Operating Transfers In	\$ -	\$ -	-	-
		Long Term Debt Proceeds	\$ -	\$ -	-	-
Total Other Financing Sources			\$ -	\$ -	-	\$ -
TOTAL REDEVELOPMENT AGENCY			\$ 374,973	\$ -	-	\$ -
PUBLIC FACILITY FEES						
TAXES						
		Property Taxes - Current Secured	\$ -	\$ -	-	\$ -
		Property Taxes - Current Unsecured	\$ -	\$ -	-	-
		Property Taxes - Prior Unsecured	\$ -	\$ -	-	-
		Supplemental Property Taxes - Current Unsecured	\$ -	\$ -	-	-
		Supplemental Property Taxes - Prior Unsecured	\$ -	\$ -	-	-
		Sales and Use Taxes	\$ -	\$ -	-	-
		Other Taxes	\$ -	\$ -	-	-
Total Taxes			\$ -	\$ -	-	\$ -
LICENSES, PERMITS AND FRANCHISES						
		Animal Licenses	\$ -	\$ -	-	\$ -
		Business Licenses	\$ -	\$ -	-	-
		Construction Permits	\$ -	\$ -	-	-
		Road Privileges and Permits	\$ -	\$ -	-	-
		Zoning Permits Administration	\$ -	\$ -	-	-
		Franchises	\$ -	\$ -	-	-
		Other Licenses and Permits	\$ -	\$ -	-	-
Total Licenses, Permits and Franchises			\$ -	\$ -	-	\$ -
FINES, FORFEITURES, PENALTIES						
		Vehicle Code Fines	\$ -	\$ -	-	\$ -
		Other Court Fines	\$ -	\$ -	-	-

Fund Name	Financing Source Category	Financing Source Account (Sampling of Financing Source Categories and Accounts Presented, Not All Inclusive)	2011-12 Actual	2012-13 Actual Estimated <input checked="" type="checkbox"/>	2013-14 Recommended	2013-14 Adopted by the Board of Supervisors
1	2	3	4	5	6	7
		Forfeitures and Penalties	\$ -	\$ -	-	-
		Penalties/Costs on Delinquent Taxes	\$ -	\$ -	-	-
Total Fines, Forfeitures, Penalties			\$ -	\$ -	-	-
REVENUE FROM USE OF MONEY AND PROPERTY						
		Interest	\$ 802,688	\$ 444,494	\$ -	\$ -
		Rents and Concessions	\$ -	\$ -	-	-
Total Revenue From Use of Money and Property			\$ 802,688	\$ 444,494	\$ -	\$ -
INTERGOVERNMENTAL REVENUES						
State						
		State-Highway Users Tax	\$ -	\$ -	\$ -	\$ -
		State-Motor Vehicle In-lieu Tax	\$ -	\$ -	-	-
		Other State-in-lieu Taxes	\$ -	\$ -	-	-
		State-Public Assistance Administration	\$ -	\$ -	-	-
		State-Public Assistance Program	\$ -	\$ -	-	-
		State-Health Administration	\$ -	\$ -	-	-
		State-Mental Health	\$ -	\$ -	-	-
		State-Tuberculosis Control	\$ -	\$ -	-	-
		Other State Health	\$ -	\$ -	-	-
		State-Agriculture	\$ -	\$ -	-	-
		State-Construction	\$ -	\$ -	-	-
		State-Disaster Relief	\$ -	\$ -	-	-
		State-Veterans' Affairs	\$ -	\$ -	-	-
		State-Homeowners' Property Tax	\$ -	\$ -	-	-
		State-Public Safety Funds (program)	\$ -	\$ -	-	-
		State- Citizen's Option For Public Safety	\$ -	\$ -	-	-
		State-Other	\$ -	\$ -	-	-
Total State			\$ -	\$ -	\$ -	\$ -
Federal						
		Federal-Public Assistance Administration	\$ -	\$ -	\$ -	\$ -
		Federal-Public Assistance Program	\$ -	\$ -	-	-
		Federal-Health Administration	\$ -	\$ -	-	-
		Federal-Construction	\$ -	\$ -	-	-
		Federal-Other	\$ -	\$ -	-	-
Total Federal			\$ -	\$ -	\$ -	\$ -
Other Governmental Agencies						
		Other Governmental Agencies	\$ -	\$ -	\$ -	\$ -
Total Other Governmental Agencies			\$ -	\$ -	\$ -	\$ -
Total Intergovernmental Revenues			\$ -	\$ -	\$ -	\$ -
CHARGES FOR SERVICES						
		Assessment & Tax Collection Fees	\$ -	\$ -	\$ -	\$ -
		Special Assessments	\$ -	\$ -	-	-
		Auditing & Accounting Fees	\$ -	\$ -	-	-
		Adoption Fees	\$ -	\$ -	-	-
		Election Services	\$ -	\$ -	-	-
		Legal Services	\$ -	\$ -	-	-
		Planning/Engineering Services	\$ 1,256,659	\$ 3,245,572	-	-
		Agricultural Services	\$ -	\$ -	-	-
		Civil Process Services	\$ -	\$ -	-	-
		Court Fees and Costs	\$ -	\$ -	-	-
		Estate Fees	\$ -	\$ -	-	-

Fund Name 1	Financing Source Category 2	Financing Source Account (Sampling of Financing Source Categories and Accounts Presented, Not All Inclusive) 3	2011-12 Actual 4	2012-13 Actual Estimated <input checked="" type="checkbox"/> 5	2013-14 Recommended 6	2013-14 Adopted by the Board of Supervisors 7
		Humane Services	\$ -	\$ -	-	-
		Law Enforcement Services	\$ -	\$ -	-	-
		Recording Fees	\$ -	\$ -	-	-
		Road and Street Services	\$ -	\$ -	-	-
		Health Fees and Deductions	\$ -	\$ -	-	-
		Mental Health Services	\$ -	\$ -	-	-
		California Children's Services	\$ -	\$ -	-	-
		Institutional Care and Service	\$ -	\$ -	-	-
		Educational Services	\$ -	\$ -	-	-
		Library Services	\$ -	\$ -	-	-
		Parks and Recreation Services	\$ -	\$ -	-	-
		Sanitation Services	\$ -	\$ -	-	-
		Other	\$ -	\$ -	-	-
		Governmental Interfund Revenue	\$ -	\$ -	-	-
		Interfund Revenue	\$ -	\$ -	-	-
		Total Charges for Services	\$ 1,256,659	\$ 3,245,572	\$ -	\$ -
		MISCELLANEOUS REVENUES				
		Other Sales	\$ -	\$ -	\$ -	\$ -
		Miscellaneous	\$ 20,191	\$ 19,056	-	-
		Total Miscellaneous Revenues	\$ 20,191	\$ 19,056	\$ -	\$ -
		OTHER FINANCING SOURCES				
		Sale of Fixed Assets	\$ -	\$ -	\$ -	\$ -
		Operating Transfers In	\$ 1,324,308	\$ 213,525	-	-
		Long Term Debt Proceeds	\$ -	\$ -	-	-
		Total Other Financing Sources	\$ 1,324,308	\$ 213,525	\$ -	\$ -
		TOTAL PUBLIC FACILITY FEES	\$ 3,403,846	\$ 3,922,647	\$ -	\$ -
		TOTAL CAPITAL PROJECT FUNDS	\$ 12,625,684	\$ 39,629,020	\$ 1,096,000	\$ 1,096,000
		DEBT SERVICE FUNDS				
		CAPITAL IMPROVEMENTS FINANCE AUTHORITY				
		TAXES				
		Property Taxes - Current Secured	\$ -	\$ -	\$ -	\$ -
		Property Taxes - Current Unsecured	\$ -	\$ -	-	-
		Property Taxes - Prior Unsecured	\$ -	\$ -	-	-
		Supplemental Property Taxes - Current Unsecured	\$ -	\$ -	-	-
		Supplemental Property Taxes - Prior Unsecured	\$ -	\$ -	-	-
		Sales and Use Taxes	\$ -	\$ -	-	-
		Other Taxes	\$ -	\$ -	-	-
		Total Taxes	\$ -	\$ -	\$ -	\$ -
		LICENSES, PERMITS AND FRANCHISES				
		Animal Licenses	\$ -	\$ -	\$ -	\$ -
		Business Licenses	\$ -	\$ -	-	-
		Construction Permits	\$ -	\$ -	-	-
		Road Privileges and Permits	\$ -	\$ -	-	-
		Zoning Permits Administration	\$ -	\$ -	-	-
		Franchises	\$ -	\$ -	-	-
		Other Licenses and Permits	\$ -	\$ -	-	-
		Total Licenses, Permits and Franchises	\$ -	\$ -	\$ -	\$ -
		FINES, FORFEITURES, PENALTIES				
		Vehicle Code Fines	\$ -	\$ -	\$ -	\$ -

Fund Name	Financing Source Category	Financing Source Account (Sampling of Financing Source Categories and Accounts Presented, Not All Inclusive)	2011-12 Actual	2012-13 Actual Estimated <input checked="" type="checkbox"/>	2013-14 Recommended	2013-14 Adopted by the Board of Supervisors
1	2	3	4	5	6	7
		Other Court Fines	\$ -	\$ -	-	-
		Forfeitures and Penalties	\$ -	\$ -	-	-
		Penalties/Costs on Delinquent Taxes	\$ -	\$ -	-	-
Total Fines, Forfeitures, Penalties			\$ -	\$ -	-	-
REVENUE FROM USE OF MONEY AND PROPERTY						
		Interest	\$ 270,346	\$ 200,801	\$ -	\$ -
		Rents and Concessions	\$ -	\$ -	-	-
Total Revenue From Use of Money and Property			\$ 270,346	\$ 200,801	\$ -	\$ -
INTERGOVERNMENTAL REVENUES						
State						
		State-Highway Users Tax	\$ -	\$ -	\$ -	\$ -
		State-Motor Vehicle In-lieu Tax	\$ -	\$ -	-	-
		Other State-in-lieu Taxes	\$ -	\$ -	-	-
		State-Public Assistance Administration	\$ -	\$ -	-	-
		State-Public Assistance Program	\$ -	\$ -	-	-
		State-Health Administration	\$ -	\$ -	-	-
		State-Mental Health	\$ -	\$ -	-	-
		State-Tuberculosis Control	\$ -	\$ -	-	-
		Other State Health	\$ -	\$ -	-	-
		State-Agriculture	\$ -	\$ -	-	-
		State-Construction	\$ -	\$ -	-	-
		State-Disaster Relief	\$ -	\$ -	-	-
		State-Veterans' Affairs	\$ -	\$ -	-	-
		State-Homeowners' Property Tax	\$ -	\$ -	-	-
		State-Public Safety Funds (program)	\$ -	\$ -	-	-
		State- Citizen's Option For Public Safety	\$ -	\$ -	-	-
		State-Other	\$ -	\$ -	-	-
Total State			\$ -	\$ -	\$ -	\$ -
Federal						
		Federal-Public Assistance Administration	\$ -	\$ -	\$ -	\$ -
		Federal-Public Assistance Program	\$ -	\$ -	-	-
		Federal-Health Administration	\$ -	\$ -	-	-
		Federal-Construction	\$ -	\$ -	-	-
		Federal-Other	\$ -	\$ -	-	-
Total Federal			\$ -	\$ -	\$ -	\$ -
Other Governmental Agencies						
		Other Governmental Agencies	\$ -	\$ -	\$ -	\$ -
Total Other Governmental Agencies			\$ -	\$ -	\$ -	\$ -
Total Intergovernmental Revenues			\$ -	\$ -	\$ -	\$ -
CHARGES FOR SERVICES						
		Assessment & Tax Collection Fees	\$ -	\$ -	\$ -	\$ -
		Special Assessments	\$ -	\$ -	-	-
		Auditing & Accounting Fees	\$ -	\$ -	-	-
		Adoption Fees	\$ -	\$ -	-	-
		Election Services	\$ -	\$ -	-	-
		Legal Services	\$ -	\$ -	-	-
		Planning/Engineering Services	\$ -	\$ -	-	-
		Agricultural Services	\$ -	\$ -	-	-
		Civil Process Services	\$ -	\$ -	-	-
		Court Fees and Costs	\$ -	\$ -	-	-

Fund Name	Financing Source Category	Financing Source Account (Sampling of Financing Source Categories and Accounts Presented, Not All Inclusive)	2011-12 Actual	2012-13 Actual Estimated <input checked="" type="checkbox"/>	2013-14 Recommended	2013-14 Adopted by the Board of Supervisors
1	2	3	4	5	6	7
		Estate Fees	\$ -	\$ -	-	-
		Humane Services	\$ -	\$ -	-	-
		Law Enforcement Services	\$ -	\$ -	-	-
		Recording Fees	\$ -	\$ -	-	-
		Road and Street Services	\$ -	\$ -	-	-
		Health Fees and Deductions	\$ -	\$ -	-	-
		Mental Health Services	\$ -	\$ -	-	-
		California Children's Services	\$ -	\$ -	-	-
		Institutional Care and Service	\$ -	\$ -	-	-
		Educational Services	\$ -	\$ -	-	-
		Library Services	\$ -	\$ -	-	-
		Parks and Recreation Services	\$ -	\$ -	-	-
		Sanitation Services	\$ -	\$ -	-	-
		Other	\$ -	\$ -	-	-
		Governmental Interfund Revenue	\$ -	\$ -	-	-
		Interfund Revenue	\$ -	\$ -	-	-
Total Charges for Services			\$ -	\$ -	\$ -	\$ -
MISCELLANEOUS REVENUES						
		Other Sales	\$ -	\$ -	\$ -	\$ -
		Miscellaneous	\$ -	\$ 1,928	-	-
Total Miscellaneous Revenues			\$ -	\$ 1,928	\$ -	\$ -
OTHER FINANCING SOURCES						
		Sale of Fixed Assets	\$ -	\$ -	\$ -	\$ -
		Operating Transfers In	\$ 11,300,620	\$ 18,036,764	-	-
		Long Term Debt Proceeds	\$ -	\$ 8,687,050	-	-
Total Other Financing Sources			\$ 11,300,620	\$ 26,723,814	\$ -	\$ -
TOTAL CAPITAL IMPROVEMENTS FINANCE AUTHORITY			\$ 11,570,966	\$ 26,926,543	\$ -	\$ -
PENSION OBLIGATION FUND						
TAXES						
		Property Taxes - Current Secured	\$ -	\$ -	\$ -	\$ -
		Property Taxes - Current Unsecured	\$ -	\$ -	-	-
		Property Taxes - Prior Unsecured	\$ -	\$ -	-	-
		Supplemental Property Taxes - Current Unsecured	\$ -	\$ -	-	-
		Supplemental Property Taxes - Prior Unsecured	\$ -	\$ -	-	-
		Sales and Use Taxes	\$ -	\$ -	-	-
		Other Taxes	\$ -	\$ -	-	-
Total Taxes			\$ -	\$ -	\$ -	\$ -
LICENSES, PERMITS AND FRANCHISES						
		Animal Licenses	\$ -	\$ -	\$ -	\$ -
		Business Licenses	\$ -	\$ -	-	-
		Construction Permits	\$ -	\$ -	-	-
		Road Privileges and Permits	\$ -	\$ -	-	-
		Zoning Permits Administration	\$ -	\$ -	-	-
		Franchises	\$ -	\$ -	-	-
		Other Licenses and Permits	\$ -	\$ -	-	-
Total Licenses, Permits and Franchises			\$ -	\$ -	\$ -	\$ -
FINES, FORFEITURES, PENALTIES						
		Vehicle Code Fines	\$ -	\$ -	\$ -	\$ -
		Other Court Fines	\$ -	\$ -	-	-
		Forfeitures and Penalties	\$ -	\$ -	-	-
		Penalties/Costs on Delinquent Taxes	\$ -	\$ -	-	-

Fund Name	Financing Source Category	Financing Source Account (Sampling of Financing Source Categories and Accounts Presented, Not All Inclusive)	2011-12 Actual	2012-13 Actual Estimated <input checked="" type="checkbox"/>	2013-14 Recommended	2013-14 Adopted by the Board of Supervisors
1	2	3	4	5	6	7
Total Fines, Forfeitures, Penalties			\$ -	\$ -	\$ -	\$ -
REVENUE FROM USE OF MONEY AND PROPERTY						
	Interest		\$ (27,898)	\$ (13,272)	\$ -	\$ -
	Rents and Concessions		\$ -	\$ -	\$ -	\$ -
Total Revenue From Use of Money and Property			\$ (27,898)	\$ (13,272)	\$ -	\$ -
INTERGOVERNMENTAL REVENUES						
State						
	State-Highway Users Tax		\$ -	\$ -	\$ -	\$ -
	State-Motor Vehicle In-lieu Tax		\$ -	\$ -	\$ -	\$ -
	Other State-in-lieu Taxes		\$ -	\$ -	\$ -	\$ -
	State-Public Assistance Administration		\$ -	\$ -	\$ -	\$ -
	State-Public Assistance Program		\$ -	\$ -	\$ -	\$ -
	State-Health Administration		\$ -	\$ -	\$ -	\$ -
	State-Mental Health		\$ -	\$ -	\$ -	\$ -
	State-Tuberculosis Control		\$ -	\$ -	\$ -	\$ -
	Other State Health		\$ -	\$ -	\$ -	\$ -
	State-Agriculture		\$ -	\$ -	\$ -	\$ -
	State-Construction		\$ -	\$ -	\$ -	\$ -
	State-Disaster Relief		\$ -	\$ -	\$ -	\$ -
	State-Veterans' Affairs		\$ -	\$ -	\$ -	\$ -
	State-Homeowners' Property Tax		\$ -	\$ -	\$ -	\$ -
	State-Public Safety Funds (program)		\$ -	\$ -	\$ -	\$ -
	State- Citizen's Option For Public Safety		\$ -	\$ -	\$ -	\$ -
	State-Other		\$ -	\$ -	\$ -	\$ -
Total State			\$ -	\$ -	\$ -	\$ -
Federal						
	Federal-Public Assistance Administration		\$ -	\$ -	\$ -	\$ -
	Federal-Public Assistance Program		\$ -	\$ -	\$ -	\$ -
	Federal-Health Administration		\$ -	\$ -	\$ -	\$ -
	Federal-Construction		\$ -	\$ -	\$ -	\$ -
	Federal-Other		\$ -	\$ -	\$ -	\$ -
Total Federal			\$ -	\$ -	\$ -	\$ -
Other Governmental Agencies						
	Other Governmental Agencies		\$ 984,727	\$ 611,710	\$ -	\$ -
Total Other Governmental Agencies			\$ 984,727	\$ 611,710	\$ -	\$ -
Total Intergovernmental Revenues			\$ 984,727	\$ 611,710	\$ -	\$ -
CHARGES FOR SERVICES						
	Assessment & Tax Collection Fees		\$ -	\$ -	\$ -	\$ -
	Special Assessments		\$ -	\$ -	\$ -	\$ -
	Auditing & Accounting Fees		\$ -	\$ -	\$ -	\$ -
	Adoption Fees		\$ -	\$ -	\$ -	\$ -
	Election Services		\$ -	\$ -	\$ -	\$ -
	Legal Services		\$ -	\$ -	\$ -	\$ -
	Planning/Engineering Services		\$ -	\$ -	\$ -	\$ -
	Agricultural Services		\$ -	\$ -	\$ -	\$ -
	Civil Process Services		\$ -	\$ -	\$ -	\$ -
	Court Fees and Costs		\$ -	\$ -	\$ -	\$ -
	Estate Fees		\$ -	\$ -	\$ -	\$ -
	Humane Services		\$ -	\$ -	\$ -	\$ -
	Law Enforcement Services		\$ -	\$ -	\$ -	\$ -

Fund Name	Financing Source Category	Financing Source Account (Sampling of Financing Source Categories and Accounts Presented, Not All Inclusive)	2011-12 Actual	2012-13 Actual Estimated <input checked="" type="checkbox"/>	2013-14 Recommended	2013-14 Adopted by the Board of Supervisors
1	2	3	4	5	6	7
		Recording Fees	\$ -	\$ -	-	-
		Road and Street Services	\$ -	\$ -	-	-
		Health Fees and Deductions	\$ -	\$ -	-	-
		Mental Health Services	\$ -	\$ -	-	-
		California Children's Services	\$ -	\$ -	-	-
		Institutional Care and Service	\$ -	\$ -	-	-
		Educational Services	\$ -	\$ -	-	-
		Library Services	\$ -	\$ -	-	-
		Parks and Recreation Services	\$ -	\$ -	-	-
		Sanitation Services	\$ -	\$ -	-	-
		Other	\$ -	\$ -	-	-
		Governmental Interfund Revenue	\$ -	\$ -	-	-
		Interfund Revenue	\$ -	\$ -	-	-
Total Charges for Services			\$ -	\$ -	\$ -	\$ -
MISCELLANEOUS REVENUES						
		Other Sales	\$ -	\$ -	\$ -	\$ -
		Miscellaneous	\$ -	\$ -	-	-
Total Miscellaneous Revenues			\$ -	\$ -	\$ -	\$ -
OTHER FINANCING SOURCES						
		Sale of Fixed Assets	\$ -	\$ -	\$ -	\$ -
		Operating Transfers In	\$ 10,573,747	\$ 10,828,150	-	-
		Long Term Debt Proceeds	\$ -	\$ -	-	-
Total Other Financing Sources			\$ 10,573,747	\$ 10,828,150	\$ -	\$ -
TOTAL PENSION OBLIGATION FUND			\$ 11,530,576	\$ 11,426,588	\$ -	\$ -
STANISLAUS COUNTY TOBACCO FUNDING CORP						
TAXES						
		Property Taxes - Current Secured	\$ -	\$ -	\$ -	\$ -
		Property Taxes - Current Unsecured	\$ -	\$ -	-	-
		Property Taxes - Prior Unsecured	\$ -	\$ -	-	-
		Supplemental Property Taxes - Current Unsecured	\$ -	\$ -	-	-
		Supplemental Property Taxes - Prior Unsecured	\$ -	\$ -	-	-
		Sales and Use Taxes	\$ -	\$ -	-	-
		Other Taxes	\$ -	\$ -	-	-
Total Taxes			\$ -	\$ -	\$ -	\$ -
LICENSES, PERMITS AND FRANCHISES						
		Animal Licenses	\$ -	\$ -	\$ -	\$ -
		Business Licenses	\$ -	\$ -	-	-
		Construction Permits	\$ -	\$ -	-	-
		Road Privileges and Permits	\$ -	\$ -	-	-
		Zoning Permits Administration	\$ -	\$ -	-	-
		Franchises	\$ -	\$ -	-	-
		Other Licenses and Permits	\$ -	\$ -	-	-
Total Licenses, Permits and Franchises			\$ -	\$ -	\$ -	\$ -
FINES, FORFEITURES, PENALTIES						
		Vehicle Code Fines	\$ -	\$ -	\$ -	\$ -
		Other Court Fines	\$ -	\$ -	-	-
		Forfeitures and Penalties	\$ -	\$ -	-	-
		Penalties/Costs on Delinquent Taxes	\$ -	\$ -	-	-
Total Fines, Forfeitures, Penalties			\$ -	\$ -	\$ -	\$ -

Fund Name 1	Financing Source Category 2	Financing Source Account (Sampling of Financing Source Categories and Accounts Presented, Not All Inclusive) 3	2011-12 Actual 4	2012-13 Actual Estimated <input checked="" type="checkbox"/> 5	2013-14 Recommended 6	2013-14 Adopted by the Board of Supervisors 7
REVENUE FROM USE OF MONEY AND PROPERTY						
		Interest	\$ 300,284	\$ 361,912	\$ -	\$ -
		Rents and Concessions	\$ -	\$ -	\$ -	\$ -
Total Revenue From Use of Money and Property			\$ 300,284	\$ 361,912	\$ -	\$ -
INTERGOVERNMENTAL REVENUES						
State						
		State-Highway Users Tax	\$ -	\$ -	\$ -	\$ -
		State-Motor Vehicle In-lieu Tax	\$ -	\$ -	\$ -	\$ -
		Other State-in-lieu Taxes	\$ -	\$ -	\$ -	\$ -
		State-Public Assistance Administration	\$ -	\$ -	\$ -	\$ -
		State-Public Assistance Program	\$ -	\$ -	\$ -	\$ -
		State-Health Administration	\$ -	\$ -	\$ -	\$ -
		State-Mental Health	\$ -	\$ -	\$ -	\$ -
		State-Tuberculosis Control	\$ -	\$ -	\$ -	\$ -
		Other State Health	\$ -	\$ -	\$ -	\$ -
		State-Agriculture	\$ -	\$ -	\$ -	\$ -
		State-Construction	\$ -	\$ -	\$ -	\$ -
		State-Disaster Relief	\$ -	\$ -	\$ -	\$ -
		State-Veterans' Affairs	\$ -	\$ -	\$ -	\$ -
		State-Homeowners' Property Tax	\$ -	\$ -	\$ -	\$ -
		State-Public Safety Funds (program)	\$ -	\$ -	\$ -	\$ -
		State- Citizen's Option For Public Safety	\$ -	\$ -	\$ -	\$ -
		State-Other	\$ -	\$ -	\$ -	\$ -
Total State			\$ -	\$ -	\$ -	\$ -
Federal						
		Federal-Public Assistance Administration	\$ -	\$ -	\$ -	\$ -
		Federal-Public Assistance Program	\$ -	\$ -	\$ -	\$ -
		Federal-Health Administration	\$ -	\$ -	\$ -	\$ -
		Federal-Construction	\$ -	\$ -	\$ -	\$ -
		Federal-Other	\$ -	\$ -	\$ -	\$ -
Total Federal			\$ -	\$ -	\$ -	\$ -
Other Governmental Agencies						
		Other Governmental Agencies	\$ -	\$ -	\$ -	\$ -
Total Other Governmental Agencies			\$ -	\$ -	\$ -	\$ -
Total Intergovernmental Revenues			\$ -	\$ -	\$ -	\$ -
CHARGES FOR SERVICES						
		Assessment & Tax Collection Fees	\$ -	\$ -	\$ -	\$ -
		Special Assessments	\$ -	\$ -	\$ -	\$ -
		Auditing & Accounting Fees	\$ -	\$ -	\$ -	\$ -
		Adoption Fees	\$ -	\$ -	\$ -	\$ -
		Election Services	\$ -	\$ -	\$ -	\$ -
		Legal Services	\$ -	\$ -	\$ -	\$ -
		Planning/Engineering Services	\$ -	\$ -	\$ -	\$ -
		Agricultural Services	\$ -	\$ -	\$ -	\$ -
		Civil Process Services	\$ -	\$ -	\$ -	\$ -
		Court Fees and Costs	\$ -	\$ -	\$ -	\$ -
		Estate Fees	\$ -	\$ -	\$ -	\$ -
		Humane Services	\$ -	\$ -	\$ -	\$ -
		Law Enforcement Services	\$ -	\$ -	\$ -	\$ -
		Recording Fees	\$ -	\$ -	\$ -	\$ -
		Road and Street Services	\$ -	\$ -	\$ -	\$ -
		Health Fees and Deductions	\$ -	\$ -	\$ -	\$ -

Fund Name 1	Financing Source Category 2	Financing Source Account (Sampling of Financing Source Categories and Accounts Presented, Not All Inclusive) 3	2011-12 Actual 4	2012-13 Actual Estimated <input checked="" type="checkbox"/> 5	2013-14 Recommended 6	2013-14 Adopted by the Board of Supervisors 7
		Mental Health Services	\$ -	\$ -	-	-
		California Children's Services	\$ -	\$ -	-	-
		Institutional Care and Service	\$ -	\$ -	-	-
		Educational Services	\$ -	\$ -	-	-
		Library Services	\$ -	\$ -	-	-
		Parks and Recreation Services	\$ -	\$ -	-	-
		Sanitation Services	\$ -	\$ -	-	-
		Other	\$ -	\$ -	-	-
		Governmental Interfund Revenue	\$ -	\$ -	-	-
		Interfund Revenue	\$ -	\$ -	-	-
Total Charges for Services			\$ -	\$ -	-	-
MISCELLANEOUS REVENUES						
		Other Sales	\$ -	\$ -	-	-
		Miscellaneous	\$ 4,604,626	\$ 7,326,655	-	-
Total Miscellaneous Revenues			\$ 4,604,626	\$ 7,326,655	\$ -	\$ -
OTHER FINANCING SOURCES						
		Sale of Fixed Assets	\$ -	\$ -	-	-
		Operating Transfers In	\$ -	\$ -	-	-
		Long Term Debt Proceeds	\$ -	\$ -	-	-
Total Other Financing Sources			\$ -	\$ -	-	-
TOTAL STANISLAUS COUNTY TOBACCO FUNDING CORP			\$ 4,904,910	\$ 7,688,567	\$ -	\$ -
TOTAL DEBT SERVICE FUNDS FINANCING SOURCES			\$ 28,006,452	\$ 46,041,698	\$ -	\$ -
TOTAL ALL FUNDS			\$ 741,292,717	\$ 845,796,149	\$ 853,725,435	\$ 853,725,435
Total All Funds Transferred To			SCH 5, COL 2	SCH 5, COL 3	SCH 5, COL 4	SCH 5, COL 5

State Controller Schedules		Stanislaus County			Schedule 7
County Budget Act August 2013		Summary of Financing Uses by Function and Fund Governmental Funds Fiscal Year 2013-14			
Description	2011-12 Actual	2012-13 Actual Estimated	<input checked="" type="checkbox"/> <input type="checkbox"/>	2013-14 Recommended	2013-14 Adopted by the Board of Supervisors
1	2	3		4	5
Summarization by Function					
General	\$ 68,707,075	\$ 86,712,581	\$	\$ 70,698,450	\$ 70,698,450
Public Protection	184,467,648	212,061,949		223,663,779	223,663,779
Public Ways & Facilities	34,146,963	46,998,769		86,516,776	86,516,776
Health & Sanitation	117,589,502	135,063,306		142,034,339	142,034,339
Public Assistance	267,310,392	286,260,792		327,644,589	327,644,589
Education	8,089,686	8,711,721		9,744,247	9,744,247
Recreation	6,867,183	7,123,062		5,067,623	5,067,623
Debt Service	38,644,867	57,575,267		10,419,670	10,419,670
Total Financing Uses by Function	\$ 725,823,316	\$ 840,507,447	\$	\$ 875,789,473	\$ 875,789,473
Appropriations for Contingencies					
General Fund	\$ -	\$ -	\$	\$ 9,179,572	\$ 9,179,572
Mental Health	-	-		-	-
Total Appropriations for Contingencies	\$ -	\$ -	\$	\$ 9,179,572	\$ 9,179,572
Subtotal Financing Uses	\$ 725,823,316	\$ 840,507,447	\$	\$ 884,969,045	\$ 884,969,045

State Controller Schedules		Stanislaus County			Schedule 7
County Budget Act August 2013		Summary of Financing Uses by Function and Fund Governmental Funds Fiscal Year 2013-14			
Description	2011-12 Actual	2012-13 Actual Estimated	<input checked="" type="checkbox"/>	2013-14 Recommended	2013-14 Adopted by the Board of Supervisors
1	2	3		4	5
Provisions for Reserves and Designations					
General Fund	\$ -	\$ -		\$ -	\$ -
Capital Project Funds	-	-		-	-
Debt Service Funds	-	-		-	-
Total Reserves and Designations	\$ -	\$ -		\$ -	\$ -
Total Financing Uses	\$ 725,823,316	\$ 840,507,447		\$ 884,969,045	\$ 884,969,045
Summarization by Fund					
General Fund	\$ 213,607,036	\$ 223,645,851		\$ 256,601,294	\$ 256,601,294
Special Revenue Funds	461,816,357	538,986,871		627,635,853	627,635,853
Capital Project Funds	21,744,297	29,923,948		731,898	731,898
Debt Service Funds	28,655,627	47,950,776		0	0
Total Financing Uses	\$ 725,823,317	\$ 840,507,446		\$ 884,969,045	\$ 884,969,045
Total Financing Uses by Function Transferred From	SCH 8, COL 2	SCH 8, COL 3		SCH 8, COL 4	SCH 8, COL 5
Total Financing Uses Transferred To					SCH 2, COL 8
Subtotal Financing Uses Ties To					SCH 2, COL 6
Total Reserves and Designations Transferred To					SCH 2, COL 7 SCH 4, COL 6
Summarization Totals Must Equal					TOTAL FIN USES = TOTAL FIN USES

State Controller Schedules

Stanislaus County

Schedule 8

County Budget Act
August 2013

Detail of Financing Uses by Function, Activity and Budget Unit
Governmental Funds
Fiscal Year 2013-14

Function, Activity and Budget Unit	2011-12 Actual	2012-13 Actual Estimated <input checked="" type="checkbox"/> <input type="checkbox"/>	2013-14 Recommended	2013-14 Adopted by the Board of Supervisors
1	2	3	4	5
General				
Legislative and Administrative	\$ 5,728,912	\$ 6,186,071	\$ 7,641,608	\$ 7,641,608
Finance	\$ 11,607,477	\$ 11,310,944	\$ 13,279,956	\$ 13,279,956
Personnel	\$ -	\$ -	\$ -	\$ -
Counsel	\$ 2,165,539	\$ 2,220,193	\$ 2,350,910	\$ 2,350,910
Elections	\$ 2,744,864	\$ 1,777,140	\$ 3,802,861	\$ 3,802,861
Property Management	\$ 524,606	\$ 4,716,901	\$ 656,840	\$ 656,840
Plant Acquisition	\$ 4,682,315	\$ 11,004,832	\$ 1,517,535	\$ 1,517,535
Promotion	\$ 101,320	\$ 933,632	\$ 116,000	\$ 116,000
Other General	\$ 41,152,042	\$ 48,562,868	\$ 50,512,312	\$ 50,512,312
Total General	\$ 68,707,075	\$ 86,712,581	\$ 79,878,022	\$ 79,878,022
Public Protection				
Judicial	\$ 43,582,635	\$ 45,074,245	\$ 48,308,461	\$ 48,308,461
Police Protection	\$ 39,627,810	\$ 45,159,660	\$ 51,105,933	\$ 51,105,933
Detention and Correction	\$ 67,814,259	\$ 88,286,198	\$ 86,895,393	\$ 86,895,393
Fire Protection	\$ 2,014,697	\$ 1,929,034	\$ 1,884,993	\$ 1,884,993
Protection Inspection	\$ 5,910,054	\$ 5,583,213	\$ 6,710,194	\$ 6,710,194
Other Protection	\$ 25,518,193	\$ 26,029,599	\$ 28,758,805	\$ 28,758,805
Total Public Protection	\$ 184,467,648	\$ 212,061,949	\$ 223,663,779	\$ 223,663,779
Public Ways & Facilities				
Public Ways	\$ 33,985,063	\$ 46,846,258	\$ 86,123,081	\$ 86,123,081
Transportation Terminal	\$ 161,900	\$ 152,511	\$ 393,695	\$ 393,695
Total Public Ways & Facilities	\$ 34,146,963	\$ 46,998,769	\$ 86,516,776	\$ 86,516,776
Health and Sanitation				
Health	\$ 117,589,502	\$ 135,063,306	\$ 142,034,339	\$ 142,034,339
Hospital Care				
California Childrens Services				
Sanitation				
Total Health and Sanitation	\$ 117,589,502	\$ 135,063,306	\$ 142,034,339	\$ 142,034,339
Public Assistance				

State Controller Schedules		Stanislaus County			Schedule 8	
County Budget Act August 2013		Detail of Financing Uses by Function, Activity and Budget Unit Governmental Funds Fiscal Year 2013-14				
Function, Activity and Budget Unit	2011-12 Actual	2012-13 Actual Estimated	<input checked="" type="checkbox"/>	2013-14 Recommended	2013-14 Adopted by the Board of Supervisors	
1	2	3		4	5	
Administration	\$ 154,749,412	\$ 172,555,628	\$	\$ 200,522,844	\$ 200,522,844	
Aid Payments	\$ 92,938,328	\$ 94,757,284	\$	\$ 104,433,365	\$ 104,433,365	
General Relief	\$ 805,306	\$ 569,566	\$	\$ 812,202	\$ 812,202	
Veterans' Services	\$ 334,190	\$ 308,198	\$	\$ 348,483	\$ 348,483	
Other Assistance	\$ 18,483,156	\$ 18,070,116	\$	\$ 21,527,695	\$ 21,527,695	
Total Public Assistance	\$ 267,310,392	\$ 286,260,792	\$	\$ 327,644,589	\$ 327,644,589	
Education						
School Administration	\$ -	\$ -	\$ -	\$ -	\$ -	
Library Services	\$ 7,749,271	\$ 8,357,684	\$	\$ 9,314,343	\$ 9,314,343	
Agricultural Education	\$ 340,823	\$ 354,037	\$	\$ 429,904	\$ 429,904	
Other Education	\$ (408)	\$ -	\$ -	\$ -	\$ -	
Total Education	\$ 8,089,686	\$ 8,711,721	\$	\$ 9,744,247	\$ 9,744,247	
Recreation and Cultural Services						
Recreation Facilities	\$ 6,867,183	\$ 7,123,062	\$	\$ 5,067,623	\$ 5,067,623	
Total Recreation and Cultural Services	\$ 6,867,183	\$ 7,123,062	\$	\$ 5,067,623	\$ 5,067,623	
Debt Service						
Retirement of Long-Term Debt	\$ 38,644,867	\$ 57,575,267	\$	\$ 10,419,670	\$ 10,419,670	
Interest on Notes and Warrants						
Total Debt Service	\$ 38,644,867	\$ 57,575,267	\$	\$ 10,419,670	\$ 10,419,670	
Grand Total Financing Uses by Function	\$ 725,823,316	\$ 840,507,447	\$	\$ 884,969,045	\$ 884,969,045	
Total Financing Uses by Function Transferred To	SCH 7, COL 2	SCH 7, COL 3		SCH 7, COL 4	SCH 7, COL 5	

State Controller Schedules
 County Budget Act
 August 2013

Stanislaus County
 Operation of Internal Service Fund
 Fiscal Year 2013-14

Schedule 10

Fund Title
 Service Activity

GSA Central Services
 Central Services

Operating Detail	2011-12 Actual	2012-13 Actual	2013-14 Recommended	2013-14 Adopted by the Board of Supervisors
1	2	3	4	5
Operating Revenues				
TAXES	\$ -	\$ -	\$ -	\$ -
LICENSES, PERMITS AND FRANCHISES	\$ -	\$ -	\$ -	\$ -
FINES, FORFEITURES, PENALTIES	\$ -	\$ -	\$ -	\$ -
INTERGOVERNMENTAL REVENUES - STATE	\$ -	\$ -	\$ -	\$ -
INTERGOVERNMENTAL REVENUES - FED	\$ -	\$ -	\$ -	\$ -
OTHER GOVERNMENTAL AGENCIES	\$ 21,898	\$ 23,330	\$ 22,103	\$ 22,103
CHARGES FOR SERVICES	\$ 457,048	\$ 872,690	\$ 1,084,993	\$ 1,084,993
LT Debt Proceeds, Cap Lse Proceeds	\$ -	\$ -	\$ -	\$ -
SPECIAL ITEMS	\$ -	\$ -	\$ -	\$ -
Total Operating Revenues	\$ 478,946	\$ 896,020	\$ 1,107,096	\$ 1,107,096
Operating Expenses				
SALARIES & EMPLOYEE BENEFITS	\$ 362,044	\$ 707,692	\$ 767,152	\$ 767,152
SERVICES & SUPPLIES	\$ 68,833	\$ 62,549	\$ 74,930	\$ 74,930
OTHER CHARGES less Interest Exp	\$ 94,891	\$ 235,171	\$ 264,014	\$ 264,014
FIXED ASSETS	\$ -	\$ -	\$ -	\$ -
OP TRSFERS excl Operating trsfrs out	\$ -	\$ -	\$ -	\$ -
INTRAFUND TRANSFERS	\$ -	\$ -	\$ -	\$ -
APPROPRIATION FOR CONTINGENCIE	\$ -	\$ -	\$ -	\$ -
Total Operating Expenses	\$ 525,768	\$ 1,005,412	\$ 1,106,096	\$ 1,106,096
Operating Income (Loss)	\$ (46,822)	\$ (109,392)	\$ 1,000	\$ 1,000
Non-Operating Revenues (Expenses)				
Interest/Investment Income and/or Gain	\$ 29	\$ 6,292	\$ -	\$ -
Interest/Investment (Expense) and/or (Loss)	\$ (548)	\$ (276)	\$ (1,000)	\$ (1,000)
Gain or Loss on Sale of Capital Assets	\$ -	\$ (2,922)	\$ -	\$ -
Total Non-Operating Revenues (Expenses)	\$ (519)	\$ 3,094	\$ (1,000)	\$ (1,000)
Income Before Capital Contributions and Transfers	\$ (47,341)	\$ (106,298)	\$ -	\$ -
Capital Contributions - Grant, extraordinary items, etc.	\$ -	\$ -	\$ -	\$ -
Transfers-In/(Out)	\$ (10,384)	\$ -	\$ -	\$ -
Change in Net Assets	\$ (57,725)	\$ (106,298)	\$ -	\$ -
Net Assets - Beginning Balance	\$ 242,928	\$ 185,203	\$ -	\$ -
Net Assets - Ending Balance	\$ 185,203	\$ 78,905	\$ 0	\$ 0
Revenues Tie To				SCH 1, COL 4
Expenses Tie To				SCH 1, COL 6

State Controller Schedules
 County Budget Act
 August 2013

Stanislaus County
 Operation of Internal Service Fund
 Fiscal Year 2013-14

Schedule 10

Fund Title
 Service Activity

Communications
 Communications

Operating Detail	2011-12 Actual	2012-13 Actual	2013-14 Recommended	2013-14 Adopted by the Board of Supervisors
1	2	3	4	5
Operating Revenues				
TAXES	\$ -	\$ -	\$ -	\$ -
LICENSES, PERMITS AND FRANCHISES	\$ -	\$ -	\$ -	\$ -
FINES, FORFEITURES, PENALTIES	\$ -	\$ -	\$ -	\$ -
INTERGOVERNMENTAL REVENUES - STATE	\$ -	\$ -	\$ -	\$ -
INTERGOVERNMENTAL REVENUES - FED	\$ -	\$ -	\$ -	\$ -
OTHER GOVERNMENTAL AGENCIES	\$ 9,046	\$ 9,098	\$ 9,556	\$ 9,556
CHARGES FOR SERVICES	\$ 810,775	\$ 787,451	\$ 749,832	\$ 749,832
LT Debt Proceeds, Cap Lse Proceeds	\$ -	\$ -	\$ -	\$ -
SPECIAL ITEMS	\$ -	\$ -	\$ -	\$ -
Total Operating Revenues	\$ 819,821	\$ 796,549	\$ 759,388	\$ 759,388
Operating Expenses				
SALARIES & EMPLOYEE BENEFITS	\$ 242,330	\$ 248,836	\$ 268,757	\$ 268,757
SERVICES & SUPPLIES	\$ 331,556	\$ 374,759	\$ 459,128	\$ 459,128
OTHER CHARGES less Interest Exp	\$ 181,484	\$ 174,782	\$ 197,828	\$ 197,828
FIXED ASSETS	\$ -	\$ 1,944	\$ 60,000	\$ 60,000
OP TRSFERS excl Operating trsfrs out	\$ -	\$ -	\$ -	\$ -
INTRAFUND TRANSFERS	\$ -	\$ -	\$ -	\$ -
APPROPRIATION FOR CONTINGENCIE	\$ -	\$ -	\$ -	\$ -
Total Operating Expenses	\$ 755,370	\$ 800,321	\$ 985,713	\$ 985,713
Operating Income (Loss)	\$ 64,451	\$ (3,772)	\$ (226,325)	\$ (226,325)
Non-Operating Revenues (Expenses)				
Interest/Investment Income and/or Gain	\$ -	\$ -	\$ -	\$ -
Interest/Investment (Expense) and/or (Loss)	\$ -	\$ -	\$ -	\$ -
Gain or Loss on Sale of Capital Assets	\$ -	\$ -	\$ -	\$ -
Total Non-Operating Revenues (Expenses)	\$ -	\$ -	\$ -	\$ -
Income Before Capital Contributions and Transfers	\$ 64,451	\$ (3,772)	\$ (226,325)	\$ (226,325)
Capital Contributions - Grant, extraordinary items, etc.	\$ -	\$ -	\$ -	\$ -
Transfers-In/(Out)	\$ (72,351)	\$ -	\$ -	\$ -
Change in Net Assets	\$ (7,900)	\$ (3,772)	\$ (226,325)	\$ (226,325)
Net Assets - Beginning Balance	\$ 854,562	\$ 846,663	\$ -	\$ -
Net Assets - Ending Balance	\$ 846,662	\$ 842,891	\$ (226,325)	\$ (226,325)
Revenues Tie To				SCH 1, COL 4
Expenses Tie To				SCH 1, COL 6

State Controller Schedules
 County Budget Act
 August 2013

Stanislaus County
 Operation of Internal Service Fund
 Fiscal Year 2013-14

Schedule 10

Fund Title Service Activity	GSA Fleet Services Fleet Services
--------------------------------	--------------------------------------

Operating Detail	2011-12 Actual	2012-13 Actual	2013-14 Recommended	2013-14 Adopted by the Board of Supervisors
1	2	3	4	5
Operating Revenues				
TAXES	\$ -	\$ -	\$ -	\$ -
LICENSES, PERMITS AND FRANCHISES	\$ -	\$ -	\$ -	\$ -
FINES, FORFEITURES, PENALTIES	\$ -	\$ -	\$ -	\$ -
INTERGOVERNMENTAL REVENUES - STATE	\$ -	\$ -	\$ -	\$ -
INTERGOVERNMENTAL REVENUES - FED	\$ -	\$ -	\$ -	\$ -
OTHER GOVERNMENTAL AGENCIES	\$ 36,932	\$ 40,557	\$ 1,320	\$ 1,320
CHARGES FOR SERVICES	\$ 2,046,619	\$ 2,243,577	\$ 2,663,566	\$ 2,663,566
LT Debt Proceeds, Cap Lse Proceeds	\$ -	\$ -	\$ -	\$ -
SPECIAL ITEMS	\$ -	\$ -	\$ -	\$ -
Total Operating Revenues	\$ 2,083,551	\$ 2,284,134	\$ 2,664,886	\$ 2,664,886
Operating Expenses				
SALARIES & EMPLOYEE BENEFITS	\$ 661,033	\$ 714,717	\$ 870,879	\$ 870,879
SERVICES & SUPPLIES	\$ 1,264,370	\$ 1,391,893	\$ 1,638,583	\$ 1,638,583
OTHER CHARGES less Interest Exp	\$ 488,012	\$ 272,236	\$ 228,593	\$ 228,593
FIXED ASSETS	\$ -	\$ 10,038	\$ -	\$ -
OP TRSFERS excl Operating trsfrs out	\$ -	\$ -	\$ -	\$ -
INTRAFUND TRANSFERS	\$ -	\$ -	\$ -	\$ -
APPROPRIATION FOR CONTINGENCIE	\$ -	\$ -	\$ -	\$ -
Total Operating Expenses	\$ 2,413,415	\$ 2,388,884	\$ 2,738,055	\$ 2,738,055
Operating Income (Loss)	\$ (329,864)	\$ (104,750)	\$ (73,169)	\$ (73,169)
Non-Operating Revenues (Expenses)				
Interest/Investment Income and/or Gain	\$ 43,614	\$ 14,707	\$ 7,500	\$ 7,500
Interest/Investment (Expense) and/or (Loss)	\$ -	\$ -	\$ -	\$ -
Gain or Loss on Sale of Capital Assets	\$ 9,215	\$ 8,242	\$ 2,500	\$ 2,500
Total Non-Operating Revenues (Expenses)	\$ 52,829	\$ 22,949	\$ 10,000	\$ 10,000
Income Before Capital Contributions and Transfers	\$ (277,035)	\$ (81,801)	\$ (63,169)	\$ (63,169)
Capital Contributions - Grant, extraordinary items, etc.	\$ -	\$ -	\$ -	\$ -
Transfers-In/(Out)	\$ (19,375)	\$ -	\$ -	\$ -
Change in Net Assets	\$ (296,410)	\$ (81,801)	\$ (63,169)	\$ (63,169)
Net Assets - Beginning Balance	\$ 1,314,713	\$ 1,018,303	\$ -	\$ -
Net Assets - Ending Balance	1,018,303	936,502	(63,169)	(63,169)
Revenues Tie To				SCH 1, COL 4
Expenses Tie To				SCH 1, COL 6

State Controller Schedules
County Budget Act
August 2013

Stanislaus County
Operation of Internal Service Fund
Fiscal Year 2013-14

Schedule 10

Fund Title	MIS General
Service Activity	MIS General

Operating Detail	2011-12 Actual	2012-13 Actual	2013-14 Recommended	2013-14 Adopted by the Board of Supervisors
1	2	3	4	5
Operating Revenues				
TAXES	\$ -	\$ -	\$ -	\$ -
LICENSES, PERMITS AND FRANCHISES	\$ -	\$ -	\$ -	\$ -
FINES, FORFEITURES, PENALTIES	\$ -	\$ -	\$ -	\$ -
INTERGOVERNMENTAL REVENUES - STATE	\$ -	\$ -	\$ -	\$ -
INTERGOVERNMENTAL REVENUES - FED	\$ -	\$ -	\$ -	\$ -
OTHER GOVERNMENTAL AGENCIES	\$ 75,365	\$ 77,322	\$ 122,678	\$ 122,678
CHARGES FOR SERVICES	\$ 3,325,234	\$ 3,476,924	\$ 3,671,379	\$ 3,671,379
LT Debt Proceeds, Cap Lse Proceeds	\$ -	\$ -	\$ -	\$ -
SPECIAL ITEMS	\$ -	\$ -	\$ -	\$ -
Total Operating Revenues	\$ 3,400,599	\$ 3,554,246	\$ 3,794,057	\$ 3,794,057
Operating Expenses				
SALARIES & EMPLOYEE BENEFITS	\$ 2,202,668	\$ 2,379,678	\$ 2,723,229	\$ 2,723,229
SERVICES & SUPPLIES	\$ 958,719	\$ 920,394	\$ 1,029,956	\$ 1,029,956
OTHER CHARGES less Interest Exp	\$ 208,503	\$ 234,789	\$ 371,984	\$ 371,984
FIXED ASSETS	\$ (14,121)	\$ 53	\$ 58,000	\$ 58,000
OP TRSFERS excl Operating trsfers out	\$ -	\$ -	\$ -	\$ -
INTRAFUND TRANSFERS	\$ -	\$ -	\$ -	\$ -
APPROPRIATION FOR CONTINGENCIE	\$ -	\$ -	\$ -	\$ -
Total Operating Expenses	\$ 3,355,769	\$ 3,534,914	\$ 4,183,169	\$ 4,183,169
Operating Income (Loss)	\$ 44,830	\$ 19,332	\$ (389,112)	\$ (389,112)
Non-Operating Revenues (Expenses)				
Interest/Investment Income and/or Gain	\$ 2	\$ 14	\$ -	\$ -
Interest/Investment (Expense) and/or (Loss)	\$ -	\$ -	\$ -	\$ -
Gain or Loss on Sale of Capital Assets	\$ -	\$ (3,448)	\$ -	\$ -
Total Non-Operating Revenues (Expenses)	\$ 2	\$ (3,434)	\$ -	\$ -
Income Before Capital Contributions and Transfers	\$ 44,832	\$ 15,898	\$ (389,112)	\$ (389,112)
Capital Contributions - Grant, extraordinary items, etc.	\$ -	\$ -	\$ -	\$ -
Transfers-In/(Out)	\$ (632,459)	\$ 714,767	\$ -	\$ -
Change in Net Assets	\$ (587,627)	\$ 730,665	\$ (389,112)	\$ (389,112)
Net Assets - Beginning Balance	\$ 2,401,602	\$ 1,813,975	\$ -	\$ -
Net Assets - Ending Balance	\$ 1,813,975	\$ 2,544,640	\$ (389,112)	\$ (389,112)
Revenues Tie To				SCH 1, COL 4
Expenses Tie To				SCH 1, COL 6

State Controller Schedules
 County Budget Act
 August 2013

Stanislaus County
 Operation of Internal Service Fund
 Fiscal Year 2013-14

Schedule 10

Fund Title
 Service Activity

HRMS Upgrade
 HRMS Upgrade

Operating Detail	2011-12 Actual	2012-13 Actual	2013-14 Recommended	2013-14 Adopted by the Board of Supervisors
1	2	3	4	5
Operating Revenues				
TAXES	\$ -	\$ -	\$ -	\$ -
LICENSES, PERMITS AND FRANCHISES	\$ -	\$ -	\$ -	\$ -
FINES, FORFEITURES, PENALTIES	\$ -	\$ -	\$ -	\$ -
INTERGOVERNMENTAL REVENUES - STATE	\$ -	\$ -	\$ -	\$ -
INTERGOVERNMENTAL REVENUES - FED	\$ -	\$ -	\$ -	\$ -
OTHER GOVERNMENTAL AGENCIES	\$ -	\$ -	\$ -	\$ -
CHARGES FOR SERVICES	\$ -	\$ -	\$ -	\$ -
LT Debt Proceeds, Cap Lse Proceeds	\$ -	\$ -	\$ -	\$ -
SPECIAL ITEMS	\$ -	\$ -	\$ -	\$ -
Total Operating Revenues	\$ -	\$ -	\$ -	\$ -
Operating Expenses				
SALARIES & EMPLOYEE BENEFITS	\$ 5,468	\$ -	\$ 10,000	\$ 10,000
SERVICES & SUPPLIES	\$ 8	\$ -	\$ 36,110	\$ 36,110
OTHER CHARGES less Interest Exp	\$ 2	\$ -	\$ 4,000	\$ 4,000
FIXED ASSETS	\$ 14,121	\$ -	\$ 15,000	\$ 15,000
OP TRSFERS excl Operating trsfers out	\$ -	\$ -	\$ -	\$ -
INTRAFUND TRANSFERS	\$ -	\$ -	\$ -	\$ -
APPROPRIATION FOR CONTINGENCIE	\$ -	\$ -	\$ -	\$ -
Total Operating Expenses	\$ 19,599	\$ -	\$ 65,110	\$ 65,110
Operating Income (Loss)	\$ (19,599)	\$ -	\$ (65,110)	\$ (65,110)
Non-Operating Revenues (Expenses)				
Interest/Investment Income and/or Gain	\$ -	\$ -	\$ -	\$ -
Interest/Investment (Expense) and/or (Loss)	\$ -	\$ -	\$ -	\$ -
Gain or Loss on Sale of Capital Assets	\$ -	\$ -	\$ -	\$ -
Total Non-Operating Revenues (Expenses)	\$ -	\$ -	\$ -	\$ -
Income Before Capital Contributions and Transfers	\$ (19,599)	\$ -	\$ (65,110)	\$ (65,110)
Capital Contributions - Grant, extraordinary items, etc.	\$ -	\$ -	\$ -	\$ -
Transfers-In/(Out)	\$ (16)	\$ -	\$ -	\$ -
Change in Net Assets	\$ (19,615)	\$ -	\$ (65,110)	\$ (65,110)
Net Assets - Beginning Balance	\$ 84,725	\$ 65,110	\$ -	\$ -
Net Assets - Ending Balance	65,110	65,110	(65,110)	(65,110)
Revenues Tie To				SCH 1, COL 4
Expenses Tie To				SCH 1, COL 6

State Controller Schedules	Stanislaus County			Schedule 10	
County Budget Act August 2013	Operation of Internal Service Fund Fiscal Year 2013-14			Fund Title Service Activity	
				General Liability General Liability	
Operating Detail	2011-12 Actual	2012-13 Actual	2013-14 Recommended	2013-14 Adopted by the Board of Supervisors	
1	2	3	4	5	
Operating Revenues					
TAXES	\$ -	\$ -	\$ -	\$ -	\$ -
LICENSES, PERMITS AND FRANCHISES	\$ -	\$ -	\$ -	\$ -	\$ -
FINES, FORFEITURES, PENALTIES	\$ -	\$ -	\$ -	\$ -	\$ -
INTERGOVERNMENTAL REVENUES - STATE	\$ -	\$ -	\$ -	\$ -	\$ -
INTERGOVERNMENTAL REVENUES - FED	\$ -	\$ -	\$ -	\$ -	\$ -
OTHER GOVERNMENTAL AGENCIES	\$ 11,204	\$ 36,580	\$ 37,911	\$ 37,911	\$ 37,911
CHARGES FOR SERVICES	\$ 3,466,621	\$ 4,055,754	\$ 4,392,691	\$ 4,392,691	\$ 4,392,691
LT Debt Proceeds, Cap Lse Proceeds	\$ -	\$ -	\$ -	\$ -	\$ -
SPECIAL ITEMS	\$ -	\$ -	\$ -	\$ -	\$ -
Total Operating Revenues	\$ 3,477,825	\$ 4,092,334	\$ 4,430,602	\$ 4,430,602	\$ 4,430,602
Operating Expenses					
SALARIES & EMPLOYEE BENEFITS	\$ -	\$ -	\$ -	\$ -	\$ -
SERVICES & SUPPLIES	\$ 3,999,029	\$ 4,249,969	\$ 3,759,023	\$ 3,759,023	\$ 3,759,023
OTHER CHARGES less Interest Exp	\$ 197,276	\$ 157,920	\$ 226,579	\$ 226,579	\$ 226,579
FIXED ASSETS	\$ -	\$ -	\$ -	\$ -	\$ -
OP TRSFERS excl Operating trsfrs out	\$ -	\$ -	\$ -	\$ -	\$ -
INTRAFUND TRANSFERS	\$ -	\$ -	\$ -	\$ -	\$ -
APPROPRIATION FOR CONTINGENCIE	\$ -	\$ -	\$ -	\$ -	\$ -
Total Operating Expenses	\$ 4,196,305	\$ 4,407,889	\$ 3,985,602	\$ 3,985,602	\$ 3,985,602
Operating Income (Loss)	\$ (718,480)	\$ (315,555)	\$ 445,000	\$ 445,000	\$ 445,000
Non-Operating Revenues (Expenses)					
Interest/Investment Income and/or Gain	\$ 247,697	\$ 6,706	\$ 5,000	\$ 5,000	\$ 5,000
Interest/Investment (Expense) and/or (Loss)	\$ -	\$ -	\$ -	\$ -	\$ -
Gain or Loss on Sale of Capital Assets	\$ -	\$ -	\$ -	\$ -	\$ -
Total Non-Operating Revenues (Expenses)	\$ 247,697	\$ 6,706	\$ 5,000	\$ 5,000	\$ 5,000
Income Before Capital Contributions and Transfers	\$ (470,783)	\$ (308,849)	\$ 450,000	\$ 450,000	\$ 450,000
Capital Contributions - Grant, extraordinary items, etc.	\$ -	\$ -	\$ -	\$ -	\$ -
Transfers-In/(Out)	\$ -	\$ 410,631	\$ -	\$ -	\$ -
Change in Net Assets	\$ (470,783)	\$ 101,782	\$ 450,000	\$ 450,000	\$ 450,000
Net Assets - Beginning Balance	\$ (1,689,598)	\$ (2,160,381)	\$ -	\$ -	\$ -
Net Assets - Ending Balance	(2,160,381)	(2,058,599)	450,000	450,000	450,000
Revenues Tie To				SCH 1, COL 4	
Expenses Tie To				SCH 1, COL 6	

State Controller Schedules
 County Budget Act
 August 2013

Stanislaus County
 Operation of Internal Service Fund
 Fiscal Year 2013-14

Schedule 10

Fund Title Service Activity	Professional Liability Professional Liability
--------------------------------	--

Operating Detail	2011-12 Actual	2012-13 Actual	2013-14 Recommended	2013-14 Adopted by the Board of Supervisors
1	2	3	4	5
Operating Revenues				
TAXES	\$ -	\$ -	\$ -	\$ -
LICENSES, PERMITS AND FRANCHISES	\$ -	\$ -	\$ -	\$ -
FINES, FORFEITURES, PENALTIES	\$ -	\$ -	\$ -	\$ -
INTERGOVERNMENTAL REVENUES - STATE	\$ -	\$ -	\$ -	\$ -
INTERGOVERNMENTAL REVENUES - FED	\$ -	\$ -	\$ -	\$ -
OTHER GOVERNMENTAL AGENCIES	\$ -	\$ -	\$ -	\$ -
CHARGES FOR SERVICES	\$ 1,300,000	\$ 300,000	\$ 762,000	\$ 762,000
LT Debt Proceeds, Cap Lse Proceeds	\$ -	\$ -	\$ -	\$ -
SPECIAL ITEMS	\$ -	\$ -	\$ -	\$ -
Total Operating Revenues	\$ 1,300,000	\$ 300,000	\$ 762,000	\$ 762,000
Operating Expenses				
SALARIES & EMPLOYEE BENEFITS	\$ -	\$ -	\$ -	\$ -
SERVICES & SUPPLIES	\$ 737,145	\$ 856,869	\$ 780,838	\$ 780,838
OTHER CHARGES less Interest Exp	\$ 620	\$ 724	\$ 1,162	\$ 1,162
FIXED ASSETS	\$ -	\$ -	\$ -	\$ -
OP TRSFERS excl Operating trsfrs out	\$ -	\$ -	\$ -	\$ -
INTRAFUND TRANSFERS	\$ -	\$ -	\$ -	\$ -
APPROPRIATION FOR CONTINGENCIE	\$ -	\$ -	\$ -	\$ -
Total Operating Expenses	\$ 737,765	\$ 857,593	\$ 782,000	\$ 782,000
Operating Income (Loss)	\$ 562,235	\$ (557,593)	\$ (20,000)	\$ (20,000)
Non-Operating Revenues (Expenses)				
Interest/Investment Income and/or Gain	\$ 113,956	\$ 4,080	\$ 20,000	\$ 20,000
Interest/Investment (Expense) and/or (Loss)	\$ -	\$ -	\$ -	\$ -
Gain or Loss on Sale of Capital Assets	\$ -	\$ -	\$ -	\$ -
Total Non-Operating Revenues (Expenses)	\$ 113,956	\$ 4,080	\$ 20,000	\$ 20,000
Income Before Capital Contributions and Transfers	\$ 676,191	\$ (553,513)	\$ -	\$ -
Capital Contributions - Grant, extraordinary items, etc.	\$ -	\$ -	\$ -	\$ -
Transfers-In/(Out)	\$ (500,000)	\$ -	\$ -	\$ -
Change in Net Assets	\$ 176,191	\$ (553,513)	\$ -	\$ -
Net Assets - Beginning Balance	\$ 669,613	\$ 845,804	\$ -	\$ -
Net Assets - Ending Balance	\$ 845,804	\$ 292,291	\$ 0	\$ 0
Revenues Tie To				SCH 1, COL 4
Expenses Tie To				SCH 1, COL 6

State Controller Schedules
 County Budget Act
 August 2013

Stanislaus County
 Operation of Internal Service Fund
 Fiscal Year 2013-14

Schedule 10

Fund Title Service Activity	Unemployment Insurance Unemployment Insurance
--------------------------------	--

Operating Detail	2011-12 Actual	2012-13 Actual	2013-14 Recommended	2013-14 Adopted by the Board of Supervisors
1	2	3	4	5
Operating Revenues				
TAXES	\$ -	\$ -	\$ -	\$ -
LICENSES, PERMITS AND FRANCHISES	\$ -	\$ -	\$ -	\$ -
FINES, FORFEITURES, PENALTIES	\$ -	\$ -	\$ -	\$ -
INTERGOVERNMENTAL REVENUES - STATE	\$ -	\$ -	\$ -	\$ -
INTERGOVERNMENTAL REVENUES - FED	\$ -	\$ -	\$ -	\$ -
OTHER GOVERNMENTAL AGENCIES	\$ 11,200	\$ 27,280	\$ 4,500	\$ 4,500
CHARGES FOR SERVICES	\$ 1,373,699	\$ 1,144,810	\$ 188,400	\$ 188,400
LT Debt Proceeds, Cap Lse Proceeds	\$ -	\$ -	\$ -	\$ -
SPECIAL ITEMS	\$ -	\$ -	\$ -	\$ -
Total Operating Revenues	\$ 1,384,899	\$ 1,172,090	\$ 192,900	\$ 192,900
Operating Expenses				
SALARIES & EMPLOYEE BENEFITS	\$ -	\$ -	\$ -	\$ -
SERVICES & SUPPLIES	\$ 1,038,285	\$ 562,378	\$ 603,486	\$ 603,486
OTHER CHARGES less Interest Exp	\$ 65	\$ 40	\$ 64	\$ 64
FIXED ASSETS	\$ -	\$ -	\$ -	\$ -
OP TRSFERS excl Operating trsfers out	\$ -	\$ -	\$ -	\$ -
INTRAFUND TRANSFERS	\$ -	\$ -	\$ -	\$ -
APPROPRIATION FOR CONTINGENCIE	\$ -	\$ -	\$ -	\$ -
Total Operating Expenses	\$ 1,038,350	\$ 562,418	\$ 603,550	\$ 603,550
Operating Income (Loss)	\$ 346,549	\$ 609,672	\$ (410,650)	\$ (410,650)
Non-Operating Revenues (Expenses)				
Interest/Investment Income and/or Gain	\$ 13,620	\$ 15,115	\$ 10,650	\$ 10,650
Interest/Investment (Expense) and/or (Loss)	\$ -	\$ -	\$ -	\$ -
Gain or Loss on Sale of Capital Assets	\$ -	\$ -	\$ -	\$ -
Total Non-Operating Revenues (Expenses)	\$ 13,620	\$ 15,115	\$ 10,650	\$ 10,650
Income Before Capital Contributions and Transfers	\$ 360,169	\$ 624,787	\$ (400,000)	\$ (400,000)
Capital Contributions - Grant, extraordinary items, etc.	\$ -	\$ -	\$ -	\$ -
Transfers-In/(Out)	\$ -	\$ -	\$ -	\$ -
Change in Net Assets	\$ 360,169	\$ 624,787	\$ (400,000)	\$ (400,000)
Net Assets - Beginning Balance	\$ 279,845	\$ 640,013	\$ -	\$ -
Net Assets - Ending Balance	640,014	1,264,800	(400,000)	(400,000)
Revenues Tie To				SCH 1, COL 4
Expenses Tie To				SCH 1, COL 6

State Controller Schedules
County Budget Act
August 2013

Stanislaus County
Operation of Internal Service Fund
Fiscal Year 2013-14

Schedule 10

Fund Title Service Activity	Workers' Compensation Ins Workers' Compensation Ins
--------------------------------	--

Operating Detail	2011-12 Actual	2012-13 Actual	2013-14 Recommended	2013-14 Adopted by the Board of Supervisors
1	2	3	4	5
Operating Revenues				
TAXES	\$ -	\$ -	\$ -	\$ -
LICENSES, PERMITS AND FRANCHISES	\$ -	\$ -	\$ -	\$ -
FINES, FORFEITURES, PENALTIES	\$ -	\$ -	\$ -	\$ -
INTERGOVERNMENTAL REVENUES - STATE	\$ -	\$ -	\$ -	\$ -
INTERGOVERNMENTAL REVENUES - FED	\$ -	\$ -	\$ -	\$ -
OTHER GOVERNMENTAL AGENCIES	\$ 58,400	\$ 118,912	\$ 126,330	\$ 126,330
CHARGES FOR SERVICES	\$ 4,952,014	\$ 4,893,970	\$ 5,752,730	\$ 5,752,730
LT Debt Proceeds, Cap Lse Proceeds	\$ -	\$ -	\$ -	\$ -
SPECIAL ITEMS	\$ -	\$ -	\$ -	\$ -
Total Operating Revenues	\$ 5,010,414	\$ 5,012,882	\$ 5,879,060	\$ 5,879,060
Operating Expenses				
SALARIES & EMPLOYEE BENEFITS	\$ -	\$ (38)	\$ -	\$ -
SERVICES & SUPPLIES	\$ 6,009,466	\$ 4,442,257	\$ 5,584,174	\$ 5,584,174
OTHER CHARGES less Interest Exp	\$ 353,771	\$ 374,494	\$ 379,886	\$ 379,886
FIXED ASSETS	\$ -	\$ -	\$ -	\$ -
OP TRSFERS excl Operating trsfers out	\$ -	\$ -	\$ -	\$ -
INTRAFUND TRANSFERS	\$ -	\$ -	\$ -	\$ -
APPROPRIATION FOR CONTINGENCIE	\$ -	\$ -	\$ -	\$ -
Total Operating Expenses	\$ 6,363,237	\$ 4,816,713	\$ 5,964,060	\$ 5,964,060
Operating Income (Loss)	\$ (1,352,823)	\$ 196,169	\$ (85,000)	\$ (85,000)
Non-Operating Revenues (Expenses)				
Interest/Investment Income and/or Gain	\$ 811,137	\$ 130,376	\$ 220,000	\$ 220,000
Interest/Investment (Expense) and/or (Loss)	\$ -	\$ -	\$ -	\$ -
Gain or Loss on Sale of Capital Assets	\$ -	\$ -	\$ -	\$ -
Total Non-Operating Revenues (Expenses)	\$ 811,137	\$ 130,376	\$ 220,000	\$ 220,000
Income Before Capital Contributions and Transfers	\$ (541,686)	\$ 326,545	\$ 135,000	\$ 135,000
Capital Contributions - Grant, extraordinary items, etc.	\$ -	\$ -	\$ -	\$ -
Transfers-In/(Out)	\$ -	\$ -	\$ -	\$ -
Change in Net Assets	\$ (541,686)	\$ 326,545	\$ 135,000	\$ 135,000
Net Assets - Beginning Balance	\$ 133,092	\$ (408,594)	\$ -	\$ -
Net Assets - Ending Balance	(408,594)	(82,049)	135,000	135,000
Revenues Tie To				SCH 1, COL 4
Expenses Tie To				SCH 1, COL 6

State Controller Schedules		Stanislaus County			Schedule 10	
County Budget Act August 2013		Operation of Internal Service Fund Fiscal Year 2013-14			Fund Title Service Activity	
					Medical Self-Insurance (Purchased Insurance) Purchased Insurance	
Operating Detail	2011-12 Actual	2012-13 Actual	2013-14 Recommended	2013-14 Adopted by the Board of Supervisors		
1	2	3	4	5		
Operating Revenues						
TAXES	\$ -	\$ -	\$ -	\$ -		
LICENSES, PERMITS AND FRANCHISES	\$ -	\$ -	\$ -	\$ -		
FINES, FORFEITURES, PENALTIES	\$ -	\$ -	\$ -	\$ -		
INTERGOVERNMENTAL REVENUES - STATE	\$ -	\$ -	\$ -	\$ -		
INTERGOVERNMENTAL REVENUES - FED	\$ -	\$ -	\$ -	\$ -		
OTHER GOVERNMENTAL AGENCIES	\$ -	\$ -	\$ -	\$ -		
CHARGES FOR SERVICES	\$ 43,517,426	\$ 46,753,894	\$ 53,249,726	\$ 53,249,726		
LT Debt Proceeds, Cap Lse Proceeds	\$ -	\$ -	\$ -	\$ -		
SPECIAL ITEMS	\$ -	\$ -	\$ -	\$ -		
Total Operating Revenues	\$ 43,517,426	\$ 46,753,894	\$ 53,249,726	\$ 53,249,726		
Operating Expenses						
SALARIES & EMPLOYEE BENEFITS	\$ -	\$ -	\$ -	\$ -		
SERVICES & SUPPLIES	\$ 43,425,779	\$ 53,139,196	\$ 52,009,726	\$ 52,009,726		
OTHER CHARGES less Interest Exp	\$ 99,634	\$ -	\$ -	\$ -		
FIXED ASSETS	\$ -	\$ -	\$ -	\$ -		
OP TRSFERS excl Operating trsfers out	\$ -	\$ -	\$ -	\$ -		
INTRAFUND TRANSFERS	\$ -	\$ -	\$ -	\$ -		
APPROPRIATION FOR CONTINGENCIE	\$ -	\$ -	\$ -	\$ -		
Total Operating Expenses	\$ 43,525,413	\$ 53,139,196	\$ 52,009,726	\$ 52,009,726		
Operating Income (Loss)	\$ (7,987)	\$ (6,385,302)	\$ 1,240,000	\$ 1,240,000		
Non-Operating Revenues (Expenses)						
Interest/Investment Income and/or Gain	\$ 369,596	\$ (29,934)	\$ 10,000	\$ 10,000		
Interest/Investment (Expense) and/or (Loss)	\$ -	\$ -	\$ -	\$ -		
Gain or Loss on Sale of Capital Assets	\$ -	\$ -	\$ -	\$ -		
Total Non-Operating Revenues (Expenses)	\$ 369,596	\$ (29,934)	\$ 10,000	\$ 10,000		
Income Before Capital Contributions and Transfers	\$ 361,609	\$ (6,415,236)	\$ 1,250,000	\$ 1,250,000		
Capital Contributions - Grant, extraordinary items, etc.	\$ -	\$ -	\$ -	\$ -		
Transfers-In/(Out)	\$ -	\$ -	\$ -	\$ -		
Change in Net Assets	\$ 361,609	\$ (6,415,236)	\$ 1,250,000	\$ 1,250,000		
Net Assets - Beginning Balance	\$ 17,661	\$ 379,271	\$ -	\$ -		
Net Assets - Ending Balance	379,270	(6,035,965)	1,250,000	1,250,000		
Revenues Tie To				SCH 1, COL 4		
Expenses Tie To				SCH 1, COL 6		

State Controller Schedules	Stanislaus County			Schedule 10	
County Budget Act August 2013	Operation of Internal Service Fund Fiscal Year 2013-14				
			Fund Title	Other Employee Benefits	
			Service Activity	Other Employee Benefits	
Operating Detail	2011-12 Actual	2012-13 Actual	2013-14 Recommended	2013-14 Adopted by the Board of Supervisors	
1	2	3	4	5	
Operating Revenues					
TAXES	\$ -	\$ -	\$ -	\$ -	\$ -
LICENSES, PERMITS AND FRANCHISES	\$ -	\$ -	\$ -	\$ -	\$ -
FINES, FORFEITURES, PENALTIES	\$ -	\$ -	\$ -	\$ -	\$ -
INTERGOVERNMENTAL REVENUES - STATE	\$ -	\$ -	\$ -	\$ -	\$ -
INTERGOVERNMENTAL REVENUES - FED	\$ -	\$ -	\$ -	\$ -	\$ -
OTHER GOVERNMENTAL AGENCIES	\$ -	\$ -	\$ -	\$ -	\$ -
CHARGES FOR SERVICES	\$ 164,745	\$ 329,891	\$ 335,000	\$ 335,000	\$ 335,000
LT Debt Proceeds, Cap Lse Proceeds	\$ -	\$ -	\$ -	\$ -	\$ -
SPECIAL ITEMS	\$ -	\$ -	\$ -	\$ -	\$ -
Total Operating Revenues	\$ 164,745	\$ 329,891	\$ 335,000	\$ 335,000	\$ 335,000
Operating Expenses					
SALARIES & EMPLOYEE BENEFITS	\$ -	\$ 13,612	\$ 15,000	\$ 15,000	\$ 15,000
SERVICES & SUPPLIES	\$ 60,277	\$ 134,827	\$ 142,500	\$ 142,500	\$ 142,500
OTHER CHARGES less Interest Exp	\$ 96,914	\$ 235,908	\$ 257,500	\$ 257,500	\$ 257,500
FIXED ASSETS	\$ -	\$ -	\$ -	\$ -	\$ -
OP TRSFERS excl Operating trsfrs out	\$ -	\$ -	\$ -	\$ -	\$ -
INTRAFUND TRANSFERS	\$ -	\$ -	\$ -	\$ -	\$ -
APPROPRIATION FOR CONTINGENCIE	\$ -	\$ -	\$ -	\$ -	\$ -
Total Operating Expenses	\$ 157,191	\$ 384,347	\$ 415,000	\$ 415,000	\$ 415,000
Operating Income (Loss)	\$ 7,554	\$ (54,456)	\$ (80,000)	\$ (80,000)	\$ (80,000)
Non-Operating Revenues (Expenses)					
Interest/Investment Income and/or Gain	\$ 280,043	\$ 172,085	\$ 80,000	\$ 80,000	\$ 80,000
Interest/Investment (Expense) and/or (Loss)	\$ -	\$ -	\$ -	\$ -	\$ -
Gain or Loss on Sale of Capital Assets	\$ -	\$ -	\$ -	\$ -	\$ -
Total Non-Operating Revenues (Expenses)	\$ 280,043	\$ 172,085	\$ 80,000	\$ 80,000	\$ 80,000
Income Before Capital Contributions and Transfers	\$ 287,597	\$ 117,629	\$ -	\$ -	\$ -
Capital Contributions - Grant, extraordinary items, etc.	\$ -	\$ -	\$ -	\$ -	\$ -
Transfers-In/(Out)	\$ -	\$ -	\$ -	\$ -	\$ -
Change in Net Assets	\$ 287,597	\$ 117,629	\$ -	\$ -	\$ -
Net Assets - Beginning Balance	\$ -	\$ 287,598	\$ -	\$ -	\$ -
Net Assets - Ending Balance	287,597	405,227	0	0	0
Revenues Tie To				SCH 1, COL 4	
Expenses Tie To				SCH 1, COL 6	

State Controller Schedules	Stanislaus County			Schedule 10	
County Budget Act August 2013	Operation of Internal Service Fund Fiscal Year 2013-14			Fund Title Service Activity	
				Dental Insurance Dental Insurance	
Operating Detail	2011-12 Actual	2012-13 Actual	2013-14 Recommended	2013-14 Adopted by the Board of Supervisors	
1	2	3	4	5	
Operating Revenues					
TAXES	\$ -	\$ -	\$ -	\$ -	\$ -
LICENSES, PERMITS AND FRANCHISES	\$ -	\$ -	\$ -	\$ -	\$ -
FINES, FORFEITURES, PENALTIES	\$ -	\$ -	\$ -	\$ -	\$ -
INTERGOVERNMENTAL REVENUES - STATE	\$ -	\$ -	\$ -	\$ -	\$ -
INTERGOVERNMENTAL REVENUES - FED	\$ -	\$ -	\$ -	\$ -	\$ -
OTHER GOVERNMENTAL AGENCIES	\$ -	\$ -	\$ -	\$ -	\$ -
CHARGES FOR SERVICES	\$ 4,114,842	\$ 3,579,324	\$ 3,380,000	\$ 3,380,000	\$ 3,380,000
LT Debt Proceeds, Cap Lse Proceeds	\$ -	\$ -	\$ -	\$ -	\$ -
SPECIAL ITEMS	\$ -	\$ -	\$ -	\$ -	\$ -
Total Operating Revenues	\$ 4,114,842	\$ 3,579,324	\$ 3,380,000	\$ 3,380,000	\$ 3,380,000
Operating Expenses					
SALARIES & EMPLOYEE BENEFITS	\$ -	\$ -	\$ -	\$ -	\$ -
SERVICES & SUPPLIES	\$ 3,886,719	\$ 3,516,023	\$ 3,702,804	\$ 3,702,804	\$ 3,702,804
OTHER CHARGES less Interest Exp	\$ 28,516	\$ 28,556	\$ 32,196	\$ 32,196	\$ 32,196
FIXED ASSETS	\$ -	\$ -	\$ -	\$ -	\$ -
OP TRSFERS excl Operating trsfers out	\$ -	\$ -	\$ -	\$ -	\$ -
INTRAFUND TRANSFERS	\$ -	\$ -	\$ -	\$ -	\$ -
APPROPRIATION FOR CONTINGENCIE	\$ -	\$ -	\$ -	\$ -	\$ -
Total Operating Expenses	\$ 3,915,235	\$ 3,544,579	\$ 3,735,000	\$ 3,735,000	\$ 3,735,000
Operating Income (Loss)	\$ 199,607	\$ 34,745	\$ (355,000)	\$ (355,000)	\$ (355,000)
Non-Operating Revenues (Expenses)					
Interest/Investment Income and/or Gain	\$ 15,882	\$ 9,348	\$ 15,000	\$ 15,000	\$ 15,000
Interest/Investment (Expense) and/or (Loss)	\$ -	\$ -	\$ -	\$ -	\$ -
Gain or Loss on Sale of Capital Assets	\$ -	\$ -	\$ -	\$ -	\$ -
Total Non-Operating Revenues (Expenses)	\$ 15,882	\$ 9,348	\$ 15,000	\$ 15,000	\$ 15,000
Income Before Capital Contributions and Transfers	\$ 215,489	\$ 44,093	\$ (340,000)	\$ (340,000)	\$ (340,000)
Capital Contributions - Grant, extraordinary items, etc.	\$ -	\$ -	\$ -	\$ -	\$ -
Transfers-In/(Out)	\$ -	\$ -	\$ -	\$ -	\$ -
Change in Net Assets	\$ 215,489	\$ 44,093	\$ (340,000)	\$ (340,000)	\$ (340,000)
Net Assets - Beginning Balance	\$ 773,089	\$ 988,578	\$ -	\$ -	\$ -
Net Assets - Ending Balance	988,578	1,032,671	(340,000)	(340,000)	(340,000)
Revenues Tie To				SCH 1, COL 4	
Expenses Tie To				SCH 1, COL 6	

State Controller Schedules
 County Budget Act
 August 2013

Stanislaus County
 Operation of Internal Service Fund
 Fiscal Year 2013-14

Schedule 10

Fund Title	Vision Insurance Vision Insurance
Service Activity	

Operating Detail	2011-12 Actual	2012-13 Actual	2013-14 Recommended	2013-14 Adopted by the Board of Supervisors
1	2	3	4	5

Operating Revenues

TAXES	\$ -	\$ -	\$ -	\$ -
LICENSES, PERMITS AND FRANCHISES	\$ -	\$ -	\$ -	\$ -
FINES, FORFEITURES, PENALTIES	\$ -	\$ -	\$ -	\$ -
INTERGOVERNMENTAL REVENUES - STATE	\$ -	\$ -	\$ -	\$ -
INTERGOVERNMENTAL REVENUES - FED	\$ -	\$ -	\$ -	\$ -
OTHER GOVERNMENTAL AGENCIES	\$ -	\$ -	\$ -	\$ -
CHARGES FOR SERVICES	\$ 799,827	\$ 491,735	\$ 327,000	\$ 327,000
LT Debt Proceeds, Cap Lse Proceeds	\$ -	\$ -	\$ -	\$ -
SPECIAL ITEMS	\$ -	\$ -	\$ -	\$ -
Total Operating Revenues	\$ 799,827	\$ 491,735	\$ 327,000	\$ 327,000

Operating Expenses

SALARIES & EMPLOYEE BENEFITS	\$ -	\$ -	\$ -	\$ -
SERVICES & SUPPLIES	\$ 771,192	\$ 638,511	\$ 634,237	\$ 634,237
OTHER CHARGES less Interest Exp	\$ 28,280	\$ 30,741	\$ 32,763	\$ 32,763
FIXED ASSETS	\$ -	\$ -	\$ -	\$ -
OP TRSFERS excl Operating trsfrs out	\$ -	\$ -	\$ -	\$ -
INTRAFUND TRANSFERS	\$ -	\$ -	\$ -	\$ -
APPROPRIATION FOR CONTINGENCIE	\$ -	\$ -	\$ -	\$ -
Total Operating Expenses	\$ 799,472	\$ 669,252	\$ 667,000	\$ 667,000

Operating Income (Loss)	\$ 355	\$ (177,517)	\$ (340,000)	\$ (340,000)
--------------------------------	---------------	---------------------	---------------------	---------------------

Non-Operating Revenues (Expenses)

Interest/Investment Income and/or Gain	\$ 9,901	\$ 4,125	\$ 10,000	\$ 10,000
Interest/Investment (Expense) and/or (Loss)	\$ -	\$ -	\$ -	\$ -
Gain or Loss on Sale of Capital Assets	\$ -	\$ -	\$ -	\$ -
Total Non-Operating Revenues (Expenses)	\$ 9,901	\$ 4,125	\$ 10,000	\$ 10,000

Income Before Capital Contributions and Transfers	\$ 10,256	\$ (173,392)	\$ (330,000)	\$ (330,000)
--	------------------	---------------------	---------------------	---------------------

Capital Contributions - Grant, extraordinary items, etc.	\$ -	\$ -	\$ -	\$ -
Transfers-In/(Out)	\$ -	\$ -	\$ -	\$ -

Change in Net Assets	\$ 10,256	\$ (173,392)	\$ (330,000)	\$ (330,000)
-----------------------------	------------------	---------------------	---------------------	---------------------

Net Assets - Beginning Balance	\$ 837,763	\$ 848,019	\$ -	\$ -
Net Assets - Ending Balance	\$ 848,019	\$ 674,627	\$ (330,000)	\$ (330,000)

Revenues Tie To				SCH 1, COL 4
Expenses Tie To				SCH 1, COL 6

State Controller Schedules
 County Budget Act
 August 2013

Stanislaus County
 Operation of Internal Service Fund
 Fiscal Year 2013-14

Schedule 10

Fund Title	PW Morgan Shop Garage
Service Activity	PW Morgan Shop Garage

Operating Detail	2011-12 Actual	2012-13 Actual	2013-14 Recommended	2013-14 Adopted by the Board of Supervisors
1	2	3	4	5
Operating Revenues				
TAXES	\$ -	\$ -	\$ -	\$ -
LICENSES, PERMITS AND FRANCHISES	\$ -	\$ -	\$ -	\$ -
FINES, FORFEITURES, PENALTIES	\$ -	\$ -	\$ -	\$ -
INTERGOVERNMENTAL REVENUES - STATE	\$ -	\$ -	\$ -	\$ -
INTERGOVERNMENTAL REVENUES - FED	\$ 463,205	\$ 48,475	\$ -	\$ -
OTHER GOVERNMENTAL AGENCIES	\$ 50,323	\$ 54,453	\$ 113,650	\$ 113,650
CHARGES FOR SERVICES	\$ 2,812,234	\$ 2,849,464	\$ 3,231,662	\$ 3,231,662
LT Debt Proceeds, Cap Lse Proceeds	\$ -	\$ -	\$ -	\$ -
SPECIAL ITEMS	\$ -	\$ -	\$ -	\$ -
Total Operating Revenues	\$ 3,325,762	\$ 2,952,392	\$ 3,345,312	\$ 3,345,312
Operating Expenses				
SALARIES & EMPLOYEE BENEFITS	\$ 748,011	\$ 741,140	\$ 811,845	\$ 811,845
SERVICES & SUPPLIES	\$ 1,402,274	\$ 1,424,688	\$ 1,719,320	\$ 1,719,320
OTHER CHARGES less Interest Exp	\$ 1,064,970	\$ 1,133,085	\$ 1,165,063	\$ 1,165,063
FIXED ASSETS	\$ -	\$ 7,705	\$ 345,000	\$ 345,000
OP TRSFERS excl Operating trsfrs out	\$ -	\$ -	\$ -	\$ -
INTRAFUND TRANSFERS	\$ -	\$ -	\$ -	\$ -
APPROPRIATION FOR CONTINGENCIE	\$ -	\$ -	\$ -	\$ -
Total Operating Expenses	\$ 3,215,255	\$ 3,306,618	\$ 4,041,228	\$ 4,041,228
Operating Income (Loss)	\$ 110,507	\$ (354,226)	\$ (695,916)	\$ (695,916)
Non-Operating Revenues (Expenses)				
Interest/Investment Income and/or Gain	\$ 19,963	\$ 51,932	\$ 7,440	\$ 7,440
Interest/Investment (Expense) and/or (Loss)	\$ -	\$ -	\$ -	\$ -
Gain or Loss on Sale of Capital Assets	\$ 113,978	\$ 75,200	\$ 10,000	\$ 10,000
Total Non-Operating Revenues (Expenses)	\$ 133,941	\$ 127,132	\$ 17,440	\$ 17,440
Income Before Capital Contributions and Transfers	\$ 244,448	\$ (227,094)	\$ (678,476)	\$ (678,476)
Capital Contributions - Grant, extraordinary items, etc.	\$ -	\$ -	\$ -	\$ -
Transfers-In/(Out)	\$ (21,761)	\$ -	\$ (22,000)	\$ (22,000)
Change in Net Assets	\$ 222,687	\$ (227,094)	\$ (700,476)	\$ (700,476)
Net Assets - Beginning Balance	\$ 9,462,272	\$ 9,684,958	\$ -	\$ -
Net Assets - Ending Balance	\$ 9,684,959	\$ 9,457,864	\$ (700,476)	\$ (700,476)
Revenues Tie To				SCH 1, COL 4
Expenses Tie To				SCH 1, COL 6

State Controller Schedules	Stanislaus County			Schedule 10	
County Budget Act August 2013	Operation of Internal Service Fund Fiscal Year 2013-14			Fund Title Service Activity	CEO I-CJIS Project CEO I-CJIS Project
Operating Detail	2011-12 Actual	2012-13 Actual	2013-14 Recommended	2013-14 Adopted by the Board of Supervisors	
1	2	3	4	5	
Operating Revenues					
TAXES	\$ -	\$ -	\$ -	\$ -	\$ -
LICENSES, PERMITS AND FRANCHISES	\$ -	\$ -	\$ -	\$ -	\$ -
FINES, FORFEITURES, PENALTIES	\$ -	\$ -	\$ -	\$ -	\$ -
INTERGOVERNMENTAL REVENUES - STATE	\$ -	\$ -	\$ -	\$ -	\$ -
INTERGOVERNMENTAL REVENUES - FED	\$ -	\$ -	\$ -	\$ -	\$ -
OTHER GOVERNMENTAL AGENCIES	\$ -	\$ -	\$ -	\$ -	\$ -
CHARGES FOR SERVICES	\$ 301,110	\$ 286,478	\$ 405,861	\$ 405,861	\$ 405,861
LT Debt Proceeds, Cap Lse Proceeds	\$ -	\$ -	\$ -	\$ -	\$ -
SPECIAL ITEMS	\$ -	\$ -	\$ -	\$ -	\$ -
Total Operating Revenues	\$ 301,110	\$ 286,478	\$ 405,861	\$ 405,861	\$ 405,861
Operating Expenses					
SALARIES & EMPLOYEE BENEFITS	\$ 31,546	\$ 36,451	\$ 40,000	\$ 40,000	\$ 40,000
SERVICES & SUPPLIES	\$ 286,846	\$ 57,956	\$ 304,000	\$ 304,000	\$ 304,000
OTHER CHARGES less Interest Exp	\$ 367,388	\$ 378,584	\$ 484,300	\$ 484,300	\$ 484,300
FIXED ASSETS	\$ (237,401)	\$ 1,240	\$ 40,000	\$ 40,000	\$ 40,000
OP TRSFERS excl Operating trsfrs out	\$ -	\$ -	\$ -	\$ -	\$ -
INTRAFUND TRANSFERS	\$ -	\$ -	\$ -	\$ -	\$ -
APPROPRIATION FOR CONTINGENCIE	\$ -	\$ -	\$ -	\$ -	\$ -
Total Operating Expenses	\$ 448,379	\$ 474,231	\$ 868,300	\$ 868,300	\$ 868,300
Operating Income (Loss)	\$ (147,269)	\$ (187,753)	\$ (462,439)	\$ (462,439)	\$ (462,439)
Non-Operating Revenues (Expenses)					
Interest/Investment Income and/or Gain	\$ -	\$ -	\$ -	\$ -	\$ -
Interest/Investment (Expense) and/or (Loss)	\$ -	\$ -	\$ -	\$ -	\$ -
Gain or Loss on Sale of Capital Assets	\$ -	\$ -	\$ -	\$ -	\$ -
Total Non-Operating Revenues (Expenses)	\$ -	\$ -	\$ -	\$ -	\$ -
Income Before Capital Contributions and Transfers	\$ (147,269)	\$ (187,753)	\$ (462,439)	\$ (462,439)	\$ (462,439)
Capital Contributions - Grant, extraordinary items, etc.	\$ -	\$ -	\$ -	\$ -	\$ -
Transfers-In/(Out)	\$ (1,193)	\$ -	\$ -	\$ -	\$ -
Change in Net Assets	\$ (148,462)	\$ (187,753)	\$ (462,439)	\$ (462,439)	\$ (462,439)
Net Assets - Beginning Balance	\$ 3,104,389	\$ 2,955,927	\$ -	\$ -	\$ -
Net Assets - Ending Balance	2,955,927	2,768,174	(462,439)	(462,439)	(462,439)
Revenues Tie To				SCH 1, COL 4	
Expenses Tie To				SCH 1, COL 6	

State Controller Schedules
 County Budget Act
 August 2013

Stanislaus County
 Operation of Internal Service Fund
 Fiscal Year 2013-14

Schedule 10

Fund Title Service Activity	GSA Facility Maintenance Facility Maintenance
--------------------------------	--

Operating Detail	2011-12 Actual	2012-13 Actual	2013-14 Recommended	2013-14 Adopted by the Board of Supervisors
1	2	3	4	5
Operating Revenues				
TAXES	\$ -	\$ -	\$ -	\$ -
LICENSES, PERMITS AND FRANCHISES	\$ -	\$ -	\$ -	\$ -
FINES, FORFEITURES, PENALTIES	\$ -	\$ -	\$ -	\$ -
INTERGOVERNMENTAL REVENUES - STATE	\$ -	\$ -	\$ -	\$ -
INTERGOVERNMENTAL REVENUES - FED	\$ -	\$ -	\$ -	\$ -
OTHER GOVERNMENTAL AGENCIES	\$ 155,758	\$ 142,192	\$ 104,059	\$ 104,059
CHARGES FOR SERVICES	\$ 8,655,215	\$ 8,470,491	\$ 8,508,400	\$ 8,508,400
LT Debt Proceeds, Cap Lse Proceeds	\$ -	\$ -	\$ -	\$ -
SPECIAL ITEMS	\$ -	\$ -	\$ -	\$ -
Total Operating Revenues	\$ 8,810,973	\$ 8,612,683	\$ 8,612,459	\$ 8,612,459
Operating Expenses				
SALARIES & EMPLOYEE BENEFITS	\$ 2,512,313	\$ 2,166,065	\$ 2,495,062	\$ 2,495,062
SERVICES & SUPPLIES	\$ 5,481,281	\$ 5,354,555	\$ 5,599,445	\$ 5,599,445
OTHER CHARGES less Interest Exp	\$ 285,442	\$ 481,909	\$ 576,666	\$ 576,666
FIXED ASSETS	\$ (7,970)	\$ -	\$ -	\$ -
OP TRSFERS excl Operating trsfrs out	\$ -	\$ -	\$ -	\$ -
INTRAFUND TRANSFERS	\$ -	\$ -	\$ -	\$ -
APPROPRIATION FOR CONTINGENCIE	\$ -	\$ -	\$ -	\$ -
Total Operating Expenses	\$ 8,271,066	\$ 8,002,529	\$ 8,671,173	\$ 8,671,173
Operating Income (Loss)	\$ 539,907	\$ 610,154	\$ (58,714)	\$ (58,714)
Non-Operating Revenues (Expenses)				
Interest/Investment Income and/or Gain	\$ 13,205	\$ 18,266	\$ 8,300	\$ 8,300
Interest/Investment (Expense) and/or (Loss)	\$ -	\$ -	\$ -	\$ -
Gain or Loss on Sale of Capital Assets	\$ 1,684	\$ -	\$ -	\$ -
Total Non-Operating Revenues (Expenses)	\$ 14,889	\$ 18,266	\$ 8,300	\$ 8,300
Income Before Capital Contributions and Transfers	\$ 554,796	\$ 628,420	\$ (50,414)	\$ (50,414)
Capital Contributions - Grant, extraordinary items, etc.	\$ -	\$ -	\$ -	\$ -
Transfers-In/(Out)	\$ (59,396)	\$ -	\$ -	\$ -
Change in Net Assets	\$ 495,400	\$ 628,420	\$ (50,414)	\$ (50,414)
Net Assets - Beginning Balance	\$ -	\$ 495,400	\$ -	\$ -
Net Assets - Ending Balance	495,400	1,123,820	(50,414)	(50,414)
Revenues Tie To				SCH 1, COL 4
Expenses Tie To				SCH 1, COL 6

State Controller Schedules County Budget Act August 2012	Stanislaus County Operation of Enterprise Fund Fiscal Year 2013-14			Schedule 11	
				Fund Title Service Activity	PW Transit PW Transit
Operating Detail	2011-12 Actual	2012-13 Actual	2013-14 Recommended	2013-14 Adopted by the Board of Supervisors	
1	2	3	4	5	
Operating Revenues					
TAXES	\$ 3,490,580	\$ 5,863,653	\$ 6,306,123	\$ 6,306,123	
LICENSES, PERMITS AND FRANCHISES	\$ -	\$ -	\$ -	\$ -	
FINES, FORFEITURES, PENALTIES	\$ -	\$ -	\$ -	\$ -	
INTERGOVERNMENTAL REVENUES - STATE	\$ 17,032	\$ 56,253	\$ 458,441	\$ 458,441	
INTERGOVERNMENTAL REVENUES - FED	\$ 967,000	\$ 631,970	\$ 648,767	\$ 648,767	
OTHER GOVERNMENTAL AGENCIES	\$ -	\$ -	\$ -	\$ -	
CHARGES FOR SERVICES	\$ 464,998	\$ 496,528	\$ 532,655	\$ 532,655	
LT Debt Proceeds, Cap Lse Proceeds	\$ -	\$ -	\$ -	\$ -	
SPECIAL ITEMS	\$ -	\$ -	\$ -	\$ -	
Total Operating Revenues	\$ 4,939,610	\$ 7,048,404	\$ 7,945,986	\$ 7,945,986	
Operating Expenses					
SALARIES & EMPLOYEE BENEFITS	\$ 370,683	\$ 376,090	\$ 420,660	\$ 420,660	
SERVICES & SUPPLIES	\$ 3,161,118	\$ 3,561,232	\$ 5,446,670	\$ 5,446,670	
OTHER CHARGES less Interest Exp	\$ 739,226	\$ 728,498	\$ 957,768	\$ 957,768	
FIXED ASSETS	\$ (8,419)	\$ 2,881	\$ 2,746,273	\$ 2,746,273	
OP TRSFERS excl Operating trsfrs out	\$ -	\$ -	\$ -	\$ -	
INTRAFUND TRANSFERS	\$ -	\$ -	\$ -	\$ -	
APPROPRIATION FOR CONTINGENCIE	\$ -	\$ -	\$ -	\$ -	
Total Operating Expenses	\$ 4,262,608	\$ 4,668,701	\$ 9,571,371	\$ 9,571,371	
Operating Income (Loss)	\$ 677,002	\$ 2,379,703	\$ (1,625,385)	\$ (1,625,385)	
Non-Operating Revenues (Expenses)					
Interest/Investment Income and/or Gain	\$ 65,271	\$ 246,556	\$ -	\$ -	
Interest/Investment (Expense) and/or (Loss)	\$ -	\$ -	\$ -	\$ -	
Gain or Loss on Sale of Capital Assets	\$ (4,009)	\$ (25,038)	\$ -	\$ -	
Total Non-Operating Revenues (Expenses)	\$ 61,262	\$ 221,518	\$ -	\$ -	
Income Before Capital Contributions and Transfers	\$ 738,264	\$ 2,601,221	\$ (1,625,385)	\$ (1,625,385)	
Capital Contributions - Grant, extraordinary items, etc.	\$ -	\$ 185,446	\$ -	\$ -	
Transfers-In/(Out)	\$ (10,683)	\$ -	\$ -	\$ -	
Change in Net Assets	\$ 727,581	\$ 2,786,667	\$ (1,625,385)	\$ (1,625,385)	
Net Assets - Beginning Balance	\$ 6,566,195	\$ 7,293,776	\$ -	\$ -	
Net Assets - Ending Balance	7,293,776	10,080,443	(1,625,385)	(1,625,385)	
Revenues Tie To				SCH 1, COL 4	
Expenses Tie To				SCH 1, COL 6	

State Controller Schedules County Budget Act August 2012	Stanislaus County Operation of Enterprise Fund Fiscal Year 2013-14			Schedule 11	
				Fund Title Service Activity	Fink Raod Landfill Fink Raod Landfill
Operating Detail	2011-12 Actual	2012-13 Actual	2013-14 Recommended	2013-14 Adopted by the Board of Supervisors	
1	2	3	4	5	
Operating Revenues					
TAXES	\$ -	\$ -	\$ -	\$ -	\$ -
LICENSES, PERMITS AND FRANCHISES	\$ -	\$ -	\$ -	\$ -	\$ -
FINES, FORFEITURES, PENALTIES	\$ -	\$ -	\$ -	\$ -	\$ -
INTERGOVERNMENTAL REVENUES - STATE	\$ 2,290	\$ (2,290)	\$ -	\$ -	\$ -
INTERGOVERNMENTAL REVENUES - FED	\$ -	\$ -	\$ -	\$ -	\$ -
OTHER GOVERNMENTAL AGENCIES	\$ -	\$ -	\$ -	\$ -	\$ -
CHARGES FOR SERVICES	\$ 4,276,058	\$ 5,075,550	\$ 5,317,000	\$ 5,317,000	\$ 5,317,000
LT Debt Proceeds, Cap Lse Proceeds	\$ -	\$ -	\$ -	\$ -	\$ -
SPECIAL ITEMS	\$ -	\$ -	\$ -	\$ -	\$ -
Total Operating Revenues	\$ 4,278,348	\$ 5,073,260	\$ 5,317,000	\$ 5,317,000	\$ 5,317,000
Operating Expenses					
SALARIES & EMPLOYEE BENEFITS	\$ 1,088,221	\$ 1,123,123	\$ 1,324,320	\$ 1,324,320	\$ 1,324,320
SERVICES & SUPPLIES	\$ 1,277,859	\$ 1,407,294	\$ 4,100,025	\$ 4,100,025	\$ 4,100,025
OTHER CHARGES less Interest Exp	\$ 928,201	\$ 994,305	\$ 1,392,047	\$ 1,392,047	\$ 1,392,047
FIXED ASSETS	\$ (9,237)	\$ 3,038	\$ 807,000	\$ 807,000	\$ 807,000
OP TRSFERS excl Operating trsfrs out	\$ -	\$ -	\$ -	\$ -	\$ -
INTRAFUND TRANSFERS	\$ -	\$ -	\$ -	\$ -	\$ -
APPROPRIATION FOR CONTINGENCIE	\$ -	\$ -	\$ -	\$ -	\$ -
Total Operating Expenses	\$ 3,285,044	\$ 3,527,760	\$ 7,623,392	\$ 7,623,392	\$ 7,623,392
Operating Income (Loss)	\$ 993,304	\$ 1,545,500	\$ (2,306,392)	\$ (2,306,392)	\$ (2,306,392)
Non-Operating Revenues (Expenses)					
Interest/Investment Income and/or Gain	\$ 1,060,780	\$ 565,049	\$ 510,000	\$ 510,000	\$ 510,000
Interest/Investment (Expense) and/or (Loss)	\$ -	\$ -	\$ -	\$ -	\$ -
Gain or Loss on Sale of Capital Assets	\$ -	\$ -	\$ -	\$ -	\$ -
Total Non-Operating Revenues (Expenses)	\$ 1,060,780	\$ 565,049	\$ 510,000	\$ 510,000	\$ 510,000
Income Before Capital Contributions and Transfers	\$ 2,054,084	\$ 2,110,549	\$ (1,796,392)	\$ (1,796,392)	\$ (1,796,392)
Capital Contributions - Grant, extraordinary items, etc.	\$ -	\$ -	\$ -	\$ -	\$ -
Transfers-In/(Out)	\$ (748,247)	\$ (1,613,057)	\$ (1,175,893)	\$ (1,175,893)	\$ (1,175,893)
Change in Net Assets	\$ 1,305,837	\$ 497,492	\$ (2,972,285)	\$ (2,972,285)	\$ (2,972,285)
Net Assets - Beginning Balance	\$ 35,430,190	\$ 40,791,052	\$ -	\$ -	\$ -
Net Assets - Ending Balance	\$ 36,736,027	\$ 41,288,544	\$ (2,972,285)	\$ (2,972,285)	\$ (2,972,285)
Revenues Tie To					SCH 1, COL 4
Expenses Tie To					SCH 1, COL 6

State Controller Schedules

County Budget Act
August 2012

Stanislaus County
Operation of Enterprise Fund
Fiscal Year 2013-14

Schedule 11

Fund Title
Service Activity

Geer Raod Landfill
Geer Raod Landfill

Operating Detail	2011-12 Actual	2012-13 Actual	2013-14 Recommended	2013-14 Adopted by the Board of Supervisors
1	2	3	4	5
Operating Revenues				
TAXES	\$ -	\$ -	\$ -	\$ -
LICENSES, PERMITS AND FRANCHISES	\$ -	\$ -	\$ -	\$ -
FINES, FORFEITURES, PENALTIES	\$ -	\$ -	\$ -	\$ -
INTERGOVERNMENTAL REVENUES - STATE	\$ -	\$ -	\$ -	\$ -
INTERGOVERNMENTAL REVENUES - FED	\$ -	\$ -	\$ -	\$ -
OTHER GOVERNMENTAL AGENCIES	\$ -	\$ -	\$ -	\$ -
CHARGES FOR SERVICES	\$ 80	\$ (68)	\$ -	\$ -
LT Debt Proceeds, Cap Lse Proceeds	\$ -	\$ -	\$ -	\$ -
SPECIAL ITEMS	\$ -	\$ -	\$ -	\$ -
Total Operating Revenues	\$ 80	\$ (68)	\$ -	\$ -
Operating Expenses				
SALARIES & EMPLOYEE BENEFITS	\$ -	\$ -	\$ -	\$ -
SERVICES & SUPPLIES	\$ -	\$ -	\$ 1,629,050	\$ 1,629,050
OTHER CHARGES less Interest Exp	\$ -	\$ -	\$ 112,500	\$ 112,500
FIXED ASSETS	\$ -	\$ -	\$ -	\$ -
OP TRSFERS excl Operating trsfrs out	\$ -	\$ -	\$ -	\$ -
INTRAFUND TRANSFERS	\$ -	\$ -	\$ -	\$ -
APPROPRIATION FOR CONTINGENCIE	\$ -	\$ -	\$ -	\$ -
Total Operating Expenses	\$ -	\$ -	\$ 1,741,550	\$ 1,741,550
Operating Income (Loss)	\$ 80	\$ (68)	\$ (1,741,550)	\$ (1,741,550)
Non-Operating Revenues (Expenses)				
Interest/Investment Income and/or Gain	\$ 20,264	\$ 143,458	\$ -	\$ -
Interest/Investment (Expense) and/or (Loss)	\$ -	\$ -	\$ -	\$ -
Gain or Loss on Sale of Capital Assets	\$ -	\$ -	\$ -	\$ -
Total Non-Operating Revenues (Expenses)	\$ 20,264	\$ 143,458	\$ -	\$ -
Income Before Capital Contributions and Transfers	\$ 20,344	\$ 143,390	\$ (1,741,550)	\$ (1,741,550)
Capital Contributions - Grant, extraordinary items, etc.	\$ -	\$ -	\$ -	\$ -
Transfers-In/(Out)	\$ 721,400	\$ 1,613,057	\$ 1,741,550	\$ 1,741,550
Change in Net Assets	\$ 741,744	\$ 1,756,447	\$ -	\$ -
Net Assets - Beginning Balance	\$ (741,988)	\$ (244)	\$ -	\$ -
Net Assets - Ending Balance	(244)	1,756,203	0	0
Revenues Tie To				SCH 1, COL 4
Expenses Tie To				SCH 1, COL 6

State Controller Schedules

County Budget Act
August 2012

Stanislaus County
Operation of Enterprise Fund
Fiscal Year 2013-14

Schedule 11

Fund Title	Stanislaus behavioral Health Center
Service Activity	Stanislaus behavioral Health Center

Operating Detail	2011-12 Actual	2012-13 Actual	2013-14 Recommended	2013-14 Adopted by the Board of Supervisors
1	2	3	4	5
Operating Revenues				
TAXES	\$ -	\$ -	\$ -	\$ -
LICENSES, PERMITS AND FRANCHISES	\$ -	\$ -	\$ -	\$ -
FINES, FORFEITURES, PENALTIES	\$ -	\$ -	\$ -	\$ -
INTERGOVERNMENTAL REVENUES - STATE	\$ -	\$ -	\$ -	\$ -
INTERGOVERNMENTAL REVENUES - FED	\$ -	\$ -	\$ -	\$ -
OTHER GOVERNMENTAL AGENCIES	\$ -	\$ -	\$ -	\$ -
CHARGES FOR SERVICES	\$ -	\$ -	\$ -	\$ -
LT Debt Proceeds, Cap Lse Proceeds	\$ -	\$ -	\$ -	\$ -
SPECIAL ITEMS	\$ -	\$ -	\$ -	\$ -
Total Operating Revenues	\$ -	\$ -	\$ -	\$ -
Operating Expenses				
SALARIES & EMPLOYEE BENEFITS	\$ -	\$ -	\$ -	\$ -
SERVICES & SUPPLIES	\$ -	\$ -	\$ -	\$ -
OTHER CHARGES less Interest Exp	\$ -	\$ -	\$ -	\$ -
FIXED ASSETS	\$ -	\$ -	\$ -	\$ -
OP TRSFERS excl Operating trsfrs out	\$ -	\$ -	\$ -	\$ -
INTRAFUND TRANSFERS	\$ -	\$ -	\$ -	\$ -
APPROPRIATION FOR CONTINGENCIE	\$ -	\$ -	\$ -	\$ -
Total Operating Expenses	\$ -	\$ -	\$ -	\$ -
Operating Income (Loss)	\$ -	\$ -	\$ -	\$ -
Non-Operating Revenues (Expenses)				
Interest/Investment Income and/or Gain	\$ -	\$ -	\$ -	\$ -
Interest/Investment (Expense) and/or (Loss)	\$ -	\$ -	\$ -	\$ -
Gain or Loss on Sale of Capital Assets	\$ -	\$ -	\$ -	\$ -
Total Non-Operating Revenues (Expenses)	\$ -	\$ -	\$ -	\$ -
Income Before Capital Contributions and Transfers	\$ -	\$ -	\$ -	\$ -
Capital Contributions - Grant, extraordinary items, etc.	\$ -	\$ -	\$ -	\$ -
Transfers-In/(Out)	\$ -	\$ -	\$ -	\$ -
Change in Net Assets	\$ -	\$ -	\$ -	\$ -
Net Assets - Beginning Balance	\$ -	\$ -	\$ -	\$ -
Net Assets - Ending Balance	0	0	0	0
Revenues Tie To				SCH 1, COL 4
Expenses Tie To				SCH 1, COL 6

State Controller Schedules	Stanislaus County			Schedule 11	
County Budget Act August 2012	Operation of Enterprise Fund Fiscal Year 2013-14			Fund Title Service Activity	
				Health Clinics and Ancillary Services Health Clinics and Ancillary Services	
Operating Detail	2011-12 Actual	2012-13 Actual	2013-14 Recommended	2013-14 Adopted by the Board of Supervisors	
1	2	3	4	5	
Operating Revenues					
TAXES	\$ -	\$ -	\$ -	\$ -	\$ -
LICENSES, PERMITS AND FRANCHISES	\$ -	\$ -	\$ -	\$ -	\$ -
FINES, FORFEITURES, PENALTIES	\$ -	\$ -	\$ -	\$ -	\$ -
INTERGOVERNMENTAL REVENUES - STATE	\$ 150,240	\$ 150,240	\$ 171,917	\$ 171,917	\$ 171,917
INTERGOVERNMENTAL REVENUES - FED	\$ 146,930	\$ 167,302	\$ 72,267	\$ 72,267	\$ 72,267
OTHER GOVERNMENTAL AGENCIES	\$ -	\$ -	\$ -	\$ -	\$ -
CHARGES FOR SERVICES	\$ 36,180,144	\$ 34,844,696	\$ 35,327,298	\$ 35,327,298	\$ 35,327,298
LT Debt Proceeds, Cap Lse Proceeds	\$ -	\$ -	\$ -	\$ -	\$ -
SPECIAL ITEMS	\$ -	\$ -	\$ -	\$ -	\$ -
Total Operating Revenues	\$ 36,477,314	\$ 35,162,238	\$ 35,571,482	\$ 35,571,482	\$ 35,571,482
Operating Expenses					
SALARIES & EMPLOYEE BENEFITS	\$ 16,773,739	\$ 16,950,137	\$ 19,150,297	\$ 19,150,297	\$ 19,150,297
SERVICES & SUPPLIES	\$ 14,165,237	\$ 11,626,657	\$ 14,502,912	\$ 14,502,912	\$ 14,502,912
OTHER CHARGES less Interest Exp	\$ 8,039,420	\$ 6,845,866	\$ 11,400,976	\$ 11,400,976	\$ 11,400,976
FIXED ASSETS	\$ -	\$ -	\$ 195,119	\$ 195,119	\$ 195,119
OP TRSFERS excl Operating trsfers out	\$ -	\$ -	\$ -	\$ -	\$ -
INTRAFUND TRANSFERS	\$ -	\$ -	\$ -	\$ -	\$ -
APPROPRIATION FOR CONTINGENCIE	\$ -	\$ -	\$ -	\$ -	\$ -
Total Operating Expenses	\$ 38,978,396	\$ 35,422,660	\$ 45,249,304	\$ 45,249,304	\$ 45,249,304
Operating Income (Loss)	\$ (2,501,082)	\$ (260,422)	\$ (9,677,822)	\$ (9,677,822)	\$ (9,677,822)
Non-Operating Revenues (Expenses)					
Interest/Investment Income and/or Gain	\$ 513,865	\$ 389,430	\$ 4,193,509	\$ 4,193,509	\$ 4,193,509
Interest/Investment (Expense) and/or (Loss)	\$ (38,395)	\$ (10,332)	\$ -	\$ -	\$ -
Gain or Loss on Sale of Capital Assets	\$ 288,345	\$ 1,581	\$ -	\$ -	\$ -
Total Non-Operating Revenues (Expenses)	\$ 763,815	\$ 380,679	\$ 4,193,509	\$ 4,193,509	\$ 4,193,509
Income Before Capital Contributions and Transfers	\$ (1,737,267)	\$ 120,257	\$ (5,484,313)	\$ (5,484,313)	\$ (5,484,313)
Capital Contributions - Grant, extraordinary items, etc.	\$ -	\$ -	\$ -	\$ -	\$ -
Transfers-In/(Out)	\$ 2,973,707	\$ (61,312)	\$ 5,484,313	\$ 5,484,313	\$ 5,484,313
Change in Net Assets	\$ 1,236,440	\$ 58,945	\$ -	\$ -	\$ -
Net Assets - Beginning Balance	\$ (10,887,857)	\$ (9,651,416)	\$ -	\$ -	\$ -
Net Assets - Ending Balance	(9,651,417)	(9,592,471)	0	0	0
Revenues Tie To				SCH 1, COL 4	
Expenses Tie To				SCH 1, COL 6	

State Controller Schedules	Stanislaus County			Schedule 11	
County Budget Act August 2012	Operation of Enterprise Fund Fiscal Year 2013-14			Fund Title Service Activity	
				Inmate Welfare Commissary Inmate Welfare Commissary	
Operating Detail	2011-12 Actual	2012-13 Actual	2013-14 Recommended	2013-14 Adopted by the Board of Supervisors	
1	2	3	4	5	
Operating Revenues					
TAXES	\$ -	\$ -	\$ -	\$ -	\$ -
LICENSES, PERMITS AND FRANCHISES	\$ -	\$ -	\$ -	\$ -	\$ -
FINES, FORFEITURES, PENALTIES	\$ -	\$ -	\$ -	\$ -	\$ -
INTERGOVERNMENTAL REVENUES - STATE	\$ -	\$ -	\$ -	\$ -	\$ -
INTERGOVERNMENTAL REVENUES - FED	\$ -	\$ -	\$ -	\$ -	\$ -
OTHER GOVERNMENTAL AGENCIES	\$ -	\$ -	\$ -	\$ -	\$ -
CHARGES FOR SERVICES	\$ 476	\$ 6,765	\$ 167,693	\$ 167,693	\$ 167,693
LT Debt Proceeds, Cap Lse Proceeds	\$ -	\$ -	\$ -	\$ -	\$ -
SPECIAL ITEMS	\$ -	\$ -	\$ -	\$ -	\$ -
Total Operating Revenues	\$ 476	\$ 6,765	\$ 167,693	\$ 167,693	\$ 167,693
Operating Expenses					
SALARIES & EMPLOYEE BENEFITS	\$ 223,020	\$ 274,983	\$ 300,133	\$ 300,133	\$ 300,133
SERVICES & SUPPLIES	\$ 964,790	\$ 1,077,559	\$ 1,422,228	\$ 1,422,228	\$ 1,422,228
OTHER CHARGES less Interest Exp	\$ 51,772	\$ 52,145	\$ 51,269	\$ 51,269	\$ 51,269
FIXED ASSETS	\$ -	\$ -	\$ -	\$ -	\$ -
OP TRSFERS excl Operating trsfers out	\$ -	\$ -	\$ -	\$ -	\$ -
INTRAFUND TRANSFERS	\$ -	\$ -	\$ -	\$ -	\$ -
APPROPRIATION FOR CONTINGENCIE	\$ -	\$ -	\$ -	\$ -	\$ -
Total Operating Expenses	\$ 1,239,582	\$ 1,404,687	\$ 1,773,630	\$ 1,773,630	\$ 1,773,630
Operating Income (Loss)	\$ (1,239,106)	\$ (1,397,922)	\$ (1,605,937)	\$ (1,605,937)	\$ (1,605,937)
Non-Operating Revenues (Expenses)					
Interest/Investment Income and/or Gain	\$ 1,374,172	\$ 1,686,188	\$ 1,491,300	\$ 1,491,300	\$ 1,491,300
Interest/Investment (Expense) and/or (Loss)	\$ -	\$ -	\$ -	\$ -	\$ -
Gain or Loss on Sale of Capital Assets	\$ -	\$ -	\$ -	\$ -	\$ -
Total Non-Operating Revenues (Expenses)	\$ 1,374,172	\$ 1,686,188	\$ 1,491,300	\$ 1,491,300	\$ 1,491,300
Income Before Capital Contributions and Transfers	\$ 135,066	\$ 288,266	\$ (114,637)	\$ (114,637)	\$ (114,637)
Capital Contributions - Grant, extraordinary items, etc.	\$ -	\$ -	\$ -	\$ -	\$ -
Transfers-In/(Out)	\$ (3,815)	\$ -	\$ -	\$ -	\$ -
Change in Net Assets	\$ 131,251	\$ 288,266	\$ (114,637)	\$ (114,637)	\$ (114,637)
Net Assets - Beginning Balance	\$ 512,254	\$ 643,503	\$ -	\$ -	\$ -
Net Assets - Ending Balance	\$ 643,505	\$ 931,769	\$ (114,637)	\$ (114,637)	\$ (114,637)
Revenues Tie To				SCH 1, COL 4	
Expenses Tie To				SCH 1, COL 6	



Glossary



GLOSSARY OF BUDGET TERMS & ACRONYMS

A-87 Charges—The term "A-87" is used interchangeably with "indirect charges", A-87 is a set of accounting standards used to guide counties as they calculate and assign indirect costs. In Stanislaus County, departmental charges for the Chief Executive Office are developed through the A-87 cost plan rather than direct-billed in the year that they occur, like other service departments.

AAA— Area Agency on Area

AB 109—Assembly Bill 109 realigns custodial and community supervision responsibility for non-serious, non-violent and non-sex offenders, as well as supervision of lower level adult parolees returning from state prison sentences to counties. On June 30, 2011, the Governor signed a series of legislative bills as part of the State budget that provided funding and made necessary technical changes to implement the public safety realignment program outlined in AB 109. The Community Corrections Partnership (CCP) committee recommends to the Board of Supervisors, the allocation of the funding.

ACH—Automated Clearinghouse

Account—A record of a type of monetary transaction maintained in the general ledger. We use the third segment of the Oracle coding structure to capture a transaction's account.

Accrual Basis—A method of accounting that recognizes revenue when earned, rather than when collected. Expenses are recognized when incurred rather than when paid. Internal service funds, enterprise funds, and the pension and investment trust funds use this method of accounting.

Activity—A specific line of work performed to accomplish a function for which a governmental unit is responsible.

Adopted Final Budget—The second of a two-part budget process, this budget is required to be submitted to the Board by September 18th, and reflects revisions, reductions or additions to the Proposed Budget.

Ad Valorem—In proportion to value, a basis for levy of taxes on property.

Agency Fund—Agency funds account for assets held by the County as an agent for individuals, private organizations, or other governments.

Allocate—To set apart for a particular purpose, assign or allot.

Allocation—The share or portion allocated.

Amortization—A process of cost allocation over time usually used with intangible assets or debt. Example: if a loan of \$12,000 is amortized over one year with no interest, the monthly payments would be \$1,000 a month.

Annual Financial Report—The official annual report of the government. This report summarizes and discloses the financial activity of the County and its component units for the fiscal year. It is produced by the Auditor-Controller's Office.

Appropriation—The authorization granted by the Board of Supervisors to make expenditures.

Assessed Valuation—An official government value placed upon real property or personal property as a basis for levying taxes.

Assessment—An official valuation of property, used as a basis for levying a tax.

Assigned Fund Balance—Comprised of amounts intended to be used by the government for specific purposes that are neither restricted nor committed. Intent can be expressed by the governing body or by an official or body to which the governing body delegates the authority. Assigned fund balance can be used to eliminate a projected budgetary deficit in the subsequent year's budget.

Audit—A systematic collection of the sufficient, competent evidential matter needed to attest to the fairness of management's assertions in the financial statements or to evaluate whether management has efficiently and effectively carried out its responsibilities.

Audit Trail—Original documents supporting financial transactions.

Available and Measurable—Revenues are considered available when they will be collected either during the current period or soon enough after the end of the period to pay current year liabilities. Revenues are considered measurable when they are reasonably estimable.

BHRS—Behavioral Health and Recovery Services

BOC—Board of Corrections

Balance Sheet—A financial statement of all County accounts formatted in accordance with the "accounting equation" (assets=liability+equity) at a specific date.

Balanced Budget—The amount of budgeted expenditures is equal to or less than the amount of budgeted revenues plus other available resources.

Board Priorities—A list of seven priorities established by the Board of Supervisors: "A Safe Community", "A Healthy Community", "A Strong Local Economy", "Effective Partnerships", "A Strong Agricultural Economy/Heritage," "A Well Planned Infrastructure System," and "Efficient Delivery of Public Services."

Bond—A funding tool representing a written promise to pay a specific sum (face value or principal amount) in the future (maturity date), plus interest.

Braided Funds—Braided funding is the pooling and coordination of resources from various agencies to provide needed services, while maintaining the integrity of each agency's funding stream. However, the funds must be used for their original intent.

Brown Act—The Ralph M. Brown Act is a California law that insures that the public can attend and participate in meetings of local government.

Budget—Proposed spending plan of expenditures and revenue over a given period of time.

Budget Unit—Accounting or organizational units deemed necessary or desirable for control of the financial operation. A budget must be adopted by the Board of Supervisors for each of its budget units. A budget unit is represented in Oracle by a combination of a fund and an "org."

Budgetary Control—The control or management of a government or enterprise in accordance with an approved budget to keep expenditures within the limitations of available appropriations and available revenues.

CAIRE—Child Abuse, Interviews, Referrals and Examinations

CAP—Cost Allocation Plan

CCP—Community Corrections Partnership Plan

CEO—Chief Executive Officer

CHIP—California Healthcare for Indigents Program

COLA—Cost of living adjustment

COP—Certificates of Participation

CRM—Customer Relationship Management

CSA—Community Services Agency

CSAC—California State Association of Counties

CalWORKs—California Work Opportunity and Responsibility to Kids

CAL MMET—California Multi-Jurisdictional Methamphetamine Enforcement Taskforce

Capital Assets—Land, improvements to land, easements, buildings, vehicles, machinery, works of art, infrastructure and all assets that are used in operations and have initial useful lives beyond any one reporting period (a year).

Capital Lease—An agreement that conveys the right to use property, plant or equipment, usually for a stated period of time.

Capital Improvement Program—A comprehensive multi-year forecast of capital needs and requests.

Capital Project—Any project having assets of significant value and a useful life of five years or more. Capital projects include the purchase of land, designs, engineering, and construction of buildings and infrastructure such as streets, bridges, drainage, street lighting, water systems, etc.

Capital Projects Fund—One of five governmental fund types used to account for financial resources to be used for the acquisition or construction of major capital facilities.

Cash Basis—A method of accounting by which revenues and expenditures are recorded when they are received and paid.

Committed Fund Balance—Includes amounts that can be used only for the specific purposes determined by a formal action of the government's highest level of decision-making authority. Commitments may be changed or lifted only by the government taking the same formal action that imposed the constraint originally.

Contingency Fund (Also "Appropriations for Contingencies)—Funds set-aside to address emergencies and other unanticipated expenses.

Cost Accounting—The method of accounting that provides for assembling and recording of all the elements of cost incurred to accomplish a purpose, to carry on an activity or operation, or to complete a unit of work for a specific job.

Cost Allocation Plan—This plan, established under Federal guidelines, identifies, distributes, and allows the County to be reimbursed for the costs of services by support groups (such as Purchasing, Personnel, CEO, County Counsel) to those departments performing functions supported by Federal/State funds.

County Match—The term "match" refers to the percentage of local discretionary County monies in the General Fund, which must be used to match a certain amount of State and/or Federal funds or a needed contribution.

Critical Need—A budgetary need that can't be met within a department's base budget amount resulting from State and/or Federal mandates, legal requirements or program changes to implement the Board of Supervisors' priorities or direction.

DA—District Attorney

DOJ—Department of Justice

Debt Service Fund—One of the five governmental funds used to finance and account for the payment of interest and principal on bonds or other long-term borrowing.

Debt Services—The payment of principal and interest on borrowed funds such as bonds.

Deficit—(1) The excess of liabilities of a fund over its assets. (2) The excess of expenditures over revenues during an accounting period or, in the case of proprietary funds, the excess of expenses over revenues during an accounting period.

Deferral—Postponement of the recognition of an expense already paid or a revenue already received.

Deferred Maintenance—Backlog of needed repairs to facilities, including replacement and repair of roofing, heat and cooling system, painting, floor coverings and other structural items.

Department—A basic organizational unit of government that may be sub-divided into divisions or programs.

Depreciation—The portion of the cost of a capital asset charged as an expense during the period. Over time, the entire cost of the asset is ultimately charged as an expense.

Direct Charges—Expenses that are specifically associated with a service, program, or department and, thus, are clearly identifiable to a particular function – for example, the gasoline used by a department's vehicles.

Disbursements—Payments

Discretionary Revenue—Primarily used in the context of the General Fund, this term refers to those revenue sources for which there are no restrictions on their use.

Download—To transfer or copy data from one computer to another, or to a disk or peripheral device; generally from a central, often remote computer to another peripheral device such as a personal computer.

EMS—Emergency Medical Services

ERAF—Educational Revenue Augmentation Fund

E-Government—E-Government refers to the use by government agencies of information technologies (such as Wide Area Networks, the Internet, and mobile computing) that have the ability to transform relations with citizens, businesses, and other arms of the government. These technologies can serve a variety of different ends: better delivery of government services to citizens, improved interactions with business and industry, citizen empowerment through access to information, or more efficient government management.

E-Recovery—A cost containment alternative that enables the recovering of medication costs from manufacturer-based patient assistance programs.

Earmarked—Revenues designated by statute or Constitution for a specified purpose.

Emergency Medical Services Appropriation (SB 2132)—In 2000, due to diminishing Proposition 99 Tobacco Tax funds, the Legislature created, through SB 2132 (Dunn/Peralta), the Emergency Medical Services Appropriation (EMSA). The EMSA was created to guarantee that a certain portion of Prop 99 dollars would continue to be used to fund emergency room physician services at the local level.

Employee Benefits—Amounts paid on behalf of employees; these amounts are not included in the gross salary. They are fringe benefit payments, and while not paid directly to employees, they are nevertheless a part of the cost of salaries and benefits. Examples are group health or life insurance payments, contributions to employee retirement, Social Security taxes, workers' compensation payments, and unemployment insurance payments.

Encumbrance—Commitments related to unperformed contracts for goods or services. They represent estimated amounts of expenditures ultimately to result if unperformed contracts are completed.

Enterprise Fund—Proprietary fund type used to report an activity for which a fee is charged to external users for goods or services.

Entitlement—The amount of payment to which a state or local government is entitled as determined by the Federal or other government pursuant to an allocation formula contained in applicable statutes.

Equity—Residual interest in assets of an entity that remains after deducting liabilities.

Expenditures—Payment of cash or cash-equivalent for goods or services, or a charge against available funds in settlement of an obligation as evidenced by an invoice, receipt, voucher, or other such document.

Expenses—Outflows or other using up of assets or incurrences of liabilities (or a combination of both) from delivering or producing goods, rendering services or carrying out other activities that constitute the entity's ongoing major or central operations.

FC—Foster Care

FFP—Federal Financial Participation

FMS—Financial Management System

FQHC—Federally Qualified Health Center – Federally Qualified Health Centers include all organizations receiving grants under Section 330 of the Public Health Service Act, certain tribal organizations, and FQHC Look-Alikes. FQHCs qualify for enhanced reimbursement from Medicare and Medicaid, as well as other benefits. FQHCs must serve an underserved area or population, offer a sliding fee scale, provide comprehensive services, have an ongoing quality assurance program, and have a governing board of directors.

FRC—Family Resource Center

FTE—Full Time Equivalent

Federal Financial Participation—Federal Financial Participation is a term used by the Federal government to denote when the Federal government will participate with the costs related to administering a program.

Federally Qualified Health Center Look-Alike—An FQHC Look-Alike is an organization that meets all of the eligibility requirements of an organization that receives a Public Health Service Act Section 330 grant, but does not receive grant funding.

Fiduciary Funds—GAAP (Generally Accepted Accounting Principles) indicates that fiduciary funds should be used “to report assets held in a trustee or agency capacity for others and therefore cannot be

used to support the government's own programs." Fiduciary funds include, but are not limited to pension trust funds as well as agency funds.

Fiscal—Financial

Fiscal Year—A twelve month period between settlement of financial accounts; Stanislaus County's fiscal year begins July 1 and ends June 30.

Fixed Assets—See Capital Assets.

Full Time Equivalent—The decimal equivalent of a part-time position converted to a full time basis; e.g., one person working half time would count as 0.50 FTE.

Function—A group of related activities aimed at accomplishing a major service or regulatory program for which a governmental unit is responsible (e.g. public safety).

Fund—A fiscal and accounting entity with a self-balancing set of accounts segregated to carry out specific activities or attain certain objectives in accordance with special regulations, restrictions, or limitations. Governments use funds to segregate their financial resources and demonstrate legal compliance. We use the first segment of the Oracle coding structure to capture a transaction's fund.

Fund Balance—Difference between assets and liabilities reported in a governmental fund.

GA—General Assistance

GFOA—Government Finance Officers Association

G/L—General Ledger – A record containing the accounts needed to reflect the financial position and the results of operations of a government.

GSA—General Services Agency

Governmental Accounting Standards Board (GASB)—The authoritative accounting and financial reporting standard-setting body for government entities.

GASB 34—In June 1999, the Government Accounting Standards Board published Statement 34 which requires state and local governments to begin reporting the value of their infrastructure assets and liabilities, including roads, bridges, water and sewer facilities, and dams in their annual financial reports on an accrual accounting basis. It also called for trust funds to be converted to governmental funds where the County has sole discretion over the use of the funds.

GASB 51—Financial statements with fiscal periods beginning after June 15, 2009, Governmental Accounting Standards Board has issued statement #51 Accounting and Financial Reporting for Intangible Assets. Intangible assets including easements, water rights, timber rights, patents, trademarks and computer software need to be classified as capital assets. Additionally, internally generated intangible assets i.e. computer software is subject to capitalization.

GASB 54—The GASB issued Statement No. 54, Fund Balance Reporting and Governmental Fund Type Definitions, to address issues related to how fund balance was reported. GASB 54 was implemented July 1, 2010 in Stanislaus County.

General Fund—One of five governmental fund types that typically serves as the chief operating fund of a government.

Generally Accepted Accounting Principles (GAAP)—Uniform minimum standards and guidelines for financial accounting and reporting. They govern the form and content of the financial statements of an

entity. GAAP encompass the conventions, rules and procedures necessary to define accepted accounting practice at a particular time. They include not only broad guidelines of general application, but also detailed practices and procedures. GAAP provide a standard by which to measure financial presentations. The primary authoritative body on the application of GAAP for state and local governments is GASB.

Governmental Accounting—The composite activity of analyzing, recording, summarizing, reporting and interpreting the financial transactions of governments.

Governmental Funds—Funds generally used to account for tax-supported activities. There are five different types of governmental funds: the general fund, special revenue funds, debt service funds, capital project funds, and proprietary funds.

Grant—A contribution by a government or other organization to support a particular function. Grants may be classified as either “block” (annual set amount designated for an organization) or “competitive” (variable amounts determined by the merits of the grant submittal compared to other competing submittals).

HEDIS—HEDIS is a tool created by the National Committee for Quality Assurance (NCQA) to collect data about the quality of care and services provided by health plans. HEDIS consists of a set of performance measurements that compare how well health plans perform in key areas: quality of care, access to care and member satisfaction with the health plan and doctors. NCQA requires health plans to collect this information in the same manner so that results can be fairly compared to another. Health plans can arrange to have their HEDIS results verified by an independent auditor.

HICAP—Health Insurance Counseling and Advocacy Program

HIDTA—High Intensity Drug Trafficking Area

HSA—Health Services Agency

Historical Cost—An accounting technique that values an asset for balance sheet purposes at the price paid for the asset at the time of its acquisition.

Housing-Set Aside—Redevelopment funds required by law to be set-aside to assist low and moderate-income households with rehabilitation, construction and acquisition of residential housing.

ICJIS—Integrated Criminal Justice Information System

IHCP—Indigent Health Care Program

IHSS—In-Home Supportive Services

IP—Individual Provider

IT—Information Technology

Imprest Cash—Imprest cash is defined for these purposes as cash on hand. There are two types of imprest cash at the County: petty cash funds and change funds.

Income Statement—A financial summary that shows an agency’s operating results over a specified period of time, usually one year. More specifically, the statement shows an agency’s revenues as well as their costs/expenses.

Indirect Charges—Expenses that cannot be specifically associated with a given service, program, or department and, thus, are not clearly identifiable to a particular function. For example, charges for the cost of heat in a building containing multiple departments would be an indirect charge.

Infrastructure—Long-lived capital assets that normally are stationary in nature and normally can be preserved for a significantly greater number of years than most capital assets (roads, bridges, water and sewer systems, dams, etc.).

Interfund Activity—An activity, transaction, or service between two or more County funds.

Interfund Charge—A transaction involving services or supplies between two different funds. Charging different funds allows the revenues and expenditures to be seen on each department's individual set of financial records.

Interfund Loans—Amounts provided between funds with a requirement for repayment.

Interfund Transfers—Flows of assets (such as cash or goods) between funds without equivalent flows of assets in return and without a requirement for repayment.

Intergovernmental Revenue—Funds received from Federal, State and other local government sources in the form of grants, shared revenues, and payments in lieu of taxes.

Internal Service Fund—Proprietary fund type that may be used to report any activity that provides goods or services to other departments or governments on a cost-reimbursement basis.

Intrafund Activity—An activity, transaction, or service within one County fund.

Intrafund Charge—A transaction involving services or supplies within one fund. The reason Intrafund accounts are used is so individual departments (same fund but different orgs) can record revenue/expenditures, but not double count revenue/expenditures at the fund level.

Invoice—A term describing an original document either issued for the sale of goods on credit (a sales invoice) or received for goods bought (a purchase invoice).

Issued Base—This amount represents the base General Fund allocation level for providing a base level of service, and is based on the previous year's Final Budget with changes for negotiated increases and other program changes.

JJCPA—Juvenile Justice Crime Prevention Act

Joint Powers Agreement—In accordance with Government Code Sections 6500-6534, if authorized by their legislative or other governing bodies, two or more public agencies by agreement may jointly exercise any power common to the contracting parties. The agreement shall state the purpose of the agreement or the power to be exercised. They shall provide for the method by which the purpose will be accomplished or the manner in which the power will be exercised.

Journal Voucher (J.V.)—A standard form for recording transactions to the general ledger.

LAFCO—Local Agency Formation Commission

LAN—Local Area Network

Lease—A contract granting use or occupation of property during a specified period in exchange for a specified rent.

Legal Budget Unit (LBU)—An accounting unit, representing one or more departmental programs, where budgeted appropriations are established and reported.

Liquidity—(1) The degree to which an asset or security can be bought or sold in the market without affecting the asset's price. (2) The ability to convert an asset to cash quickly.

Lockyer-Isenberg Trial Court Funding Act—The Lockyer-Isenberg Trial Court Funding Act of 1997 (AB 233) was enacted in September 1997 and included the following: consolidation of all court funding at the state level, capped counties' financial responsibility at the Fiscal Year 1994-1995 level, and required the state to fund all future growth in court operation costs.

Long-term Debt—Debt with a maturity of more than one year after issuance.

M&O—Maintenance and operations

MHSA—Mental Health Services Act (Prop 63)

MOE—Maintenance of Effort

MOU—Memorandum of Understanding—agreement outlining the terms of employment entered into between the County and employees of various bargaining units.

Maddy Emergency Medical Services (EMS) Fund—The Maddy Emergency Medical Services Fund was created by the Legislature in SB 12/612 (Chapter 1240, Statutes 1987) and set out in Government Code 7600 and Health and Safety Code Part I, Division 2.5, Section 1797.98. This state law mandates a \$7 surcharge for every \$10 of traffic fines collected for criminal offenses. A portion of the surcharge is deposited into the local EMS Fund and used for the reimbursement of emergency medical services provided to persons unable to pay for their care.

Maintenance of Effort—A level of local agency contribution required as part of a grant, dedicated funding or a mandate.

Mandate—Ordered; mandatory

Mandated Program—A requirement by the State or Federal government that the County perform a task, perform a task in a particular way, or perform a task to meet a particular standard, often without compensation from the higher level of government.

Market Value—The price investors are willing to pay for a share of stock or an asset on the open market.

Maturity—The date upon which the principal or stated value of an investment becomes due and payable.

Mid-Year Financial Report—A financial review which considers actual expenditures/expenses for the first six months of the fiscal year and projections for the remaining six months. This review is often used to make corrective actions to ensure that expenditures remain within budgeted appropriations.

Mission Statement—A succinct description of the scope and purpose of a County department.

Modified Accrual Basis—Basis of accounting used in conjunction with the current financial resources measurement focus that modifies the accrual basis of accounting in two important ways (1) revenues are not recognized until they are measurable and available, and (2) expenditures are recognized in the period in which governments in general normally liquidate the related liability rather than when that liability is first incurred (if earlier).

Municipal Advisory Council (MAC)—an elected body representing a specific area of the County that provides advise to the Board of Supervisors concerning services which are or may be provided by the

County or other local governmental agencies, including but not limited to matters of public health, safety, welfare, public works, and planning.

NIMS—National Incident Management System

Net County Cost—The difference between budgeted appropriations and departmental revenue. Local tax revenues fund the difference.

National Incident Management System—NIMS is a system mandated by Homeland Security Presidential Directive 5 that provides a consistent nationwide approach for federal, local and tribal governments; the private-sector and nongovernmental organizations to work effectively and efficiently together to prepare for, respond to, and recover from domestic incidents, regardless of cause, size or complexity. To provide for interoperability and compatibility among federal, local and tribal capabilities, the NIMS includes a core set of concepts, principles, and terminology.

Non-spendable Fund Balance—Includes amounts that are not in a spendable form or are legally or contractually required to be maintained intact (such as the long term amount of notes receivable or prepaid amounts).

OES—Office of Emergency Services

OHP—Out of home placement

Object—An expenditure classification required by the State Controller’s office that summarizes a group of accounts. The County’s budget must be adopted by the object of expenditure within each budget unit. This becomes the legal level for budgetary control – the level at which expenditures may not exceed budgeted appropriations.

Operating Transfers—A transfer of cash to another fund (other than trust funds) NOT involving goods or services – e.g., County match.

Oracle FMS—Financial Management System software application purchased from Oracle to maintain the County’s general ledger.

Ordinance—A formal legislative enactment by the governing board (i.e., the Board of Supervisors) of a municipality. If it is not in conflict with any higher form of law, it has the full force and effect of law within the boundaries of the municipality to which it applies.

Org (Short for organization)—A cost center deemed necessary or desirable for control of financial operations. We use the second segment of the Oracle coding structure to capture a transaction’s “org.”

Other Charges—A payment to an agency, institution, or person outside the County Government or CAP charges.

Other Financing Sources—Increase in current financial resources that is reported separately from revenues to avoid distorting revenue trends. The use of *other financing sources* category is limited to items so classified by GAAP.

Other Financing Uses—Decrease in current financial resources that is reported separately from expenditures to avoid distorting expenditure trends. The use of *other financing uses* category is limited to items so classified by GAAP.

Overhead—General fixed costs such as rent, lighting and heating expenses that cannot be charged to a specific product or work operation.

PA—Public Authority

PH—Public Health

PLF—Public Library Foundation

POB—Pension Obligation Bonds

PSR—Project Study Report

PT—Property Tax

PTAF—Property Tax Administration Fee

PTAP—Property Tax Administration Program

Patient Assistance Program—Patient Assistance Programs are run by pharmaceutical companies and provide free medication to people who cannot afford to buy their medicine.

Patient Protection and Affordable Care Act (PPACA)—Also known as Health Care Reform.

Pension Obligation Bonds—On September 25, 1995, the County issued Taxable Pension Obligation Bonds. The proceeds were used to pay the Stanislaus County Employees' Retirement Association for the County's unfunded actuarial accrued liability.

Performance Measure—An annual indicator of achievement or measures of prediction for a program or work unit as defined in the organization of the budget. Measures may be expressed as a number count, fraction, or a percent of achievement related to the size of the problem or service being provided.

Policy Issues—The addition, expansion, reduction, or modification of programs that have significant implications/impact to the County or public.

Position Description Questionnaire (PDQ)—A form used in evaluating job reclassification requests. The form must be signed by the Supervisor and Department Head.

Prescription Assistance Program—See Patient Assistance Program.

Prior Year—Transactions that are posted in the current year for previous years' contracts or commitments for service. Encumbrances from the previous year are carried into the next year's appropriation.

Prior Year Appropriations—Budget carried forward with purchase orders (obligation encumbrances) from the prior fiscal year.

Program—Desired output-oriented accomplishments, which can be measured and achieved within a given time frame. Achievements of the programs advance the project and organization through a corresponding solution to a need or problem.

Program-based Budget Approach—The proposed spending plan that was developed by reviewing the specific services each department offers along with a categorization of how it meets the Board of Supervisors' stated priorities.

Property Tax—An "ad valorem" tax on real and personal property, based on the value of the property in accordance with Proposition 13.

Proposition 10—In November 1998, Proposition 10 was passed by voters, which enacted the California Children's and Family Act. Proposition 10 increased the cigarette tax by 50 cents per pack to fund a variety of community-based, early childhood initiatives for newborns to children five year of age. Funds

are distributed to county commissions, which are overseen by a state commission. The Act requires participating counties to establish local county commissions that allocate California Children and Families Program (CCFP) funds to local service providers for community awareness, education, health care, social services and research efforts.

Proposition 36—In November 2000, California voters passed Proposition 36, the Substance Abuse and Crime Prevention Act of 2000 (SACPA). This initiative allows most people convicted of first and second time nonviolent, simple drug possession to receive drug treatment instead of incarceration.

Proposition 63—On November 2, 2004, the voters of California passed Proposition 63, the Mental Health Services Act (MHSA). The proposition established a 1% income surtax on incomes over a million dollars and the revenues are to be used to create new county mental health programs and expand existing programs. The Act addresses a broad continuum of prevention, early intervention and service needs and the necessary infrastructure, technology and training elements that will effectively support this system.

Proposition 99—The Tobacco Tax and Health Promotion Act of 1988 (Proposition 99) was approved by California voters in November 1988. This law authorizes a tax of 25 cents per pack of cigarettes, or similar amount on other tobacco product items. These tax revenues are collected by the State and disbursed to fund statewide tobacco control health education and research efforts through local lead agencies, competitive grantees, and media campaigns.

Proposition 172—Proposition 172, which added Section 35 to Article XIII of the constitution, provides for a one half cent sales and use tax for local public safety services, but the allocation of that revenue is determined by statute. Proposition 172 revenues are collected by the State Board of Equalization and apportioned to each county based on proportionate shares of statewide taxable sales. Each county is required to deposit this revenue in a Public Safety Augmentation Fund to be allocated by the County Auditor to the county and cities within the county.

Proprietary Funds—Funds that focus on the determination of operating income, changes in net assets (or cost recovery), financial position, and cash flows. There are two different types of proprietary funds: enterprise funds and internal services funds.

Public Facilities Fees (PFF)—The Public Facilities Fee program imposes a fee on new development per Section 66000 et seq. of the California Government Code. Commonly known as a “growth impact fee,” revenues collected under this program support the pro-rata extension of existing County services to support the new growth created by the development. This fee provides for the expansion of facilities or services to meet growth needs, but does not replace, repair or maintain the existing level-of-service provided by the County.

Public Records Act—The Public Records Act (California Government Code Sections 6250-6276.48) enacted in 1968 was designed to give the public access to information in possession of public agencies, unless there is a specific reason not to do so. Most of the reasons for withholding disclosure of a record are set forth in specific exemptions contained in the Act. However, some confidentiality provisions are incorporated by reference to other laws.

RDA—Redevelopment Agency

RFP—Request for proposal

ROI—Return on investment

Realignment Revenue—1991 Realignment Revenue - The State Legislature enacted Assembly Bill 1491 in Fiscal Year 1991-1992 to give counties a source of funding for their public health, mental health, and certain social services programs. The revenue to fund these programs comes from a one half cent sales tax and a portion of the Vehicle License Fees. Welfare and Institutions Code Section 17600

created the Local Revenue Fund and each County receives realignment funds from the State Local Revenue Fund. 2011 Public Safety Realignment Revenue - the State Legislature enacted Assembly Bill 118 in Fiscal Year 2011-2012 to give counties a source of funding for the shift in custodial and community supervision responsibilities for non-serious, non-violent and non-sex offenders, as well as supervision of lower level adult parolees returning from state prison sentences to counties, and to make changes in the funding streams of certain mental health, social services and substance use disorder programs.

Recognition—Determination of when a transaction is to be recorded.

Recommended Proposed Budget—The first of a two-part budget process, this budget is required to be submitted to the Board by June 30th of each year and reflects any revisions, reductions or additions to the prior year's budget.

Redevelopment Agency (RDA)—Technically, an independent agency governed by the Board of Supervisors acting as Agency Board members, designed to provide fiscal resources to implement and construct programs and projects that help eliminate blighting conditions in the County. RDA was abolished by ABX1 26 in Fiscal Year 2011-2012.

Reimbursement—Fees received as payment for the provision of specific services.

Resolution—An order by the Board of Supervisors requiring less legal formality than an ordinance of statute.

Restricted Fund Balance—Includes amounts that can be spent only for the specific purposes stipulated by constitution, external parties (such as creditors, grant providers or contributors) or through enabling legislation.

Retained Earnings—The accumulated earnings of an enterprise or internal service fund.

Revenue—Funds received from various sources and treated as income by the County which are used to finance expenditures.

SACPA—Substance Abuse and Crime Prevention Act of 2000 (Proposition 36)

SB 90—Senate Bill 90 - Reimbursement claims that allow the County to fund state-mandated programs while freeing up General Fund revenues.

SBT—Strategic Business Technology

SDEA—Stanislaus Drug Enforcement Agency

SEMS—The Standardized Emergency Management System is the system required by Government Code Section 8607(a) for managing response to multi-agency and multijurisdiction emergencies in California. SEMS consists of five organizational levels, which are activated as needed: field response, local government, operational area, regional, and state. SEMS incorporates the use of Incident Command Center (ICS), the Master Mutual Aid Agreement, existing mutual aid systems, the operational area concept, and multi-agency or inter-agency coordination. Local governments must use SEMS to be eligible for funding of their personnel related costs under state disaster programs.

SRC—Stanislaus Recovery Center

SSI—Supplemental Security Income

SSP—State Supplementary Payments

StanCERA—Stanislaus County Employees' Retirement Association

STANCOG—Stanislaus Council of Governments

STC—Standards and Training for Correctional Officers

STOAAC—Services to Older Adults Advisory Council

Salaries and Employee Benefits—Accounts which establish expenditures for employee-related costs.

Schedule 9—This schedule is prepared to meet requirements for disclosing financing uses as covered in Section 29006 of the Budget Act. All financing uses, including both specific and contingent, are included in this schedule. A separate schedule is required for each budget unit having activity within the County's operating funds.

Secured Taxes—Taxes levied on real properties in the County which must be "secured" by lien on the properties.

Self-Insurance—A term often used to describe the retention by an entity of a risk of loss arising out of the ownership of property or from some other cause, instead of transferring that risk to an independent third party through the purchase of an insurance policy. It is sometimes accompanied by the setting aside of assets to fund any related losses.

Seriously Emotionally Disturbed (SED) Children's Program—Assembly Bill 3632/882, enacted in 1984, mandated that students with certain emotional disorders be provided mental health services, as a supplement to their education and at no cost to the family. Counties received funding to provide the services, which included occupational, and physical therapy, psychotherapy or other mental health services, and residential services for children classified as seriously emotionally disturbed. In Fiscal Year 2010-2011, the mandate was suspended and all program funding vetoed by the Governor, which shifted the financial responsibility for the program to the Department of Education.

Services and Supplies—Accounts which establish expenditures for operating expenses of County departments and programs other than salaries and benefits, other charges and capital assets.

Source Document—An original invoice, bill, or receipt to which journal entries, checks, or deposits refer.

Special District—An independent unit of local government organized to perform a single government function or a restricted number of related functions. Special Districts usually have the power to incur debt and levy taxes; however, certain types of special districts are entirely dependent upon enterprise earnings and cannot impose taxes. Examples of special districts are water districts, drainage districts, flood control districts, and fire protection districts.

Special Revenue Fund—One of five governmental fund types used to account for the proceeds of specific revenue sources that are legally restricted to expenditure for specified purposes.

Straight-line Depreciation—Depreciating something by the same (i.e. fixed) amount every year rather than as a percentage of its previous value. Example: a vehicle initially costs \$10,000. If it is depreciated at a rate of \$2,000 per year, it will depreciate to zero in exactly five years.

Subvention—Payments by an outside agency (usually from a higher governmental unit) for costs that originate in the County.

Successor Agencies—these agencies were established to make payments and perform other functions and obligations (including "Enforceable Obligations") of former redevelopment agencies, as outlined in ABX1 26 which abolished redevelopment agencies during the 2011-2012 Fiscal Year.

Supplemental Property Tax—Supplemental property tax is an additional tax beyond the normal annual tax for any increase or decrease in the value of property as determined by the Assessor. This will include

the purchase of property at a value higher than the former assessed value, the addition of a home to a vacant lot or any other major improvements such as a new pool or the addition of a room.

TSP—Tenth Street Place

TANF—Temporary Assistance for Needy Families

TOT—Transient Occupancy Tax

TRRP—Tuolumne River Regional Park

Tangible Assets—Assets that have physical substance.

Tax Allocation Bonds—Bonds that were issued in conjunction with a redevelopment project. The taxes pledged to their repayment come from the increase of assessed value over and above a pre-established base. The redevelopment created this added value, now referred to as Redevelopment Property Tax funds (previously known as the tax increment).

Tax Levy—The amount of tax dollars billed to taxpayers based on the imposition of the property tax rate on the assessed valuation.

Tax Loss Reserve Funds—As required by California Tax and Revenue Code Section 4703.2, in each county that elects to adopt the procedure authorized by this chapter and elects to be governed by this Section rather than Section 4703 there shall be created a tax losses reserve fund. The tax losses reserve fund shall be used exclusively to cover losses that may occur in the amount of tax liens as a result of special sales of tax-defaulted property. In a county electing to be subject to this section, the tax losses reserve fund shall be maintained at not less than 25 percent of the total delinquent secured taxes and assessments for participating entities in the county as calculated at the end of the fiscal year. At the end of the fiscal year, amounts in the tax losses reserve fund that are in excess of 25 percent of the total delinquent secured taxes and assessments for participating entities in the county may be credited to the county general fund.

Tax Roll—A list of all taxable property within a jurisdiction.

Teeter Plan—The County and its political subdivisions operate under the provisions of Section 4701-4717 of the California Revenue and Taxation Code (otherwise known as the “Teeter Plan”). Under this method, the accounts of all political subdivisions that levy taxes on the County tax roll are credited with 100 percent of their respective secured tax levy, regardless of the actual payments and delinquencies.

Trial Court Funding Act—Lockyer-Isenberg Trial Court Funding Act of 1997

Triple-Flip—A complicated financing plan developed by the State in their 2003-2004 budget.

Transient Occupancy Tax—A tax collected by a motel/hotel operator for a percentage of the room rent paid by each transient, which is then due the County.

Trust Funds—Funds to account for assets held by a government in a trustee capacity for individuals, private organizations, other governments and/or other funds.

UCCE—University of California Cooperative Extension

USDA—United States Department of Agriculture

Unassigned Fund Balance—The residual classification for the General Fund, including all amounts not contained in the other classifications. Unassigned amounts are technically available for any purpose.

Unencumbered—That portion of an appropriation not yet expended or encumbered.

Unincorporated Area—Geographic portions of Stanislaus County, which are not within incorporated cities.

Unsecured Property Tax—A tax on properties such as office furniture, equipment, and boats, which are not located on property owned by the assessee.

Upload—To transfer data or programs, usually from a peripheral computer to a central, often remote computer.

User Department—A department that receives services, which it pays for, from another county department, with payment made through Intrafund or Interfund transfers.

VA—Veterans Affairs

VLF—Vehicle License Fee

VOCA—Victims of Crime Act

Weighted Labor Rate—An hourly cost for an employee that includes salary, payroll benefits, health insurance, vacation, and department overhead and indirect costs. Employee weighted labor rates may vary because of a difference in salary rates, the benefits selected from the cafeteria plan, the difference in overhead costs between departments, and the annual vacation accrual of employees.

WIC—Women, Infants and Children—A Federal program aimed at safeguarding the health of low-income women, infants, and children up to age 5 who are at nutritional risk by providing nutritious foods to supplement diets, information on healthy eating, and referrals to health care.

Wraparound—Wraparound is an approach to implementing individualized, comprehensive services for youth with complicated multi-dimensional problems and is an alternative to residential placement whereby a wide array of services are provided to children and their caretakers in less restrictive community settings – parents' home, foster homes, and group homes. Wraparound is a family-centered, strengths-based approach to developing an individualized service plan that allows a child to live in a normalized setting outside of residential care.

Williamson Act—The Williamson Act provides for lowered property taxes for lands maintained in agricultural and certain open space uses. The landowner enters into a contract with the county or city to restrict land uses to those compatible with agriculture, wildlife habitat, scenic corridors, recreational use, or open space. In return, the local authorities calculate the property tax assessment based on the actual use of the land instead of its potential value assuming full commercial development.

Yield—The rate of annual income return on an investment expressed as a percentage.



Alphabetical Index



ALPHABETICAL INDEX

-A-

AGRICULTURAL COMMISSIONER

Agricultural Commissioner 354

ALLIANCE WORKNET

Alliance Worknet..... 335

StanWORKS 338

AREA AGENCY ON AGING

Area Agency on Aging 221

Veterans' Services..... 225

ASSESSOR.....

475

AUDITOR-CONTROLLER

480

-B-

BEHAVIORAL HEALTH AND RECOVERY SERVICES

Behavioral Health and Recovery Services..... 231

Alcohol and Drug Program 235

Managed Care..... 238

Mental Health Services Act 242

Public Guardian 245

Stanislaus Recovery Center 248

BOARD OF SUPERVISORS

Board of Supervisors 484

-C-

CHIEF EXECUTIVE OFFICE

Office of Emergency Services/Fire Warden..... 86

Office of Emergency Services Homeland Security Grants..... 90

County Fire Service Fund 92

Operations and Services 490

Risk Management Division 494

CHIEF EXECUTIVE OFFICE--CAPITAL PROJECTS FUND

Courthouse Construction Fund 94

Criminal Justice Facilities Fund 96

CHIEF EXECUTIVE OFFICE--COUNTY OPERATIONS

Airport..... 496
Appropriations for Contingencies..... 498
Capital Improvement Financing Authority..... 500
County Court Funding..... 98
County Facilities 502
Crows Landing Air Facility 504
Debt Service 506
Department of Justice Drug and Alcohol 100
DNA Identification Fund Prop 69 102
General Fund Contribution to Other Programs 511
General Fund Match—Vehicle License Fee 514
Jail Medical Program 104
Mandated County Match..... 516
Plant Acquisition 518

CHIEF EXECUTIVE OFFICE—ECONOMIC DEVELOPMENT BANK

Economic Development Bank..... 340

CHIEF EXECUTIVE OFFICE--RISK MANAGEMENT SELF-INSURANCE FUNDS

Dental Self-Insurance 520
General Liability Self-Insurance 522
Medical Self-Insurance 525
Other Employee Benefits..... 528
Professional Liability Self-Insurance 530
Unemployment Self-Insurance 533
Vision Care Self-Insurance 535
Worker's Compensation Self-Insurance..... 537

CHILD SUPPORT SERVICES 253

CHILDREN AND FAMILIES COMMISSION 258

CLERK-RECORDER

Recorder Division 542
Elections Division 544
Modernization Trust Fund..... 546
Vital and Health Statistics 548

COMMUNITY SERVICES AGENCY

Services and Support 264
County Children's Fund 277
General Assistance..... 279
IHSS Public Authority-Administration..... 282
IHSS Public Authority-Benefits 284
IHSS Provider Wages..... 287
Integrated Children's Services 290

Public Economic Assistance.....	293
Seriously Emotionally Disturbed Children.....	299

COOPERATIVE EXTENSION

Cooperative Extension.....	361
Farm and Home Advisors Research Trust.....	363

COUNTY COUNSEL	553
-----------------------------	-----

-D-

DISTRICT ATTORNEY

Criminal Division.....	109
Arson Task Force.....	113
Auto Insurance Fraud Prosecution.....	115
Consumer Fraud Prosecution Program.....	117
Criminal Division Asset Forfeiture.....	119
Elder Abuse Advocacy and Outreach.....	121
Federal Asset Forfeiture.....	123
Office of Traffic Safety Impaired Driver Vertical Prosecution Program.....	125
Real Estate Fraud Prosecution.....	128
Rural Crimes Prevention Program.....	130
Unserved/Underserved Victims Advocacy and Outreach Program.....	132
Vertical Prosecution Block Grant.....	134
Victim Compensation and Government Claims.....	136
Victim Services Program.....	138

-E-

ENVIRONMENTAL RESOURCES

Environmental Resources.....	373
AB 939/Source Reduction and Recycle.....	377
Abandoned Vehicle Abatement.....	379
Beverage Container Recycling.....	381
Disclosure Program.....	384
E-Waste Collection Facility.....	386
Fink Road Landfill.....	388
Food Processing By-Products.....	391
Geer Road Landfill.....	393
Household Hazardous Waste.....	395
Trust Fund.....	397
Underground Storage Tank Pilot Program.....	399
Used Oil Recycling.....	401
Vehicle Registration Fee Surcharge.....	403
Waste Tire Enforcement Grant.....	405
Waste-to-Energy.....	407

-G-

GENERAL SERVICES AGENCY

Administration..... 558
Central Services Division..... 560
Facilities Maintenance Division..... 563
Fleet Services Division 566
Purchasing Division 569
12th Street Office Building 571
Utilities..... 573

GRAND JURY..... 141

-H-

HEALTH SERVICES AGENCY

Administration..... 304
Clinic and Ancillary Services..... 306
Emergency Medical Services Discretionary Fund..... 310
Indigent Health Care Program (IHCP) 312
IHCP-California Healthcare for Indigents Program 318
IHCP-Emergency Medical Services Hospital..... 320
IHCP-Emergency Medical Services Physicians..... 322
Public Health 324
Public Health Vital and Health Statistics 327

-I-

INTEGRATED CRIMINAL JUSTICE INFORMATION SYSTEM..... 143

-L-

LIBRARY..... 344

-P-

PARKS AND RECREATION

Parks and Recreation 412
Fish and Wildlife 415
Modesto Reservoir Patrol 417
Off-Highway Vehicle Fund 419
Parks Master Plan 421
Regional Water Safety Training Center 423
Tuolumne River Regional Park..... 425

PLANNING AND COMMUNITY DEVELOPMENT

Planning and Community Development..... 430
Building Permits..... 432
Dangerous Building Abatement..... 434
General Plan Maintenance..... 436
Redevelopment Agency..... 438
Redevelopment Agency Housing Set Aside..... 440
Salida Planning Efforts..... 442
Special Revenue Grants..... 444
Successor Housing Agency..... 447

PROBATION

Administration..... 148
Community Corrections Partnership..... 150
Corrections Performance Incentive Fund..... 152
Field Services..... 154
Institutional Services..... 156
Juvenile Accountability Block Grant..... 158
Juvenile Commitment Facility..... 160
Juvenile Justice Crime Prevention Act..... 162
Local Community Corrections..... 164
Ward Welfare Fund..... 167
Youthful Offender Block Grant..... 169

PUBLIC DEFENDER

Public Defender..... 173
Indigent Defense..... 176

PUBLIC WORKS

Administration..... 451
Engineering..... 453
Local Transit System..... 456
Morgan Shop..... 459
Road and Bridge..... 462

-S-

SHERIFF

Administration..... 181
CAL ID Program..... 184
CAL-MMET Program..... 186
Civil Process Fee..... 188
Contract Cities..... 190
Court Security..... 194
Dedicated Funds..... 196
Detention..... 198
Driver Training Program..... 201

Jail Commissary/Inmate Welfare	203
Justice Assistance Grant	205
Operations	207
Vehicle Theft Unit	210

STRATEGIC BUSINESS TECHNOLOGY

Strategic Business Technology	577
Strategic Business Technology--Telecommunications	581

-T-

TREASURER

Admin/Taxes.....	587
Revenue Recovery	589
Treasury Division	591

STAFFING RECOMMENDATIONS

FISCAL YEAR 2013-2014 FINAL BUDGET ADDENDUM--ATTACHMENT B

DEPARTMENT	BUDGET UNIT	POSITIONS	POSITION NUMBER	CLASSIFICATION	REQUEST	RECOMMENDATION
Alliance Worknet	Alliance Worknet	1	NEW	Family Services Supervisor	Add new position	Family Services Supervisor
		4	NEW	Family Services Specialist III	Add new positions	Family Services Specialist III
		1	NEW	Administrative Clerk II	Add new position	Administrative Clerk II
Behavioral Health & Recovery Services	Behavioral Health Services	0	1922	Psychiatric Nurse II	Reclassify upward	Manager III
Chief Executive Office	Operations and Services	1	1580	Deputy Executive Officer	Restore unfunded position	Deputy Executive Officer
	Risk Management	1	1605	Manager II	Restore unfunded position & Reclassify upward	Manager III-block budget
Community Services Agency	Services & Support	1	NEW	Family Services Specialist II	Add new position	Family Services Specialist II-block budget
		8	NEW	Family Services Specialist III	Add new positions	Family Services Specialist III
		1	NEW	Family Services Supervisor	Add new position	Family Services Supervisor
		1	NEW	Application Specialist II-block budget	Add new position	Application Specialist II-block budget
		1	NEW	Stock Delivery Clerk II-block budget	Add new position	Stock Delivery Clerk II-block budget
		1	NEW	Application Specialist III	Add new position	Application Specialist III
		1	NEW	Social Worker Supervisor II	Add new position	Social Worker Supervisor II
		1	NEW	Manager II-block budget	Add new position	Manager I
		0	2991	Confidential Assistant II	Classification study	Study
		0	1658, 10666	Manager II	Reclassify upward	Manager IV
		8	824, 13245, 1242, 10731, 944, 1244, 896, 7584	Family Services Specialist II	Transfer in	Transfer from H.S.A.-IHCP effective 01/11/14
		1	2137	Family Services Supervisor	Transfer in	Transfer from H.S.A.-IHCP effective 01/11/14
		4	3725, 8735, 8452, 11006	Administrative Clerk II	Transfer in	Transfer from H.S.A.-IHCP effective 01/11/14
District Attorney	Criminal Division	0	11869, 13421	Interviewer II	Add new classification and Reclassify	Victim Advocate I- \$15.05-\$18.29 Victim Advocate II- \$17.31-\$21.04 block budget
	Unserved/Underserved Victim Ad	0	9310	Interviewer II	Add new classification and Reclassify	Victim Advocate I- \$15.05-\$18.29 Victim Advocate II- \$17.31-\$21.04 block budget
	Victim Services Program	0	6243, 7174, 7228, 8203, 8204	Interviewer II	Add new classification and Reclassify	Victim Advocate I- \$15.05-\$18.29 Victim Advocate II- \$17.31-\$21.04 block budget
Environmental Resources	Fink Road Landfill	-1	3827	Landfill Equipment Operator III	Unfund vacant position	Unfund position
General Services Agency	Administration	0	11437	Manager III	Reclassify upward	Manager IV
Health Services Agency	Administration	1	10479	Account Clerk II	Transfer in	Transfer from Indigent Health Care Program
		0	7905	Software Developer/Analyst III	Classification study	Study
		0	3130	Confidential Assistant II	Classification study	Study
		0	664, 3346	Administrative Clerk III	Classification study	Study
	Clinics & Ancillary	0	10157	Staff Services Technician	Classification study	Study
		1	1927	Staff Nurse II	Transfer in	Transfer from Indigent Health Care Program
		1	8734	Administrative Clerk II	Transfer in	Transfer from Indigent Health Care Program

STAFFING RECOMMENDATIONS

FISCAL YEAR 2013-2014 FINAL BUDGET ADDENDUM--ATTACHMENT B

DEPARTMENT	BUDGET UNIT	POSITIONS	POSITION NUMBER	CLASSIFICATION	REQUEST	RECOMMENDATION
	Indigent Health Care Program	-8	824, 13245, 1242, 10731, 944, 1244, 896, 7584	Family Services Specialist II	Transfer out	Transfer positions out to CSA effective 01/11/14
		-1	2137	Family Services Supervisor	Transfer out	Transfer position out to CSA effective 01/11/14
		-4	3725, 8735, 8452, 11006	Administrative Clerk II	Transfer out	Transfer positions out to CSA effective 01/11/14
		-1	1927	Staff Nurse II	Transfer out	Transfer to Clinics and Ancillary
		-1	8734	Administrative Clerk II	Transfer out	Transfer to Clinics and Ancillary
		-1	10479	Account Clerk II	Transfer out	Transfer to Administration
		-1	6293	Administrative Clerk II	Delete vacant position	Delete position
		-1	10480	Account Clerk II	Delete vacant position	Delete position effective 01/11/14
		-1	8435	Account Clerk III	Delete vacant position	Delete position effective 10/05/13
		-1	3002	Account Clerk III	Delete vacant position	Delete position effective 01/11/14
		-3	3056, 3323, 6665	Account Clerk III	Delete vacant positions	Delete positions effective 04/5/14
		-1	3179	Administrative Secretary	Delete filled position	Reduction in Force effective 01/11/14
		0	8436	Staff Services Analyst	Delete unfunded position	Delete unfunded position
Probation	Community Corrections Partnership	5	1415, 1425, 1430, 1450, 9348	Deputy Probation Officer II	Transfer in	Transfer from Field Services
	Field Services	-5	1415, 1425, 1430, 1450, 9348	Deputy Probation Officer II	Transfer out	Transfer to Community Corrections Partnership
Public Works	Engineering	1	2128	Sr Engineering/Surveying Technician	Restore unfunded position	Sr Engineering/Surveying Technician
		0	7735	Engineering Aid II	Reclassify downward	Administrative Clerk III
	Road and Bridge	0	3877	Sr Road Maintenance Worker	Reclassify downward	Staff Services Technician
Sheriff	Contract Cities	-2	2691, 11610	Deputy Sheriff	Unfund vacant positions	Unfund positions
Technical Corrections to Agenda Item B-8 July 23,2013						
District Attorney			6234, 1873	Classification title indicated in agenda item as Attorney I-IV. Correction to be made that classification should have been indicated as Attorney I-V.		
Public Defender			N/A	Classification title indicated in agenda item as Deputy Public Defender I-IV. Correction to be made that classification should have been indicated as Deputy Public Defender I-V.		
CHANGES TO POSITION ALLOCATION REPORT		13				
TOTAL CURRENT AUTHORIZED POSITIONS		3,907				
Add New Positions		21				
Restore Unfunded Positions		3				
Delete Vacant Positions		-7				
Unfund Vacant Positions		-3				
Delete Filled Position		-1				
TOTAL RECOMMENDED AUTHORIZED POSITIONS		3,920				

**Contract Summary Sheet
All Funds
Contracts over \$100,000**

Department	Budget Unit	Contractor	Brief Description of Service Provided or Position Held	Previous contractual amount	Proposed Contract Amount	Cumulative Contract Total
Alliance Worknet	Alliance Worknet	Central Valley Opportunity Center (CVOC)	Provides employment and training services in Stanislaus County for youth aged 17-21	\$173,414 7/1/11-6/30/12 \$124,164 7/1/12-6/30/13	\$132,116 7/1/13-6/30/14	\$429,694
Alliance Worknet	Alliance Worknet	Ceres Unified School District	Provides employment and training services in Stanislaus County for youth aged 17-21. Also, provides educational opportunities to identify youth at risk of gang involvement.	\$875,847 7/1/11-6/30/12 \$557,225 7/1/12-6/30/13	\$592,912 7/1/13-6/30/14	\$2,025,984
Alliance Worknet	Alliance Worknet	Computer Tutor	Provides services to improve educational and skill competencies for youth aged 17-21	\$407,722 7/1/11-6/30/12 \$269,809 7/1/12-6/30/13	\$287,089 7/1/13-6/30/14	\$964,620
Alliance Worknet	Alliance Worknet	Friends Outside	Provides employment and training services to: ex-offenders paroled into Stanislaus County; youth aged 17-21; older youth at risk of gang involvement.	\$320,500 7/1/11-6/30/12 \$307,680 7/1/12-6/30/13	\$307,680 7/1/13-6/30/14	\$935,860
Alliance Worknet	Alliance Worknet	Stanislaus Literacy Center	Provides GED preparation services	\$100,000 7/1/11-6/30/12 \$73,800 7/1/12-6/30/13	\$76,488 7/1/13-6/30/14	\$250,288
Alliance Worknet	Alliance Worknet - StanWORKs	Aspiranet	Provides advocacy services and bridging activities for Welfare to Work clients	\$100,000 7/1/11-6/30/12 \$110,164 7/1/12-6/30/13	\$119,836 7/1/13-6/30/14	\$330,000

*Contract totals listed that are less than \$100,000 represent separate contracts where the total contracted services with vendor exceed \$100,000

**Contract Summary Sheet
All Funds
Contracts over \$100,000**

Department	Budget Unit	Contractor	Brief Description of Service Provided or Position Held	Previous contractual amount	Proposed Contract Amount	Cumulative Contract Total
Alliance Worknet	Alliance Worknet - StanWORKs	Center for Human Services	Provides advocacy services and bridging activities for Welfare to Work clients	\$100,000 7/1/11-6/30/12 \$131,831 7/1/12-6/30/13	\$180,145 7/1/13-6/30/14	\$411,976
Alliance Worknet	Alliance Worknet - StanWORKs	Sierra Vista Child and Family Services	Provides advocacy services and bridging activities for Welfare to Work clients	\$100,000 7/1/11-6/30/12 \$106,748 7/1/12-6/30/13	\$109,476 7/1/13-6/30/14	\$316,224
Alliance Worknet	Alliance Worknet - StanWORKs	Stanislaus Literacy Center	Provides GED preparation, basic education, and limited vocational English as second language services	\$65,000 7/1/11-6/30/12 \$306,439 7/1/12-6/30/13	\$529,678 7/1/13-6/30/14	\$901,117
Alliance Worknet	Alliance Worknet - StanWORKs	Goodwill Industries	Provides advocacy services and bridging activities for Welfare to Work clients	\$0 7/1/11-6/30/12 \$150,772 7/1/12-6/30/13	\$279,013 7/1/13-6/30/14	\$429,785
Alliance Worknet	Alliance Worknet - StanWORKs	Central Valley Opportunity Center (CVOC)	Provides advocacy services and bridging activities for Welfare to Work clients	\$0 7/1/11-6/30/12 \$74,777 7/1/12-6/30/13	\$149,323 7/1/13-6/30/14	\$224,100
Behavioral Health and Recovery Services	Mental Health Services Act	Telecare Corporation	Homeless Outreach Program and Recovery Access Center	\$9,325,380 7/1/11-6/30/14	\$960,334 7/1/13-6/30/14	\$10,285,714
Community Services Agency	Services & Support	Aspiranet	Receiving Home	\$46,800 7/1/11-6/30/13	\$46,800 7/1/13-6/30/15 correction	\$93,600

*Contract totals listed that are less than \$100,000 represent separate contracts where the total contracted services with vendor exceed \$100,000

**Contract Summary Sheet
All Funds
Contracts over \$100,000**

Department	Budget Unit	Contractor	Brief Description of Service Provided or Position Held	Previous contractual amount	Proposed Contract Amount	Cumulative Contract Total
Community Services Agency	Services & Support	Children's Crisis Center	TANF Childcare slots	\$52,877 7/1/11-6/30/13	\$26,489 7/1/13-6/30/14 correction	\$79,366
Community Services Agency	Services & Support	Customer Services Advantage	Customer Service Excellence Program	\$50,625 4/1/13-9/30/13	\$299,375 4/1/13-6/30/14	\$350,000
Community Services Agency	Services & Support	Exemplar Human Services, LLC	Automation Support for Outcome Analysis	N/A	\$743,000 9/11/13-6/30/14	\$743,000
Community Services Agency	Services & Support	Nirvana Drug and Alcohol Treatment Institute	Sober Living Services	\$240,900 7/1/12-6/30/14	\$49,500 9/11/13-6/30/14 Amend to increase services	\$290,400
Community Services Agency	Services & Support	San Bernardino County	StanWORKs CIV Lobby Management	\$948,074 7/1/12-6/30/18	\$19,048 7/1/12-6/30/18	\$967,122
Health Services Agency	Public Health	PT Solutions	Physical/Occupational Therapist Temp Agency/Registry	\$0 7/1/12-6/30/13	\$291,000 7/1/13-6/30/14	\$291,000
Planning & Comm. Development	Special Revenue Grants	City of Modesto	Airport Neighbor. Urban Grant		\$100,004 5/1/13-5/1/16	\$100,004
Planning & Comm. Development	Special Revenue Grants	ICF Jones & Stokes	Prop 84 Greenhouse Gas	\$104,557 8/10/11-7/1/14	\$5,218 4/23/13-7/1/14	\$109,775
Probation	Local Community Corrections	Dependent Ranch	Second Chances Program with Thoroughbred Retirement Foundation	\$85,750 7/1/12 - 6/30/13	\$87,750 7/1/13 - 6/30/14	\$173,500
Probation	Field Services, JABG, LCC, CCP	Center for Human Services	Provide Parent Training for Fathers	\$65,000 7/1/11 - 6/30/12 \$144,250 7/1/12 - 6/30/13	\$25,000 7/1/13 - 6/30/14	\$234,250
Probation	Field Services, CCP	Stanislaus Regional 911	CAD Services		\$265,000 7/1/13 - 6/30/14	\$265,000
Probation	Local Community Corrections	El Concilio	Case management	\$0	\$150,000 7/1/13 - 6/30/14	\$150,000
Sheriff	Multiple	City of Ceres	CSO and Officer Reimbursement	\$65,000 7/01/11-6/30/13	\$100,000 7/1/13-6/30/14	\$165,000

*Contract totals listed that are less than \$100,000 represent separate contracts where the total contracted services with vendor exceed \$100,000

Contract Summary Sheet

All Funds

Contracts between \$50,000-\$100,000

Department	Budget Unit	Contractor	Brief Description of Service Provided or Position Held	Previous contractual amount	Proposed Contract Amount	Cumulative Contract Total
CEO-Risk Management	General Liability Self-Insurance	Nossaman LLP	Legal Services	\$7,000 7/1/11-6/30/13	\$70,000 7/1/13 - 6/30/14	\$77,000
Community Services Agency	Services & Support	FamiliesFirst, Inc dba EMQ FamiliesFirst	Out of County Wraparound Services	N/A	\$93,819 8/1/13-6/30/14	\$93,819
Health Services Agency	Clinic & Ancillary	Philip Verderame, M.D.	Psychiatry	\$0 7/1/11-6/30/13	\$51,500 7/1/13-6/30/14	\$51,500
Health Services Agency	Clinic & Ancillary	Manual Chua, M.D.	Psychiatry	\$0 7/1/11-6/30/13	\$50,000 7/1/13-6/30/14	\$50,000
Health Services Agency	Public Health	Edwards, Christine	Physical Therapy Manager	\$12,181 7/1/11-6/30/13	\$47,008 7/1/13-6/30/14 correction	\$59,189
Probation	Community Corrections Partnership	Friends Outside	Provide Job Readiness training	\$7,980 7/1/12 - 6/30/13	\$45,000 7/1/13 - 6/30/14	\$52,980
Probation	Community Corrections Partnership	Stanislaus Literacy Center	Provide GED Readiness courses	\$15,681 7/1/12 - 6/30/13	\$32,000 7/1/13 - 6/30/14	\$47,681
Probation	Community Corrections Partnership	Sierra Education & Counseling Services	Provide Anger Management courses	\$33,000 7/1/12 - 6/30/13	\$33,000 7/1/13 - 6/30/14	\$66,000
Probation	Community Corrections Partnership	Youth for Christ	Provide Therapeutic services	\$11,869 7/1/12 - 6/30/13	\$40,000 7/1/13 - 6/30/14	\$51,869
Probation	Community Corrections Partnership	Nirvana	Provide drug treatment	\$0	\$45,000 7/1/13 - 6/30/14	\$45,000

*Contract totals listed that are less than \$50,000 represent separate contracts where the total contracted services with the vendor exceed \$50,000



Recommended Final Budget

Fiscal Year 2013-2014

Stan Risen
Interim Chief Executive Officer



*“ . . . a county that is respected for
its service in the community and
is known as the best in America.”*

Stanislaus County Vision Statement

CEO's Message

Recommended
Final Budget
2013-2014

- **Economy continues to show modest signs of improvement - fiscal caution still necessary.**
- **Conservative budget; most increases related to additional revenue from the State and Federal government and net county cost savings.**
- **Focus on appropriate service and staffing levels, rebuilding reserves and creating capacity for future anticipated cost exposures.**

Budget Introduction

Recommended
Final Budget
2013-2014

- **Provide fiscal update since adoption of the 2013-2014 Adopted Proposed Budget.**
- **Review recommendations contained in the Final Budget.**
- **Discuss ongoing and future issues.**
- **Provide opportunity for Public Comment.**

Board Priorities

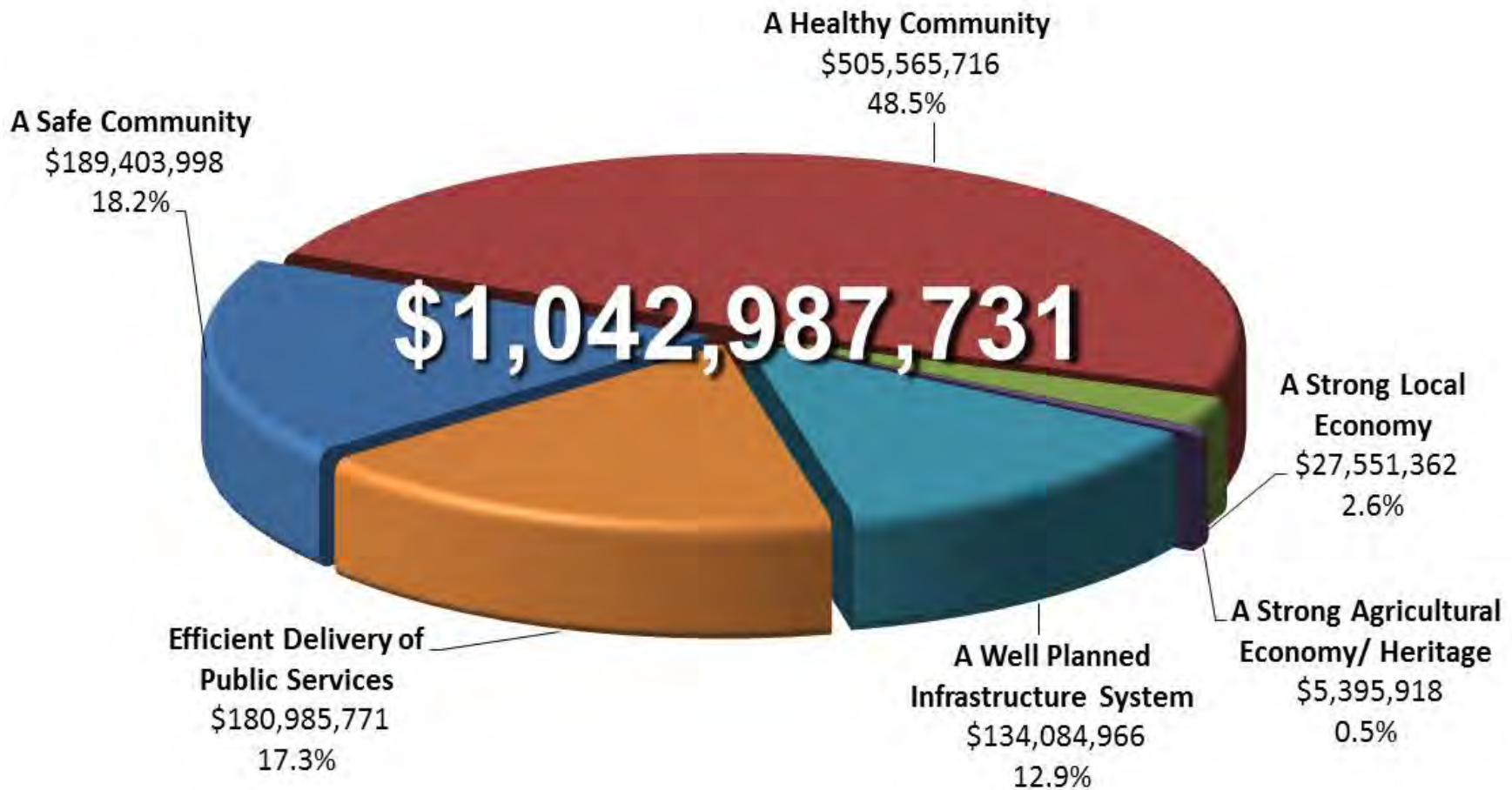
Recommended
Final Budget
2013-2014

The 2013-2014 Recommended Final Budget is organized by the seven Board of Supervisors priorities of:

- **A Safe Community**
- **A Healthy Community**
- **A Strong Local Economy**
- **Effective Partnerships**
- **A Strong Agricultural Economy/Heritage**
- **A Well Planned Infrastructure System**
- **Efficient Delivery of Public Services**

Recommended Final Budget Appropriations

Recommended
Final Budget
2013-2014



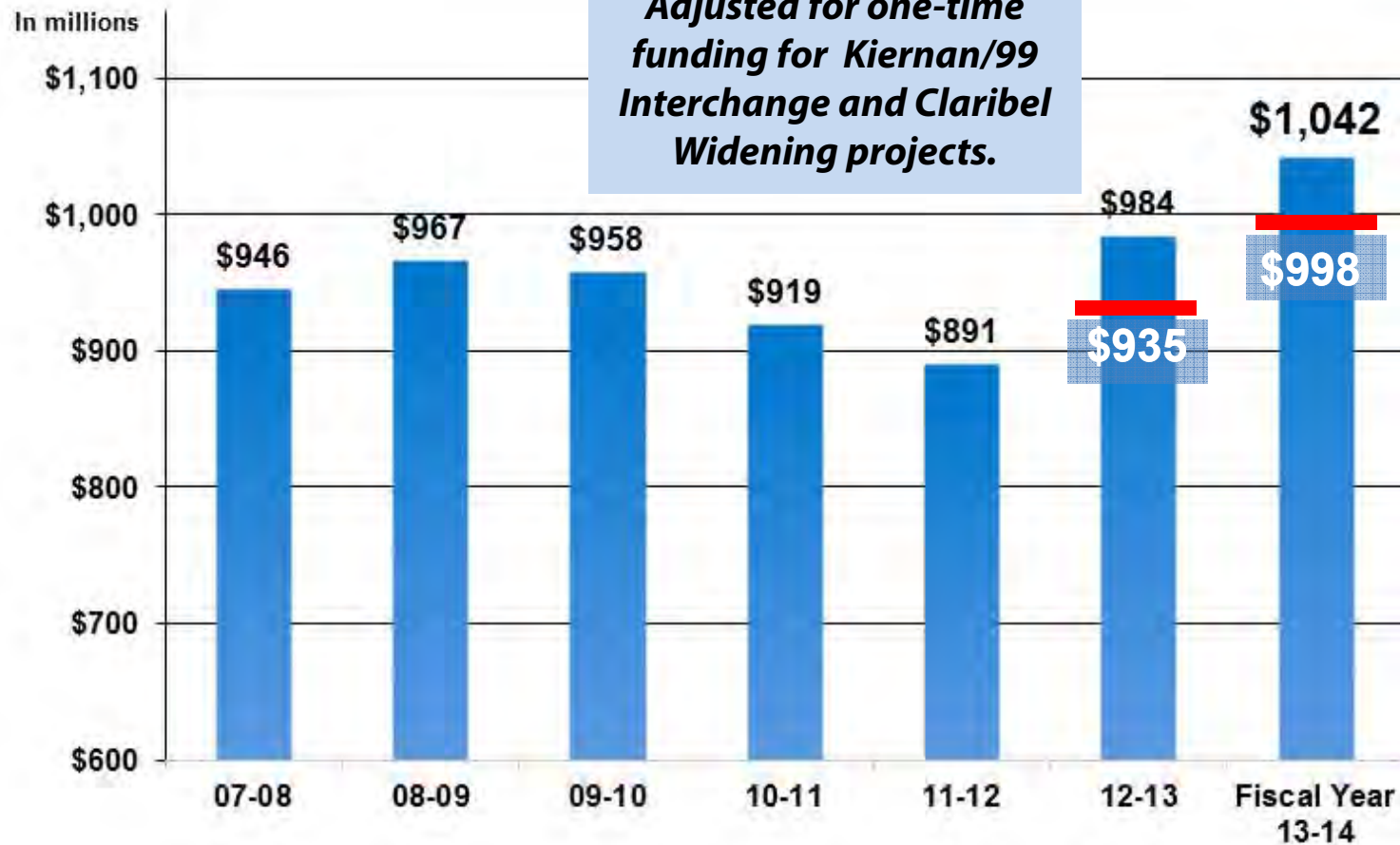
Budget Comparison

Recommended
Final Budget
2013-2014

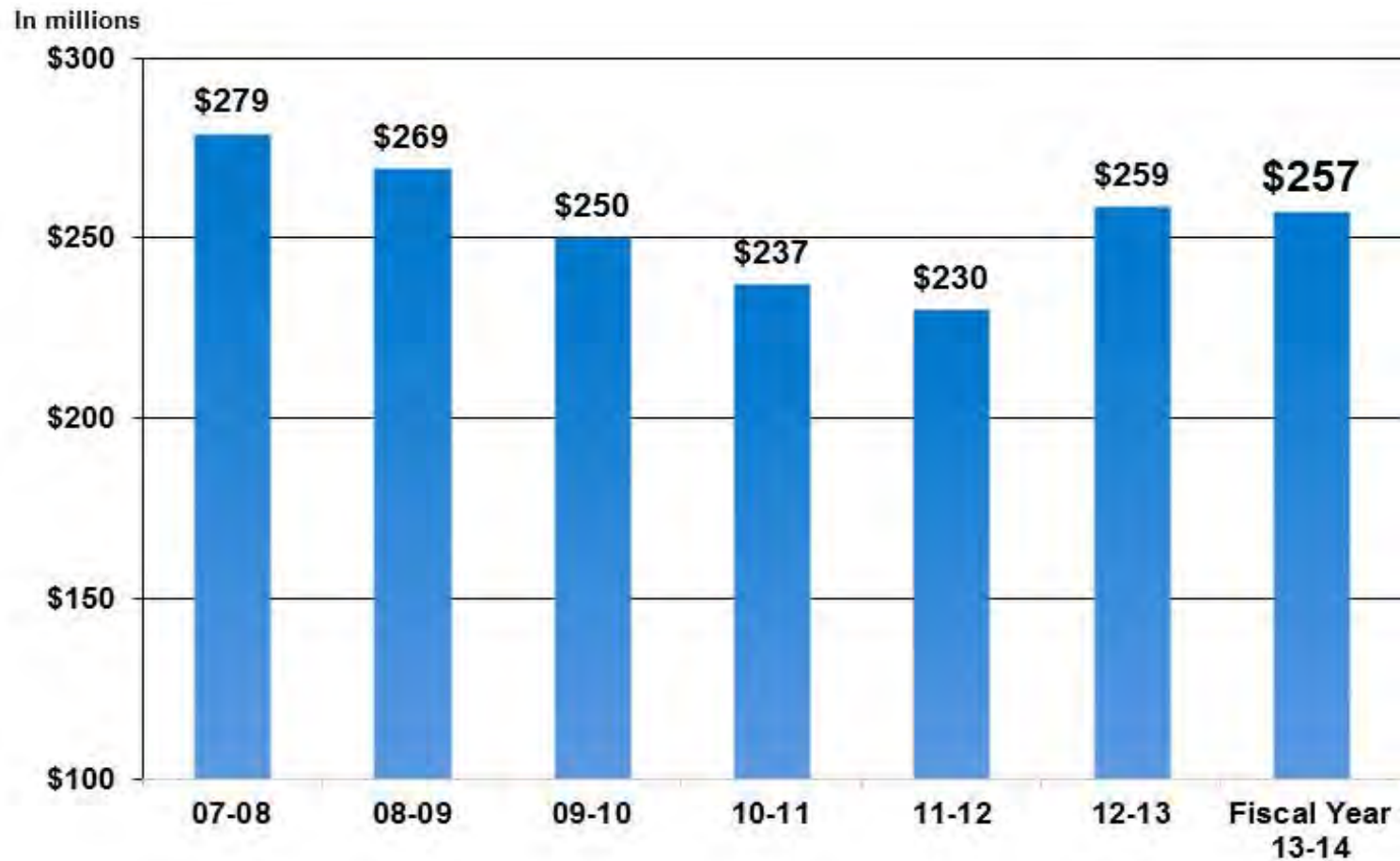
All Funds	2013-2014 Adopted Proposed Budget	2013-2014 Recommended Final Budget	Change from Adopted Proposed	
			In Dollars	Percentage
Total Appropriations	\$ 1,010,298,044	\$ 1,042,987,731	\$ 32,689,687	3.2%
Total Revenue	\$ 989,027,163	\$ 1,005,839,769	\$ 16,812,606	1.7%
Use of Fund Balance	\$ 21,270,881	\$ 37,147,962	\$ 15,877,081	74.6%

Appropriations – All Funds

Recommended
Final Budget
2013-2014



Total General Fund




General Fund – *how it's balanced*

Recommended
Final Budget
2013-2014

General Fund	FY 2012-2013 Adopted Final Budget	FY 2013-2014 Recommended Final Budget	FY 2013-2014 Final Budget with 2004 AB Refunding
Departmental Appropriations	\$ 254,272,508	\$ 252,180,430	\$ 258,106,807
Appropriations for Contingencies	4,420,864	4,420,864	4,420,864
Total Appropriations	258,693,372	256,601,294	262,527,671
Departmental Revenue	79,931,220	79,130,714	79,801,609
Net County Cost	178,762,152	177,470,580	182,726,062
Sources of Funding			
Discretionary Revenue	147,141,201	156,118,987	156,118,987
Fund Balance - Assigned 75% Carryover	13,887,741	14,762,332	14,762,332
Fund Balance - Assigned Teeter Plan	9,200,000		
Fund Balance - Unassigned	8,533,210	6,589,261	11,844,743
Total Sources of Funding	178,762,152	177,470,580	182,726,062
Balance	\$ -	\$ -	\$ -


General Fund – *how it's balanced*

Recommended
Final Budget
2013-2014

General Fund	FY 2012-2013 Adopted Final Budget	FY 2013-2014 Recommended Final Budget	FY 2013-2014 Final Budget with 2004 AB Refunding
Departmental Appropriations	\$ 254,272,508	\$ 252,180,430	\$ 258,106,807
Appropriations for Contingencies	1,170,864	4,420,864	4,420,864
Total Appropriations 	\$258,693,372	256,601,294	262,527,671
Departmental Revenue	79,931,220	79,130,714	79,801,609
Net County Cost	178,762,152	177,470,580	182,726,062
Sources of Funding			
Discretionary Revenue	147,141,201	156,118,987	156,118,987
Fund Balance - Assigned 75% Carryover	13,887,741	14,762,332	14,762,332
Fund Balance - Assigned Teeter Plan	9,200,000		
Fund Balance - Unassigned	8,533,210	6,589,261	11,844,743
Total Sources of Funding	178,762,152	177,470,580	182,726,062
Balance	\$ -	\$ -	\$ -


General Fund – *how it's balanced*

Recommended
Final Budget
2013-2014

General Fund	FY 2012-2013 Adopted Final Budget	FY 2013-2014 Recommended Final Budget	FY 2013-2014 Final Budget with 2004 AB Refunding
Departmental Appropriations	\$ 254,272,508	\$ 252,180,430	\$ 258,106,807
Appropriations for Contingencies	1,120,861	1,120,861	4,420,864
Total Appropriations 	\$258,693,372	\$256,601,294	262,527,671
Departmental Revenue	79,931,220	79,130,714	79,801,609
Net County Cost	178,762,152	177,470,580	182,726,062
Sources of Funding			
Discretionary Revenue	147,141,201	156,118,987	156,118,987
Fund Balance - Assigned 75% Carryover	13,887,741	14,762,332	14,762,332
Fund Balance - Assigned Teeter Plan	9,200,000		
Fund Balance - Unassigned	8,533,210	6,589,261	11,844,743
Total Sources of Funding	178,762,152	177,470,580	182,726,062
Balance	\$ -	\$ -	\$ -

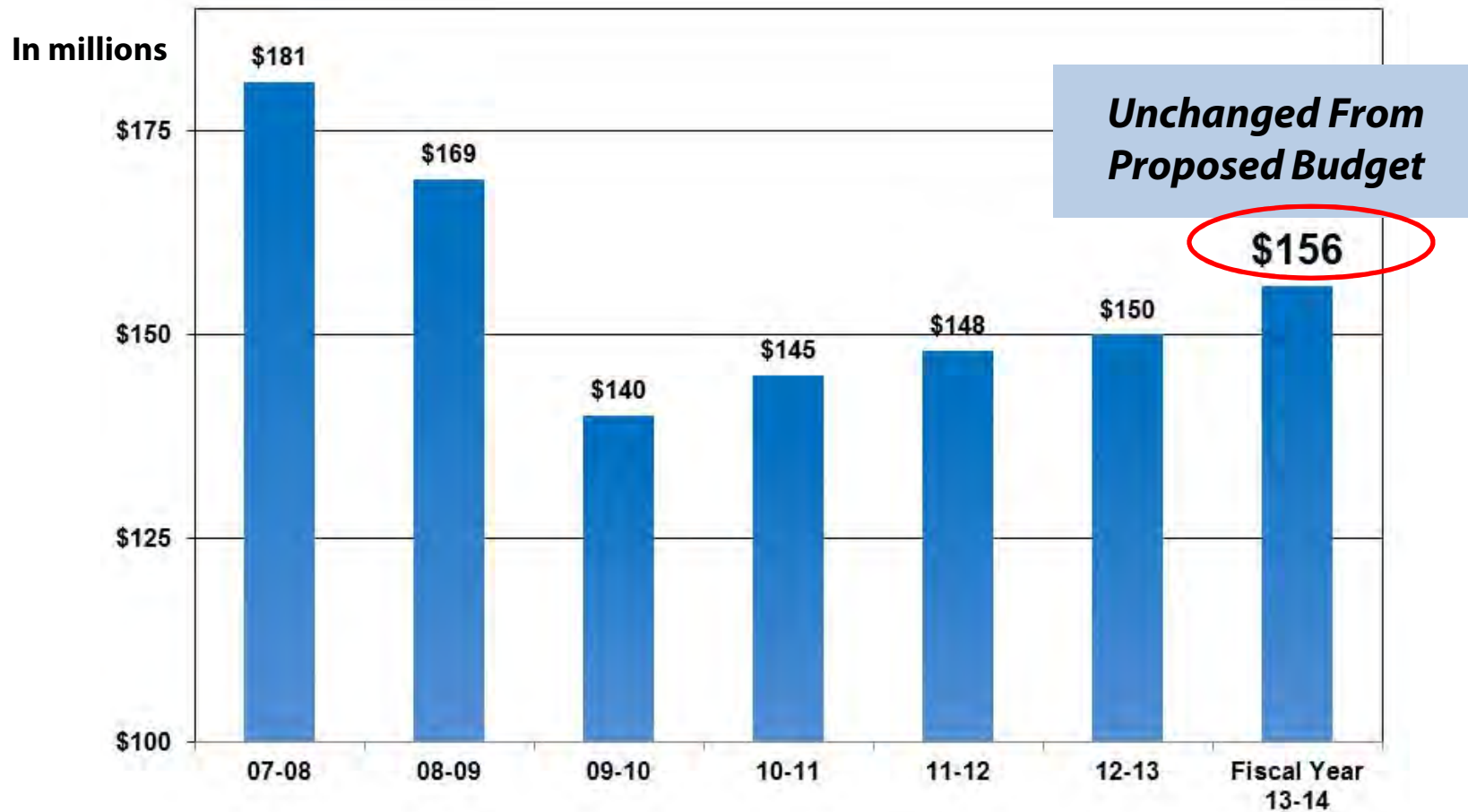
General Fund – *how it's balanced*

Recommended
Final Budget
2013-2014

General Fund	FY 2012-2013 Adopted Final Budget	FY 2013-2014 Recommended Final Budget	FY 2013-2014 Final Budget with 2004 AB Refunding
Departmental Appropriations	\$ 254,272,508	\$ 252,180,430	\$ 258,106,807
Appropriations for Contingencies	1,120,861	1,120,861	1,120,861
Total Appropriations 	\$258,693,372	\$256,601,294	<u>\$262,527,671</u>
Departmental Revenue	79,931,220	79,130,714	79,801,609
Net County Cost	178,762,152	177,470,580	182,726,062
Sources of Funding			
Discretionary Revenue	147,141,201	156,118,987	156,118,987
Fund Balance - Assigned 75% Carryover	13,887,741	14,762,332	14,762,332
Fund Balance - Assigned Teeter Plan	9,200,000		
Fund Balance - Unassigned	8,533,210	6,589,261	11,844,743
Total Sources of Funding	178,762,152	177,470,580	182,726,062
Balance	\$ -	\$ -	\$ -

Discretionary Revenue

Recommended
Final Budget
2013-2014



* FY 12-13 is adjusted for one-time funding

General Fund – *how it's balanced*

Recommended
Final Budget
2013-2014

General Fund	FY 2012-2013 Adopted Final Budget	FY 2013-2014 Recommended Final Budget	FY 2013-2014 Final Budget with 2004 AB Refunding
Departmental Appropriations	\$ 254,272,508	\$ 252,180,430	\$ 258,106,807
Appropriations for Contingencies	4,420,864	4,420,864	4,420,864
Total Appropriations	258,693,372	256,601,294	262,527,671
Departmental Revenue	79,931,220	79,130,714	79,801,609
Net County Cost	178,762,152	177,470,580	182,726,062
Sources of Funding			
Discretionary Revenue	147,141,201	156,118,987	156,118,987
Fund Balance - Assigned 75% Carryover	13,887,741	14,762,332	14,762,332
Fund Balance - Assigned Teeter Plan	9,200,000		
Fund Balance - Unassigned	8,533,210	6,589,261	11,844,743
Total Sources of Funding	178,762,152	177,470,580	182,726,062
Balance	\$ -	\$ -	\$ -

General Fund – *how it's balanced*

Recommended
Final Budget
2013-2014

General Fund	FY 2012-2013 Adopted Final Budget	FY 2013-2014 Recommended Final Budget	FY 2013-2014 Final Budget with 2004 AB Refunding
Departmental Appropriations	\$ 254,272,508	\$ 252,180,430	\$ 258,106,807
Appropriations for Contingencies	4,420,864	4,420,864	4,420,864
Total Appropriations	258,693,372	256,601,294	262,527,671
Departmental Revenue	79,931,220	79,130,714	79,801,609
Net County Cost	178,762,152	177,470,580	182,726,062
Sources of Funding			
Discretionary Revenue	147,141,201	156,118,987	156,118,987
Fund Balance - Assigned 75% Carryover	13,887,741	14,762,332	14,762,332
Fund Balance - Assigned Teeter Plan	9,200,000		
Fund Balance - Unassigned	8,533,210	6,589,261	11,844,743
Total Sources of Funding	178,762,152	\$177,470,580	<u>\$182,726,062</u>
Balance	\$ -	\$	\$

Fund Balance Adjustments

Recommended
Final Budget
2013-2014

Recommended Adjustments to General Fund:

- **\$573,000 increase for the General Fund Assigned Contingency Reserve Policy.**
- **\$1,460,000 increase for Debt Service Reserve Policy.**
- **\$410,631 decrease to Committed fund balance.**
- **\$384,546 decrease of Assigned - Other released to the Unassigned fund balance.**

Fund Balance Adjustments

Recommended
Final Budget
2013-2014

Additional Recommended Adjustments to Assigned Fund Balance:

- **\$5 million increase for the final year payoff of the refinanced 2004 series Certificates of Participation (COPs).**
- **\$2 million increase for one-time, first year costs of jail expansion.**

A Safe Community

Recommended
Final Budget
2013-2014

- **CEO-OES/Fire Warden**
- **CEO-Capital Projects**
- **CEO-County Operations**
- **District Attorney**
- **Grand Jury**
- **Integrated Criminal Justice Information System (ICJIS)**
- **Probation**
- **Public Defender**
- **Sheriff**

Total Increase: \$17,595,792

A Safe Community

Recommended
Final Budget
2013-2014

CHIEF EXECUTIVE OFFICE

- **\$32,679 decrease in appropriations and estimated revenue in the CEO-OES/Fire Warden budget due to the true-up of Homeland Security Grants.**
- **\$366,773 in Net County Cost Savings for CEO-OES/Fire Warden.**

A Safe Community

Recommended
Final Budget
2013-2014

CHIEF EXECUTIVE OFFICE

- **\$58,116 increase in appropriations in the CEO-Jail Medical Program related to the opening of Unit 2 of the Public Safety Center.**

A Safe Community

Recommended
Final Budget
2013-2014

DISTRICT ATTORNEY

- **\$367,000 increase in appropriations and estimated revenue for the District Attorney to reflect changes within Phase III of the Community Corrections Partnership.**
- **\$570,840 in Net County Cost Savings for District Attorney.**

A Safe Community

Recommended
Final Budget
2013-2014

DISTRICT ATTORNEY

- **It is recommended to add a new classification titled Victim Advocate I/II (block-budgeted) and reclassify all eight Interviewer I/II positions to the new classification at the DA's office.**
- **This will allow the Victim Advocates to work within a more appropriate classification, based on the knowledge, skills and abilities required of the position.**

A Safe Community

Recommended
Final Budget
2013-2014

PROBATION DEPARTMENT

- **\$5,721,180 increase in appropriations and estimated revenue for Probation Department to reflect changes within Phase III of the Community Corrections Partnership.**
- **\$1,694,133 in Net County Cost Savings for Probation Department.**

A Safe Community

Recommended
Final Budget
2013-2014

PUBLIC DEFENDER

- **\$275,000 increase in appropriations and estimated revenue for the Public Defender to reflect changes within Phase III of the Community Corrections Partnership.**
- **\$240,785 in Net County Cost Savings for Public Defender.**
- **\$90,000 increase in appropriations and estimated revenue for Indigent Defense.**

A Safe Community

Recommended
Final Budget
2013-2014

SHERIFF'S DEPARTMENT

- **\$1,394,100 increase in appropriations and estimated revenue for Sheriff's Department to reflect changes within Phase III of the Community Corrections Partnership.**
- **\$6,850,544 in Net County Cost Savings for Sheriff's Department.**
- **Sheriff's Department is requesting to unfund two vacant positions for Riverbank in Contract Cities budget.**

Strong Local Economy

Recommended
Final Budget
2013-2014

- **Alliance Worknet**
- **CEO-Economic Development Bank**
- **Library**

Total Increase: \$1,599,572

Strong Local Economy

Recommended
Final Budget
2013-2014

ALLIANCE WORKNET

- **\$217,928 decrease in appropriations and \$672,075 decrease in estimated revenue due to reduced grant funding; use of fund balance to cover cost increases associated with the 1% salary restoration in Alliance Worknet.**
- **\$1,817,500 increase in appropriations and estimated revenue in Alliance Worknet-StanWORKs due to increased funding for employment contracts with CSA.**

Strong Local Economy

Recommended
Final Budget
2013-2014

ALLIANCE WORKNET

- **Alliance Worknet is requesting to add six new positions to provide employment services via StanWORKs funded by a CSA Welfare-to-Work agreement.**

Strong Agricultural Economy/Heritage

Recommended
Final Budget
2013-2014

- **Agricultural Commissioner**
- **Cooperative Extension**

Total Increase: \$1,055,056

Strong Agricultural Economy/Heritage

Recommended
Final Budget
2013-2014

AGRICULTURAL COMMISSIONER

- **\$58,208 decrease in appropriations and estimated revenue due to decreased State funding for several programs.**
- **\$1,066,337 in Net County Cost Savings for Agricultural Commissioner.**

COOPERATIVE EXTENSION

- **\$1,300 estimated revenue decrease due to decrease in funding from San Joaquin County for Livestock Advisor vehicle use.**
- **\$48,227 in Net County Cost Savings for Cooperative Extension.**

A Well Planned Infrastructure System

Recommended
Final Budget
2013-2014

- **Environmental Resources**
- **Parks and Recreation**
- **Planning and Community Development**
- **Public Works**

Total Increase: \$2,483,382

A Well Planned Infrastructure System

Recommended
Final Budget
2013-2014

ENVIRONMENTAL RESOURCES

- **\$358,590 increase in appropriations due to clean up and corrective action at Geer Road Landfill and a revenue increase of \$840 in Beverage Container Recycling program.**
- **Environmental Resources is requesting to unfund one vacant position in the Fink Road Landfill Budget.**

A Well Planned Infrastructure System

Recommended
Final Budget
2013-2014

PARKS AND RECREATION

- **\$4,315 decrease in appropriations in the Fish and Wildlife budget.**
- **\$544,993 in Net County Cost Savings for Parks and Recreation.**

A Well Planned Infrastructure System

Recommended
Final Budget
2013-2014

PLANNING & COMMUNITY DEVELOPMENT

- **\$360,490 increase in appropriations and estimated revenue in Special Revenue Grants due to a \$415,505 increase in Community Development Block Grant (CDBG) funding and a \$55,015 decrease in the Emergency Solutions Grant allocation.**
- **\$403,624 in Net County Cost Savings for Planning and Community Development.**

A Well Planned Infrastructure System

Recommended
Final Budget
2013-2014

PUBLIC WORKS

- **\$725,000 increase in appropriations and an increase of \$1,089,436 in estimated revenue in Road and Bridge as a result of increased revenue from Local Transportation Funds and PG&E mitigation funds.**

A Well Planned Infrastructure System

Recommended
Final Budget
2013-2014

PUBLIC WORKS

- **\$95,000 increase in appropriations in Morgan Shop for purchase of three alternative fuel vehicles partially offset by a \$60,000 grant from the San Joaquin Valley Air Pollution Control District.**

A Well Planned Infrastructure System

Recommended
Final Budget
2013-2014

PUBLIC WORKS

- **Public Works is requesting to restore one unfunded Sr. Engineering/Surveying Technician in Engineering to provide encroachment inspection services funded through inspection fees.**

A Healthy Community

Recommended
Final Budget
2013-2014

- **Area Agency on Aging/Veterans' Services**
- **Behavioral Health and Recovery Services**
- **Child Support Services**
- **Children and Families Commission**
- **Community Services Agency**
- **Health Services Agency**

Total Increase: \$6,122,960

A Healthy Community

Recommended
Final Budget
2013-2014

AREA AGENCY ON AGING/VETERANS' SERVICES

- **\$24,949 increase in appropriations and estimated revenue in Area Agency on Aging - Veterans' Services due to increased funding from the California Department of Aging.**
- **\$19,748 in Net County Cost Savings for Area Agency on Aging - Veterans' Services.**

A Healthy Community

Recommended
Final Budget
2013-2014

BEHAVIORAL HEALTH & RECOVERY SERVICES

- **\$129,577 increase in appropriations and estimated revenue from Mental Health Services Act funding for innovations projects.**

A Healthy Community

Recommended
Final Budget
2013-2014

- **Most significant change in Recommended Final Budget is to implement Health Care Reform and the State's Medi-Cal Expansion Plan.**
- **These actions will have a significant fiscal and policy impact on the County's responsibility for the medically indigent and how eligibility and coverage are provided in the future.**
- **Impacts both the Community Services Agency and the Health Services Agency.**

A Healthy Community

Recommended
Final Budget
2013-2014

COMMUNITY SERVICES AGENCY

- **Recommended Final Budget begins implementation of Health Care Reform and the State's Medi-Cal Expansion to transition County Responsible patients to Medi-Cal.**
- **\$5,992,522 increase in appropriations and estimated revenue for the Community Services Agency related to StanWORKs and Health Care Reform.**

A Healthy Community

Recommended
Final Budget
2013-2014

COMMUNITY SERVICES AGENCY

- **Community Services Agency is requesting to add 15 new positions and to transition 13 positions from the Health Services Agency. 27 of the positions are a result of Health Care Reform.**
- **Staffing changes reflect the shift in workload from the Indigent Health Care program to the Community Services Agency.**

A Healthy Community

Recommended
Final Budget
2013-2014

HEALTH SERVICES AGENCY

- **As a result of Health Care Reform, it is projected that 90% of Medically Indigent Adults will shift to Medi-Cal.**
- **The County anticipates a significant shift in funding and exposures to the General Fund.**

A Healthy Community

Recommended
Final Budget
2013-2014

HEALTH SERVICES AGENCY

- **\$3,252,359 decrease in appropriations and estimated revenue in the HSA-Indigent Health Care Program due to the redirection of realignment funds to the State as a result of Health Care Reform.**
- **\$3,208,523 increase in appropriations and estimated revenue in HSA-Clinics & Ancillary Services for Intergovernmental Transfer.**

A Healthy Community

Recommended
Final Budget
2013-2014

HEALTH SERVICES AGENCY

- **In addition to the 13 positions transferred to CSA, HSA is requesting to delete seven vacant positions. HSA is also requesting to delete one filled position through a Reduction-in-Force.**
- **Authorize the Chief Executive Office to take all necessary personnel actions to implement the recommended changes.**

A Healthy Community

Recommended
Final Budget
2013-2014

- **The 2013-2014 Recommended Final Budget reflects the start of the implementation of Health Care Reform in California.**
- **On September 10, the Board will also consider the selection of the State Option for Realignment funds for Stanislaus County.**

A Healthy Community

Recommended
Final Budget
2013-2014

- **Future considerations will include program and fiscal decisions to reflect the implementation of this significant shift in national health care policy and its implementation at the County government level in California.**

Efficient Delivery of Public Services

Recommended
Final Budget
2013-2014

- **Assessor**
- **Auditor-Controller**
- **Board of Supervisors**
- **Chief Executive Office**
- **Clerk-Recorder**
- **County Counsel**
- **General Services Agency**
- **Strategic Business
Technology**
- **Treasurer-Tax Collector**

Total Increase: \$3,832,925

Efficient Delivery of Public Services

Recommended
Final Budget
2013-2014

ASSESSOR

- **\$50,090 increase in appropriations in Assessor's Office to fund the 1% salary restoration funded from an additional contribution from the General Fund.**

AUDITOR-CONTROLLER

- **\$35,340 increase in appropriations and estimated revenue in Auditor-Controller as a result of various adjustments due to the availability of new information and the 1% salary restoration.**
- **\$396,371 in Net County Cost Savings for Auditor-Controller.**

Efficient Delivery of Public Services

Recommended
Final Budget
2013-2014

COUNTY COUNSEL

- **\$338,389 increase in appropriations offset by \$84,281 in estimated revenue and an additional \$254,108 contribution from the General Fund for County Counsel to maintain current staffing levels.**

Efficient Delivery of Public Services

Recommended
Final Budget
2013-2014

CHIEF EXECUTIVE OFFICE

- **\$1,633,222 in Net County Cost Savings for Chief Executive Office (Operations & Risk Management).**
- **CEO - Operations and Services is requesting to restore one unfunded Deputy Executive Officer position with primary responsibility for the County budget.**

CHIEF EXECUTIVE OFFICE

- **CEO – Risk Management is requesting to restore one position and reclassify upward to Manager III to provide oversight of the employee benefits program and Health Care Reform changes.**
- **\$72,000 increase in appropriations and \$48,400 increase in estimated revenue to fund the restored position and the 1% salary restoration.**

Efficient Delivery of Public Services

Recommended
Final Budget
2013-2014

CHIEF EXECUTIVE OFFICE

- **\$125,000 increase in appropriations and estimated revenue in CEO-Plant Acquisition, funded by insurance proceeds from 2010 Honor Farm fire, to secure Grayson Honor Farm site until the disposition is completed.**

Efficient Delivery of Public Services

Recommended
Final Budget
2013-2014

CHIEF EXECUTIVE OFFICE

- **\$120,000 increase in appropriations in CEO-County Facilities funded by an additional contribution from the General Fund to make repairs and improvements at the Keyes Community Center to address safety concerns.**

GENERAL SERVICES AGENCY

- **\$5,089 increase in appropriations and estimated revenue for GSA-Administration due to 1% salary restoration.**
- **\$50,414 increase in appropriations in GSA-Facilities Maintenance due to the 1% salary restoration and retirement cashouts funded by department retained earnings.**

Efficient Delivery of Public Services

Recommended
Final Budget
2013-2014

GENERAL SERVICES AGENCY

- **\$72,416 increase in GSA-Fleet Services due to the 1% salary restoration and retirement cashouts funded by department retained earnings.**

GENERAL SERVICES AGENCY

- **For Fiscal Year 2013-2014, departments are requesting a total of 40 vehicle acquisitions. This is an increase of eight vehicles from the Adopted Proposed Budget.**
- **The additional eight vehicles have been requested by CSA and would be funded through a five-year lease-to-purchase agreement.**

ADDITIONAL NET COUNTY COST SAVINGS

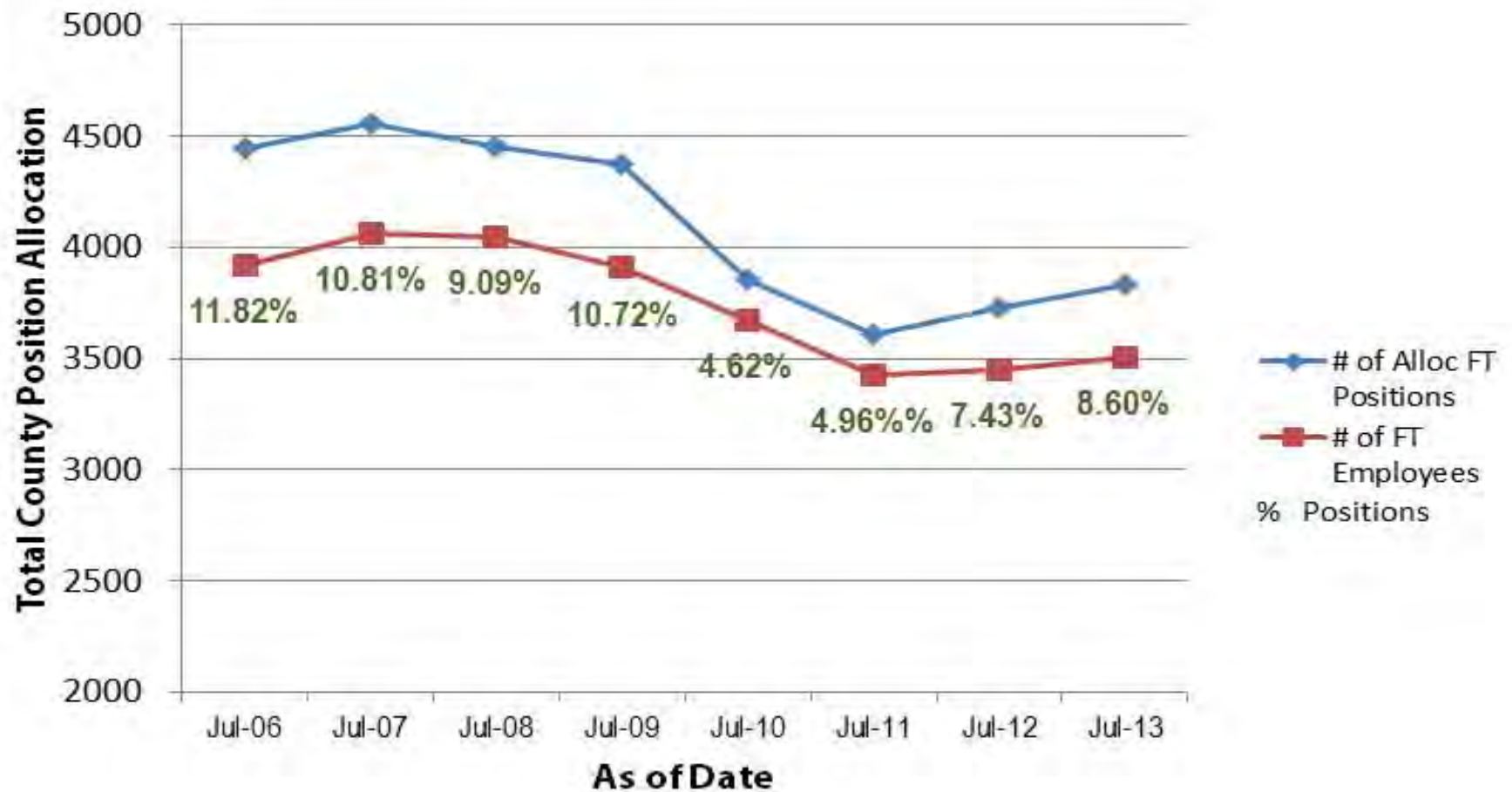
- **\$123,742 in Net County Cost Savings for Board of Supervisors.**
- **\$169,729 in Net County Cost Savings for Clerk-Recorder.**
- **\$633,264 in Net County Cost Savings for Treasurer-Tax Collector.**

Staffing – Recommended Positions

Recommended
Final Budget
2013-2014

	Allocated Positions
2013-2014 Adopted Proposed Budget	3,897
Positions Added after Adopted Proposed Budget	10
Total Current Authorized Positions	3,907
2013-2014 Final Budget Recommendation	13
TOTAL RECOMMENDED AUTHORIZED POSITIONS AS OF 09/10/13	3,920

Staffing – *Allocated Positions vs. Full Time Employees*



Workforce Considerations

Recommended
Final Budget
2013-2014

Maintaining a strong and effective workforce is essential to serve our community. County employees are the County's most important asset. We must remain focused on impacts to staff and County resulting from:

- **Labor Agreements**
- **Retirement costs**
- **Health Insurance costs**
- **Training and Development**
- **Succession Planning**

Public Safety Considerations

Recommended
Final Budget
2013-2014

- **The State continues to struggle with prison issues and has announced they will be early releasing more than 9,000 additional State prisoners in compliance with a court order.**
- **The County continues to struggle with the impacts of public safety realignment, the lack of jail beds and increasing number of prisoners being sent to the County.**

Public Safety Considerations

Recommended
Final Budget
2013-2014

- **The County jail expansion is expected to be completed in 2017, but will require significant additional annual operating costs, currently estimated at \$10 million for sworn staffing.**
- **Funding strategy includes:**
 - **Use of one-time funds for final year of 2004 A & B refunding pay-off, which will free up approximately \$5 million in operating capital.**
 - **Community Corrections Partnership funding.**

MENTAL HEALTH CARE

- **The shortage of mental health care services and increasing costs are ongoing challenges. Construction of the Psychiatric Health Facility (PHF) is scheduled for completion in February 2014. Construction costs will be closely watched.**

MENTAL HEALTH CARE

- **A new agreement is being negotiated with Doctors Behavioral Health Center and possibly with Merced County for lower cost PHF beds as well as an interim Crisis Intervention Program adjacent to Doctors Medical Center.**

HEALTH CARE REFORM

- **It is anticipated implementation of the Federal Patient Protection and Affordable Care Act, the Medi-Cal program expansion and redirection of County Health Realignment funds will create a significant exposure to the County.**
- **Health Services Agency, Behavioral Health and Recovery Services, Community Services Agency and Chief Executive Office staff continue to monitor this.**

Veterans' Facility Master Plan

Recommended
Final Budget
2013-2014

- **The Board of Supervisors recently approved the Veterans' Facility Master Plan and directed staff to develop a specific facility plan returning to the Board this fall. Staff is working with the Veterans' Advisory Commission to identify options for a public and private strategy.**

Effective Partnership Recognition

Recommended
Final Budget
2013-2014

- **The Board of Supervisors has awarded this year's honors to the Community Services Agency in the non-governmental agencies/organization category and to Public Works-Geographic Information System (GIS) program in the intergovernmental partnership category.**

Effective Partnership Recognition

Recommended
Final Budget
2013-2014

- **Since then, CSAC has selected the Clean and Sober Partnership for its highest program recognition, the Innovations Award, in recognition of this unique and powerful partnership in Stanislaus County.**

StanCounty.com/budget

Recommended
Final Budget
2013-2014



The screenshot shows the Stanislaus County website interface. At the top, there are navigation tabs for HOME, VISITORS, DOING BUSINESS, COUNTY SERVICES, and ONLINE SERVICES. Below these is a search bar and a shortcut menu. The main content area features a sidebar with a menu and a main section titled "Stanislaus County Sites of Interest". A red arrow points from the "County Sites of Interest" menu item to the "County Budget" link in the list.

HOME VISITORS DOING BUSINESS COUNTY SERVICES ONLINE SERVICES

Stanislaus County Search... Go Shortcut Menu Go

STANISLAUS COUNTY

- Departments
- Services
- County Sites of Interest
- Job Opportunities
- Stanislaus County Home

Stanislaus County Sites of Interest

- [Board Priorities](#) [PDF]
- [County Budget](#)
- [Capital Projects](#)
- [Economic Development](#)
- [Education and Training](#)
- [GIS - Geographical Information Systems](#)
- [Health & Safety](#)
- [HIPAA - Health Insurance Portability & Accountability Act](#)
- [Job Opportunities](#)
- [Living and Working](#)

© Copyright Stanislaus County all rights reserved

[StanCounty Calendar](#) | [Board of Supervisors](#) | [MYTV](#) | [Emergency Preparedness](#) | [Newsroom](#)
[Privacy Policy](#) | [Copyright Information](#) | [Disclaimer](#) | [Contact](#)



Staff Recommendations

Recommended
Final Budget
2013-2014

- 1) Accept the Recommended Final Budget for Fiscal Year 2013-2014 from the Interim Chief Executive Officer.**
- 2) Conduct the scheduled Public Hearing at 9:05 a.m. on September 10, 2013, to receive public comment and input on the proposed spending plan.**

Staff Recommendations

Recommended
Final Budget
2013-2014

- 3) Direct and approve any changes the Board of Supervisors chooses to make to the Recommended Final Budget; and then adopt the Recommended Final Budget for 2013-2014.**
- 4) Authorize the Interim Chief Executive Officer and the Auditor-Controller to make the necessary technical adjustments to implement the Adopted Final Budget.**

Staff Recommendations

Recommended
Final Budget
2013-2014

- 5) Direct the Interim Chief Executive Officer and the Auditor-Controller to prepare the Adopted Final Budget document in accordance with State law and submit it to the State Controller prior to December 1, 2013.**
- 6) Authorize the Auditor-Controller to release \$410,631 of Committed Fund Balance to the Unassigned Fund Balance for a payment made in Fiscal Year 2012-2013.**

Staff Recommendations

Recommended
Final Budget
2013-2014

- 7) Authorize the Auditor-Controller to establish two new General Fund assignments, totaling \$7,027,425 from the General Fund Unassigned Fund Balance:**
- \$2 million for one-time start-up costs associated with the first year of operation of the AB900 Phase II Jail Expansion project; and**
 - \$5,027,425 to pay off the final year (2017-2018) of the 2013 Lease Refunding debt.**

Staff Recommendations

Recommended
Final Budget
2013-2014

- 8) Authorize the Auditor-Controller to make the recommended adjustments in the General Fund fund balance categories as part of the 2013-2014 Final Budget balancing strategies.**

Staff Recommendations

Recommended
Final Budget
2013-2014

- 9) Amend the Salary and Position Allocation Resolution to reflect the recommended changes in the Recommended Final Budget, (as outlined in the Staffing Impacts section of this report and detailed in Attachment B) to be effective with the start of the first pay period beginning after September 21, 2013, or as otherwise indicated in Staffing Attachment B.**

Staff Recommendations

Recommended
Final Budget
2013-2014

10) Approve the reduction-in-force of one filled position in the Health Services Agency's Indigent Health Care Program budget effective January 11, 2014, and other related actions necessary to transition staff currently assigned to the Health Services Agency's Indigent Health Care Program to the Community Services Agency to support the impacts of Health Care Reform.

Staff Recommendations

Recommended
Final Budget
2013-2014

11) Approve contracts and/or agreements listed on Attachment C in cumulative amounts of \$100,000 or greater as of July 1, 2011, and authorize the General Services Agency Director/Purchasing Agent to sign.



Questions?