

THE BOARD OF SUPERVISORS OF THE COUNTY OF STANISLAUS
ACTION AGENDA SUMMARY

DEPT: Chief Executive Office

BOARD AGENDA # 9:05 A.M.

Urgent Routine

AGENDA DATE June 5, 2012

CEO Concurs with Recommendation YES NO
(Information Attached)

4/5 Vote Required YES NO

SUBJECT:

Public Hearing to Consider the Adoption of the Recommended Proposed Budget for Budget Year 2012-2013 and Related Actions. This Public Hearing May be Continued to the Following Days if Needed: June 6, 2012, at 9:00 a.m. and June 7, 2012, at 9:00 a.m.

STAFF RECOMMENDATIONS:

1. Accept the Recommended Proposed Budget for Budget Year 2012-2013 from the Chief Executive Officer.
2. Conduct the scheduled Public Hearing at 9:05 a.m. on June 5, 2012, and if necessary, continue to June 6, 2012 and June 7, 2012 at 9:00 a.m., to receive public comment and input on the proposed spending plan.
3. Direct and approve any changes the Board of Supervisors choose to make to the Recommended Proposed Budget for Budget Year 2012-2013; and then adopt the Recommended Proposed Budget for Budget Year 2012-2013.

(Continued on Page 2)

FISCAL IMPACT:

The Recommended Proposed Budget totals \$954,127,961 and reflects an increase of approximately 7% for all funds as compared to the 2011-2012 Adopted Final Budget of \$891,127,103. The increase is attributable to additional appropriations of \$48.5 million in the Public Works - Roads and Bridge budget, for two critical projects scheduled to begin construction in Budget Year 2012-2013. Without these two projects, the Proposed Budget would have only increased by 1.6%. The General Fund totals \$237,029,338 which has increased approximately 3% from the 2011-2012 Adopted Final Budget of \$230,029,775.

(Continued on Page 2)

BOARD ACTION AS FOLLOWS:

No. 2012-280

On motion of Supervisor Withdraw, Seconded by Supervisor De Martini
and approved by the following vote,

Ayes: Supervisors: Chiesa, Withdraw, Monteith, De Martini, and Chairman O'Brien

Noes: Supervisors: None

Excused or Absent: Supervisors: None

Abstaining: Supervisor: None

1) X Approved as recommended

2) _____ Denied

3) _____ Approved as amended

4) _____ Other:

MOTION:

Christine Ferraro

ATTEST: CHRISTINE FERRARO TALLMAN, Clerk

File No.

Public Hearing to Consider the Adoption of the Recommended Proposed Budget for Budget Year 2012-2013 and Related Actions. This Public Hearing May be Continued to the Following Days if Needed: June 6, 2012, at 9:00 a.m. and June 7, 2012, at 9:00 a.m.

Page 2

STAFF RECOMMENDATIONS: (Continued)

4. Authorize the Chief Executive Officer and the Auditor-Controller to make the necessary technical adjustments to implement the approved Recommended Proposed Budget.
5. Approve the modification of public operating hours in the Planning Department from 8:00 a.m. – 5 p.m. to 8:30 a.m. – 4:30 p.m.
6. Approve contracts and/or agreements listed on Attachment B in cumulative amounts of \$100,000 or greater since July 1, 2010, and authorize the General Services Agency Director/Purchasing Agent to sign.
7. Amend the Salary and Position Allocation Resolution to reflect the recommended changes for the 2012-2013 Recommended Proposed Budget, (as outlined in the Staffing Impacts section of this report and detailed in Attachment A) to be effective with the start of the first pay period beginning after July 1, 2012.
8. Direct the Chief Executive Officer to prepare the Recommended Final Budget and set the Public Hearing for consideration of the Final Budget on September 11, 2012 at 9:05 a.m. and, if necessary, continue to September 12, 2012 and September 13, 2012, at 9:00 a.m.

FISCAL IMPACT: (Continued)

The 2012-2013 Recommended Proposed Budget is recommended to be an interim-spending plan for Stanislaus County operations until a 2012-2013 Recommended Final Budget is adopted on September 11, 2012.

General Fund

The recommended General Fund totals \$237,029,338, which is funded by \$75,288,137 in departmental revenue, \$147,141,201 in discretionary revenue, \$5,400,000 in unassigned fund balance, and the use of \$9,200,000 from the Teeter Plan assigned fund balance. Overall, the General Fund budget is approximately \$7 million more than the 2011-2012 Adopted Final Budget.

For Budget year 2012-2013, departments were issued the same level of General Fund contribution they received in Fiscal Year 2011-2012. Adjustments were made for mandated/contractual increases, one-time funding and changes in General Services Agency (GSA) charges. These adjustments resulted in an overall decrease in the level of Net County Cost of over \$400,000. From this base level of funding, the Proposed Budget recommends an additional \$7.3 million of funding for the following:

- County Match Contingency of \$4,420,864 to address emergencies and other unanticipated expenses;

Public Hearing to Consider the Adoption of the Recommended Proposed Budget for Budget Year 2012-2013 and Related Actions. This Public Hearing May be Continued to the Following Days if Needed: June 6, 2012, at 9:00 a.m. and June 7, 2012, at 9:00 a.m.

Page 3

- \$500,000 for Americans with Disability Act (ADA) evaluation and assessment of existing County facilities needs and immediate renovation of significant needs to ensure compliance with the accessibility requirements;
- \$500,000 additional funding for critical deferred maintenance of aging county facilities that were postponed as the County dealt with significant losses in discretionary revenue and with the implementation of a multi-year budget balancing strategy;
- \$1,454,825 for critical repairs of the roof and heating, air conditioning, and ventilation (HVAC) system at the Probation administration and Juvenile Hall facility. The total cost for this General Fund obligation is estimated at \$4.1 million and additional funding will be required for the project;
- An additional \$268,983 for election supplies costs and equipment associated with the preparation and printing of the sample ballot pamphlets and ballots for each registered voter in Stanislaus County;
- The projected declining caseload in the CSA – General Assistance budget, results in a \$210,501 estimated General Fund savings. CSA is requesting an operating transfer out of \$210,501 reducing the unmet need for County General Fund Mandated Match in Public Economic Assistance - Foster Care. A need still exists in the CSA – Public Economic Assistance budget; therefore to offset this need, the Department is requesting an increase of \$210,501 from the General Assistance savings in the County General Fund Mandated Match budget;
- One other technical adjustment for mandated County Match includes the 12th street office building (maintenance agreement) funding of \$3,459;

The General Fund funds local services such as public safety, parks and recreation, planning and community development, justice administration, tax assessment and collection, legislation and administrative services and a host of other vital services. The revenue used to pay for these services comes primarily from local taxes such as property tax, sales tax, franchise fees, charges for services, and a variety of other discretionary sources. Included in the General Fund is the Debt Service budget that provides funding for annual County debt obligations of approximately \$10.8 million. Also included is Appropriations for Contingencies recommended at a funding level of \$4.4 million that serves as the contingency fund for the organization to provide for emergency needs and unanticipated and/or unbudgeted exposures for the entire fiscal year.

Discretionary Revenue

Revenue available to fund programs at the Board of Supervisors' discretion is referred to as Discretionary Revenue. The majority of discretionary revenue in the 2012-2013 Recommended Proposed Budget supports funding for public safety and criminal justice services for the Sheriff, Probation, District Attorney and Public Defender as well as government-related services such as the Chief Executive Office, Assessor and the Agricultural Commissioner Department. Health and Human Services departments use discretionary revenue to support maintenance of effort requirements for leveraging additional revenue for Federal and State supported programs.

Public Hearing to Consider the Adoption of the Recommended Proposed Budget for Budget Year 2012-2013 and Related Actions. This Public Hearing May be Continued to the Following Days if Needed: June 6, 2012, at 9:00 a.m. and June 7, 2012, at 9:00 a.m.

Page 4

The 2012-2013 Recommended Proposed Budget recommends discretionary revenue of \$147,141,201. This is an increase in discretionary revenue of \$7.1 million when compared to the Fiscal Year 2011-2012 Final Adopted Budget, but an overall increase of \$1.6 million when compared to the Fiscal Year 2011-2012 Budget as adjusted at Mid-Year. This projected increase is primarily attributed to increases in sales related tax revenues. Property tax revenue has not yet recovered from several years of decreases, but for the first time in five years the County Assessor is not projecting a significant decrease in overall assessed property values. Early projections suggest a minimal change to the assessment roll, in contrast to the cumulative drop of approximately 21% in the assessment roll over the past four years.

Adjustments may be included as part of the Final Budget as final amounts are received during the year-end close or with the Mid-Year Financial Report, when six months of activity will be available for Budget Year 2012-2013.

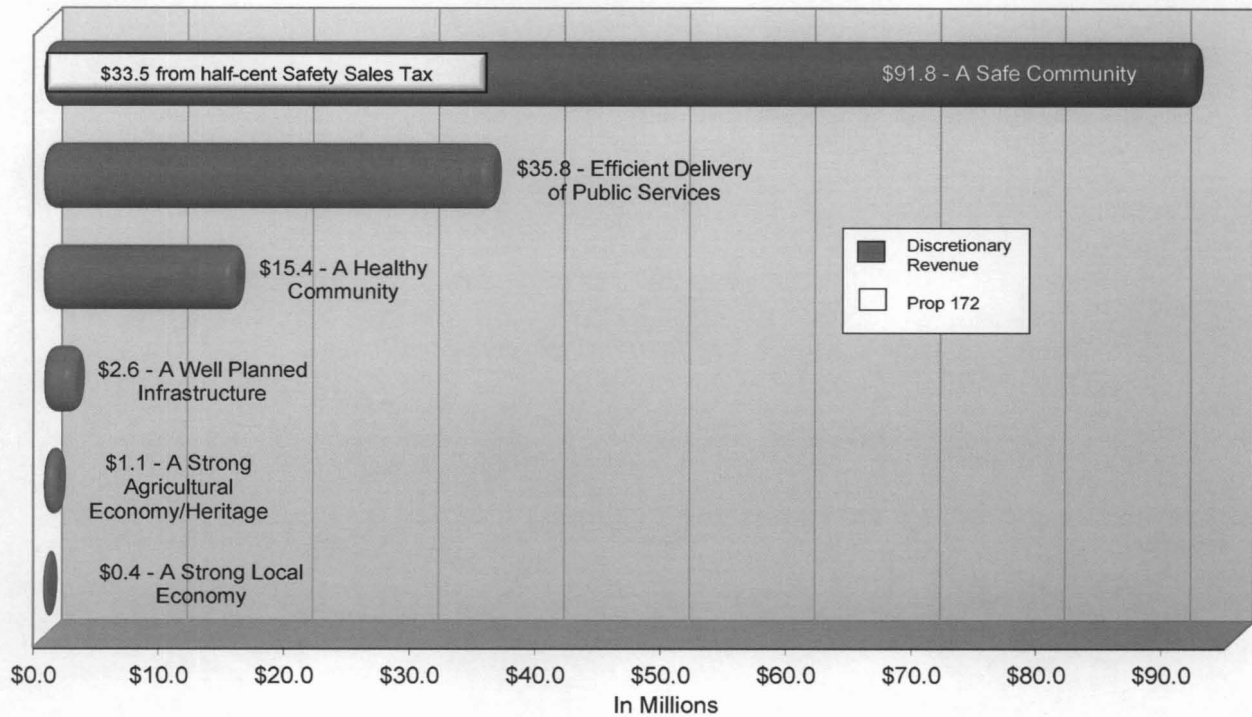
The following chart represents the total discretionary revenue:

Discretionary Revenue Description	Fiscal Year 2011-2012 Final Budget	Fiscal Year 2011-2012 Adjusted Budget	Budget Year 2012-2013 Proposed Budget	Difference between Adjusted and Proposed
Taxes	\$ 97,841,000	\$ 101,159,815	\$ 101,965,800	\$ 805,985
Licenses, Permits & Franchises	975,000	975,000	975,000	-
Fines, Forfeitures & Penalties	6,100,000	4,000,000	4,000,000	-
Revenue from Use of Money	1,531,000	1,742,000	1,642,000	(100,000)
Intergovernmental Revenue	32,062,000	34,290,181	35,069,000	778,819
Charges for Services	(878,000)	522,001	991,347	469,346
Miscellaneous Revenues	98,000	404,364	-	(404,364)
Other Financing Sources	2,300,000	2,406,639	2,498,054	91,415
Total	\$ 140,029,000	\$ 145,500,000	\$ 147,141,201	\$ 1,641,201

Public Hearing to Consider the Adoption of the Recommended Proposed Budget for Budget Year 2012-2013 and Related Actions. This Public Hearing May be Continued to the Following Days if Needed: June 6, 2012, at 9:00 a.m. and June 7, 2012, at 9:00 a.m.
 Page 5

The chart below summarizes the proposed distribution of discretionary revenue for Budget Year 2012-2013, clearly indicating that the Board of Supervisors' top priority of "A Safe Community" programs are the largest recipient of this revenue source.

**Distribution of Discretionary Revenue – Recommended Proposed Budget Year 2012-2013
 \$147,141,201**



General Fund – Fund Balance

Committed fund balance includes amounts that can be used only for the specific purposes determined by a formal action of the government's highest level of decision-making authority (the Board of Supervisors). Commitments may be changed or lifted only by the government taking the same formal action that imposed the constraint originally. As part of the Fiscal Year 2010-2011 budget, \$8 million in committed fund balance was approved to assist in balancing, and in the Fiscal Year 2011-2012 budget, \$4.5 million was approved. The balance of committed fund balance as of April 30, 2012, is \$2,835,387 and no change is anticipated for Budget Year 2012-2013.

	2011-2012 Fund Balance Classification	2011-2012 Fiscal Year Adjustments	2012-2013 Adjustment Strategies	2012-2013 Use of Fund Balance	Adjusted Fund Balance for Budget Year 2012-2013
Fund Balance - Committed:					
Various Programs and Project	\$ 6,060,782	\$ (4,525,395)	\$ -	\$ -	\$ 1,535,387
Capital Acquisition	1,300,000	-	-	-	1,300,000
Total Committed	\$ 7,360,782	\$ (4,525,395)	\$ -	\$ -	\$ 2,835,387

Public Hearing to Consider the Adoption of the Recommended Proposed Budget for Budget Year 2012-2013 and Related Actions. This Public Hearing May be Continued to the Following Days if Needed: June 6, 2012, at 9:00 a.m. and June 7, 2012, at 9:00 a.m.

Page 6

Assigned fund balance is comprised of amounts intended to be used by the government for specific purposes that are neither restricted nor committed. Intent can be expressed by the governing body or by an official or body to which the governing body delegates the authority; the Board of Supervisors has delegated this authority to the Chief Executive Office. Assigned fund balance can be used to assist in balancing the subsequent year's budget. The Fund Balance earmarked for the 2012-2013 Proposed Budget is projected to be \$14,600,000; \$9.2 million of which is from the Teeter Plan assignment. The balance of assigned fund balance as of April 30, 2012 is \$51,636,893 and will be adjusted in the Final Budget to reflect Carryover appropriations and balancing strategies.

	2011-2012 Fund Balance Classification	2011-2012 Fiscal Year Adjustments	2012-2013 Adjustment Strategies	2012-2013 Use of Fund Balance	Adjusted Fund Balance for Budget Year 2012-2013
Fund Balance - Assigned:					
Contingencies	\$ 4,030,663	\$ (1,598,254)	\$ -	\$ -	\$ 2,432,409
Tobacco Settlement and Securitization	1,876,351	(1,876,351)	-	-	-
Retirement Obligation	2,000,000	-	-	-	2,000,000
Teeter Plan	24,275,931	-	(9,200,000)	-	15,075,931
Carryover Appropriations (100)	1,949,064	542,980	-	-	2,492,044
Carryover Appropriations (107)	59,360	-	-	-	59,360
75% Carryover Appropriations (100)	4,879,112	4,326,746	-	-	9,205,858
Encumbrances-Econ Development	662,434	(441,143)	-	-	221,291
Debt Service	10,950,000	-	-	-	10,950,000
Loan to General Services Agency	384,546	(384,546)	-	-	-
Budget Balancing	14,865,010	(14,865,010)	14,600,000	(14,600,000)	-
Total Assigned	\$ 65,932,471	\$ (14,295,578)	\$ 5,400,000	\$ (14,600,000)	\$ 42,436,893

Unassigned fund balance is the classification for the General Fund and includes all amounts not contained in the other classification. Unassigned amounts are technically available for any purpose. The 2012-2013 Proposed Budget is balanced using \$5.4 million of unassigned fund balance in addition to the \$9.2 million from the assigned fund balance.

	2011-2012 Fund Balance Classification	2011-2012 Fiscal Year Adjustments	2012-2013 Adjustment Strategies	2012-2013 Use of Fund Balance	Adjusted Fund Balance for Budget Year 2012-2013
Fund Balance - Unassigned					
General Fund (100)	\$ 3,876,286	\$ 3,130,181	\$ (5,400,000)	\$ -	\$ 1,606,467
Economic Development Bank (105)	536,889	376,275	-	-	913,164
Community Development Bank (107)	1,483,178	-	-	-	1,483,178
Total Unassigned	\$ 5,896,353	\$ 3,506,456	\$ (5,400,000)	\$ -	\$ 4,002,809

A complete review of the General Fund's classification of fund balance will be completed after closing of the year-end financial records and will be addressed in the Recommended Final Budget document.

Department Revenue

In addition to discretionary revenue, other revenue is included as part of the County budget. These revenue sources are designated for specific purposes by statute or Federal/State grant requirements. Over 84% of the revenue that Stanislaus County receives is dedicated for specific purposes and can only be used for those purposes. The County budget for Budget Year 2012-2013 anticipates \$752,353,635 in specific or departmental revenue that is not discretionary revenue. Also many Special Revenue and Enterprise funds include County Match as revenue. The total of these funds is \$18,563,635, bringing the overall total in estimated revenue to \$770,917,270.

Special Revenue Funds

The recommended Special Revenue Funds total \$566,069,162, which are funded by \$535,363,048 in departmental revenue, \$15,855,876 in department fund balance and a General Fund contribution of \$14,850,238. This represents an increase of \$64,312,794 from the 2011-2012 Adopted Final Budget. The increase is primarily due to a \$48.5 million increase in the Public Works – Road and Bridge budget for two major projects scheduled to begin construction in Budget Year 2012-2013: the SR99 at Kiernan Interchange project and the Claribel Road Widening project. Other significant increases include approximately \$5.6 million in the Behavioral Health and Recovery Services budgets primarily due to the State Department of Alcohol and Drug Programs now requiring contract providers of Drug Medi-Cal services to contract with counties, rather than the State, and the Department experiencing a dramatic increase in the number of psychiatric hospitalizations over the last year; a \$4.5 million increase in the Community Services Agency – IHSS Provider Wages to budget for caseload growth; and a \$4 million increase in the Health Services Agency - Public Health budget, as a result of an increase in the Women, Infants & Children (WIC) program and other grant funded programs.

An overall decrease in appropriations and estimated revenue of \$207,042 in the Special Revenue Fund is recommended in the 2012-2013 Budget Year for a \$210,501 technical adjustment in Mandated County Match from the CSA-Public Economic Assistance account; and an increase of \$3,459 in the General Services Agency 12th Street office building budget for increased costs in insurance and pest control.

Special Revenue Funds are a fund type used to account for the proceeds of specific revenue sources that are legally restricted to expenditures for specific purposes. Special Revenue Funds account for approximately 59% of Stanislaus County's budget. Some of the larger Special Revenue Funds include programs for Behavioral Health and Recovery Services, the Community Services Agency, Alliance Worknet, Child Support Services, Environmental Resources, Health Services Agency, Public Works and a variety of other grant programs.

Public Hearing to Consider the Adoption of the Recommended Proposed Budget for Budget Year 2012-2013 and Related Actions. This Public Hearing May be Continued to the Following Days if Needed: June 6, 2012, at 9:00 a.m. and June 7, 2012, at 9:00 a.m.

Page 8

Capital Projects Funds

The recommended Capital Projects Funds total \$792,010, and are funded by \$1,532,000 in departmental revenue, resulting in a \$739,990 increase in departmental fund balance. This represents a decrease of \$18,047,885 from the 2011-2012 Adopted Final Budget due to the dissolution of the Stanislaus County Redevelopment Agency effective February 1, 2012.

The Courthouse Construction Fund and the Criminal Justice Facilities Fund are the budgets that are currently in the Capital Projects Fund. This fund is typically used to account for financial resources that are used for the acquisition or construction of major capital facilities or to provide facilities for County departments. The budget does not represent the entire capital projects currently underway, as funding for major capital projects are carried forward in the budget over their multi-year delivery schedules and are not re-appropriated each year as part of the fiscal year budget adoption.

Enterprise Funds

The recommended Enterprise Funds total \$63,357,357, which are funded by \$54,386,519 in departmental revenue, \$5,257,441 in retained earnings, and a General Fund contribution of \$3,713,397. This represents an increase of \$2,094,716 from the 2011-2012 Adopted Final Budget. This increase is primarily due to a \$2 million increase in the Environmental Resources – Fink Road Landfill budget to meet the State's annual closure/post-closure requirements for Fink and Geer Road Landfills. Beginning July 1, 2011, the Department took over the operation of the Illegal Roadside Dumping Program from the Sheriff's Department at 50% of the staffing previously allocated. In addition, it is estimated that in Budget Year 2012-2013 the Landfill will be required to upgrade its landfill gas collection system at a cost of roughly \$500,000.

Enterprise Funds are set up for specific services that are funded directly by fees charged for goods or services. County Enterprise Funds include the Health Services Agency Clinics and Ancillary Services, the Geer Road and Fink Road Landfills, Stanislaus Regional Transit and Sheriff Jail Commissary/Inmate Welfare.

Internal Service Funds

The recommended Internal Service Funds total \$86,880,094, which are funded by \$85,783,931 in departmental revenue and \$1,096,163 in retained earnings. This represents an increase of \$7,641,670 from the 2011-2012 Adopted Final Budget. This is a result of an overall increase of \$4.8 million in the Chief Executive Office – Risk Management Self Insurance Funds, due primarily to the restructuring of the County's Medical Insurance budget from a fully-insured plan to a self-insured plan effective January 1, 2012; and an increase of \$2.6 million in the General Services Agency – Utilities budget due to the conversion of this budget from a General Fund to an Internal Service Fund.

Public Hearing to Consider the Adoption of the Recommended Proposed Budget for Budget Year 2012-2013 and Related Actions. This Public Hearing May be Continued to the Following Days if Needed: June 6, 2012, at 9:00 a.m. and June 7, 2012, at 9:00 a.m.

Page 9

Internal Service Funds are used for areas where goods or services are provided to other County departments or governments on a cost-reimbursement basis. Examples of Internal Service Funds are the County's Information Technology and Telecommunications Department (Strategic Business Technology), Facilities Maintenance and Fleet Services (Divisions of the General Services Agency) and a variety of County self-insurance funds such as Medical Self-Insurance and Workers' Compensation.

The following chart illustrates a summary comparison of the Recommended Proposed Budget for Budget Year 2012-2013 to the Adopted Final Budget for Fiscal Year 2011-2012.

Fund Type	Adopted Final Budget 2011-2012	Recommended Proposed Budget 2012-2013	Difference
General Fund	\$ 230,029,775	\$ 237,029,338	\$ 6,999,563
Special Revenue Fund	501,756,368	566,069,162	64,312,794
Capital Projects Fund	18,839,895	792,010	(18,047,885)
Enterprise Fund	61,262,641	63,357,357	2,094,716
Internal Service Fund	79,238,424	86,880,094	7,641,670
Total	\$ 891,127,103	\$ 954,127,961	\$ 63,000,858

DISCUSSION:

Overview

A Plan for Fiscal Stability

The Recommended Proposed Budget being presented is the culmination of many months of planning and represents the fourth year of a multi-year fiscal and program restructuring effort for Stanislaus County government. Planning efforts included developing and submitting for Board consideration strategies for dealing with a significant and on-going operating deficit for the General Fund.

The strategies developed to close the shortfall include:

- The use of \$9.2 million of Teeter Reserve (first year of a two year pre-planned allocation);
- The use of \$5.4 million of Unassigned Fund Balance;
- No back-fill policy for State and Federal budget reductions;
- Allowing General Fund departments the ability to carry over net county cost savings from previous years to address operational and program needs;

Public Hearing to Consider the Adoption of the Recommended Proposed Budget for Budget Year 2012-2013 and Related Actions. This Public Hearing May be Continued to the Following Days if Needed: June 6, 2012, at 9:00 a.m. and June 7, 2012, at 9:00 a.m.

Page 10

spending authority for the use of these funds will be considered as part of the Final Budget.

- Successful completion of negotiations with the remaining four labor groups that have not entered into new agreements.

The Recommended Proposed Budget as presented reflects the continuation of current service levels in most programs and services, except for the addition of some funding for critical capital facilities needs and mandated match responsibilities. It is intended to serve as an interim spending plan pending resolution of key funding issues such as the State Budget and negotiation of outstanding labor agreements.

If labor agreements are not reached with the remaining four bargaining groups, departments needing to implement reductions-in-force in order to balance their 2012-2013 budget will return to the Board either as part of the Final Budget, or if necessary, in separate agenda items prior to the Final Budget.

The 2012-2013 budget proposal focuses largely on the preservation of core and mandated services. The implementation of the County's long range budget strategy has, and will continue, the steps necessary to reduce local government spending to sustainable levels.

With significant reductions in available resources, the County will continue to re-evaluate the way services are delivered in our community. The County continues to create partnerships and implement cost effective alternatives to traditional service delivery systems.

For example:

- The Modesto Regional Fire Authority Joint Powers Agency (JPA) - On January 17, 2011, the County of Stanislaus, the City of Modesto and the Salida Fire Protection District entered into a JPA to provide a single fire delivery platform to include fire protection, prevention and suppression services, and emergency management and preparedness. Modesto Regional Fire Authority was created with consideration that additional fire agencies may decide to join the Authority in the future. Two fire agencies have committed to formal discussions to explore the possible benefits of becoming Phase II partners.
- The Public-Private partnership between Stanislaus County and Valley Recovery Resources will enter its second year of responding to a community need for services that improve the health and well-being of families in our community. Donations on behalf of Valley Recovery Resources provide local match contribution to the County for Sober Living Services and are used to draw down Child Welfare funds;
- Behavioral Health and Recovery Services (BHRS) is in the process of working with community partners, the Chief Executive Officer, and experts to develop a Strategic Plan for 24-Hour Secure Mental Health Services; and,

Public Hearing to Consider the Adoption of the Recommended Proposed Budget for Budget Year 2012-2013 and Related Actions. This Public Hearing May be Continued to the Following Days if Needed: June 6, 2012, at 9:00 a.m. and June 7, 2012, at 9:00 a.m.
Page 11

- The creation and implementation of a new non-profit medical insurance alternative for County employees and a new multi-year negotiated agreement with labor organizations to provide significant cost savings to County departments started in January 2012. Employee medical insurance premiums have increased an average of 11.5% per year since the 2005 plan year. Implementation of the non-profit health plan alternative and new self-insurance program is expected to reduce the County's average medical insurance premium cost trend to 5%-7.5% per year starting in 2013.

These are just a few examples of how staff and the organization are re-evaluating the most effective and efficient way to deliver services to the public and employees. There are many more examples of innovative solutions to difficult budget challenges outlined in the budget document.

Below is a summary of the Budget Year 2012-2013 Recommended Proposed Budget by each of the Board of Supervisors' priorities.

A Safe Community

CEO-OES/Fire Warden, CEO-Capital Projects, CEO-County Operations, District Attorney, Grand Jury, Integrated Criminal Justice Information System, Probation, Public Defender and Sheriff

Total appropriations of \$156,858,984 are recommended for departments included in this priority area funded by \$54,981,966 in estimated departmental revenue, \$997,445 use of fund balance/retained earnings, and a General Fund contribution of \$100,879,573.

A Healthy Community

Area Agency on Aging/Veterans' Services, Behavioral Health and Recovery Services, Child Support Services, Children and Families Commission, Community Services Agency, and Health Services Agency

Total appropriations of \$453,516,526 are recommended for departments included in this priority area funded by \$429,163,670 in estimated departmental revenue, \$7,409,655 use of fund balance/retained earnings, and a General Fund contribution (Net County Cost) of \$16,943,201.

Overall, significant unmet needs remain in A Healthy Community priority programs including: an additional \$1.5 million exposure in the Community Services Agency (CSA) In-Home Supportive Services wages and benefits due to loss of enhanced Federal Medical Assistance Percentages (FMAP) funding; an additional \$3.3 million projected exposure in CSA Public Economic Assistance for Foster Care; an additional \$182,142 in IHSS Fraud and Administration to continue IHSS fraud investigations and program integrity efforts as a result of the State Budget Trigger action, eliminating State funding

Public Hearing to Consider the Adoption of the Recommended Proposed Budget for Budget Year 2012-2013 and Related Actions. This Public Hearing May be Continued to the Following Days if Needed: June 6, 2012, at 9:00 a.m. and June 7, 2012, at 9:00 a.m.
Page 12

for fraud detection; and \$2.4 million in the Health Services Agency Medically Indigent Adult Program due to increased enrollment, utilization and patient liability exposure.

County Match Programs within Healthy Community

2012-2013 Match Exposures

- Additional General Fund Match will be required for increased Foster Care (FC) and Medically Indigent Adult (MIA) costs, a true reflection of the need in Stanislaus County and increased unfunded mandated costs.
- The Proposed Budget will not fully fund MIA, Foster Care, and IHSS Wage and Benefits costs, to ensure that only the minimum General Fund costs will be used for the 2012-2013 Budget Year. The General Fund Match Contingency is recommended to increase from \$2.9 million in 2011-2012 to \$7.5 million in 2012-2013 to offset the additional need in the mandated match programs should they materialize as projected.
- The Community Services Agency Proposed Budget recommends a reallocation of mandated County Match, away from Child Welfare where State allocations have increased and toward Foster Care, where mandated match demands on the General Fund have increased.
- The Clean and Sober RFP process is nearly underway and as a non-mandated program, donations are still recommended to ensure these programs continue.

MANDATED COUNTY MATCH					
Fund/Department	2010-2011 Adopted Final Budget	2010-2011 Actuals	2011-2012 Adopted Final Budget	2011-2012 Projected	2012-2013 Recommended Proposed Budget
BHRS Alcohol & Drug	\$ 57,006	\$ 57,006	\$ 57,006	\$ 57,006	\$ 57,006
BHRS Mental Health	743,999	743,999	825,359	825,359	825,359
BHRS Public Guardian	576,577	576,577	576,577	576,577	576,577
CSA Aid to Children SED	238,238	(26,330)	0	0	0
CSA General assistance	751,204	485,021	751,204	751,204	540,703
CSA IHSS Provider wages	1,954,262	1,954,262	1,954,262	2,298,086	1,954,262
CSA PA benefits	90,237	90,237	90,237	131,340	90,237
CSA Public Economic Asst	2,378,151	2,372,916	2,378,151	3,731,081	2,588,652
CSA Services & Support	3,404,289	3,136,610	3,404,289	3,404,289	3,404,289
HSA Clinics & Ancillary Services	2,741,977	2,741,977	3,713,397	3,713,397	3,713,397
HSA Indigent Health Care	1,852,087	1,852,087	1,852,087	1,852,087	1,852,087
HSA Public Health	760,415	760,415	804,475	804,475	804,475
County Match Contingency	1,509,633		2,931,393	1,193,536	7,455,006
Mandated County Match Total	\$ 17,058,075	\$ 14,744,777	\$ 19,338,437	\$ 19,338,437	\$ 23,902,049

The Proposed Budget recommends the continuation of local funding of the IHSS Fraud and Integrity Program for 2012-2013. The Fraud Detection Program is essential to ensure program integrity.

Public Hearing to Consider the Adoption of the Recommended Proposed Budget for Budget Year 2012-2013 and Related Actions. This Public Hearing May be Continued to the Following Days if Needed: June 6, 2012, at 9:00 a.m. and June 7, 2012, at 9:00 a.m.
Page 13

A Strong Local Economy

Alliance Worknet, CEO-Economic Development and Library

Total appropriations of \$23,326,090 are recommended for departments included in this priority area funded by \$22,527,774 in estimated departmental revenue, \$306,506 of fund balance, and a General Fund contribution (Net County Cost) of \$491,810.

A Strong Agricultural Economy/Heritage

Agricultural Commissioner and Cooperative Extension

Total appropriations of \$4,275,494 are recommended for departments included in this priority area funded by \$2,995,590 in estimated departmental revenue, \$22,322 of fund balance, and a General Fund contribution (Net County Cost) of \$1,257,582.

A Well Planned Infrastructure System

Environmental Resources, Parks and Recreation, Planning and Community Development and Public Works

Total appropriations of \$142,526,669 are recommended for departments included in this priority area funded by \$129,566,161 in estimated departmental revenue, \$10,091,275 of fund balance/retained earnings, and a General Fund contribution (Net County Cost) of \$2,869,233.

The Department of Planning and Community Development is requesting a change to their public operating hours (phones and counters) from 8:00 a.m. – 5:00 p.m. to 8:30 a.m. – 4:30 p.m. This will be consistent with City of Modesto as their operating hours are also in the process of being changed. Staff will be physically working in the office from 7:30 a.m. to 5:00 p.m., and to accommodate needs of the public, appointments during non-public hours can be scheduled, if necessary.

Efficient Delivery of Public Services

Assessor, Auditor-Controller, Board of Supervisors, Chief Executive Office, Clerk-Recorder, County Counsel, General Services Agency, Strategic Business Technology and Treasurer-Tax Collector

Total appropriations of \$173,624,198 are recommended for departments included in this priority area funded by \$113,118,474 in estimated departmental revenue, \$2,642,287 of fund balance/retained earnings, and a General Fund contribution (Net County Cost) of \$57,863,437.

Public Hearing to Consider the Adoption of the Recommended Proposed Budget for Budget Year 2012-2013 and Related Actions. This Public Hearing May be Continued to the Following Days if Needed: June 6, 2012, at 9:00 a.m. and June 7, 2012, at 9:00 a.m.

Page 14

The following chart reflects recommended appropriations and revenue by priority area for the Recommended Proposed Budget:

Summary of the Proposed Budget by Board Priority							
Department	Appropriations			Recommended Resources			
	Proposed Submitted Budget	Recommended Adjustments	Recommended Proposed Budget	Department Revenue	One-time fund balance	Net County Cost	Total Recommended Resources
A safe community	\$ 156,858,984	\$ -	\$ 156,858,984	\$ 54,981,966	\$ 997,445	\$100,879,573	\$ 156,858,984
A healthy community	453,727,027	(210,501)	453,516,526	429,163,670	7,409,655	16,943,201	453,516,526
A strong local economy	23,326,090	-	23,326,090	22,527,774	306,506	491,810	23,326,090
A strong agricultural economy/ heritage	4,275,494	-	4,275,494	2,995,590	22,322	1,257,582	4,275,494
A well-planned infrastructure system	142,526,669	-	142,526,669	129,566,161	10,091,275	2,869,233	142,526,669
Efficient delivery of public services	166,329,860	7,294,338	173,624,198	113,118,474	2,642,287	57,863,437	173,624,198
Total	\$ 947,044,124	\$ 7,083,837	\$ 954,127,961	\$752,353,635	\$21,469,490	\$180,304,836	\$ 954,127,961

Projected Year-End Carryover Designations

As in the past, as part of the Chief Executive Office year-end closing of the County's financial records, it will be necessary to establish year-end carryover designations of current year funding for projects that will occur next budget year.

In addition to establishing year-end carryover designations for projects, the Board of Supervisors previously approved the Chief Executive Officer's budget reduction strategy to be extended to Budget Years 2012-2013, 2013-2014, and 2014-2015. As part of the approved strategy, General Fund Departments were authorized to carry forward 75% of their current year net county costs savings, and 100% of the prior fiscal year net county cost savings. Staff anticipates the final amount of net county cost savings in the General Fund Departments will not be known until the close of Fiscal Year 2011-2012, and these will be reported at Final Budget.

Public Hearing to Consider the Adoption of the Recommended Proposed Budget for Budget Year 2012-2013 and Related Actions. This Public Hearing May be Continued to the Following Days if Needed: June 6, 2012, at 9:00 a.m. and June 7, 2012, at 9:00 a.m.
Page 15

The following table lists 2011-2012 Carryover Appropriations for continuing projects.

2011-2012 YEAR-END CARRYOVER - PROJECTS		
Department	Amount	Description
GENERAL FUND		
Chief Executive Office- County Facilities	\$ 250,000	Laird Park Shooting Range Clean-Up Project
Chief Executive Office - Crows Landing Air Facility	\$ 1,000,000	Planning and Environmental Services
Chief Executive Office Plant Acquisition	\$ 196,518	CADD IPSS Radio Interoperability Project
Chief Executive Office Plant Acquisition	\$ 45,000	Safety Fund PSC Emergency Power Upgrades-Arc Flash Study
Chief Executive Office Plant Acquisition	\$ 40,000	Deferred Maintenance SR 911 HVAC Replacement Project
Chief Executive Office Plant Acquisition	\$ 265,000	Deferred Maintenance 11th Street Elevator Modernization Project
Chief Executive Office Plant Acquisition	\$ 50,000	Deferred Maintenance Sheriff's Operation Center Arc Flash Wall Project
Chief Executive Office Plant Acquisition	\$ 75,000	2nd Street Driveway Improvements for SB-81 Juvenile Commitment Facility Project
TOTAL GENERAL FUND	\$ 1,921,518	
INTERNAL SERVICE FUNDS		
Strategic Business Technology	\$ 15,000	CSME- Connectivity Upgrade
Strategic Business Technology	\$ 15,000	New Support Agreement for Infrastructure Improvements
Strategic Business Technology	\$ 65,500	Enterprise Server License Upgrades- Enterprise VMWARE (Web Filtering Solution)
Strategic Business Technology	\$ 24,500	SSL Enterprise Certificate and Enterprise 2008 Licenses
Strategic Business Technology	\$ 106,000	SBT Data Center Project
Strategic Business Technology	\$ 10,000	Security Perimeter Assessment for SBT Data Center Project at 3705 Oakdale Road
Strategic Business Technology	\$ 45,000	Depreciation increases for SBT Data Center Project
Strategic Business Technology	\$ 10,000	Utility increases for SBT Data Center Project
Strategic Business Technology	\$ 63,500	Wide Area Network Switch Replacement
Strategic Business Technology	\$ 5,500	Wide Area Network Software/Support for Replacement Switch
Strategic Business Technology - Telecom	\$ 15,000	SBT Data Center Project
TOTAL INTERNAL SERVICE FUNDS	\$ 375,000	
TOTAL ALL FUNDS	\$ 2,296,518	

Board of Supervisors' Compensation

As part of the annual budget process, a review of the Board of Supervisors compensation is conducted. Stanislaus County Code, Section 2.04.030 provides a procedure and formula for evaluating Board of Supervisors' compensation, and requires the Chief Executive Officer to report the salary survey for supervisor compensation each year.

The Stanislaus County Ordinance Code provides a formula for Board of Supervisors compensation. The Ordinance provides for increases of 3.75% to be granted on July 1st and January 1st when the base salary of the Stanislaus County Board of Supervisors falls more than 20% below the seven-county average of benchmarked counties. A salary survey of the seven-counties now used under the amended ordinance has been conducted and the findings are reflected below in the following chart. This year, 20% below the seven-county average is \$5,804 monthly. While the current stated

Public Hearing to Consider the Adoption of the Recommended Proposed Budget for Budget Year 2012-2013 and Related Actions. This Public Hearing May be Continued to the Following Days if Needed: June 6, 2012, at 9:00 a.m. and June 7, 2012, at 9:00 a.m.
Page 16

compensation for County Supervisor is \$6,231 monthly, the Board members all take the 5% salary deduction, resulting in a current compensation of \$5,919. In Budget Year 2012-2013, the Board will all be taking a 6% salary deduction, resulting in a monthly salary of \$5,857. Based on the survey results, no increase will occur. As a comparison, the eight County salary survey previously used is also included.

Seven Valley Counties

COUNTY	MONTHLY SALARY
Fresno	\$8,939
Kern	\$7,819
Kings	\$4,661
Madera	\$5,960
Merced	\$8,075
San Joaquin	\$7,797
Tulare	\$7,532
Average	\$7,255
20% Below Average	\$5,804
Stanislaus	\$6,231
Difference \$	\$1,024
Difference %	16%
Current 5% deduction	\$5,919
FY 2012-13 6% deduction	\$5,857

Eight Counties

COUNTY	MONTHLY SALARY
Fresno	\$8,939
Kern	\$7,819
Monterey	\$9,825
Sacramento	\$8,195
San Joaquin	\$7,797
Solano	\$7,897
Sonoma	\$11,175
Ventura	\$10,429
Average	\$9,009
Stanislaus	\$6,231
Difference \$	\$2,778
Difference %	45%

Contracts

Current County policy requires Board of Supervisors approval for any contract or agreement where the total cumulative compensation exceeds \$100,000. Cumulative refers to the total compensation paid by an individual department in the reporting year and the two fiscal years immediately prior thereto, where there has been no break in contractual services over six months. Contracts or agreements and/or contract adjustments not previously approved by the Board of Supervisors equal to \$100,000 or greater are detailed in Attachment B.

In addition, departments are required to provide a quarterly report to the Board of Supervisors for any new contract or agreement, contract extension, or amendment entered into during the quarter where the compensation exceeds \$50,000 (but is under the cumulative \$100,000 threshold) and the contract or recommended adjustment has not been previously approved by the Board of Supervisors. Contracts in the \$50,000 range are listed in Attachment C.

Special Districts

Special Districts where the Board of Supervisors serves as the Governing Board, are included as part of the Recommended Proposed Budget. Special Districts are a form of government created by a local community to meet a specific need and where only those residents who benefit from the services provided, pay for them. A summary of the District Budgets included in this budget document are for districts governed by the Board of Supervisors, whose funds are maintained in the County Treasury. They are identified by type – County Service Area, Storm Drain, Landscape and/or Lighting Districts. These Special Districts are composed of 19 County Service Areas (CSA), 7 Storm Drain Districts and 37 Landscape and/or Lighting Districts.

Significant Challenges Remain

The County developed a 30-month budget strategy beginning Mid-Year 2009-2010, to provide time for the County to restructure to allow for the alignment of revenue and expenditures given the significant reductions in revenue available to the County. As new challenges and relevant budget factors become known, the strategy is updated.

Significant exposures and challenges that may impact the Recommended Proposed Budget and the County's financial position in the years ahead include:

- The value in salaries of Labor Agreements not reached by June 30, 2012, with four remaining labor groups (Stanislaus County Employees Association AFSCME Local 10, Service Employees' International Union, County's Attorneys Association, and California Nurse's Association) is approximately \$9.2 million for all funds and \$1.8 million in the General Fund. This cost is equivalent to 124 full time positions for all funds and 27 full time positions in the General Fund;
- Aging County Facilities – Certain county facilities continue to require significant repairs and maintenance needs as they continue to age, especially those with 24 hours a day/7 days a week use. For Budget Year 2012-2013 and beyond, significant exposure exists for the Juvenile Justice Center and the Main Jail.
- BHRS has experienced a dramatic increase in the number of psychiatric hospitalizations over the last year. Funding for hospitalization is provided through Medi-Cal and the 1991 Realignment allocation, however, it is insufficient to pay the full cost;
- Medically Indigent Adult – At the current level of funding, the Health Services Agency will be challenged to maintain its current level of services to qualified Medically Indigent Adults (MIA) and meet the County's mandated Welfare and Institutions (W&I) Code, Section 17000 requirements. MIA services are mandated regardless of funding levels. The Department faces a potential exposure of \$3.8 million in the MIA program due to increased enrollment, utilization, and patient liability exposure. Clinic and other savings will be identified prior to any additional General Fund support;

- Redevelopment - Oversight Boards have formed and approved Recognized Obligation Payment Schedules (ROPS) to be submitted to the State of California for review and approval. ROPS are being reviewed by the Department of Finance, and in some cases, the Department of Finance has not approved items listed by local Successor Agencies as enforceable obligations, including agreements between the local jurisdictions and the former redevelopment agencies. Local implication is significant without additional legislation.
- Retirement Costs - While earnings in the County's pension plan, administered by StanCERA, have mostly recovered from the significant losses experienced in 2007 and 2008, staff continues to monitor potential actuarial methodology changes in the plan that could cause an increase in future employer and employee costs. This past year, the StanCERA Board implemented a change in the amortization period for unfunded accrued actuarial liability, transitioning from a rolling 25-year period to a declining amortization period. Other methodology changes the StanCERA Board may be asked to consider include a potential lowering of the discount rate and potential changes in allocation methodologies being discussed by the Government Accounting Standards Board (GASB)."
- Public Safety Realignment - Assembly Bill 109 realigned custodial and community supervision responsibility for non-serious, non-violent and non-sex offenders, as well as supervision of lower level adult parolees returning from state prison sentences to counties. On June 30, 2011, the Governor signed a series of legislative bills as part of the State budget that provided funding and made necessary technical changes to implement the public safety realignment program outlined in AB 109. For the first nine months of operation in Fiscal Year 2011-2012, Stanislaus County will receive \$6.6 million from the State for Public Safety Realignment (AB 109). The Community Corrections Partnership continues to meet and have started the development of the Phase II Plan. At this time, counties remain unsure if the funding will be adequate to fund all of the expenses incurred in the future and are concerned about the lack of constitutional protection for funding of these programs, especially in light of the State's current budget crisis.

State Budget

The Governor recently released his updated budget. With the size of the deficit increasing from his January estimate of \$7.2 billion to \$15.7 billion, an increase in proposed cuts is included in his new budget. In addition, his budget relies on the voters approving his tax increase measure which is anticipated to generate \$9 billion in new revenues in 2012-2013. Absent the approval of his initiative, a series of trigger cuts in the amount of \$6 billion would take place to close the budget gap.

The County continues to carefully monitoring any State budget actions to evaluate their impact to the County and will include required adjustments in the Recommended Final Budget.

Public Hearing to Consider the Adoption of the Recommended Proposed Budget for Budget Year 2012-2013 and Related Actions. This Public Hearing May be Continued to the Following Days if Needed: June 6, 2012, at 9:00 a.m. and June 7, 2012, at 9:00 a.m.
Page 19

The Final Budget

As the Recommended Final Budget is prepared, there are three significant issues that must be considered: The impact of the State Budget once it is approved, the amount of fund balance in the General Fund when the accounting records close at the end of July, and the status of labor negotiations. Any adjustments necessary as a result of these impacts will be recommended to the Board of Supervisors as part of the Recommended Final Budget. The Board of Supervisors is requested to set a Public Hearing for September 11, 2012 at 9:05 a.m. to receive public comment and input on the Recommended Final Budget, and continue on September 12, 2012 and September 13, 2012, at 9:00 a.m., if necessary.

POLICY ISSUES:

The Board of Supervisors should determine if the Recommended Proposed Budget addresses the Board of Supervisors' goals and priorities in the allocation of fiscal resources and reflects the service needs and public policy direction for the community. This is consistent with the Board of Supervisors goals and the Stanislaus County vision to be "... a County that is respected for its service in the community and is known as the best in America."

STAFFING IMPACTS:

The Recommended 2012-2013 Proposed Budget recommends an increase in the number of funded allocated positions from 3,729 to 3,736. The recommended total authorized positions include reductions-in-force in two County Departments. The Auditor-Controller is requesting to delete one (1) filled Account Clerk II position due to technology changes reducing the position's workload. The County Counsel Department is requesting to delete one (1) filled Confidential Assistant III position in efforts to balance their budget.

The recommended total authorized positions also includes unfunding three (3) vacant positions, restoring three (3) vacant positions, and adding nine (9) new positions at the Sheriff's Department. The majority of the new positions at the Sheriff's Department will be assigned to the Sheriff's Team Investigating Narcotics and Gangs (STING). The STING team focuses on street level narcotic and gang suppression.

The recommended technical changes not affecting the position allocation count include: General Services Agency is transferring a total of six (6) positions from Purchasing to the Central Services Division due to the merging of the two divisions. The Board of Supervisors is transferring two (2) unfunded positions to the Chief Executive Office-Operations and Services budget. In the 2010-2011 Adopted Proposed Budget the Board of Supervisors-Clerk of the Board budget merged with the Chief Executive Office-Operations and Services budget. At that time the filled allocated positions were transferred over to the Chief Executive Office-Operations and Services budget. At this time, we are completing the merger by transferring over the remaining two (2) unfunded

Public Hearing to Consider the Adoption of the Recommended Proposed Budget for Budget Year 2012-2013 and Related Actions. This Public Hearing May be Continued to the Following Days if Needed: June 6, 2012, at 9:00 a.m. and June 7, 2012, at 9:00 a.m.

Page 20

positions. The Sheriff Department and Treasurer-Tax Collector are also transferring positions between budget units. Four (4) positions will be reclassified in Community Services Agency, Health Services Agency, and the Sheriff's Department. In addition, classification studies will be conducted for the General Services Agency and the Sheriff's Department.

The recommended total authorized positions of 3,736 also include reductions-in-force in two County Departments that have been approved by the Board of Supervisors at the 2011-2012 Mid-Year Budget, but are not effective until June 30, 2012. This includes one position at Children and Families Commission and one position at the Assessor's Office. On May 22, 2012 the Board of Supervisors approved a separate agenda item for Stanislaus Animal Services Agency to restore one vacant Manager II position and to delete one vacant Accountant II position. This does not affect the County's overall position allocation count.

The General Services Agency, Probation, and the Sheriff's Department have requested to restore vacant positions or add new positions to their allocation. These positions belong to bargaining units with which Stanislaus County does not have a current 6% salary deduction agreement. It is recommended to review these requests at Final Budget.

Total authorized positions include an additional 101 positions administered through the County's classification and payroll system which are allocated to external organizations, including Stanislaus Animal Services Agency (30), Stanislaus Regional 911 (53), the Local Agency Formation Commission (LAFCO) (3), Stanislaus County Employees' Retirement Association (StanCERA) (13), and Stanislaus Law Library (2).

The tables below summarize staffing impacts by department.

RECOMMENDATIONS AFFECTING POSITION ALLOCATION COUNT

Department	Unfund Vacant	Restore Unfunded	Reduction-in-Force	Add New Positions	Subtotal
Agricultural Commissioner	-1				-1
Auditor-Controller			-1		-1
Chief Executive Office		1			1
County Counsel			-1		-1
Probation	-2	2			0
Sheriff				9	9
Grand Total	-3	3	-2	9	7

TECHNICAL ADJUSTMENTS TO POSITION ALLOCATION

Department	Transfer Out	Transfer In	Reclass	Delete vacant unfunded position	Classification Study
Board of Supervisors	2				
Chief Executive Office		2			
Community Services Agency			1		
General Services Agency	6	6			1
Health Services Agency			1	1	
Sheriff Department	1	1	2		2
Treasurer –Tax Collector	2	2			
Grand Total	11	11	4	1	3

The chart below displays the decrease in the number of allocated positions, the number of filled positions, and the number of extra-help and personal service contract employees from the 2009-2010 Fiscal Year through the 2012-2013 Budget Year.

	Fiscal Year 2009-2010	Fiscal Year 2010-2011	Fiscal Year 2011-2012	Budget Year 2012-2013
Full-time Authorized Positions	3,990	3,746	3,576	3,736
Full-time Employees	3,883	3,587	3,464	3,460*
Extra-help Employees	465	450	445	420*
Personal Service Contractors	160	134	128	122*

*Full-time, Extra-help and Personal Service Contract employees are reflected as of pay period ending May 04, 2012.

With approval of the Recommended Proposed Budget staffing recommendations, there will be an increase of 160 positions from the number of full-time allocated positions approved in Fiscal Year 2011-2012. The increase is primarily due to the AB109 Public Safety Realignment and caseload growth in Child Welfare and StanWORKS programs. However, since Fiscal Year 2009-2010 the County is still experiencing an overall net decrease of 254 allocated positions, a decline of almost six (6) percent, and a decrease of 423 full-time filled positions or a decline of almost 11%.

Staffing Attachment A reflects the changes to authorized positions recommended as part of this Recommended Proposed Budget. It is recommended that the Salary and Position Allocation Resolution be amended to reflect these changes effective the first full pay period following July 1, 2012, unless otherwise noted.

CONTACT PERSON:

Monica Nino, Chief Executive Officer. Telephone: (209) 525-6333

STAFFING RECOMMENDATIONS

FISCAL YEAR 2012-2013 PROPOSED BUDGET--ATTACHMENT A

DEPARTMENT	BUDGET UNIT	POSITIONS	POSITION NUMBER	CLASSIFICATION	REQUEST	RECOMMENDATION
Agricultural Commissioner	Agricultural Commissioner	-1	11851	Ag/Weights & Measures Insp III	Unfund vacancy	Unfund vacant position
Auditor Controller	Auditor Controller	-1	3530	Account Clerk II	Delete filled position	Delete position/Reduction-in-Force effective July 28, 2012
Board of Supervisors	Clerk of the Board	0	12287	Confidential Assistant IV	Transfer out unfunded position	Transfer to CEO-Operations and Services
		0	7927	Confidential Assistant III	Transfer out unfunded position	Transfer to CEO-Operations and Services
Chief Executive Office	Operations and Services	0	12287	Confidential Assistant IV	Transfer in unfunded position	Transfer from Board of Supervisors
		1	7927	Confidential Assistant III	Transfer in unfunded position/Restore unfunded position	Transfer from Board of Supervisors/Restore vacant position
Community Services Agency	Services and Support	0	1051	Family Services Specialist II	Reclassify upward	Family Services Specialist IV
County Counsel	County Counsel	-1	11739	Confidential Assistant III	Delete filled position	Delete position/Reduction-in-Force effective July 28, 2012
General Services Agency	Central Services Division	0	3975	Staff Services Analyst	Classification study	Study
		0	1648	Manager III	Transfer in unfunded position	Transfer from Purchasing Division
		1	10739	Staff Services Coordinator	Transfer in	Transfer from Purchasing Division
		2	2172, 2268	Sr. Buyer	Transfer in	Transfer from Purchasing Division
		0	11490	Sr. Buyer	Transfer in unfunded position	Transfer from Purchasing Division
		1	3577	Account Clerk III	Transfer in	Transfer from Purchasing Division
		0	4006	Lead Equipment Mechanic	Restore unfunded position	Hold for further review at Final Budget
Purchasing Division	Purchasing Division	0	1648	Manager III	Transfer out unfunded position	Transfer to Central Services Division
		-1	10739	Staff Services Coordinator	Transfer out	Transfer to Central Services Division
		-2	2172, 2268	Sr. Buyer	Transfer out	Transfer to Central Services Division
		0	11490	Sr. Buyer	Transfer out unfunded position	Transfer to Central Services Division
		-1	3577	Account Clerk III	Transfer out	Transfer to Central Services Division
Health Services Agency	Administration	0	6308	Software Developer/Analyst III	Reclassify downward	Application Specialist II
		0	6448	Account Clerk III	Delete unfunded position	Delete vacant unfunded position
Probation	Administration	0	11052	Accounting Technician	Restore unfunded position	Hold for further review at Final Budget
		-2	494, 508	Probation Corrections Officer II	Unfund vacancies	Unfund vacant positions
Juvenile Justice Crime Prevention Act	Juvenile Justice Crime Prevention Act	1	9948	Probation Corrections Officer II	Restore unfunded position	Restore vacant position
		1	9947	Probation Corrections Officer III	Restore unfunded position	Restore vacant position

STAFFING RECOMMENDATIONS

FISCAL YEAR 2012-2013 PROPOSED BUDGET--ATTACHMENT A

DEPARTMENT	BUDGET UNIT	POSITIONS	POSITION NUMBER	CLASSIFICATION	REQUEST	RECOMMENDATION
Sheriff	Administration	1	2458	Lieutenant	Transfer in	Transfer from Operations
		1	NEW	Undersheriff	Add new position	Undersheriff
		0	NEW	Software Developer/Analyst III	Add new position	Hold for further review at Final Budget
		0	NEW	Systems Engineer II	Add new position	Hold for further review at Final Budget
		0	8997	Administrative Clerk II	Reclassify upward	Account Clerk III
		0	8332	Accounting Technician	Reclassify downward	Confidential Assistant II
	Contract Cities	0	8539	Legal Clerk IV	Reclassify upward	Study
	Operations	-1	2458	Lieutenant	Transfer out	Transfer to Administration
		2	NEW	Sergeant	Add new positions	Sergeant
		6	NEW	Deputy Sheriff	Add new positions	Deputy Sheriff
0		NEW	Forensic Autopsy Assistant	Add new position	Study	
Treasurer-Tax Collector	Revenue Recovery	1	2152	Accountant I	Transfer in	Transfer from Treasurer-Admin/Taxes
		-1	11094	Accounting Technician	Transfer out	Transfer to Treasurer-Admin/Taxes
	Treasurer-Admin/Taxes	-1	2152	Accountant I	Transfer out	Transfer to Revenue Recovery
	1	11094	Accounting Technician	Transfer in	Transfer from Revenue Recovery	
CHANGES TO POSITION ALLOCATION REPORT		7				
TOTAL CURRENT AUTHORIZED POSITIONS		3,729				
Reductions-in-Force		-2				
Unfund Vacant Positions		-3				
Restore Unfunded Positions		3				
Add New Positions		9				
RECOMMENDED AUTHORIZED POSITIONS		3,736				

STAFFING RECOMMENDATIONS

FISCAL YEAR 2012-2013 PROPOSED BUDGET--ATTACHMENT A

DEPARTMENT	BUDGET UNIT	POSITIONS	POSITION NUMBER	CLASSIFICATION	REQUEST	RECOMMENDATION
------------	-------------	-----------	-----------------	----------------	---------	----------------

**Contract Summary Sheet
All Funds
Contracts over \$100,000**

Attachment B

Department	Budget Unit	Contractor	Brief Description of Service Provided or Position Held	Previous contractual amount	Proposed Contract Amount	Cumulative Contract Total
Alliance Worknet	Alliance Worknet	Central Valley Opportunity Center (CVOC)	Employment and Training Services for Youth Aged 17-21	\$328,265 7/1/10-6/30/12	\$98,765 7/1/12-6/30/13	\$427,030
Alliance Worknet	Alliance Worknet	Ceres Unified School District	Employment and Training Services for Youth Aged 17-21 Including Educational Opportunities to Identify Youth at Risk of Gang Involvement	\$1,994,647 7/1/10-6/30/12	\$544,382 7/1/12-6/30/13	\$2,539,029
Alliance Worknet	Alliance Worknet	Computer Tutor	Services to Improve Educational and Skill Competencies for Youth Aged 17-21	\$731,367 7/1/10-6/30/12	\$264,411 7/1/12-6/30/13	\$995,778
Alliance Worknet	Alliance Worknet	Friends Outside	Employment and Training Services to: Ex-Offenders Paroled into Stanislaus County; Youth Aged 17-21; Older Youth at Risk of Gang Involvement	\$641,000 7/1/10-6/30/12	\$320,500 7/1/12-6/30/13	\$961,500
Alliance Worknet	Alliance Worknet	Stanislaus Literacy Center	General Educational Development (GED) Preparation Services	\$230,000 7/1/10-6/30/12	\$30,000 7/1/12-6/30/13	\$260,000
Alliance Worknet	Alliance Worknet - StanWORKs	Aspiranet	Advocacy Services and Bridging Activities for Welfare to Work Clients	\$220,000 7/1/10-6/30/12	\$100,000 7/1/12-6/30/13	\$320,000
Alliance Worknet	Alliance Worknet - StanWORKs	Center for Human Services	Advocacy Services and Bridging Activities for Welfare to Work Clients	\$200,000 7/1/10-6/30/12	\$100,000 7/1/12-6/30/13	\$300,000

*Contract totals listed that are less than \$100,000 represent separate contracts where the total contracted services with vendor exceed \$100,000

**Contract Summary Sheet
All Funds
Contracts over \$100,000**

Attachment B

Department	Budget Unit	Contractor	Brief Description of Service Provided or Position Held	Previous contractual amount	Proposed Contract Amount	Cumulative Contract Total
Alliance Worknet	Alliance Worknet - StanWORKs	Sierra Vista Child and Family Services	Advocacy Services and Bridging Activities for Welfare to Work Clients	\$210,000 7/1/10-6/30/12	\$100,000 7/1/12-6/30/13	\$310,000
Alliance Worknet	Alliance Worknet - StanWORKs	Stanislaus Literacy Center	General Educational Development (GED) Preparation, Basic Education, and Limited Vocational English as Second Language Services	\$65,000 7/1/11-6/30/12	\$65,000 7/1/12-6/30/13	\$130,000
Chief Executive Office	Operations & Services	Hinderliter De Llamas & Associates (HDL)	Sales Tax Auditor	\$160,000 7/1/10-6/30/12 Increase	\$85,000 7/1/12-6/30/13	\$245,000
Chief Executive Office	Operations & Services	Peterson Consulting	Lobbyist	\$86,241 7/1/10-6/30/12	\$37,494 7/1/12-6/30/13	\$123,735
Chief Executive Office	Operations & Services	Pillsbury, Winthrop, Shaw, Pitman	Consulting Services	\$210,000 7/1/10-6/30/12	\$120,000 7/1/12-6/30/13	\$330,000
Chief Executive Office	Operations & Services	Stanislaus Economic Development & Workforce Alliance	Economic Development	\$203,994 7/1/10-6/30/12	\$94,320 7/1/12-6/30/13	\$298,314
Chief Executive Office	Operations & Services	Gino Colacchia	Project Manager	\$180,600 5/16/11-6/30/12	\$170,000 7/1/12-6/30/13	\$350,600
Chief Executive Office	Plant Acquisition	Randall Cavanagh	Project Manager	\$250,280 7/1/10-6/30/12	\$125,280 7/1/12-6/30/13	\$375,560
Chief Executive Office	Plant Acquisition	Darrell Long	Project Manager	\$122,000 7/1/10-6/30/12	\$50,000 7/1/12-6/30/13	\$172,000

*Contract totals listed that are less than \$100,000 represent separate contracts where the total contracted services with vendor exceed \$100,000

Contract Summary Sheet
All Funds
Contracts over \$100,000

Attachment B

Department	Budget Unit	Contractor	Brief Description of Service Provided or Position Held	Previous contractual amount	Proposed Contract Amount	Cumulative Contract Total
Chief Executive Office	Plant Acquisition	Wulfsberg, Reese and Firstman	Legal Services	\$95,000 7/1/10-6/30/12	\$75,000 7/1/12-6/30/13	\$170,000
CEO-Capital Improvement Financial Authority	CEO-Capital Improvement Financial Authority	Kelling, Northcross and Nobriga (KNN)	Financial Advisor	\$100,000 7/1/10-6/30/12	\$50,000 7/1/12-6/30/13	\$150,000
CEO-Risk Management Division	General Liability Self-Insurance	Curtis Legal Group	Legal Services	\$1,200,000 7/1/10-6/30/12	\$675,000 7/1/12-6/30/13	\$1,875,000
CEO-Risk Management Division	General Liability Self-Insurance	Dan Farrar Attorney at Law	Legal Services	\$375,000 7/1/10-6/30/12	\$450,000 7/1/12-6/30/13	\$825,000
CEO-Risk Management Division	General Liability and Professional Liability Self-Insurance	Porter, Scott, Wieberg & Delehant	Legal Services	\$850,000 7/1/10-6/30/12	\$525,000 7/1/12-6/30/13	\$1,375,000
CEO-Risk Management Division	General Liability Self-Insurance Fund	Kroloff, Belcher, Smart, Perry & Christopherson	Legal Services	\$90,000 7/1/10-6/30/12	\$60,000 7/1/12-6/30/13	\$150,000
CEO-Risk Management Division	Professional Liability Self-Insurance	Riggio Mordaunt & Kelly	Legal Services	\$220,000 7/1/10-6/30/12	\$175,000 7/1/12-6/30/13	\$395,000
CEO-Risk Management Division	General Liability Self-Insurance Fund	Renne Sloan Holtzman Sakai LLP	Legal Services	\$135,000 4/1/11 - 6/30/12	\$100,000 7/1/12-6/30/13	\$235,000
CEO-Risk Management Division	General Liability Self-Insurance	Robinson & Wood Inc.	Legal Services	\$70,000 7/1/10-6/30/12	\$100,000 7/1/12-6/30/13	\$170,000
CEO-Risk Management Division	Risk Management and Medical Self-Insurance	Sidles Duncan & Associates	Consulting Services	\$222,500 7/1/10-6/30/12	\$165,000 7/1/12-6/30/13	\$387,500

*Contract totals listed that are less than \$100,000 represent separate contracts where the total contracted services with vendor exceed \$100,000

**Contract Summary Sheet
All Funds
Contracts over \$100,000**

Attachment B

Department	Budget Unit	Contractor	Brief Description of Service Provided or Position Held	Previous contractual amount	Proposed Contract Amount	Cumulative Contract Total
Child Support Services	Child Support Services	Calserve Inc.	Proof of Service	\$299,749 7/01/10-6/30/12	\$180,000 7/1/12-6/30/13	\$479,749
Child Support Services	Child Support Services	Contra Costa County Department of Child Support Services	Early Intervention and Delinquency Prevention Services by Maximus	\$116,701 4/01/11-6/30/12	\$95,000 7/1/12-6/30/13	\$211,701
Children and Families Commission	Children and Families Commission	AspiraNet	Turlock Family Resource Center	\$442,580 7/1/10-6/30/12	\$203,942 7/1/12-6/30/13	\$646,522
Children and Families Commission	Children and Families Commission	Center for Human Services	Ceres Family Resource Center	\$338,729 7/1/10-6/30/12	\$154,771 7/1/12-6/30/13	\$493,500
Children and Families Commission	Children and Families Commission	Center for Human Services	Oakdale Family Resource Center	\$281,579 7/1/10-6/30/12	\$127,711 7/1/12-6/30/13	\$409,290
Children and Families Commission	Children and Families Commission	Center for Human Services	Westside Family Resource Centers	\$381,102 7/1/10-6/30/12	\$169,224 7/1/12-6/30/13	\$550,326
Children and Families Commission	Children and Families Commission	Children's Crisis Center	Respite Care for Children at Risk of Abuse or Neglect	\$920,000 7/1/10-6/30/12	\$460,000 7/1/12-6/30/13	\$1,380,000
Children and Families Commission	Children and Families Commission	El Concilio	Counseling Services for Families with Children Ages 0-5 and Pregnant Women	\$196,000 7/1/10-6/30/12	\$98,000 7/1/12-6/30/13	\$294,000
Children and Families Commission	Children and Families Commission	Keyes Unified School District (Keyes Elementary)	School Readiness Program	\$125,000 7/1/10-6/30/12	\$10,000 7/1/12-6/30/13	\$135,000

*Contract totals listed that are less than \$100,000 represent separate contracts where the total contracted services with vendor exceed \$100,000

**Contract Summary Sheet
All Funds
Contracts over \$100,000**

Attachment B

Department	Budget Unit	Contractor	Brief Description of Service Provided or Position Held	Previous contractual amount	Proposed Contract Amount	Cumulative Contract Total
Children and Families Commission	Children and Families Commission	Parent Resource Center	Family Resource Connection-FRC Services (Central Modesto)	\$943,806 6/1/10-6/30/12	\$435,651 7/1/12-6/30/13	\$1,379,457
Children and Families Commission	Children and Families Commission	Patterson Unified School District (Grayson Charter)	School Readiness Program	\$125,000 7/1/10-6/30/12	\$10,000 7/1/12-6/30/13	\$135,000
Children and Families Commission	Children and Families Commission	Riverbank Unified School District (California Ave. Elementary and Rio Altura Elementary)	School Readiness Program	\$250,000 7/1/10-6/30/12	\$20,000 7/1/12-6/30/13	\$270,000
Children and Families Commission	Children and Families Commission	Sierra Vista Child & Family Services	Hughson Family Resource Center	\$267,120 7/1/10-6/30/12	\$120,865 7/1/12-6/30/13	\$387,985
Children and Families Commission	Children and Families Commission	Sierra Vista Child & Family Services	The Bridge-Family Resource Center	\$370,000 7/1/10-6/30/12	\$185,000 7/1/12-6/30/13	\$555,000
Children and Families Commission	Children and Families Commission	Sierra Vista Child & Family Services	North Modesto/Salida Family Resource Center	\$745,133 7/1/10-6/30/12	\$347,192 7/1/12-6/30/13	\$1,092,325
Children and Families Commission	Children and Families Commission	Stanislaus County Behavioral Health and Recovery Services	Specialized Early Childcare Program - Childcare Consultation at Early Education Settings and Mental Health Services to Families	\$3,046,018 7/1/10-6/30/11	\$1,523,009 7/1/12-6/30/13	\$4,569,027

*Contract totals listed that are less than \$100,000 represent separate contracts where the total contracted services with vendor exceed \$100,000

**Contract Summary Sheet
All Funds
Contracts over \$100,000**

Attachment B

Department	Budget Unit	Contractor	Brief Description of Service Provided or Position Held	Previous contractual amount	Proposed Contract Amount	Cumulative Contract Total
Children and Families Commission	Children and Families Commission	Stanislaus County Health Services Agency	Healthy Birth Outcomes	\$2,678,320 7/1/10-6/30/12	\$1,339,160 7/1/12-6/30/13	\$4,017,480
Children and Families Commission	Children and Families Commission	Stanislaus County Health Services Agency	Healthy Cubs-Health Access to Uninsured Children	\$1,140,000 7/1/10-6/30/12	\$325,000 7/1/12-6/30/13	\$1,465,000
Children and Families Commission	Children and Families Commission	Stanislaus County Office of Education	Healthy Start Program Support - Education, Health Services, Mental Health and Social Services	\$913,592 7/1/10-6/30/12	\$498,398 7/1/12-6/30/13	\$1,411,990
Children and Families Commission	Children and Families Commission	Stanislaus Family Justice Center Foundation	Family Justice Center - Centralized Services to Victims of Violent Crimes Ages 0-5 and Families	\$200,000 7/1/10-6/30/12	\$100,000 7/1/12-6/30/13	\$300,000
Children and Families Commission	Children and Families Commission	Turlock Unified School District (Wakefield, Osborn, and Cunningham Elementary Schools)	School Readiness Program	\$375,000 7/1/10-6/30/12	\$30,000 7/1/12-6/30/13	\$405,000
Children and Families Commission	Children and Families Commission	United Way of Stanislaus County	2-1-1 Information and Referrals to Human Services Providers Countywide	\$300,000 7/1/10-6/30/12	\$100,000 7/1/12-6/30/13	\$400,000
Environmental Resources	Landfill - Fink Road	Ron Grider	Personal Services Contract - Project Management	\$126,500 2/22/10-6/30/12	\$26,000 7/1/12-12/31/12	\$152,500
Environmental Resources	Administration	Jack Leguria	Personal Services Contract - Project Management	\$94,000 7/1/10-6/30/12	\$47,000 7/1/12-6/30/13	\$141,000

*Contract totals listed that are less than \$100,000 represent separate contracts where the total contracted services with vendor exceed \$100,000

**Contract Summary Sheet
All Funds
Contracts over \$100,000**

Attachment B

Department	Budget Unit	Contractor	Brief Description of Service Provided or Position Held	Previous contractual amount	Proposed Contract Amount	Cumulative Contract Total
Library	Library	Guardsmark	Security Guards for Library Facilities	\$173,000 7/1/10-6/30/12	\$108,000 7/1/12-6/30/13	\$281,000
Library	Library	Stanislaus Literacy Center	Literacy Services	\$263,582 7/1/10-6/30/12	\$100,000 7/1/12-6/30/13	\$363,582
Library	Library	Pride Industries	Janitorial Services	\$40,205 7/1/10-6/30/12	\$80,410 7/1/12-6/30/13	\$120,615
Probation	Institutions	ARC Catering	Food Services	\$1,200,000 7/1/10-6/30/12	\$350,000 7/1/12-6/30/13	\$1,550,000
Probation	Institutions and JJCPA	Behavioral Interventions	Continuous Electronic Monitoring	\$180,000 7/1/10-6/30/12	\$90,000 7/1/12-6/30/13	\$270,000
Probation	Field Services and JJCPA	Redwood Toxicology	Drug Testing	\$100,000 7/1/10-6/30/12	\$50,000 7/1/12-6/30/13	\$150,000
Sheriff	Administration	Jocelyn E Roland PhD	Pre-employment Psychological Screening	\$83,542 7/1/10-6/30/12	\$70,000 7/1/12-6/30/13	\$153,542
Sheriff	Administration	Key Government Finance Inc	Financing for Voice Over Internet Protocol	\$270,094 7/1/10-6/30/12	\$135,047 7/1/12-6/30/13	\$405,141
Sheriff	Administration	Sable Computers dba KIS Computer	Computer Equipment	\$70,223 7/1/10-6/30/12	\$70,223 7/1/12-6/30/13	\$140,446
Sheriff	Detention	Allen Packaging Co	Disposable Trays	\$458,538 7/1/10-6/30/12	\$270,000 7/1/12-6/30/13	\$728,538
Sheriff	Detention	Behavioral Interventions	Monitor Home Detention	\$115,744 7/1/10-6/30/12	\$375,000 7/1/12-6/30/13	\$490,744

*Contract totals listed that are less than \$100,000 represent separate contracts where the total contracted services with vendor exceed \$100,000

**Contract Summary Sheet
All Funds
Contracts over \$100,000**

Attachment B

Department	Budget Unit	Contractor	Brief Description of Service Provided or Position Held	Previous contractual amount	Proposed Contract Amount	Cumulative Contract Total
Sheriff	Detention	Ekon-O-Pac Inc	Crockery Items	\$90,752 7/1/10-6/30/12	\$45,000 7/1/12-6/30/13	\$135,752
Sheriff	Detention	Foster Farms Inc	Food Services	\$247,190 7/1/10-6/30/12	\$130,000 7/1/12-6/30/13	\$377,190
Sheriff	Detention	Friends Outside	Life Skills - Inmates	\$414,723 7/1/10-6/30/12	\$247,600 7/1/12-6/30/13	\$662,323
Sheriff	Detention	Good Source Inc	Food Services	\$92,029 7/1/10-6/30/12	\$25,000 7/1/12-6/30/13	\$117,029
Sheriff	Detention	Manpower Inc	Temporary Labor	\$90,207 7/1/10-6/30/12	\$45,000 7/1/12-6/30/13	\$135,207
Sheriff	Detention	Mike Atinsky	Personal Services Contract - Chaplain Services	\$95,156 7/1/10-6/30/12	\$48,000 7/1/12-6/30/13	\$143,156
Sheriff	Detention	National Food Group Inc Formerly CSV Sales Inc	Food Services	\$108,508 7/1/10-6/30/12	\$95,000 7/1/12-6/30/13	\$203,508
Sheriff	Detention	Norment Security Group Inc	Maintenance Cell Doors	\$89,869 7/1/10-6/30/12	\$40,000 7/1/12-6/30/13	\$129,869
Sheriff	Detention	SYSCO Food Services	Food Services	\$1,304,095 7/1/10-6/30/12	\$675,000 7/1/12-6/30/13	\$1,979,095
Sheriff	Detention	US Food Service	Food for Inmates	\$147,869 7/1/10-6/30/12	\$0 7/1/12-6/30/13	\$147,869
Sheriff	Inmate Welfare	Frito Lay	Commissary Items	\$87,256 7/1/10-6/30/12	\$50,000 7/1/12-6/30/13	\$137,256

*Contract totals listed that are less than \$100,000 represent separate contracts where the total contracted services with vendor exceed \$100,000

**Contract Summary Sheet
All Funds
Contracts over \$100,000**

Attachment B

Department	Budget Unit	Contractor	Brief Description of Service Provided or Position Held	Previous contractual amount	Proposed Contract Amount	Cumulative Contract Total
Sheriff	Inmate Welfare	Jenny Service Co	Commissary Items	\$152,735 7/1/10-6/30/12	\$85,000 7/1/12-6/30/13	\$237,735
Sheriff	Inmate Welfare	Keefe Supply Co/Crawford Supply Co	Commissary Items	\$257,430 7/1/10-6/30/12	\$140,000 7/1/12-6/30/13	\$397,430
Sheriff	Inmate Welfare	Law Search Associates LLC dba Legal	Legal Research	\$69,482 7/1/10-6/30/12	\$80,000 7/1/12-6/30/13	\$149,482
Sheriff	Inmate Welfare	McKee Foods	Food for Commissary	\$70,606 7/1/10-6/30/12	\$40,000 7/1/12-6/30/13	\$110,606
Sheriff	Inmate Welfare	Mid-States Service Inc	Items for Commissary	\$78,383 7/1/10-6/30/12	\$40,000 7/1/12-6/30/13	\$118,383
Sheriff	Multiple	Amrel / American Reliance Inc	MDT Maintenance	\$136,680 7/1/10-6/30/12	\$86,250 7/1/12-6/30/13	\$222,930
Sheriff	Multiple	AT&T Global Services	Phone Services	\$198,112 7/1/10-6/30/12	\$97,403 7/1/12-6/30/13	\$295,515
Sheriff	Multiple	AT&T Mobility II LLC	Phone Services	\$159,414 7/1/10-6/30/12	\$68,597 7/1/12-6/30/13	\$228,010
Sheriff	Multiple	Bertolotti Disposal Inc	Utilities - Garbage Disposal	\$149,528 7/1/10-6/30/12	\$73,712 7/1/12-6/30/13	\$223,240
Sheriff	Multiple	Bob Barker Co Inc	Dry Goods for Inmates	\$388,819 7/1/10-6/30/12	\$200,000 7/1/12-6/30/13	\$588,819
Sheriff	Multiple	California Department of Justice	Livescan/Hair and Skin Analysis	\$192,292 7/1/10-6/30/12	\$135,548 7/1/12-6/30/13	\$327,840

*Contract totals listed that are less than \$100,000 represent separate contracts where the total contracted services with vendor exceed \$100,000

**Contract Summary Sheet
All Funds
Contracts over \$100,000**

Attachment B

Department	Budget Unit	Contractor	Brief Description of Service Provided or Position Held	Previous contractual amount	Proposed Contract Amount	Cumulative Contract Total
Sheriff	Multiple	CDW Government Inc	Computer Supplies	\$88,237 7/1/10-6/30/12	\$56,751 7/1/12-6/30/13	\$144,988
Sheriff	Multiple	Central Sanitary Supply	Cleaning/Sanitary Supplies	\$166,115 7/1/10-6/30/12	\$89,191 7/1/12-6/30/13	\$255,306
Sheriff	Multiple	City of Modesto	Police Sgt Coord/StanCatt Deputy/Bus Passes	\$916,584 7/1/10-6/30/12	\$311,986 7/1/12-6/30/13	\$1,228,570
Sheriff	Multiple	Cogent Systems	Software Maintenance and Support	\$813,631 7/1/10-6/30/12	\$328,963 7/1/12-6/30/13	\$1,142,595
Sheriff	Multiple	CompuCom Systems Inc	Computer Software and Licenses	\$50,425 7/1/10-6/30/12	\$52,588 7/1/12-6/30/13	\$103,013
Sheriff	Multiple	Downtown Ford	Vehicles	\$125,012 7/1/10-6/30/12	\$100,000 7/1/12-6/30/13	\$225,012
Sheriff	Multiple	Folsom Lake Ford	Vehicles	\$81,460 7/1/10-6/30/12	\$81,460 7/1/12-6/30/13	\$162,919
Sheriff	Multiple	Ford Motor Credit Co	Vehicle Leases	\$777,383 7/1/10-6/30/12	\$20,820 7/1/12-6/30/13	\$798,203
Sheriff	Multiple	Global Tell Link Corp	Phone Cards for Inmates and Circuit Costs	\$136,815 7/1/10-6/30/12	\$70,000 7/1/12-6/30/13	\$206,815
Sheriff	Multiple	Imageware Software inc	Software Maintenance and Support	\$103,285 7/1/10-6/30/12	\$60,000 7/1/12-6/30/13	\$163,285

*Contract totals listed that are less than \$100,000 represent separate contracts where the total contracted services with vendor exceed \$100,000

**Contract Summary Sheet
All Funds
Contracts over \$100,000**

Attachment B

Department	Budget Unit	Contractor	Brief Description of Service Provided or Position Held	Previous contractual amount	Proposed Contract Amount	Cumulative Contract Total
Sheriff	Multiple	LC Action Policy Supply	Patrol Supplies, Vests and Ammunition	\$92,642 7/1/10-6/30/12	\$350,000 7/1/12-6/30/13	\$442,642
Sheriff	Multiple	Mo-Cal Office Solutions	Copier Leases and Maintenance	\$69,215 7/1/10-6/30/12	\$50,000 7/1/12-6/30/13	\$119,215
Sheriff	Multiple	Nextel Communication Inc	Communications	\$208,376 7/1/10-6/30/12	\$86,494 7/1/12-6/30/13	\$294,870
Sheriff	Multiple	Simplex Grinnell	Maintenance Fire and Security	\$195,710 7/1/10-6/30/12	\$89,000 7/1/12-6/30/13	\$284,710
Sheriff	Multiple	Sky Trek Aviation Inc	Fuel, Parts, and Air Support Services	\$93,109 7/1/10-6/30/12	\$51,075 7/1/12-6/30/13	\$144,184
Sheriff	Multiple	Smalleys Wholesale Inc	Ammunition	\$109,031 7/1/10-6/30/12	\$100,000 7/1/12-6/30/13	\$209,031
Sheriff	Multiple	Stanislaus Drug Enforcement Agency	In-Kind Grant Contribution	\$282,162 7/1/10-6/30/12	\$75,334 7/1/12-6/30/13	\$357,496
Sheriff	Multiple	Stanislaus Literacy Center	General Educational Development and Tutoring Inmates	\$251,178 7/1/10-6/30/12	\$173,500 7/1/12-6/30/13	\$424,678
Sheriff	Multiple	Staples Advantage	Office Supplies	\$276,792 7/1/10-6/30/12	\$149,315 7/1/12-6/30/13	\$426,107
Sheriff	Multiple	Stericycle Inc	Hazardous Waste Disposal	\$88,266 7/1/10-6/30/12	\$40,407 7/1/12-6/30/13	\$128,673
Sheriff	Multiple	Telcion Communication Group	Technology	\$106,795 7/1/10-6/30/12	\$55,000 7/1/12-6/30/13	\$161,795

*Contract totals listed that are less than \$100,000 represent separate contracts where the total contracted services with vendor exceed \$100,000

**Contract Summary Sheet
All Funds
Contracts over \$100,000**

Attachment B

Department	Budget Unit	Contractor	Brief Description of Service Provided or Position Held	Previous contractual amount	Proposed Contract Amount	Cumulative Contract Total
Sheriff	Multiple	Turlock Irrigation District	Electrical Services	\$157,871 7/1/10-6/30/12	\$74,775 7/1/12-6/30/13	\$232,646
Sheriff	Multiple	Verizon Wireless	Communications	\$12,074 7/1/10-6/30/12	\$119,936 7/1/12-6/30/13	\$132,010
Sheriff	Operations	Cardoza Bettencourt Investments LLC	Salida Substation Lease	\$104,857 7/1/10-6/30/12	\$0 7/1/12-6/30/13	\$104,857
Sheriff	Operations	Central Valley Toxicology Inc	Toxicology Services	\$130,617 7/1/10-6/30/12	\$72,000 7/1/12-6/30/13	\$202,617
Sheriff	Operations	Joellene Schwandt	Personal Services Contract - Law Enforcement Training/Instructor	\$72,420 7/1/10-6/30/12	\$50,000 7/1/12-6/30/13	\$122,420
Sheriff	Operations	Tom Hillier Ford	Vehicles	\$392,200 7/1/10-6/30/12	\$155,000 7/1/12-6/30/13	\$547,200
Sheriff	Operations	Wondries Fleet Group	Vehicles	\$544,375 7/1/10-6/30/12	\$700,000 7/1/12-6/30/13	\$1,244,375
Strategic Business Technology	Strategic Business Technology	Oracle	Software and Maintenance for Financial Management System	\$444,093 7/1/10-6/30/12	\$232,046 7/1/12-6/30/13	\$676,139
Strategic Business Technology	Strategic Business Technology	PeopleSoft	Software and Maintenance for Payroll, Human Resources and Risk Management System	\$485,181 7/1/10-6/30/12	\$247,379 7/1/12-6/30/13	\$732,560

*Contract totals listed that are less than \$100,000 represent separate contracts where the total contracted services with vendor exceed \$100,000

**Contract Summary Sheet
All Funds
Contracts over \$100,000**

Attachment B

Department	Budget Unit	Contractor	Brief Description of Service Provided or Position Held	Previous contractual amount	Proposed Contract Amount	Cumulative Contract Total
Strategic Business Technology	Strategic Business Technology - Telecomm	Telcion (Formerly NetLogic)	Voice Over Internet Protocol Software, Equipment and Technical Support	\$227,484 7/1/10-6/30/12	\$116,112 7/1/12-6/30/13	\$343,596

*Contract totals listed that are less than \$100,000 represent separate contracts where the total contracted services with vendor exceed \$100,000

Contract Summary Sheet

Attachment C

All Funds

Contracts between \$50,000-\$100,000

Department	Budget Unit	Contractor	Brief Description of Service Provided or Position Held	Previous contractual amount	Proposed Contract Amount	Cumulative Contract Total
Auditor-Controller	Various Departmental Budgets	MGT of America, Inc.	Annual SB 90 Claims	\$45,500 7/1/11-6/30/12	\$45,500 7/1/12-6/30/13	\$91,000
Chief Executive Office	Plant Acquisition	Matthew Innes	Project Engineer	\$18,500 2/27/12-6/30/12	\$60,000 7/1/12-6/30/13	\$78,500
CEO-Risk Management Division	Professional Liability Self-Insurance	Risk Management Services	Third Party Administration Fees, Costs and Expenses	\$33,500 7/1/10-6/30/12	\$25,000 7/1/12-6/30/13	\$58,500
CEO-Risk Management Division	Other Employee Benefits	Arnerich, Massena, & Associates	Deferred Compensation Consultants	\$66,000 7/1/10-6/30/12	\$32,000 7/1/12-6/30/13	\$98,000
CEO-Risk Management Division	Workers' Compensation Self-Insurance	Permanente Medical Group, Inc.	Pre-employment Testing	\$55,000 7/1/10-6/30/12	\$45,000 7/1/12-6/30/13	\$100,000
Child Support Services	Child Support Services	Laboratory Corp. of America	Genetic Testing	\$47,480 7/01/10-6/30/12	\$25,000 7/1/12-6/30/13	\$72,480
Community Services Agency	Services & Support	Solidarity	Sober Living Environment	\$85,000 7/1/11-6/30/12	\$14,000 7/1/12-6/30/13	\$99,000
Environmental Resources	Environmental Resources - Hazmat / Landfill	Horacio Ferriz	Personal Services Contract - Geological Expertise	\$51,638 7/1/10-6/30/12	\$24,254 7/1/12-6/30/13	\$75,892
Library	Library	Dynix	Software Maintenance	\$50,535 7/1/10-6/30/12	\$25,000 7/1/12-6/30/13	\$75,535
Parks & Recreation	Parks and Recreation - Modesto Reservoir	Wilson Family Plumbing	Lift Station Upgrade	\$0	\$69,710 6/1/12-12/31/12	\$69,710
Probation	Administration, Field Services and Institutions	Mo Cal Office Solutions	Maintenance of Copiers	\$32,500 7/1/10-6/30/12	\$17,500 7/1/12-6/30/13	\$50,000

*Contract totals listed that are less than \$50,000 represent separate contracts where the total contracted services with the vendor exceed \$50,000

Contract Summary Sheet

Attachment C

All Funds

Contracts between \$50,000-\$100,000

Department	Budget Unit	Contractor	Brief Description of Service Provided or Position Held	Previous contractual amount	Proposed Contract Amount	Cumulative Contract Total
Probation	Administration, Field Services and Institutions	US Bank	Leasing of Copy Machines	\$28,000 7/1/10-6/30/12	\$15,000 7/1/11-6/30/13	\$43,000
Public Works	Administration	Cascade Software Systems	Road Accounting Software	\$67,957 7/1/10-6/30/12	\$29,290 7/1/12-6/30/13	\$97,247
Public Works	Transit	Stacie Morales	Personal Services Contract	\$49,708 7/1/10-6/30/12	\$35,000 7/1/12-6/30/13	\$84,708
Public Works	Transit	Dittos/Pinnacle Solutions	Guides, Brochures, and Miscellaneous Printing	\$61,330 7/1/10-6/30/12	\$25,000 7/1/12-6/30/13	\$86,330
Sheriff	Administration	Bear Data Systems Inc	Voice Over Internet Protocol Maintenance	\$34,985 7/1/10-6/30/12	\$18,225 7/1/12-6/30/13	\$53,210
Sheriff	Detention	Glove Planet LLC	Gloves	\$41,696 7/1/10-6/30/12	\$22,423 7/1/12-6/30/13	\$64,119
Sheriff	Detention	JSWWC - Jared Steeley Wastewater	Manage, Operate and Monitor Water System	\$61,703 7/1/10-6/30/12	\$32,000 7/1/12-6/30/13	\$93,703
Sheriff	Detention	Judicial Council of California Administrative Office	Maintenance	\$41,700 7/1/10-6/30/12	\$21,000 7/1/12-6/30/13	\$62,700
Sheriff	Multiple	Adamson Police Products	Law Enforcement Supplies	\$40,401 7/1/10-6/30/12	\$34,474 7/1/12-6/30/13	\$74,875
Sheriff	Multiple	AT&T	Phone Services	\$59,165 7/1/10-6/30/12	\$32,815 07/1/12-6/30/13	\$91,979
Sheriff	Multiple	Home Depot	Equipment and Supplies	\$47,951 7/1/10-6/30/12	\$10,926 07/1/12-6/30/13	\$58,877

*Contract totals listed that are less than \$50,000 represent separate contracts where the total contracted services with the vendor exceed \$50,000

Contract Summary Sheet
All Funds
Contracts between \$50,000-\$100,000

Attachment C

Department	Budget Unit	Contractor	Brief Description of Service Provided or Position Held	Previous contractual amount	Proposed Contract Amount	Cumulative Contract Total
Sheriff	Multiple	Hewlett Packard Co	Computer Supplies	\$45,437 7/1/10-6/30/12	\$40,711 07/1/12-6/30/13	\$86,148
Sheriff	Multiple	JS West Co	Propane	\$43,069 7/1/10-6/30/12	\$20,442 07/1/12-6/30/13	\$63,511
Sheriff	Multiple	Pen Link LTD	High Intensity Drug Trafficking Area (HIDTA) Expenses	\$57,250 7/1/10-6/30/12	\$28,625 07/1/12-6/30/13	\$85,875
Sheriff	Multiple	Proforce Law Enforcement	Law Enforcement Supplies	\$52,920 7/1/10-6/30/12	\$10,812 07/1/12-6/30/13	\$63,732
Sheriff	Operations	Aviall Inc	Parts and Supplies for Aircraft	\$68,102 7/1/10-6/30/12	\$25,000 07/1/12-6/30/13	\$93,102
Sheriff	Operations	California Professional Manufacturing Inc	Coroner Supplies	\$43,275 7/1/10-6/30/12	\$37,025 07/1/12-6/30/13	\$80,299
Sheriff	Operations	City of Waterford	Return of Overpaid Law Enforcement Services Fees	\$40,770 7/1/10-6/30/12	\$21,383 07/1/12-6/30/13	\$62,153
Sheriff	Operations	Gary Ballard	Personal Services Contract - Aircraft Mechanic	\$62,200 7/1/10-6/30/12	\$30,000 07/1/12-6/30/13	\$92,200
Sheriff	Operations	Herbert L Watkins Technical Svcs Inc	Aircraft Mechanic	\$32,862 7/1/10-6/30/12	\$25,000 07/1/12-6/30/13	\$57,862
Sheriff	Operations	Michael Cook	Personal Services Contract - Emergency Vehicle Operations Course (EVOC) Instructor	\$39,938 7/1/10-6/30/12	\$50,000 07/1/12-6/30/13	\$89,938

*Contract totals listed that are less than \$50,000 represent separate contracts where the total contracted services with the vendor exceed \$50,000

Contract Summary Sheet

Attachment C

All Funds

Contracts between \$50,000-\$100,000

Department	Budget Unit	Contractor	Brief Description of Service Provided or Position Held	Previous contractual amount	Proposed Contract Amount	Cumulative Contract Total
Sheriff	Operations	Southland Medical Corp	Lab Supplies for Coroner	\$49,198 7/1/10-6/30/12	\$23,325 07/1/12-6/30/13	\$72,523
Strategic Business Technology	Strategic Business Technology	Alfresco	Electronic Content and Data Management Software and Support	\$38,650 7/1/10-6/30/12	\$20,650 7/1/12-6/30/13	\$59,300
Strategic Business Technology	Strategic Business Technology	Bear Data Systems Inc.	Commvault Software Maintenance and Support	\$40,406 7/1/10-6/30/12	\$26,496 7/1/12-6/30/13	\$66,902
Strategic Business Technology	Strategic Business Technology	CompuCom	Microsoft Software Licensing, User Client Access Licenses (CALs), and Support	\$24,255 7/1/10-6/30/12	\$12,127 7/1/12-6/30/13	\$36,382
Strategic Business Technology	Strategic Business Technology	Front Range Solutions	Helpdesk Expert Automation Tool (HEAT) Software Maintenance and Support	\$15,180 7/1/10-6/30/12	\$8,694 7/1/12-6/30/13	\$23,874
Strategic Business Technology	Strategic Business Technology	Government Jobs.com (dba NEOGov)	Online Job Application Capability	\$39,000 7/1/10-6/30/12	\$19,500 7/1/12-6/30/13	\$58,500
Strategic Business Technology	Strategic Business Technology	Government Outreach	Customer Relations Management Software Maintenance and Support	\$28,500 7/1/10-6/30/12	\$15,000 7/1/12-6/30/13	\$43,500
Strategic Business Technology	Strategic Business Technology	Novell	Software and Maintenance for Groupwise, Netware, and Zenworks	\$63,524 7/1/10-6/30/12	\$26,096 7/1/12-6/30/13	\$89,620

*Contract totals listed that are less than \$50,000 represent separate contracts where the total contracted services with the vendor exceed \$50,000

**NOTICE OF PUBLIC HEARING
STANISLAUS COUNTY
FINAL BUDGET
FISCAL YEAR 2012-2013**

NOTICE IS HEREBY GIVEN that on Tuesday, September 11, 2012, at 9:05 a.m., or as soon thereafter as the matter may be heard, the Stanislaus County Board of Supervisors will meet in the Basement Chambers, 1010 10th Street, Modesto, CA, to open the hearing and consider the approval of the Final Budget, Fiscal Year 2012-2013. If necessary, the hearing for the Final Budget may be continued to September 12, 2012 and September 13, 2012 at 9:00 a.m. for further staff and public comment.

ADDITIONAL NOTICE IS GIVEN that on August 31, 2012, at 3:00 p.m., the Final Budget document will be available for review online at <http://www.stancounty.com/budget/index.shtm> and at the Chief Executive Office, 1010 10th St., Suite 6800, Modesto, CA. In addition, the Final Budget document will be available for review at all the Stanislaus County branch libraries on September 1, 2012.


NOTICE IS FURTHER GIVEN that at the said time and place, interested persons will be given the opportunity to be heard. For further information, contact Patricia Hill Thomas or Stan Risen, Stanislaus County Chief Executive Office, (209) 525-6333 or at 1010 10th Street, Suite 6800, Modesto, CA.

BY ORDER OF THE BOARD OF SUPERVISORS

DATED: June 5, 2012

ATTEST: CHRISTINE FERRARO TALLMAN, Clerk
of the Board of Supervisors
of the County of Stanislaus,
State of California

BY:


Elizabeth A. King, Assistant Clerk of the Board

Recommended Proposed Budget
Budget Year 2012-2013



Stanislaus County

CALIFORNIA

Submitted by
Chief Executive Officer
Monica Nino

BOARD OF SUPERVISORS

William O'Brien, Chair

Vito Chiesa

Terry Withrow

Dick Monteith

Jim DeMartini



GOVERNMENT FINANCE OFFICERS ASSOCIATION

*Distinguished
Budget Presentation
Award*

PRESENTED TO

**Stanislaus County
California**

For the Fiscal Year Beginning

July 1, 2011

Linda C. Danison Jeffrey R. Egan

President

Executive Director

The Government Finance Officers Association of the United States and Canada (GFOA) presented a Distinguished Budget Presentation Award to Stanislaus County for its annual budget for the Fiscal Year beginning July 1, 2011.

In order to receive this award, a governmental unit must publish a budget document that meets program criteria as a policy document, as an operations guide, as a financial plan, and as a communication device.

The award is valid for one year and is the ninth in the history of Stanislaus County. We believe our current budget document continues to conform to program requirements, and we are submitting it to GFOA to determine eligibility for another award.

STANISLAUS COUNTY 2011 AWARD

Front Cover Picture: Sunrise Over the Sierras in East Stanislaus County

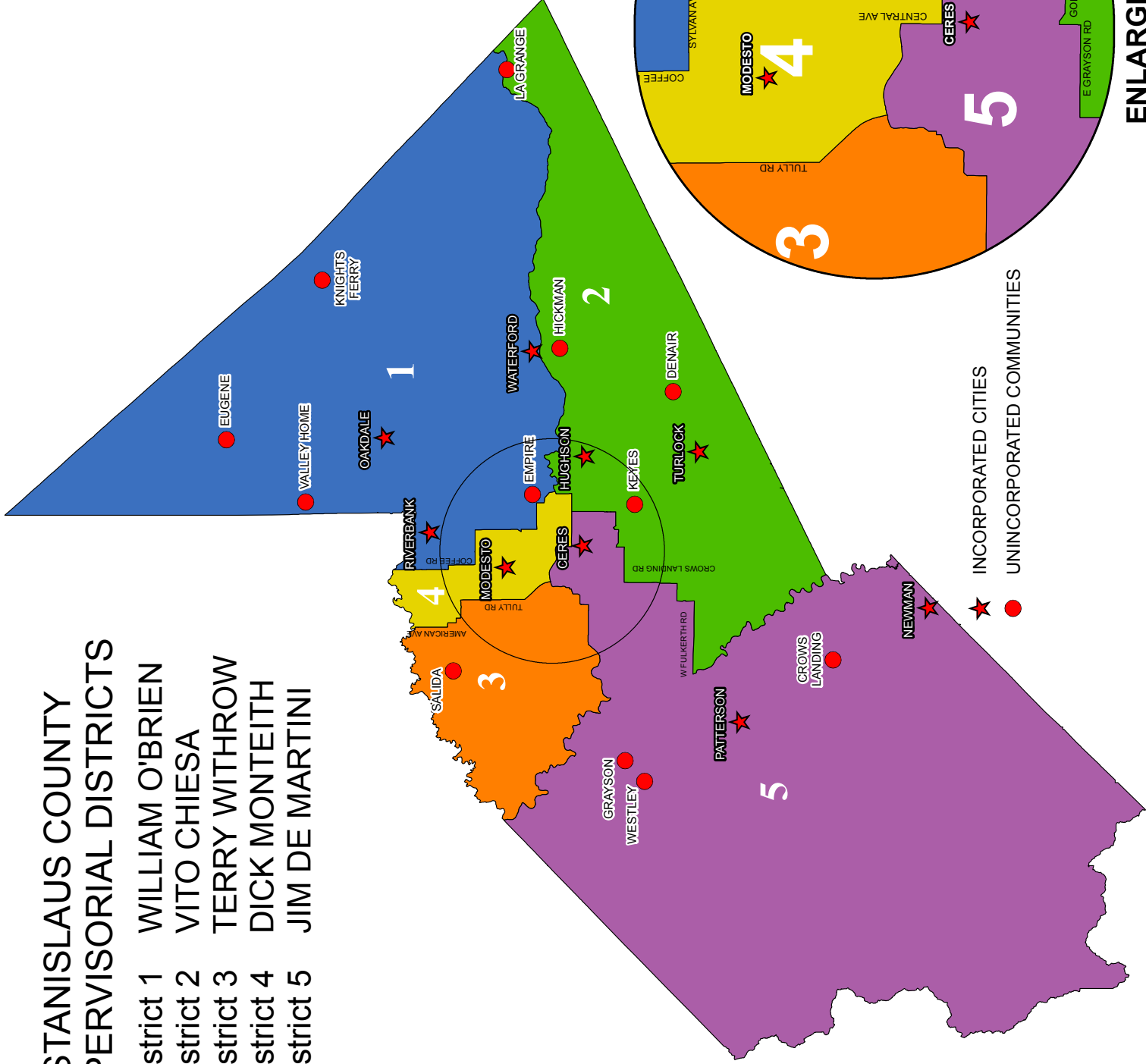
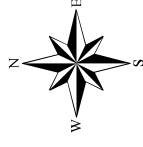
BOARD OF SUPERVISORS



From left to right: Supervisor Dick Monteith, District 4; Supervisor William O'Brien, District 1; Supervisor Jim DeMartini, District 5; Supervisor Terry Withrow, District 3; and Supervisor Vito Chiesa, District 2.

STANISLAUS COUNTY SUPERVISORIAL DISTRICTS

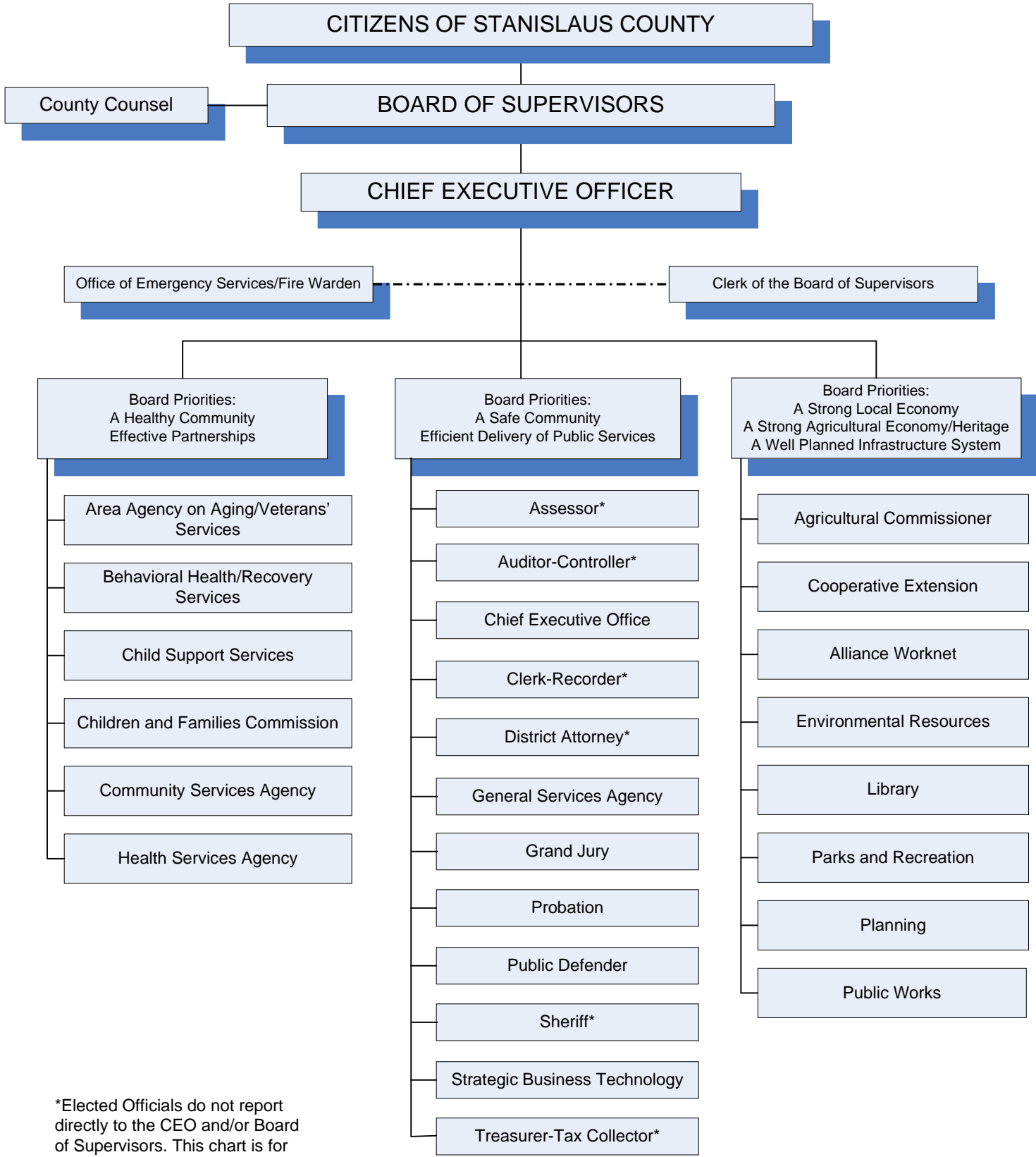
- District 1 WILLIAM O'BRIEN
- District 2 VITO CHIESA
- District 3 TERRY WITHROW
- District 4 DICK MONTEITH
- District 5 JIM DE MARTINI



★ INCORPORATED CITIES
● UNINCORPORATED COMMUNITIES

ENLARGEMENT

STANISLAUS COUNTY ORGANIZATIONAL CHART



*Elected Officials do not report directly to the CEO and/or Board of Supervisors. This chart is for budget purposes.
Revised March 2012

SUMMARY OF BOARD PRIORITIES AND GOALS

BOARD PRIORITY	GOALS
A Safe Community	<ol style="list-style-type: none"> 1. Demonstrate responsiveness to reported trends in criminal activity 2. Improve the effectiveness and efficiency of the criminal justice system 3. Ensure local and regional disaster preparedness 4. Reduce pet overpopulation 5. Promote public awareness
A Healthy Community	<ol style="list-style-type: none"> 1. Promote and provide access to services that support continued health, self-sufficiency, accountability, protection and independence based upon available funding and current regulations.
A Strong Local Economy	<ol style="list-style-type: none"> 1. Facilitate job creation 2. Promote an attractive regional environment 3. Promote adequate/affordable housing
Effective Partnerships	<ol style="list-style-type: none"> 1. Explore, identify and evaluate opportunities for effective partnerships 2. Recognize and promote the value of partnerships to the community
A Strong Agricultural Economy/Heritage	<ol style="list-style-type: none"> 1. Support and promote agricultural products, education, technology and innovation 2. Protect agriculture resources 3. Manage threats to agriculture
A Well Planned Infrastructure System	<ol style="list-style-type: none"> 1. Ensure reliable water sources—quality and quantity 2. Improve transportation circulation 3. Promote effective solid waste disposal 4. Develop a comprehensive flood control strategy
Efficient Delivery of Public Services	<ol style="list-style-type: none"> 1. Improve customer satisfaction 2. Increase e-government services and transactions 3. Improve the efficiency of County government processes 4. Improve energy efficiency



CHIEF EXECUTIVE OFFICE

Monica Nino
Chief Executive Officer

Patricia Hill Thomas
*Chief Operations Officer/
Assistant Executive Officer*

Stan Risen
Assistant Executive Officer

Keith D. Boggs
Assistant Executive Officer

*1010 10th Street, Suite 6800, Modesto, CA 95354
Post Office Box 3404, Modesto, CA 95353-3404*

Phone: 209.525.6333 Fax 209.544.6226

June 5, 2012

Supervisor William O'Brien, Chairman
Supervisor Vito Chiesa
Supervisor Terry Withrow
Supervisor Dick Monteith
Supervisor Jim DeMartini

Dear Supervisors,

As I deliver my first complete County budget as the Chief Executive Officer of our remarkable organization, I pause to reflect on how far we have come collectively in the last four years that have clearly been the most challenging in my entire career in public service and for the community.

The journey these past years for the County in the midst of reduced budgets, less staffing, uncertainty in our local economy, and at the State and National level, has resulted in difficult policy discussions and decisions that have changed the entire composition of the organization and the method in which services are provided to County residents. A focus on "core services" has transcended into every County department and each and every County employee, thereby changing the delivery of services that residents had grown accustomed to.

The County has endured a severe reduction in Federal, State, and local resources historically available to fund critical programs. Coupled with the recent economic downturn and its negative impact to property and sales tax revenue, the organization has responded to the reductions to budgets, staffing, and services by redefining and restructuring itself in a very strategic manner.

When first embarking on this incredible journey, and the implementation of a forward thinking multi-year budget strategy over five years ago (a departure from the more traditional annual budgeting process), it was with a hope that recovery would be some time in the near future. As we stand today, this hope still seems off in the horizon and our organization needs to remain poised and united as we move forward recognizing that our most recent past defines our future.

It is my privilege to present to you a balanced 2012-2013 Recommended Proposed Budget. The budget, as presented, reflects an increase of approximately \$63 million from the 2011-2012 Adopted Final Budget. Much of this increase is due to additional appropriations (approximately \$49 million)

necessary for the funding of two critical road infrastructure projects (Kiernan/State Route 99 Interchange and Claribel Road Widening) in the upcoming budget year. The 2012-2013 budget proposal, totaling \$954,127,961 is essentially an interim spending plan that is part of a multi-year budget strategy that preserves those programs most critical. Additionally, it is an interim spending plan that will be closely revisited and evaluated during the Final Budget process. This is due to the uncertainties that exist in highly critical areas, such as Federal and State funding and outstanding agreements with four labor bargaining groups which require successful conclusion to avoid further reductions in services and staffing.

Like in past years, the budget is balanced through the use of discretionary revenue and the one-time use of reserves that are dwindling and placing the County at some risk. The Recommended Proposed Budget relies on Teeter Reserves of \$9.2 million, Discretionary Revenue of \$147 million, and the \$5.4 million of Unassigned Fund Balance. As the organization moves forward and begins to recover, a central goal will be to begin to build back reserves to the level they once were prior to the economy's downturn and reinforce the Board of Supervisors policy of 15% of the average final budgeted General Fund Appropriations for the preceding three fiscal years.

The Recommended Proposed Budget is a plan that is fiscally responsible. The Recommended Proposed Budget provides resources to maintain most current levels of service, except for funding of approximately \$2.5 million for critical capital projects (including ADA evaluation and assessment, critical deferred maintenance at existing County facilities, and needed repairs at Probation administration and Juvenile Hall Facility) and mandated responsibilities of approximately \$4.8 million (match contingency for CSA/HSA exposures and November election costs). Additionally, it includes the restoration of critical law enforcement staffing for both the Sheriff's Department and the Probation Department.

The additional staffing for the Sheriff and Probation Departments is essential in light of the public safety realignment that is occurring in the State of California with the passage of Assembly Bill (AB 109) that was signed by Governor Brown on April 4, 2011. AB 109 realigned custodial and community supervision responsibility for non-serious, non-violent, and non-sex offenders, as well as lower level adult parolees returning from State sentences to counties. Funding for Fiscal Year 2011-2012 was adjusted to reflect nine months of operation given the October 1, 2011 implementation date. It is anticipated that subsequent year's funding will continue to grow as the realigned population increases, but due to the uncertainty of the actual impacts resulting from the realignment, a conservative phased approach was developed for the implementation plan. The collaboration among local law enforcement and mental health services will serve the community well due to the seriousness of the state parolees and types of services they will require.

An additional exposure that the County will need to start to address involves County facilities that require significant repair and maintenance needs as they continue to age. For the upcoming budget year and beyond, significant exposures exists for the Juvenile Justice Center and the Main Jail.

Based on the information known at this time, departmental budgets are balanced to the estimated revenue that is anticipated in the upcoming year and the strategic use of departmental fund balance to provide critical services to the public and to preserve important local programs. Departments were charged with structuring their budgets based on available resources similar to the prior fiscal year. Although no reduction was instituted, departments were asked to absorb any increases in operational costs that may materialize in the upcoming fiscal year such as retirement, worker's compensation, etc. The 2012-2013 Recommended Proposed Budget continues to focus largely on the preservation of core and mandated services. As opportunities present themselves and the economy begins to slowly recover, based on recent Board direction, the County will strategically begin to examine how to rebuild reserves and build back and restore critical programs that were cut too severely.

Discretionary revenue will be monitored closely in the upcoming year to see if the gradual signs of improvements are indicative of conditions beginning to improve. It is critical that such analysis is conducted to be able to restore and preserve programs that are considered as higher priority by the public as soon as possible. This will be done strategically to ensure that resources are allocated carefully and to a sustainable level.

Currently, one out of three people in Stanislaus County receives some form of government assistance. This is a staggering number in Stanislaus County and the impact on families that have come to depend on County services is significant. These critical local social service programs are funded at some level with the County General Fund and this reliance makes them vulnerable as discretionary funding continues to be scarce. A community that is dependent on government assistance with high unemployment is not a healthy community. The County's ongoing efforts towards economic development must be focused on bringing new jobs to the community and having a work force trained for employment.

For the upcoming budget year, there are significant exposures in local social services and programs that will also need to be addressed. Specifically, additional General Fund Match will be required for increased Foster Care and Medically Indigent Adult costs. Salary and Benefit costs in these programs, along with In-Home Supportive Services, will not be fully funded and instead only the minimum General Fund costs will be used for the 2012-2013 Budget Year. In all, the Proposed Budget recommends a reallocation of mandated County Match to ensure that programs are provided necessary resources to maintain and preserve programs at minimal levels.

The organization has made many changes and become a much leaner County government that works diligently to more clearly defined core and mandated program services. Stanislaus County's Department Heads have continued to provide strong leadership during these challenging times and County staff have responded remarkably by doing more with less and redefining how services are provided and delivered to the public. An additional challenge in the upcoming year will be as a result of the retirements of critical Department Head positions who have served the community with commitment and grace but are taking with them a wealth of institutional knowledge and experience. This will be an incredible opportunity for new perspective and growth as we continue to position

the County to best respond to the changing fiscal environment and meeting the service demands of the community.

The fiscal instability in the State of California continues to place pressure on local governments' ability to operate effectively to deliver critical programs and services. In early May, the Governor released his updated budget which increased the projection of the State's deficit to \$15.7 billion. In addition, the Governor's tax increase measure is anticipated to generate \$9 billion in new revenues in Budget Year 2012-2013 which creates an additional exposure to local governments if unsuccessful with the voters. Furthermore, municipalities are still reeling from the effects of having to implement ABX1 26 that dissolved redevelopment agencies in the State of California and made way for the creation of successor agencies and oversight boards. The impact of the Redevelopment Dissolution Act to local governments is still being evaluated, but promises to be severe in some cases as this once available tool to "eliminate blight" in communities is no longer available.

"We in America do not have government by the majority. We have government by the majority who participate." Thomas Jefferson.

Nowhere is this famous quotation more relevant than the present. In Stanislaus County, from the challenges facing the community has been born a genuine desire and interest to partner, collaborate, and volunteer to address local needs. There are many recent examples of where local government has worked together with private businesses and the community towards a common goal or purpose. County residents are taking initiative and volunteering, whether in law enforcement, parks, and libraries or at the animal services facility. Volunteering is at an all-time high. Additionally, community leaders and groups, like our Municipal Advisory Councils are more engaged and adapting to meet the needs of the residents that they represent—all while having less County resources at their disposal. In many cases, the Municipal Advisory Councils are working more directly and closer with respective Board members therefore keeping residents well-informed of changes to programs and services or progress on projects in their communities.

In addition, government agencies are also embarking on efforts where resources can be leveraged more effectively. New partnerships are not uncommon and the County is more closely working with other entities such as cities, school districts, special districts or other agencies to ensure that public dollars are spent more prudently. In some cases, the County is also able to access Federal and State funding to maintain local programs through a collaborative approach. Examples of creative partnerships are the Modesto Regional Fire Authority, the Animal Services Joint Powers Authority, Community Corrections Partnership, and the Stanislaus County Community Development Block Grant Consortium, which all provide critical services to the community.

In these difficult times, fiscal responsibility and accountability are critical. The County is committed to maintaining the public's trust and continuing to be good stewards of public dollars. Additionally, the organization remains focused on its core values and mission of serving the "public interest" first and foremost. Through the challenges and change, the organization is reminded that its central purpose is to "serve the public."

I am proud of what Stanislaus County has accomplished as an organization during these trying times. I truly appreciate the community for being patient and understanding during these difficult times and also for being more engaged and actively involved in reshaping the way local programs and services are provided. I appreciate the leadership and dedication of County Department Heads, staff in the Chief Executive Office, and each and every hard working County employee that has endured significant changes and personal sacrifice while taking on more for the collective good of the organization.

I am thankful for the opportunity to work for the Board of Supervisors and for your support, respect, and confidence in us as an organization. You have allowed our staff to approach issues in creative new ways and provided a greater level of flexibility and understanding that there may be new and better ways to resolve issues to meet the needs of our residents. I appreciate your leadership and commitment to the County employees that serve you and the public that collectively we serve. I am proud and honored to lead and be a part of this team.

Our organization is ready and prepared to approach each new challenge and opportunity with the same resolve and confidence that has defined Stanislaus County as an organization. As we open a new chapter as an organization, we will approach it with the same dedication, responsibility, and work ethic that has allowed our organization to continue to move forward and be a model for all counties in the State of California.

Respectfully,

A handwritten signature in cursive script that reads "Monica Nino".

Monica Nino
Chief Executive Officer

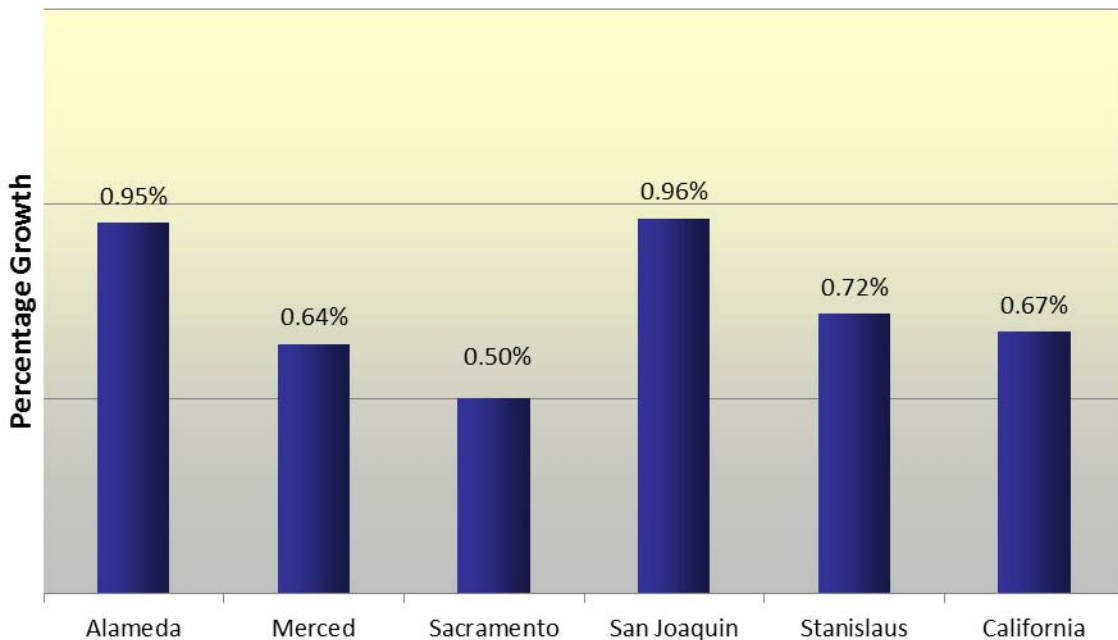
COMMUNITY PROFILE

Stanislaus County is located in Central California. With nearly 520,000 people calling this area home, its communities reflect a region rich in diversity and a strong sense of community. Stanislaus County is within 90 minutes of the San Francisco Bay Area, the Silicon Valley, Sacramento, the Sierra Mountains and California's Central Coast. It is also within a five-hour drive to Los Angeles. Two of California's north-south routes intersect the area: Interstate 5 and Highway 99. The mild Mediterranean climate, rich soils, and ample water make this County one of the best agricultural areas in the world, positioning it as a global center for agribusiness. The County was established in 1854 and has a total land area is 1,494 square miles. Temperatures range from an average low of 38 degrees Fahrenheit in the winter, to an average high of 85 degrees Fahrenheit during the spring and fall, and to an average high in the 90's during the summer months.

COUNTY POPULATION

Stanislaus County has experienced 16% growth since the year 2000. While the growth trend has slowed over the past several years during the economic downturn, as seen below by the less than 1% growth when comparing January 1, 2010 to January 1, 2011, it is expected the trend will begin to increase as the economy improves. Dealing with growth represents an ongoing challenge for the area. Water, job availability, affordable housing, farmland preservation, air quality, transportation and school capacity are all infrastructure elements tied to growth issues.

Population Growth 2010 - 2011



COUNTY POPULATION BY CITY

Within Stanislaus County, there are nine incorporated cities: Ceres, Hughson, Modesto, Newman, Oakdale, Patterson, Riverbank, Turlock, and Waterford. Also, there are 13 unincorporated communities within the County: Denair, Empire, Grayson, Hickman, Keyes, Knights Ferry, La Grange, Monterey Park Tract, Riverdale Park Tract, Salida, Valley Home, Vernalis and Westley. Additionally, there are numerous unincorporated islands located near and around the cities that make up the balance of the unincorporated population statistic. Based on State Department of Finance data, from 2010 to 2011, the County's population increased nearly 1%. All cities grew at nearly the same rate with the exception of Hughson.

Population By City

City	1/1/2007	1/1/2008	1/1/2009	1/1/2010	1/1/2011	1/1/2012
Ceres	43,029	44,103	44,738	45,179	45,538	45,854
Hughson	6,285	6,432	6,512	6,600	6,687	6,799
Modesto	200,866	200,941	201,331	201,911	201,713	203,085
New man	9,799	10,029	10,183	10,208	10,475	10,567
Oakdale	18,976	19,777	20,231	20,557	20,779	20,947
Patterson	20,106	20,394	20,360	20,364	20,501	20,634
Riverbank	21,575	21,907	22,121	22,559	22,775	22,924
Turlock	66,784	67,420	67,619	68,279	68,813	69,370
Waterford	8,228	8,368	8,428	8,434	8,478	8,533
Unincorporated	110,311	110,018	109,703	109,912	110,485	111,227
County Total	505,959	509,389	511,226	514,003	516,244	519,940

Source: California Department of Finance

ECONOMY

Manufacturing continues to be an important employer sector in Stanislaus County. The top employers within the manufacturing industry are listed in the following chart.

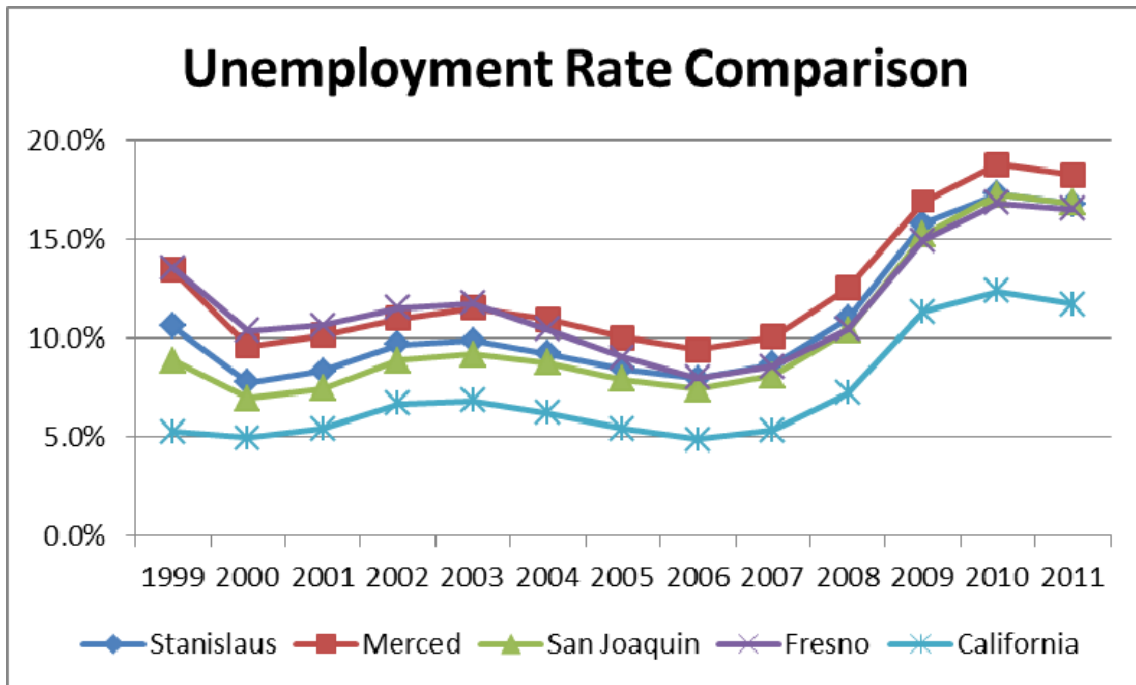
Major Manufacturing Employers - 2011

Employer	Description	Employees*
E&J Gallo Winery	Winery	3,181
Seneca Foods	Fruit Products	2,100
Stanislaus Food Products	Tomato Products	1,784
Del Monte Foods	Fruit Products	1,700
Foster Farms	Poultry Processor	1,550
ConAgra Foods	Tomato & Bean Products	1,200
Frito-Lay	Snack Food Products	684
Racor	Filtration Products	650
Foster Farms Dairy	Dairy Products	644
Patterson Vegetable Company	Frozen Food Products	600
Silgan Containers	Metal Food Containers	444

* Reflects peak seasonal 2010 & 2011 levels where applicable and may include estimates.

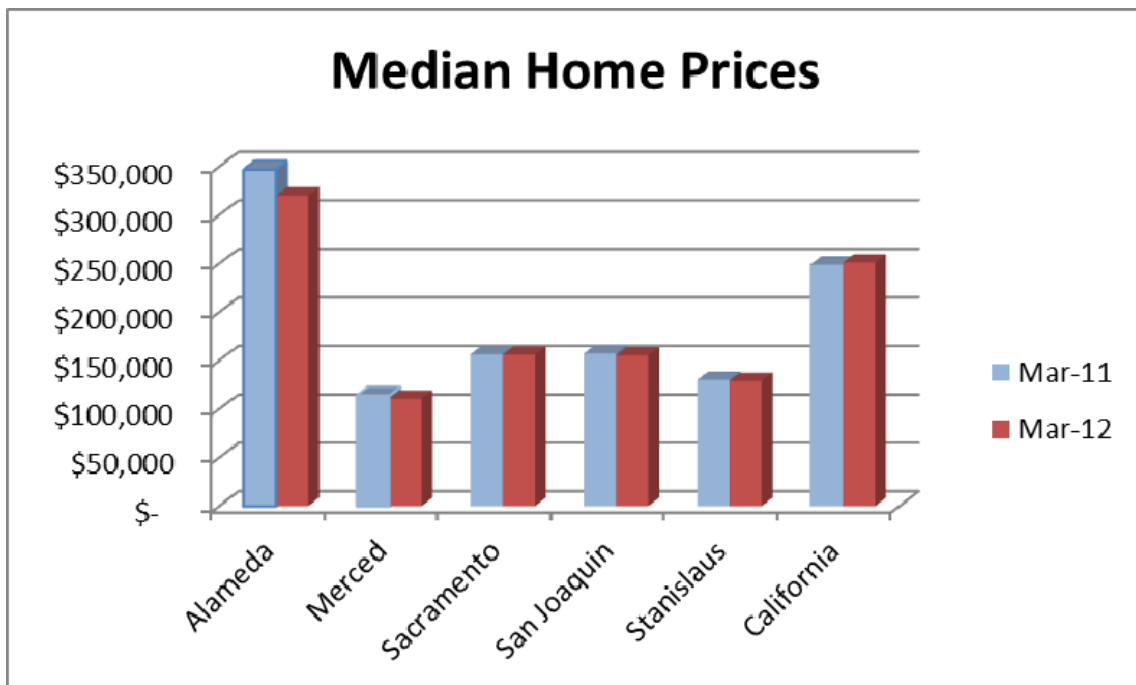
UNEMPLOYMENT RATE COMPARISON

The County's unemployment rate stood at 17.4% for March 2012. The County has now endured multiple years of some of the highest unemployment rates in the nation, with parts of Stanislaus experiencing greater than 40% unemployment rates. High unemployment rates place a greater strain on local resources, even more so as government budgets are reduced.



HOUSING

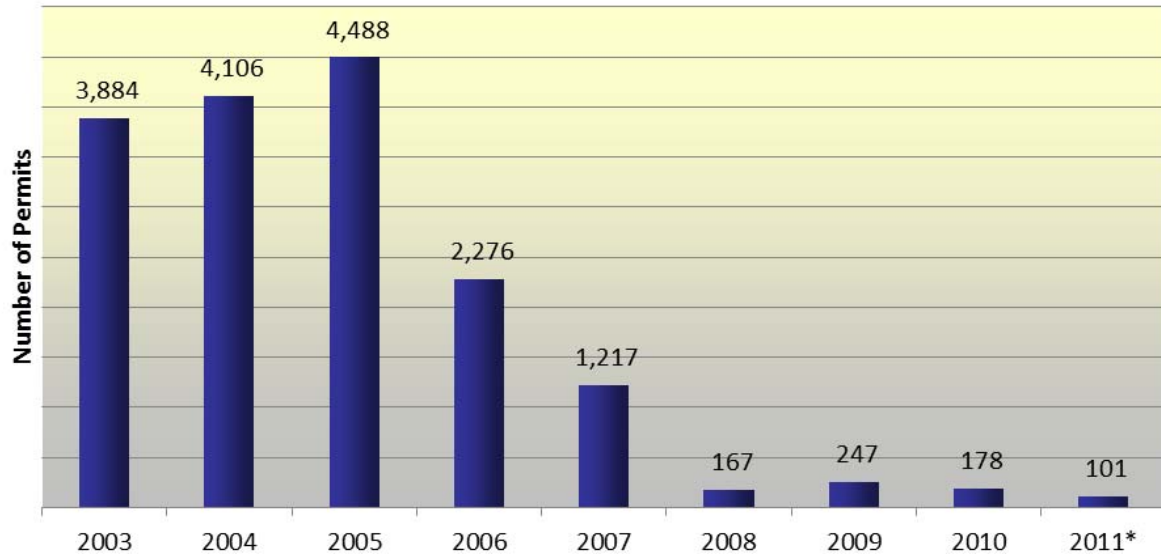
Home values seemed to near a bottom during 2011. The median home price for Stanislaus County reached \$129,000 in March 2012. The sharp decline in home values in recent years has significantly impacted property taxes, a key component of the County's discretionary income.



SINGLE-FAMILY BUILDING PERMITS

One of the strongest indicators of the construction slowdown is building permit activity. After reaching a high in 2005, the number of single-family building permits dropped from 4,488 in 2005 to only 101 late in 2011 for a decline of nearly 98%. Although it is generally agreed that the new home construction industry has bottomed, experts disagree as to the timing of a rebound.

Stanislaus Single-Family Building Permits



*11 months through November 2011

Sources:

Alliance Business Research Center at: www.stanalliance.com
California Department of Finance Forecast
California Employment Development Department
DQ News



2012-2013 Recommended Proposed Budget Financial Overview of Appropriations by Department

Department						Recommended 2012-2013
	General Fund	Special Revenue Funds	Capital Projects Funds	Enterprise Funds	Interal Services Funds	Proposed Budget Total
Area Agency on Aging/Veterans' Services	\$ 328,735	\$ 3,428,352	\$ -	\$ -	\$ -	\$ 3,757,087
Agricultural Commissioner	3,893,210	-	-	-	-	3,893,210
Alliance WorkNet	-	14,660,274	-	-	-	14,660,274
Assessor	5,463,547	-	-	-	-	5,463,547
Auditor-Controller	3,555,867	-	-	-	-	3,555,867
Behavioral Health and Recovery Services	-	77,432,815	-	-	-	77,432,815
Board of Supervisors	957,803	-	-	-	-	957,803
Chief Executive Office	6,856,654	-	-	-	-	6,856,654
Chief Executive Office- Capital Projects	-	-	792,010	-	-	792,010
Chief Executive Office-County Operations	76,347,451	447,610	-	-	-	76,795,061
Chief Executive Office-Office of Emergency Services/Fire Warden	1,535,166	1,884,992	-	-	-	3,420,158
Chief Executive Office- Risk Management Self-Insurance Funds	-	-	-	-	65,637,188	65,637,188
Child Support Services	-	15,679,000	-	-	-	15,679,000
Children and Families Commission	-	7,420,001	-	-	-	7,420,001
Clerk-Recorder	3,717,898	3,128,801	-	-	-	6,846,699
Community Services Agency	-	259,672,181	-	-	-	259,672,181
Cooperative Extension	359,962	22,322	-	-	-	382,284
County Counsel	2,208,671	-	-	-	-	2,208,671
District Attorney	12,682,045	1,909,220	-	-	-	14,591,265
Environmental Resources	-	10,748,116	-	10,510,607	-	21,258,723
General Services Agency	568,844	34,322	-	-	12,002,942	12,606,108
Grand Jury	139,773	-	-	-	-	139,773
Health Services Agency	-	45,966,879	-	43,588,563	-	89,555,442
Integrated County Justice Information System (ICJIS)	-	-	-	-	758,700	758,700
Library	-	8,665,816	-	-	-	8,665,816
Parks and Recreation	4,500,495	243,256	-	-	-	4,743,751
Planning & Community Development	1,736,249	8,445,778	-	-	-	10,182,027
Probation	22,265,664	8,769,566	-	-	-	31,035,230
Public Defender	8,463,895	-	-	-	-	8,463,895
Public Works	-	94,807,362	-	7,853,139	3,681,667	106,342,168
Sheriff	78,610,984	2,702,499	-	1,405,048	-	82,718,531
Strategic Business Technology	-	-	-	-	4,799,597	4,799,597
Treasurer Tax-Collector	2,836,425	-	-	-	-	2,836,425
Totals by Fund	\$ 237,029,338	\$ 566,069,162	\$ 792,010	\$ 63,357,357	\$ 86,880,094	\$ 954,127,961



Table of Contents



TABLE OF CONTENTS

Board of Supervisors	1
Supervisory District Map	2
County Organizational Chart	3
Summary of Board Priorities and Goals.....	4
Budget Message.....	5
Community Profile	10
Financial Overview of Appropriations by Department.....	14
 TABLE OF CONTENTS	 15
 FINANCIAL POLICIES AND SCHEDULES	
Budget Process and Financial Policies.....	23
Financial Overview by Priority	26
Financial Overview by Fund	27
Net County Cost Schedule	28
General Fund - Classification of Fund Balance	32
Classification of Fund Balance Report.....	33
Discretionary Revenue	34
Other Major Revenue Sources	43
Debt Service	47
What is a Schedule 9?	48
 <u>A Safe Community</u>	
Introduction.....	49
Budget Year 2012-2013 Issues	50
Pie Chart of Departments	51
Graph of Five Year Comparison of Appropriations	51
Lead Sheet	52
 CHIEF EXECUTIVE OFFICE	
Accomplishments and Objectives.....	54
Office of Emergency Services/Fire Warden.....	56
County Fire Service Fund.....	59
 CEO-CAPITAL PROJECTS FUND	
Courthouse Construction Fund.....	62
Criminal Justice Facilities Fund	64
 CEO-COUNTY OPERATIONS	
County Court Funding	66
Department of Justice Drug and Alcohol	68
DNA Identification Fund Prop 69	70
Jail Medical Program	72

DISTRICT ATTORNEY

Organizational Chart..... 74
Accomplishments and Objectives 75
Criminal Division 77
Arson Task Force 79
Auto Insurance Fraud Prosecution 81
Consumer Fraud Prosecution Program 83
Criminal Division Asset Forfeiture..... 85
Elder Abuse Advocacy and Outreach 87
Family Justice Center 89
Federal Asset Forfeiture 91
Office of Traffic Safety Impaired Driver Vertical Prosecution Program 93
Real Estate Fraud Prosecution..... 96
Rural Crimes Prevention Program..... 98
Unserved/Underserved Victims Advocacy and Outreach Program..... 100
Vertical Prosecution Block Grant 102
Victim Compensation and Government Claims 104
Victim Services Program 106

GRAND JURY 108

INTEGRATED CRIMINAL JUSTICE INFORMATION SYSTEM 110

PROBATION

Organizational Chart..... 113
Accomplishments and Objectives 114
Administration..... 115
Community Corrections Partnership Plan..... 117
Corrections Performance Incentive Fund 120
Field Services 122
Institutional Services..... 124
Juvenile Accountability Block Grant..... 126
Juvenile Justice Crime Prevention Act..... 128
Ward Welfare Fund 130
Youthful Offender Block Grant..... 132

PUBLIC DEFENDER

Organizational Chart..... 134
Accomplishments and Objectives 135
Public Defender 136
Indigent Defense 138

SHERIFF

Organizational Chart..... 140
Accomplishments and Objectives 141
Administration..... 143
CAL ID Program 146

CAL-MMET Program	148
Civil Process Fee.....	150
Contract Cities	152
Court Security.....	155
Dedicated Funds	157
Detention	159
Driver Training Program	162
Jail Commissary/Inmate Welfare	164
Justice Assistance Grant	166
Operations	168
Vehicle Theft Unit	170

A Healthy Community

Introduction.....	172
Budget Year 2012-2013 Issues	173
Pie Chart of Departments	174
Graph of Five Year Comparison of Appropriations	174
Lead Sheet	175

AREA AGENCY ON AGING

Organizational Chart.....	177
Accomplishments and Objectives	178
Area Agency on Aging.....	179
Veterans' Services.....	182

BEHAVIORAL HEALTH AND RECOVERY SERVICES

Organizational Chart.....	184
Accomplishments and Objectives	185
Behavioral Health and Recovery Services.....	187
Alcohol and Drug Program	191
Managed Care.....	194
Mental Health Services Act.....	197
Public Guardian	200
Stanislaus Recovery Center	203
Substance Abuse and Crime Prevention Act.....	205

CHILD SUPPORT SERVICES

Organizational Chart.....	207
Accomplishments and Objectives	208
Child Support Services	209

CHILDREN AND FAMILIES COMMISSION

Organizational Chart.....	213
Accomplishments and Objectives	214
Children and Families Commission	215

COMMUNITY SERVICES AGENCY

Organizational Chart..... 217
Accomplishments and Objectives 218
Services and Support 220
County Children’s Fund 230
General Assistance 232
IHSS Public Authority-Administration..... 235
IHSS Public Authority-Benefits 238
IHSS Provider Wages..... 241
Integrated Children’s Services..... 244
Public Economic Assistance..... 246
Seriously Emotionally Disturbed Children..... 252

HEALTH SERVICES AGENCY

Organizational Chart..... 254
Accomplishments and Objectives 255
Administration..... 257
Clinics and Ancillary Services..... 259
Emergency Medical Services Discretionary Fund..... 262
Health Coverage and Quality Services 264
Indigent Health Care Program (IHCP) 266
IHCP-California Healthcare for Indigents Program 270
IHCP-Emergency Medical Services Hospital..... 272
IHCP-Emergency Medical Services Physicians..... 274
Public Health 276
Public Health Local Preparedness Fund..... 279
Public Health Vital and Health Statistics 281

A Strong Local Economy

Introduction..... 283
Budget Year 2012-2013 Issues 283
Pie Chart of Departments 284
Graph of Five Year Comparison of Appropriations 284
Lead Sheet 285

ALLIANCE WORKNET

Organizational Chart..... 286
Accomplishments and Objectives 287
Alliance Worknet..... 288
StanWORKS 291

CHIEF EXECUTIVE OFFICE—ECONOMIC DEVELOPMENT BANK

Economic Development Bank..... 293

LIBRARY

Organizational Chart..... 295
Accomplishments and Objectives 296
Library 297

A Strong Agricultural Economy/Heritage

Introduction..... 300
Budget Year 2012-2013 Issues 300
Pie Chart of Departments 301
Graph of Five Year Comparison of Appropriations 301
Lead Sheet 302

AGRICULTURAL COMMISSIONER

Organizational Chart..... 303
Accomplishments and Objectives 304
Agricultural Commissioner 305

UNIVERSITY OF CALIFORNIA COOPERATIVE EXTENSION

Organizational Chart..... 307
Accomplishments and Objectives 308
University of California Cooperative Extension 310
UC Cooperative Extension Farm and Home Advisors Research Trust..... 313

A Well Planned Infrastructure System

Introduction..... 315
Budget Year 2012-2013 Issues 315
Pie Chart of Departments 317
Graph of Five Year Comparison of Appropriations 317
Lead Sheet 318

ENVIRONMENTAL RESOURCES

Organizational Chart..... 320
Accomplishments and Objectives 321
Environmental Resources..... 323
AB 939/Source Reduction and Recycle..... 326
Abandoned Vehicle Abatement 329
Beverage Container Recycling 331
Disclosure Program 333
E-Waste Collection Facility 335
Fink Road Landfill..... 337
Food Processing By-Products 339
Geer Road Landfill..... 341
Household Hazardous Waste 343

Trust Fund	345
Underground Storage Tank Pilot Program.....	347
Used Oil Recycling	349
Vehicle Registration Fee Surcharge	351
Waste Tire Enforcement Grant	353
Waste-to-Energy.....	355

PARKS AND RECREATION

Organizational Chart.....	357
Accomplishments and Objectives	358
Parks and Recreation	360
Fish and Wildlife	363
Modesto Reservoir Patrol	365
Off-Highway Vehicle Fund	367
Parks Master Plan	369
Regional Water Safety Training Center	371
Tuolumne River Regional Park.....	373

PLANNING AND COMMUNITY DEVELOPMENT

Organizational Chart.....	375
Accomplishments and Objectives	376
Planning and Community Development.....	378
Building Permits.....	381
Dangerous Building Abatement	384
General Plan Maintenance	386
Redevelopment Agency.....	388
Redevelopment Agency-Housing Set Aside	390
Salida Planning Efforts	392
Special Revenue Grants.....	394
Successor Housing Agency.....	397

PUBLIC WORKS

Organizational Chart.....	399
Accomplishments and Objectives	400
Administration.....	401
Engineering	403
Local Transit System	406
Morgan Shop.....	409
Road and Bridge.....	412

Efficient Delivery of Public Services

Introduction.....	416
Budget Year 2012-2013 Issues	417
Pie Chart of Departments	419
Graph of Five Year Comparison of Appropriations	419

Lead Sheet	420
ASSESSOR	
Organizational Chart.....	422
Accomplishments and Objectives	423
Assessor	424
AUDITOR-CONTROLLER	
Organizational Chart.....	427
Accomplishments and Objectives	428
Auditor-Controller	429
BOARD OF SUPERVISORS	
Accomplishments and Objectives	432
Board of Supervisors	433
CHIEF EXECUTIVE OFFICE	
Organizational Chart.....	436
Accomplishments and Objectives	437
Operations and Services	439
Accomplishments and Objectives	441
Risk Management Division	442
CEO-COUNTY OPERATIONS	
Airport.....	444
Appropriations for Contingencies.....	446
Capital Improvement Financing Authority	448
County Facilities	450
Crows Landing Air Facility	452
Debt Service	454
General Fund Contribution to Other Programs	459
General Fund Match—Vehicle License Fee	461
Mandated County Match.....	463
Plant Acquisition	465
CEO-RISK MANAGEMENT SELF-INSURANCE FUNDS	
Dental Self-Insurance	467
General Liability Self-Insurance.....	469
Medical Self-Insurance	472
Other Employee Benefits.....	475
Professional Liability Self-Insurance.....	477
Unemployment Self-Insurance	479
Vision Care Self-Insurance	481
Workers' Compensation Self-Insurance	483
CLERK-RECORDER	
Organizational Chart.....	485

Accomplishments and Objectives	486
Recorder Division	487
Elections Division	489
Modernization Trust Fund.....	491
Vital and Health Statistics	493
 COUNTY COUNSEL	
Organizational Chart.....	495
Accomplishments and Objectives	496
County Counsel	498
 GENERAL SERVICES AGENCY	
Organizational Chart.....	501
Accomplishments and Objectives	502
Administration.....	503
Central Services Division.....	505
Facilities Maintenance Division.....	508
Fleet Services Division	511
Purchasing Division	513
12 th Street Office Building	515
Utilities	517
 STRATEGIC BUSINESS TECHNOLOGY	
Organizational Chart.....	519
Accomplishments and Objectives	520
Strategic Business Technology	522
Strategic Business Technology--Telecommunications	526
 TREASURER	
Organizational Chart.....	529
Accomplishments and Objectives	530
Admin/Taxes.....	531
Revenue Recovery	533
Treasury Division.....	535
 STAFFING REPORTS	
Allocation List--Three Year Comparison	537
Department Position Allocation Report.....	539
Unfunded Vacant Positions	562
 SPECIAL DISTRICTS	
 GLOSSARY	
 ALPHABETICAL INDEX.....	



Financial Policies and Schedules

BUDGET PROCESS AND FINANCIAL POLICIES

To ensure the long-term economic stability of the organization, the County of Stanislaus has developed a series of financial and budgetary policies. Using both operational guidelines and qualitative standards, these policies strive to maintain a stable and positive financial position for the foreseeable future. Moreover they provide guidelines to Management in planning and directing the County's day to day financial affairs, and in developing recommendations to the Chief Executive Officer and the Board of Supervisors.

BASIS OF BUDGETING

The annual budget is prepared, reviewed and approved in accordance with the provisions of Sections 29000 and 29144, inclusive, of the California Government Code and other statutory provisions, commonly known as the County Budget Act. The County prepares a budget for each fiscal year on or before October 2. Budgeted expenditures are enacted into law through the passage of an Appropriation Resolution. This Resolution mandates the maximum authorized expenditures for the fiscal year and cannot be exceeded except by subsequent amendments to the budget by the County's Board of Supervisors.

The Budget and the Annual Financial Report are prepared using generally accepted accounting principles. The accounts of the County are organized on the basis of fund and organizational groups, each of which is considered a separate accounting entity. Governmental type funds like the General Fund, Special Revenue Funds, Capital Projects, and Debt Service use modified accrual basis, while Proprietary Funds use the full accrual basis.

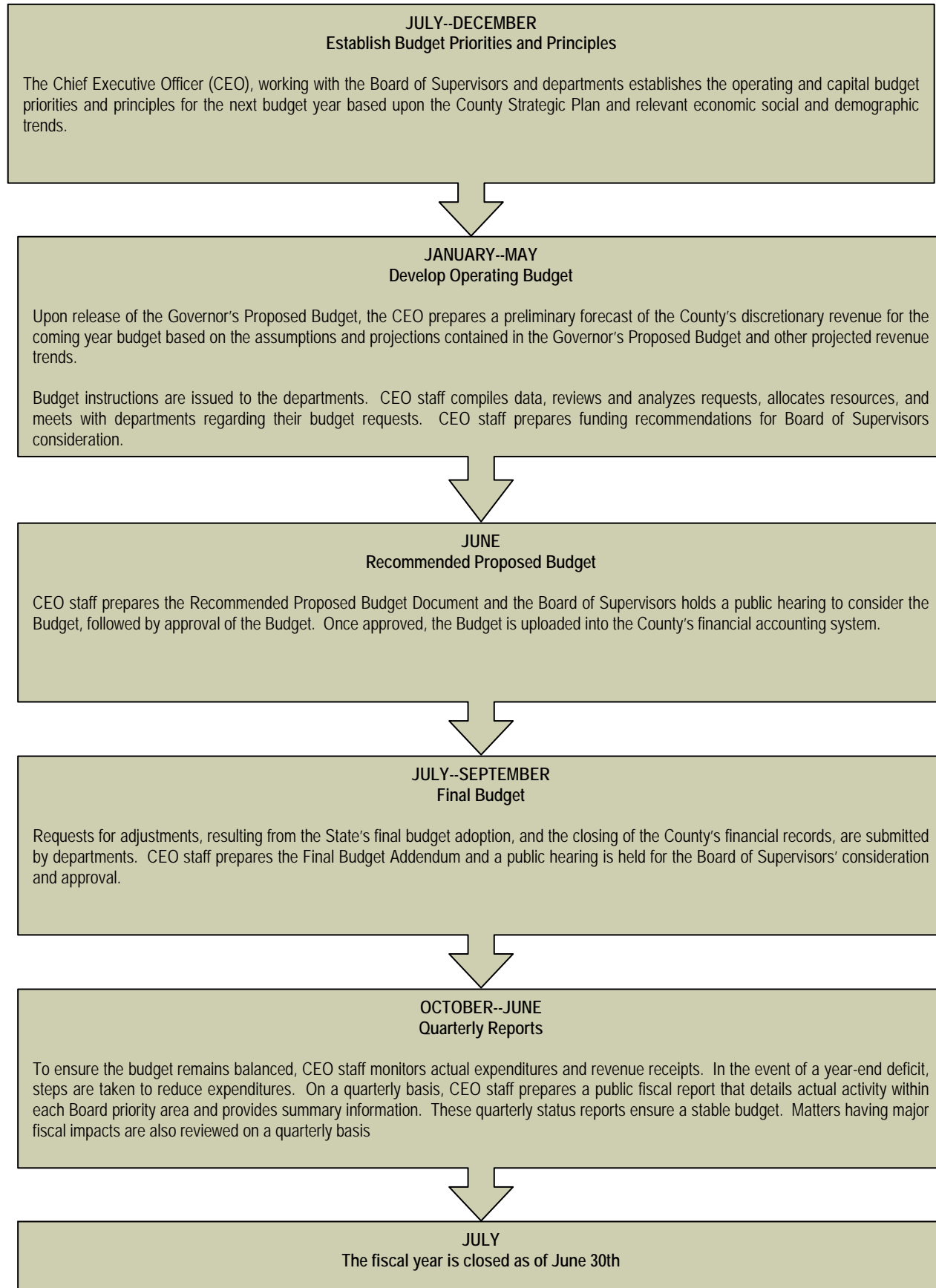
Under the modified accrual basis of accounting, revenues are recognized when both measurable and available. Measurable means the amount of the transaction is known; available means the revenue will be collected in the current period or soon enough thereafter to be used to pay liabilities of the current period. Expenditures are recognized when the related liability is incurred, except for (1) principal of and interest on general long-term debt which are recognized when due; and (2) employee annual leave and claims and judgments for litigation and self-insurance which are recorded in the period due and payable.

Full accrual is essentially the same manner as commercial accounting. Recognition occurs at the time of the transaction – revenue when earned and expenses when incurred.

COUNTY BUDGET PROCESS

The budget for Stanislaus County is an operational plan, a fiscal plan and a staffing plan for the provision of services to the residents of Stanislaus County. The budget process encompasses the manner in which resources are assigned to goals, objectives and community priorities set by the Board of Supervisors. In order for government to remain in business, the law requires that an adopted budget be in place by the beginning of each fiscal year – July 1st through June 30th.

COUNTY BUDGET PROCESS



BUDGET AMENDMENT PROCESS

Government Code Sections 29125 through 29130 authorizes amendments to the adopted budget through the budget revision process. Revisions enable departments to move or adjust budgeted appropriations or adjust estimated revenues.

The County's Board of Supervisors also dictates policies regarding budget revisions. Budget revisions requiring Board of Supervisors approval may be approved throughout the year in accordance with the following procedures:

- ◆ By 4/5 vote – all transfers from the budget unit “Appropriations for Contingencies” General Fund (0100), Org #0016071;
- ◆ By 4/5 vote – all appropriation of unbudgeted revenues from any source and use of fund balance/retained earnings; and
- ◆ The Board must approve the addition or deletion of any appropriation for Fixed Assets if over \$10,000.

Revisions that may be approved by the Chief Executive Office are appropriations and estimated revenue transfers within or between categories within a budget unit, excluding “Fixed Assets” over \$10,000.

FUND BALANCE POLICY

Fund Balances

- ◆ To maintain the County's credit rating and meet seasonal cash flow shortfalls, economic downturns or a local disaster, the budget shall provide for an anticipated fund balance or savings for general government and enterprise fund types;
- ◆ Fund Balance will be maintained to provide the County with sufficient working capital and a comfortable margin of safety to address emergencies and unexpected declines in revenue without borrowing;
- ◆ The upper goal for the unassigned General Fund balance is 15%, but not less than 5%, of the average final budgeted general fund appropriations for the preceding three fiscal years;
- ◆ Funds in excess of the upper goal may be considered to supplement “pay as you go” capital outlay expenditures or prepay existing debt; and
- ◆ The Board of Supervisors has been consistent in maintaining an assignment for debt services that is equal to one year of debt service payments. This has assisted in maintaining the County's credit rating.



2012-2013 Recommended Proposed Budget Financial Overview by Priority

Revenue Categories	2012-2013							Recommended Proposed Budget Total
	A Safe Community	A Healthy Community	A Strong Local Economy	A Strong Agricultural Economy/Heritage	A Well Planned Infrastructure System	Efficient Delivery of Public Services		
Charges for Service	\$ 19,495,052	\$ 70,489,765	\$ 4,946,606	\$ 657,664	\$ 25,868,155	\$ 95,262,303	\$ 216,719,545	
Fines, Forfeitures, Penalties	5,246,067	1,293,764	-	-	13,150	4,148,400	10,701,381	
Intergovernmental Revenue	26,381,594	339,131,966	9,979,868	1,912,826	87,479,458	47,506,736	512,392,448	
Licenses, Permits, Franchises	196,700	86,653	-	412,000	1,360,450	1,150,000	3,205,803	
Miscellaneous Revenue	1,836,199	2,110,064	96,500	7,100	321,120	1,698,963	6,069,946	
Other Financing Sources	1,503,846	32,037,187	491,810	-	7,677,724	5,215,016	46,925,583	
Revenue from Use of Assets	226,500	714,237	4,800	6,000	613,722	3,225,836	4,791,095	
Taxes	1,034,105	-	7,500,000	-	6,648,640	102,069,925	117,252,670	
Total Revenue	\$ 55,920,063	\$ 445,863,636	\$ 23,019,584	\$ 2,995,590	\$ 129,982,419	\$ 260,277,179	\$ 918,058,471	

Appropriation Categories

Salaries and Benefits	\$ 100,656,815	\$ 170,128,170	\$ 15,113,535	\$ 3,282,758	\$ 22,955,020	\$ 28,898,278	\$ 341,034,576
Services and Supplies	29,262,042	84,269,889	6,717,106	349,807	96,873,515	80,907,447	298,379,806
Other Charges	24,318,512	197,089,970	1,145,449	494,152	17,215,119	9,047,512	249,310,714
Fixed Assets	1,811,090	557,514	350,000	50,000	4,196,695	170,000	7,135,299
Other Financing Uses	833,000	1,470,981	-	-	721,400	43,336,960	46,362,341
Intrafund	(22,475)	2	-	98,777	564,920	(651,868)	(10,644)
Contingencies	-	-	-	-	-	11,915,869	11,915,869
Total Expenditures	\$ 156,858,984	\$ 453,516,526	\$ 23,326,090	\$ 4,275,494	\$ 142,526,669	\$ 173,624,198	\$ 954,127,961

Net Increase (Decrease) in Fund Balance/Retained Earnings	\$ (100,938,921)	\$ (7,652,890)	\$ (306,506)	\$ (1,279,904)	\$ (12,544,250)	\$ 86,652,981	\$ (36,069,490)
--	-------------------------	-----------------------	---------------------	-----------------------	------------------------	----------------------	------------------------



2012-2013 Recommended Proposed Budget Financial Overview by Fund

Revenue Categories	General Fund	Special Revenue Funds	Capital Projects Funds	Enterprise Funds	Internal Services Funds	2012-2013 Recommended Proposed Budget Total
Charges for Service	\$ 36,724,750	\$54,676,598	\$ -	\$ 41,591,070	\$ 83,727,127	\$ 216,719,545
Fines, Forfeitures, Penalties	7,641,400	1,590,981	1,469,000	-	-	10,701,381
Intergovernmental Revenue	64,184,608	447,312,724	-	648,253	246,863	512,392,448
Licenses, Permits, Franchises	1,848,700	1,357,103	-	-	-	3,205,803
Miscellaneous Revenue	901,912	2,073,751	-	1,700,283	1,394,000	6,069,946
Other Financing Sources	5,927,126	32,745,287	-	8,148,170	105,000	46,925,583
Revenue from Use of Assets	3,130,917	922,737	63,000	363,500	310,941	4,791,095
Taxes	102,069,925	9,534,105	-	5,648,640	-	117,252,670
Total Revenue	\$ 222,429,338	\$ 550,213,286	\$ 1,532,000	\$ 58,099,916	\$ 85,783,931	\$ 918,058,471

Appropriation Categories

Salaries and Benefits	\$ 124,326,102	\$ 188,111,162	\$ -	\$ 21,126,279	\$ 7,471,033	\$ 341,034,576
Services and Supplies	31,469,734	166,459,328	409,724	25,070,428	74,970,592	298,379,806
Other Charges	24,051,229	208,605,008	32,286	12,643,722	3,978,469	249,310,714
Fixed Assets	1,940,090	981,211	-	3,753,998	460,000	7,135,299
Other Financing Uses	43,336,960	1,912,451	350,000	762,930	-	46,362,341
Intrafund	(10,646)	2	-	-	-	(10,644)
Contingencies	11,915,869	-	-	-	-	11,915,869
Total Expenditures	\$ 237,029,338	\$ 566,069,162	\$ 792,010	\$ 63,357,357	\$ 86,880,094	\$ 954,127,961

Net Increase (Decrease) in Fund

Balance/Retained Earnings	\$ (14,600,000)	\$ (15,855,876)	\$ 739,990	\$ (5,257,441)	\$ (1,096,163)	\$ (36,069,490)
----------------------------------	------------------------	------------------------	-------------------	-----------------------	-----------------------	------------------------



2012-2013 Recommended Proposed Budget Net County Cost Schedule

Fund Type	Recommended Proposed Budget Expenditures	Recommended Proposed Budget Revenue	Recommended Proposed Budget Fund Balance/ Retained Earnings	Recommended Proposed Budget Net County Cost
General Fund				
AAA - Veterans Services	\$ 328,735	\$ 85,500	\$ -	\$ 243,235
Agricultural Commissioner	3,893,210	2,988,490	-	904,720
Assessor	5,463,547	1,612,000	-	3,851,547
Auditor-Controller	3,555,867	2,483,071	-	1,072,796
Board of Supervisors	957,803	78,870	-	878,933
Chief Executive Office - Appropriations for Contingencies	4,420,864	-	-	4,420,864
Chief Executive Office - C.I.F.A.	140,633	-	-	140,633
Chief Executive Office - County Court Funding	6,511,800	4,196,800	-	2,315,000
Chief Executive Office - County Facilities	2,390,869	5,750	-	2,385,119
Chief Executive Office - Crows Landing Air Facility	107,125	107,125	-	-
Chief Executive Office - Debt Service	10,785,288	4,648,341	-	6,136,947
Chief Executive Office - General Fund Contribution to Other Programs	6,674,871	-	-	6,674,871
Chief Executive Office - General Fund Match - VLF	12,041,405	12,041,405	-	-
Chief Executive Office - Jail Medical	7,980,012	-	-	7,980,012
Chief Executive Office - Mandated County Match	23,902,049	-	-	23,902,049
Chief Executive Office - OES/Fire Warden	1,535,166	391,020	-	1,144,146
Chief Executive Office - Operations and Services	5,425,468	2,063,700	-	3,361,768
Chief Executive Office - Plant Acquisition	1,392,535	-	-	1,392,535
Chief Executive Office - Risk Management Division	1,431,186	1,166,239	-	264,947
Clerk-Recorder	1,703,950	1,700,000	-	3,950
Clerk-Recorder - Elections	2,013,948	345,777	-	1,668,171
Cooperative Extension	359,962	7,100	-	352,862
County Counsel	2,208,671	1,306,062	-	902,609
District Attorney - Criminal Division	12,682,045	1,170,159	-	11,511,886
General Services Agency - Administration	568,844	568,844	-	-
Grand Jury	139,773	-	-	139,773
Parks and Recreation	4,379,069	2,915,015	-	1,464,054
Parks and Recreation - TRRP	121,426	-	-	121,426
Planning & Community Development	1,736,249	868,754	-	867,495
Probation - Administration	2,142,303	405,000	-	1,737,303
Probation - Field Services	11,666,311	5,460,294	-	6,206,017
Probation - Institutional Services	8,457,050	1,341,700	-	7,115,350
Public Defender	5,392,755	597,233	-	4,795,522
Public Defender - Indigent Defense	3,071,140	-	-	3,071,140
Sheriff - Administration	3,700,034	105,154	-	3,594,880
Sheriff - Contract Cities	9,928,595	9,812,129	-	116,466
Sheriff - Court Security	4,821,668	4,633,405	-	188,263
Sheriff - Detention	35,214,850	6,096,450	-	29,118,400
Sheriff - Operations	24,945,837	4,038,519	-	20,907,318
Treasurer - Admin/Taxes	1,396,270	608,076	-	788,194
Treasurer - Revenue Recovery	888,535	888,535	-	-
Treasurer - Treasury	551,620	551,620	-	-
Total General Fund	\$ 237,029,338	\$ 75,288,137	\$ -	\$ 161,741,201



2012-2013 Recommended Proposed Budget Net County Cost Schedule

Fund Type	Recommended Proposed Budget Expenditures	Recommended Proposed Budget Revenue	Recommended Proposed Budget Fund Balance/ Retained Earnings	Recommended Proposed Budget Net County Cost
Discretionary Revenue/Fund Balance				
Chief Executive Office - Discretionary Revenue	\$ -	\$ 147,141,201	\$ -	\$ (147,141,201)
Teeter	-	-	9,200,000	(9,200,000)
Unassigned Fund Balance	-	-	5,400,000	(5,400,000)
Adjusted General Fund	\$ 237,029,338	\$ 222,429,338	\$ 14,600,000	\$ -

Special Revenue Fund

Alliance Worknet	\$ 9,979,868	\$ 9,979,868	\$ -	\$ -
Alliance Worknet - StanWORKs	4,680,406	4,680,406	-	-
Area Agency on Aging	3,428,352	3,135,430	-	292,922
BHRS - Alcohol and Drug	6,559,058	6,663,458	(161,406)	57,006
BHRS - Managed Care	7,723,839	4,711,340	3,012,499	-
BHRS - Mental Health Services Act	19,638,806	19,371,142	267,664	-
BHRS - Public Guardian	1,250,907	105,000	569,330	576,577
BHRS - Stanislaus Recovery Center	2,431,137	2,228,813	202,324	-
Behavioral Health and Recovery Services	39,829,068	38,183,947	819,762	825,359
CSA - County Children's Fund	293,628	166,075	127,553	-
CSA - General Assistance	909,091	368,388	-	540,703
CSA - IHSS Provider Wages	43,957,862	42,003,600	-	1,954,262
CSA - IHSS Public Authority - Administration	405,808	405,808	-	-
CSA - IHSS Public Authority - Benefits	2,623,841	2,533,604	-	90,237
CSA - Integrated Children's Services	185,493	185,493	-	-
CSA - Public Economic Assistance	94,086,251	91,497,599	-	2,588,652
CSA - Services and Support	117,210,207	113,805,918	-	3,404,289
Chief Executive Office - County Fire Service Fund	1,884,992	1,178,105	84,583	622,304
Chief Executive Office - DNA Identification Fund Prop 69	308,000	200,000	108,000	-
Chief Executive Office - DOJ Drug & Alcohol	139,610	84,067	-	55,543
Child Support Services	15,679,000	15,679,000	-	-
Children and Families Commission	7,420,001	5,351,617	2,068,384	-
Clerk-Recorder - Vital & Health Statistics	100,000	38,000	62,000	-
Clerk-Recorder Modernization	3,028,801	760,800	2,268,001	-
Cooperative Extension - Farm & Home Advisors Research Trust	22,322	-	22,322	-
District Attorney - Arson Task Force	523	-	523	-
District Attorney - Auto Insurance Fraud Prosecution	208,041	208,041	-	-
District Attorney - Consumer Fraud	395,265	-	395,265	-
District Attorney - Criminal Division Asset Forfeiture	39,680	-	39,680	-
District Attorney - Federal Asset Forfeiture	4,441	-	4,441	-
District Attorney - Impaired Driver Vertical Prosecution	315,496	315,496	-	-
District Attorney - Real Estate Fraud	328,115	175,000	-	153,115
District Attorney - Unserved/Underserved Victim Advocacy & Outreach	106,821	106,821	-	-
District Attorney - Vertical Prosecution Block Grant	103,807	-	-	103,807
District Attorney - Victim Compensation & Government Claims	63,853	63,853	-	-
District Attorney - Victim Services Program	343,178	339,850	-	3,328



2012-2013 Recommended Proposed Budget Net County Cost Schedule

Fund Type	Recommended	Recommended	Recommended	Recommended
	Proposed Budget Expenditures	Proposed Budget Revenue	Fund Balance/ Retained Earnings	Proposed Budget Net County Cost
Environmental Resources	\$ 7,917,725	\$ 7,126,268	\$ 375,199	\$ 416,258
Environmental Resources - AB 939	900,000	900,000	-	-
Environmental Resources - Abandoned Vehicles	71,401	60,000	11,401	-
Environmental Resources - Beverage Container Recycling	29,499	29,499	-	-
Environmental Resources - Disclosure Program	367,351	334,568	32,783	-
Environmental Resources - E-Waste Collection Facility	50,700	50,700	-	-
Environmental Resources - Household Hazardous Waste	780,508	780,508	-	-
Environmental Resources - Trust Fund	53,160	-	53,160	-
Environmental Resources - Underground Storage Tank	258,970	258,970	-	-
Environmental Resources - Used Oil Recycling	86,502	86,502	-	-
Environmental Resources - Vehicle Registration Fee	124,300	5,000	119,300	-
Environmental Resources - Waste Tire Enforcement Grant	108,000	108,000	-	-
General Services Agency - 12th Street - Office Building	34,322	16,818	-	17,504
Health Services Agency - Administration	7,102,963	7,102,963	-	-
Health Services Agency - EMS Discretionary Fund	180,018	180,018	-	-
Health Services Agency - IHCP EMS Hospital	327,300	327,300	-	-
Health Services Agency - IHCP EMS Physicians	682,000	682,000	-	-
Health Services Agency - Indigent Health Care	12,710,288	10,858,201	-	1,852,087
Health Services Agency - PH Vital and Health Statistics	20,000	40,000	(20,000)	-
Health Services Agency - Public Health	24,944,310	24,110,158	29,677	804,475
Library	8,665,816	7,867,500	306,506	491,810
Parks and Recreation - Fish and Wildlife	33,256	-	33,256	-
Parks and Recreation - Modesto Reservoir Patrol	210,000	23,000	187,000	-
Planning - Building Permits	1,626,810	1,526,810	100,000	-
Planning - Dangerous Bldg Abatement	85,000	-	85,000	-
Planning - General Plan Maintenance	101,000	112,300	(11,300)	-
Planning - Special Revenue Grants	6,413,817	8,939,337	(2,525,520)	-
Planning - Successor Housing Agency	219,151	377,243	(158,092)	-
Probation - Community Corrections Partnership Plan	6,166,085	6,166,085	-	-
Probation - Corrections Performance Incentive Fund	522,269	522,269	-	-
Probation - Juvenile Justice Crime Prevention Act	1,485,927	1,474,289	11,638	-
Probation - Ward Welfare Fund	40,000	40,000	-	-
Probation - Youthful Offender Block Grant	555,285	555,285	-	-
Public Works - Administration	1,558,008	1,558,008	-	-
Public Works - Engineering	3,999,853	3,999,853	-	-
Public Works - Road and Bridge	89,249,501	82,353,025	6,896,476	-
Sheriff - CAL ID Program	516,193	415,000	101,193	-
Sheriff - CAL-MMET	702,663	702,663	-	-
Sheriff - Civil Process Fee	224,016	300,000	(75,984)	-
Sheriff - Dedicated Funds	325,000	2,150	322,850	-
Sheriff - Driver Training Program	199,568	199,568	-	-
Sheriff - Justice Assistance Grant	221,651	221,651	-	-
Sheriff - Vehicle Theft Unit	513,408	423,000	90,408	-
Total Special Revenue Funds	\$ 566,069,162	\$ 535,363,048	\$ 15,855,876	\$ 14,850,238



2012-2013 Recommended Proposed Budget Net County Cost Schedule

Fund Type	Recommended Proposed Budget Expenditures	Recommended Proposed Budget Revenue	Recommended Proposed Budget Fund Balance/ Retained Earnings	Recommended Proposed Budget Net County Cost
Capital Projects Funds				
Chief Executive Office - Courthouse Construction Fund	\$ 339,428	\$ 701,000	\$ (361,572)	\$ -
Chief Executive Office - Criminal Justice Facilities Fund	452,582	831,000	(378,418)	-
Total Capital Projects Funds	\$ 792,010	\$ 1,532,000	\$ (739,990)	\$ -
Enterprise Funds				
Environmental Resources - Fink Road Landfill	\$ 8,980,032	\$ 5,797,000	\$ 3,183,032	\$ -
Environmental Resources - Geer Road Landfill	1,530,575	1,530,575	-	-
Health Services Agency - Clinic and Ancillary Svcs	43,588,563	39,381,298	493,868	3,713,397
Public Works - Local Transit System	7,853,139	6,469,846	1,383,293	-
Sheriff - Jail Commissary / Inmate Welfare	1,405,048	1,207,800	197,248	-
Total Enterprise Funds	\$ 63,357,357	\$ 54,386,519	\$ 5,257,441	\$ 3,713,397
Internal Service Funds				
Chief Executive Office - Dental Self Insurance	\$ 3,956,995	\$ 3,797,180	\$ 159,815	\$ -
Chief Executive Office - General Liability	4,991,690	5,341,690	(350,000)	-
Chief Executive Office - Medical Self-Insurance	47,804,705	47,804,705	-	-
Chief Executive Office - Other Employee Benefits	389,947	500,500	(110,553)	-
Chief Executive Office - Professional Liability	1,320,000	1,320,000	-	-
Chief Executive Office - Unemployment Insurance	1,182,110	1,182,110	-	-
Chief Executive Office - Vision Care Insurance	671,741	671,741	-	-
Chief Executive Office - Workers' Compensation	5,320,000	5,320,000	-	-
General Services Agency - Central Services Division	1,139,357	1,139,357	-	-
General Services Agency - Facilities Maintenance Division	4,260,627	4,260,627	-	-
General Services Agency - Fleet Services Division	2,563,621	2,585,868	(22,247)	-
General Services Agency - Utilities	4,039,337	4,039,337	-	-
ICJIS	758,700	301,110	457,590	-
Public Works - Morgan Shop	3,681,667	3,355,380	326,287	-
S.B.T. - Telecommunications	910,871	727,600	183,271	-
Strategic Business Technology	3,888,726	3,436,726	452,000	-
Total Internal Service Funds	\$ 86,880,094	\$ 85,783,931	\$ 1,096,163	\$ -
Total All Funds	\$ 954,127,961	\$ 899,494,836	\$ 36,069,490	\$ 18,563,635
OTHER COUNTY MATCH CONTRIBUTIONS/CONTINGENCIES				
County Match Contingency	\$ -	\$ -	\$ -	\$ 7,495,005
HSA Deficit Repayment	-	-	-	1,848,054
Law Library	-	-	-	44,900
North McHenry Tax Sharing	-	-	-	1,163,816
Local Agency Formation Commission	-	-	-	182,271
Stanislaus Animal Services Agency	-	-	-	1,274,632
Stanislaus Council of Governments	-	-	-	4,607
Total Other County Match Contributions	\$ -	\$ -	\$ -	\$ 12,013,285
TOTAL COUNTY APPROPRIATIONS	\$ 954,127,961	\$ 899,494,836	\$ 36,069,490	\$ 30,576,920

GENERAL FUND—CLASSIFICATION OF FUND BALANCE

The Government Accounting Standards Board (GASB) Statement No. 54 establishes five categories for the classification of fund balance: Nonspendable, Restricted, Committed, Assigned and Unassigned. Although only the General Fund is addressed in this section, Statement No. 54 applies to the Special Revenue and Capital Project funds as well. The numbers in Fiscal Year 2011-2012 vary slightly from what was previously reported by \$16,544 due to post closing adjustments.

Nonspendable fund balance includes amounts that are not in a spendable form or are legally or contractually required to be maintained intact (such as the long term amount of notes receivable or prepaid amounts). The balance as of April 30, 2012, in this classification is \$25,626,345 and reflects activity in the Economic Development Bank as well as the establishment of the loan made to the General Services Agency (GSA) as they transition to an Internal Services department. An adjustment to the Teeter receivable may be necessary and will be done as part of the 2011-2012 fiscal year-end closing of the County's financial records.

Restricted fund balance includes amounts that can be spent only for the specific purposes stipulated by constitution, external parties (such as creditors, grant providers or contributors) or through enabling legislation. The only restricted account at this time is for Tax Loss Reserve. The current amount of \$3,902,068 may be adjusted as part of the 2011-2012 year-end financial close.

Committed fund balance includes amounts that can be used only for the specific purposes determined by a formal action of the government's highest level of decision-making authority (the Board of Supervisors). Commitments may be changed or lifted only by the government taking the same formal action that imposed the constraint originally. As part of the 2010-2011 budget, \$8 million in committed fund balance was approved to assist in balancing and in the 2011-2012 budget, \$4.5 million was approved. The balance of committed fund balance as of April 30, 2012, is \$2,835,387 and no change is anticipated for Budget Year 2012-2013.

Assigned fund balance is comprised of amounts intended to be used by the government for specific purposes that are neither restricted nor committed. Intent can be expressed by the governing body or by an official or body to which the governing body delegates the authority; the Board of Supervisors has delegated this authority to the Chief Executive Office. Assigned fund balance can be used to assist in balancing the subsequent year's budget. The Fund Balance earmarked for the 2012-2013 Proposed Budget is projected to be \$14,600,000, which includes the use of \$9.2 million from the Teeter Plan assignment and \$5.4 million from General Fund – unassigned. The balance of assigned fund balance as of April 30, 2012 is \$51,636,893 and will be adjusted in Final Budget to reflect Carryover appropriations and balancing strategies.

Unassigned fund balance is the classification for the General Fund and includes all amounts not contained in the other classification. Unassigned amounts are technically available for any purpose. The 2012-2013 Proposed Budget is balanced using \$5.4 million of unassigned fund balance in addition to the \$9.2 million from the assigned fund balance.



2012-2013 Recommended Proposed Budget Classification of Fund Balance

GENERAL FUND	2011-2012 Fund Balance Classification	2011-2012 Fiscal Year Adjustments	2012-2013 Adjustment Strategies	2012-2013 Use of Fund Balance	Adjusted Fund Balance for Budget Year 2012-2013
Fund Balance - Nonspendable:					
Fund 100 - Fair value adjustment	\$ 1,065,355	\$ 175	\$ -	\$ -	\$ 1,065,530
Fund 105 - Fair value adjustment	16,018	-	-	-	16,018
Fund 107 - Fair value adjustment	13,903	-	-	-	13,903
Imprest Cash	91,835	-	-	-	91,835
Advances to other funds	100,000	384,546	-	-	484,546
Advances to other governments	372,069	-	-	-	372,069
Economic Development advances	4,024,190	64,868	-	-	4,089,058
Teeter receivable	18,012,420	-	-	-	18,012,420
Prepaid items	216,186	-	-	-	216,186
Encumbrances	1,264,780	-	-	-	1,264,780
Total Nonspendable	\$ 25,176,756	\$ 449,589	\$ -	\$ -	\$ 25,626,345
Fund Balance - Restricted:					
Tax Loss Reserve	\$ 3,902,068	\$ -	\$ -	\$ -	\$ 3,902,068
Total Restricted	\$ 3,902,068	\$ -	\$ -	\$ -	\$ 3,902,068
Fund Balance - Committed:					
Various Programs and Projects	\$ 6,060,782	\$ (4,525,395)	\$ -	\$ -	\$ 1,535,387
Capital Acquisition	1,300,000	-	-	-	1,300,000
Total Committed	\$ 7,360,782	\$ (4,525,395)	\$ -	\$ -	\$ 2,835,387
Fund Balance - Assigned:					
Contingencies	\$ 4,030,663	\$ (1,598,254)	\$ -	\$ -	\$ 2,432,409
Tobacco Settlement and Securitization	1,876,351	(1,876,351)	-	-	-
Retirement Obligation	2,000,000	-	-	-	2,000,000
Teeter Plan	24,275,931	-	(9,200,000)	-	15,075,931
Carryover Appropriations (100)	1,949,064	542,980	-	-	2,492,044
Carryover Appropriations (107)	59,360	-	-	-	59,360
75% Carryover Appropriations (100)	4,879,112	4,326,746	-	-	9,205,858
Encumbrances-Econ Development	662,434	(441,143)	-	-	221,291
Debt Service	10,950,000	-	-	-	10,950,000
Loan to General Services Agency	384,546	(384,546)	-	-	-
Budget Balancing	14,865,010	(14,865,010)	14,600,000	(14,600,000)	-
Total Assigned	\$ 65,932,471	\$ (14,295,578)	\$ 5,400,000	\$ (14,600,000)	\$ 42,436,893
Fund Balance - Unassigned					
General Fund (100)	\$ 3,876,286	\$ 3,130,181	\$ (5,400,000)	\$ -	\$ 1,606,467
Economic Development Bank (105)	536,889	376,275	-	-	913,164
Community Development Bank (107)	1,483,178	-	-	-	\$ 1,483,178
Total Unassigned	\$ 5,896,353	\$ 3,506,456	\$ (5,400,000)	\$ -	\$ 4,002,809
TOTAL FUND BALANCE	\$ 108,268,430	\$ (14,864,928)	\$ -	\$ (14,600,000)	\$ 78,803,502



2012-2013 Recommended Proposed Budget Discretionary Revenue

ACCOUNT DESCRIPTION	Actuals As of 6/30/2011	Final Adopted Budget Fiscal Year 2011-2012	Year-End Estimates Fiscal Year 2011-2012	Recommended Proposed Budget Budget Year FY 2012-2013
TAXES				
10000 Property taxes-current secured	\$ 33,709,879	\$ 32,326,000	\$ 32,700,000	\$ 32,738,000
10005 Property Taxes-Unitary	935,665	886,000	886,000	999,000
10210 RDA Pass Through Increment	2,467,289	2,496,000	2,351,000	2,460,000
10400 Property taxes-current unsecured	1,907,974	1,874,000	1,750,000	1,720,000
11000 Property taxes-prior unsecured	61,794	53,000	40,800	40,800
11400- Property taxes-supplemental	288,176	100,000	100,000	100,000
11800 Sales and use taxes	11,742,978	11,552,000	12,500,000	13,000,000
12630 Other taxes-occupancy tax	661,155	622,000	761,000	761,000
12650 Other taxes-property transfer	1,198,951	1,198,000	1,318,000	1,318,000
12680 Other taxes-aircraft tax	91,135	289,000	229,000	229,000
12700 In Lieu of Sales and Use Tax revenue	3,032,271	3,171,000	4,209,716	4,400,000
12710 Property Tax In-Lieu of Vehicle License Fee	45,292,718	43,254,000	44,238,899	44,200,000
12750 FHA in lieu tax apportionment	18,928	20,000	20,000	-
12800 Tax deeded land sale appro.	198	-	-	-
Total	\$ 101,409,111	\$ 97,841,000	\$ 101,104,415	\$ 101,965,800
LICENSES, PERMITS AND FRANCHISES				
14000 Franchises	\$ 985,842	\$ 975,000	\$ 975,000	\$ 975,000
Total	\$ 985,842	\$ 975,000	\$ 975,000	\$ 975,000
FINES, FORFEITURES & PENALTIES				
16500 Fines, Forfeitures & Penalties	\$ 5,729,900	\$ 6,100,000	\$ 4,000,000	\$ 4,000,000
Total	\$ 5,729,900	\$ 6,100,000	\$ 4,000,000	\$ 4,000,000
REVENUE FROM USE OF MONEY				
17000 Interest	\$ 1,416,537	\$ 1,189,000	\$ 1,400,000	\$ 1,300,000
18000 Rents and concessions	202,076	202,000	202,000	202,000
18060 Cnty Cntr III - SCOE	140,402	140,000	140,000	140,000
Total	\$ 1,759,015	\$ 1,531,000	\$ 1,742,000	\$ 1,642,000
INTERGOVERNMENTAL REVENUES				
20390 St-motor VLF/in-lieu tax realignment	\$ -	\$ -	\$ 219,145	\$ -
21460 St-Aid realignment	922,000	922,000	922,000	922,000
24400 State-Homeowners' prop tax relief	585,693	579,000	578,000	578,000
24800 State-Public safety (prop 172)	30,242,642	30,498,000	32,508,036	33,500,000
25310 St-Other-Trans Redevelop Funds	919,209	-	-	-
28800 Federal-Other	8	-	-	-
28810 Fed-Other-entitlement lands	51,543	16,000	16,000	-
29600 Fed-Other-Refuge Revenue Sharing	956	-	-	-
29715 Other Governmental Agencies	45,025	47,000	47,000	69,000
Total	\$ 32,767,076	\$ 32,062,000	\$ 34,290,181	\$ 35,069,000
CHARGES FOR SERVICES				
30200 Special assessments	\$ -	\$ -	\$ 1,394,588	\$ 1,400,000
36990 Sb813 administration costs	194,337	295,000	275,000	275,000
38021 Govt fund rev A-87 carry forward	(621,350)	(1,015,000)	(1,015,000)	(488,532)
38700 Interfund revenue	25,413	-	18,494	-
39901 Funds >13 rev A-87 carry forward	(89,810)	(158,000)	(158,000)	(195,121)
Total	\$ (491,410)	\$ (878,000)	\$ 515,082	\$ 991,347



2012-2013 Recommended Proposed Budget Discretionary Revenue

ACCOUNT DESCRIPTION	Actuals As of 6/30/2011	Final Adopted Budget Fiscal Year 2011-2012	Year-End Estimates Fiscal Year 2011-2012	Recommended Proposed Budget Budget Year FY 2012-2013
<u>MISCELLANEOUS REVENUE</u>				
40400 Miscellaneous Revenue	\$ 59	\$ 4,000	\$ 466,000	\$ -
40410 Unclaimed monies	29,937	27,000	6,562	-
40540 Unclaimed estates	26,752	-	-	-
40560 Cancelled warrants	(53,939)	67,000	9,392	-
41450 Prior period revenue	(19,271)	-	(19,271)	-
Total	\$ (16,462)	\$ 98,000	\$ 462,683	\$ -
<u>OTHER FINANCING SOURCES</u>				
46000 Sale of fixed assets	\$ -	\$ -	\$ 2,734	\$ -
46600 Operating transfers in	766,569	-	9,119	-
46612 Transfer-2002 endowment drawdown	1,913,182	1,900,000	1,848,054	1,848,054
46613 Transfer-2006 endowment drawdown	395,420	400,000	546,732	650,000
Total	\$ 3,075,171	\$ 2,300,000	\$ 2,406,639	\$ 2,498,054
<hr/>				
TOTAL DISCRETIONARY REVENUE	\$ 145,218,243	\$ 140,029,000	\$ 145,496,000	\$ 147,141,201
17610 Increase(decrease)-fair value of investments	\$ 257,215	\$ -	\$ -	\$ -
TOTAL ADJUSTED DISCRETIONARY REVENUE	\$ 145,475,458	\$ 140,029,000	\$ 145,496,000	\$ 147,141,201

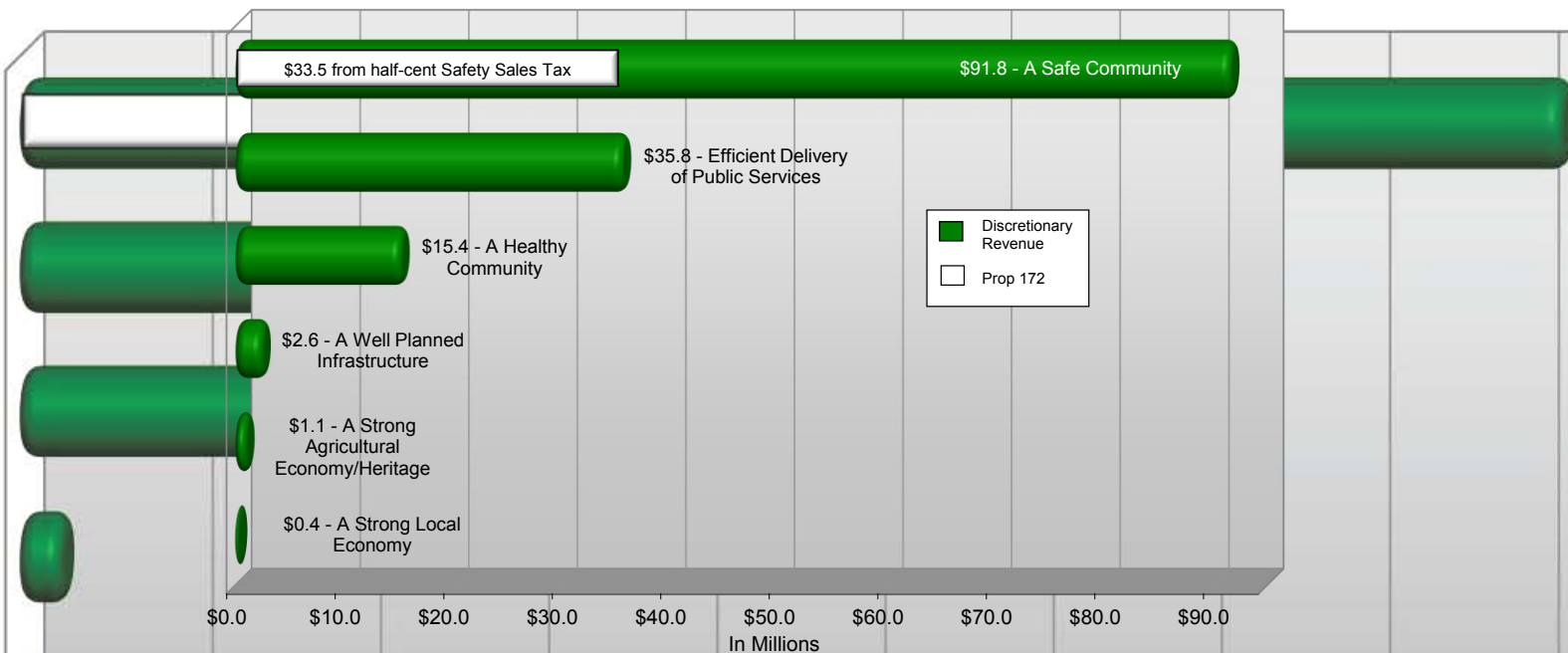
DISCRETIONARY REVENUE

Revenue available to fund programs at the Board of Supervisors’ discretion is referred to as Discretionary Revenue. The majority of discretionary revenue in the 2012-2013 Recommended Proposed Budget supports funding for public safety and criminal justice services for the Sheriff, Probation, District Attorney and Public Defender as well as government-related services such as the Chief Executive Office, Assessor and the General Services Agency. Health and Human Services departments use discretionary revenue as matching funds to support maintenance of effort requirements for leveraging additional revenues for Federal and State supported programs. Since most of the Board of Supervisors’ discretion is directly linked to this revenue source, considerable attention is given to key discretionary revenue sources.

The 2012-2013 Recommended Proposed Budget, at \$147,141,201, projects an overall increase in discretionary revenue of \$1.6 million when compared to the Fiscal Year 2011-2012 Budget as adjusted at Mid-Year. This projected increase is primarily attributed to increases in sales related tax revenues. Property tax revenue has not yet recovered from several years of decreases but for the first time in five years the County Assessor is not projecting a definite decrease in overall assessed property values. Early projections suggest a minimal change to the assessment roll, in contrast to the cumulative drop of approximately 21% in the assessment roll over the past four years.

The following chart summarizes the proposed distribution of discretionary revenue for Budget Year 2012-2013, clearly indicating that the Board of Supervisors’ top priority of “A Safe Community” is the largest recipient of this revenue source.

**Distribution of Discretionary Revenue – Recommended Proposed Budget Year 2012-2013
\$147,141,201**



Overview

Ninety-five percent of all discretionary revenue consists of property and sales tax sources. When fines and penalties collected from delinquent property taxes are factored in, nearly 98% of discretionary revenue has ties to property and sales taxes. The largest dollar volume comes from current secured property taxes, property taxes received in-lieu of Vehicle License Fees, Public Safety Sales Tax (Prop 172) and the 1 % local sales and use taxes. A number of these categories are monitored on a regular basis with consideration given to, among other factors,

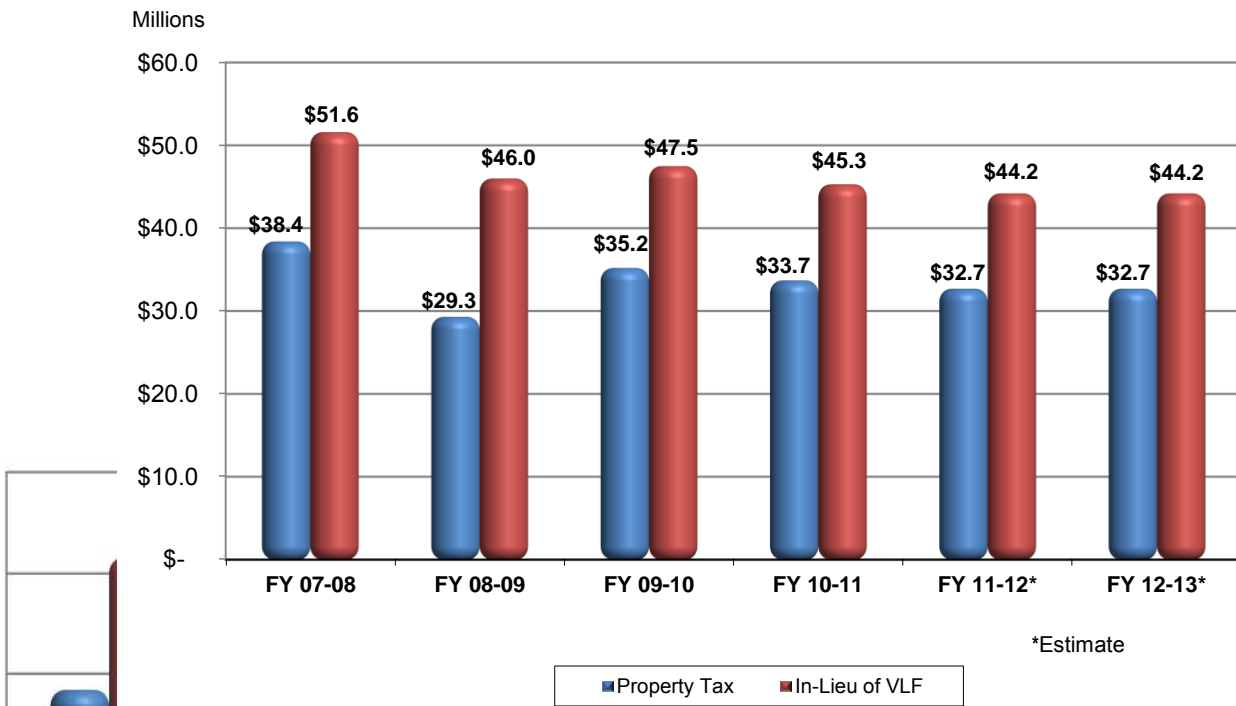
historical inflow trends and local and regional economic conditions. A brief summary of the major discretionary revenue categories is provided below.

Secured Property Taxes and Property Taxes In-Lieu of Vehicle License Fees

The County receives a portion of the annual property tax revenues that are collected by the Tax Collector. This portion varies among tax code areas, depending on the percentage that is allocated for each area between the County, cities, special districts, redevelopment agencies and schools. The County's portion ranges from 10% to 12% of the taxes collected and is among the lowest county allocations in the State.

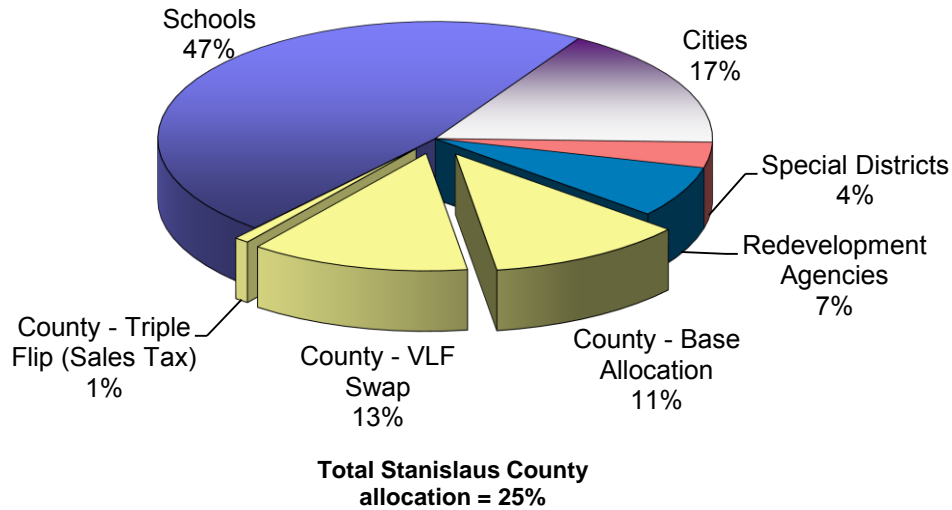
During the 2004-2005 Fiscal Year, a major shift in local government funding occurred as the revenue received from Vehicle License Fees (VLF) was exchanged by the State of California for an equivalent amount of property taxes. This swapped revenue, shown as "Property Tax In-Lieu of VLF" on the discretionary revenue schedule, increased the County's reliance on property tax revenue. The following chart reflects revenue received over the past six years comparing Secured Property Tax revenue to Property Taxes received in-lieu-of Vehicle License Fees:

Property Tax and In-Lieu Vehicle License Tax



The formula to calculate Property Tax In Lieu of VLF is very specific, requiring the certified value of all properties provided to the Auditor-Controller by the Assessor as of January 1 of each year before tax roll adjustments. This provides for a uniform application across the State and any roll changes made are captured in the following year. The revised relative share of property tax-by governmental entity when the VLF Swap and Sales Tax In Lieu of Property Tax revenues (discussed in the Sales and Use Tax section) are factored in is shown in the following chart and reflects the County's overall property tax percentage share of approximately 25%.

Property Tax Allocations after VLF Swap and Triple Flip



The decline in residential assessed valuation that the County has experienced in the last few years appears to be leveling off. The Assessor is currently estimating a minimal change in the property tax roll. This is relatively good news for a County that has seen a cumulative decrease of 21% over the past four budget cycles. The final valuation will be completed in June and adjustments to the budget will be requested if necessary during the Final Budget presentation.

Public Safety Sales Tax

As a result of the 1993-1994 State Budget, property tax revenues were shifted from the counties and cities to schools, thereby reducing the state's funding obligations to public schools. A ½ cent sales tax was enacted in January of 1994 (Proposition 172) to help alleviate the impact to local government. This sales tax, known as the "Public Safety Sales Tax," allowed an additional ½ cent sales tax to be collected and allocated to local agencies to exclusively fund public safety activities. In Stanislaus County these monies are used to fund the Sheriff, District Attorney, Probation and Juvenile Institutions operations.

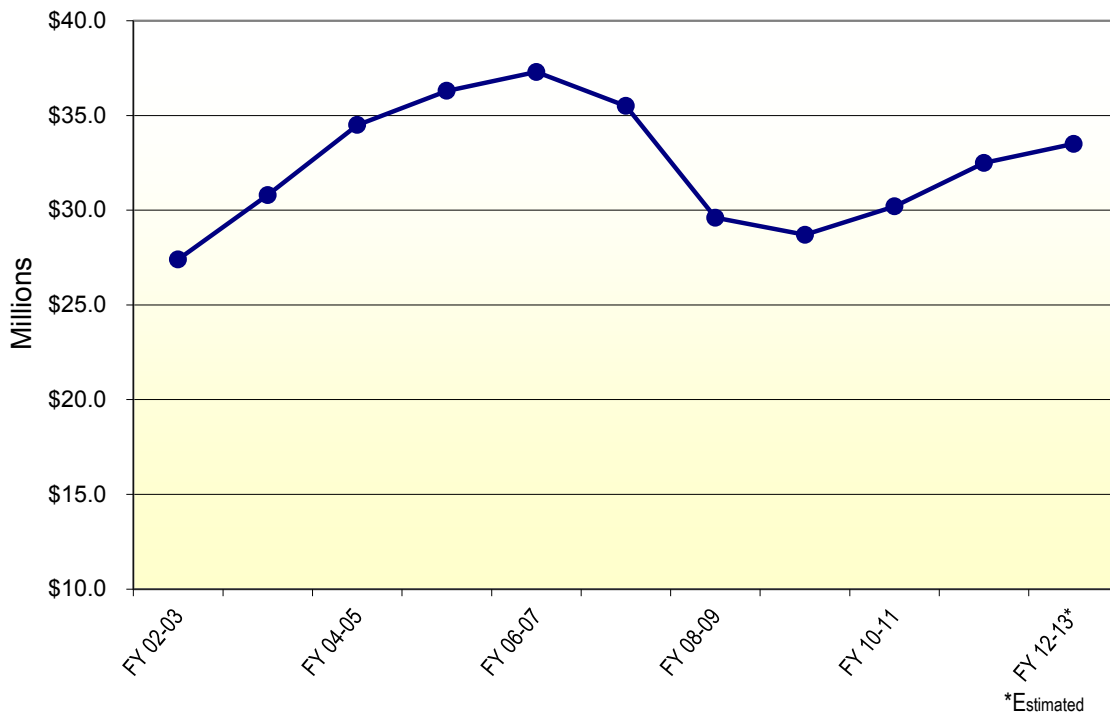
There is a Maintenance of Effort (MOE) for these funds that requires a minimum commitment of local resources to be allocated to public safety services. To receive the full allocation of these revenues, minimum funding levels for public safety functions must equal or exceed the 1992-1993 base year funding, adjusted by a growth factor. The minimum adjusted level calculated for 2011-2012 was \$53 million, with the actual budget commitment established at \$92 million. This resulted in the County exceeding the MOE requirement by nearly \$39 million concerning the use of Proposition 172 revenues.

The Public Safety Sales Tax is collected by the State Board of Equalization and apportioned to each county based on the county's proportionate share of statewide taxable sales. The combination of statewide taxable sales and the proportionate share (or "pool rate") are the factors that determine the amount of revenue from this tax source. For several years Stanislaus County's population growth resulted in an increase in the overall proportion of the State sales tax pool rate. Because of the recent economic downturn, the County's portion of the overall sales tax pool has been inconsistent, decreasing for three years, increasing in 2010-2011, and then decreasing again in 2011-2012. Sales volume in Stanislaus County for 2011-2012 indicates that the County's portion of the State sales tax pool is up slightly, suggesting that the pool rate will experience an increase in Budget Year 2012-2013. The actual rate will not be announced by the State until late November 2012 at the earliest. Because the statewide total of the sales tax pool normally exceeds \$2 billion, even the slightest change in the pool rate can have a significant impact on revenue projections.

Fiscal Year	Stanislaus County Pool Rate	Increase/(Decrease)
2007-2008	0.013155	-0.000434
2008-2009	0.012732	-0.000423
2009-2010	0.012664	-0.000068
2010-2011	0.012819	0.000155
2011-2012	0.012782	-0.000037
Proposed 2012-2013	0.012871	0.000089

The Recommended Proposed Budget estimate of \$33.5 million for this revenue source continues to reflect a cautious approach to the recent increase in consumer confidence statewide. This represents a 9.8% increase to the 2011-2012 Adopted Final Budget amount of \$30.5 million but only a 3% increase to the \$32.5 million projected for Fiscal Year-End 2011-2012. Slightly over 4% of the entire Proposition 172 revenue received is distributed to cities, with the balance retained by the County. The following chart reflects the actual Proposition 172 revenue received over the past ten years.

Prop 172 Public Safety Sales Tax



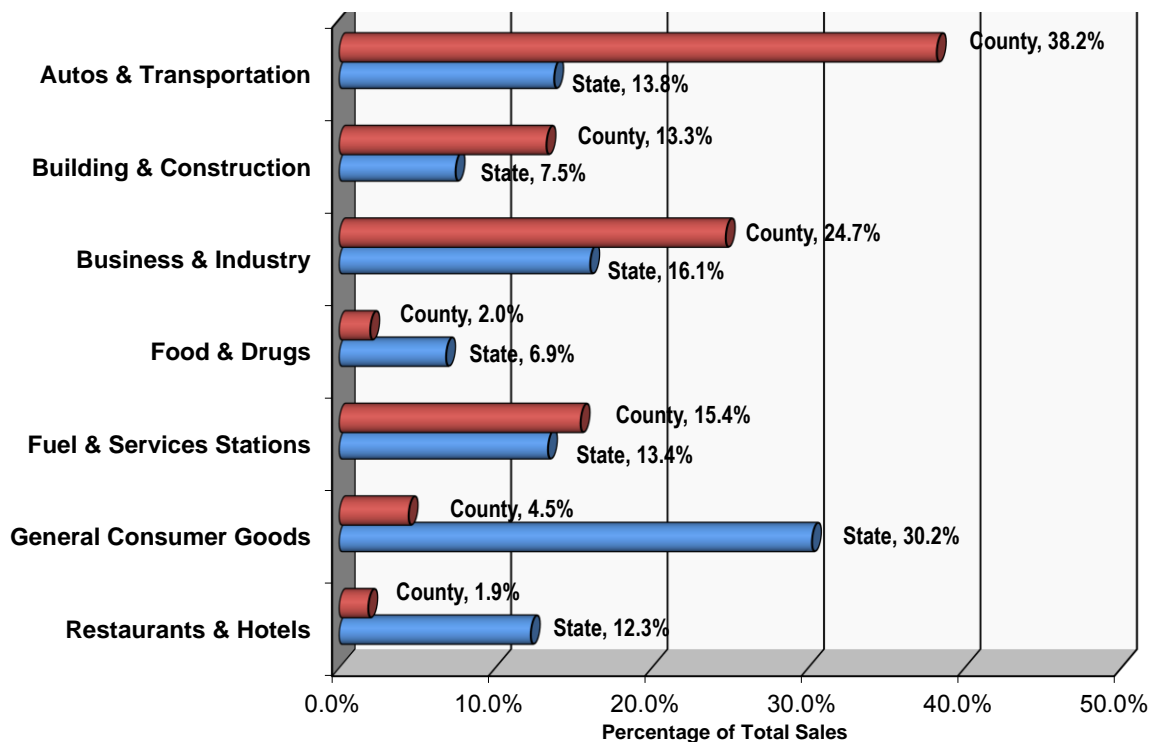
Sales and Use Tax

California has a statewide sales and use tax rate of 7.25%. The voters in Stanislaus County passed a ½ cent sales tax measure in 1995 and again in 1999 and 2004 to support local libraries. Measure T is on the June ballot seeking to continue this valuable tax. Sales Tax receipts are distributed as follows:

Sales Tax Distribution	Amount
State General Fund	5.00%
State Economic Recovery Bonds ("Triple Flip")	0.25%
Incorporated/Unincorporated Areas (Discretionary Revenue)	0.75%
Countywide Transportation Fund	0.25%
County Health and Social Services Programs ("Realignment")	0.50%
Public Safety Sales Tax	0.50%
Library Tax	0.125%
Total	7.375%

The following graph illustrates the business mix that contributes to sales and use taxes in the unincorporated areas of Stanislaus County compared to the taxes collected in the State as a whole. These percentages represent activity in the quarter ending December 31, 2011. It should be noted that Stanislaus County historically relies on Autos and Transportation sales and Business and Industry activity to a much larger degree than other cities and counties throughout the State.

Stanislaus County Sales Tax Comparison by Business Type



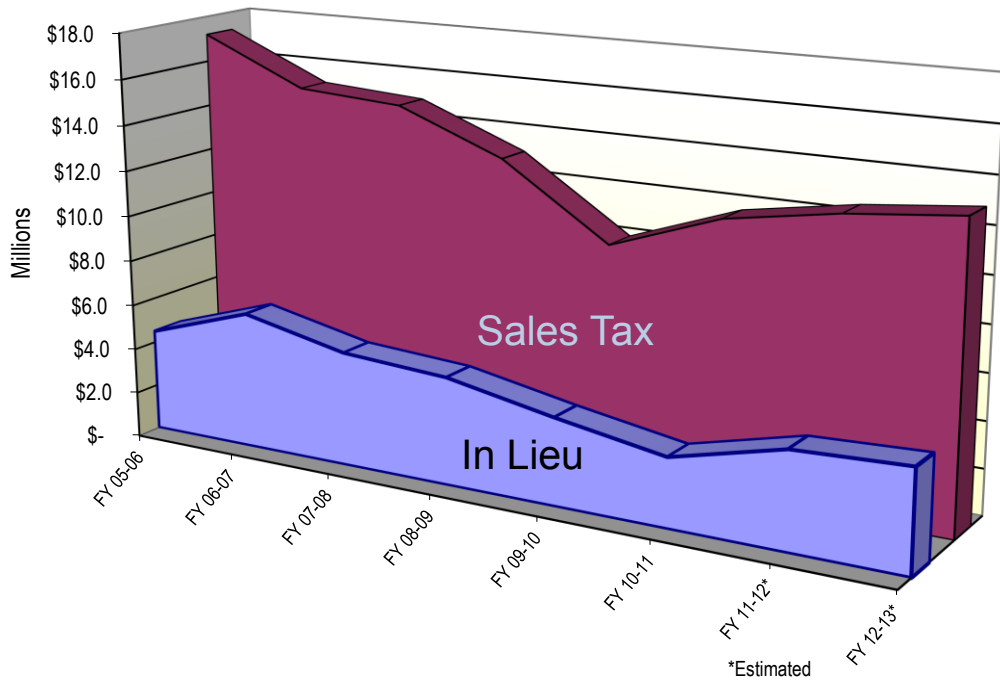
Sales and Use Tax is another discretionary revenue source that was affected by the State budget actions in Fiscal Year 2004-2005. As part of a complicated financing structure for the State Economic Recovery Bonds, the State "flipped" ¼ of the Bradley-Burns sales and use tax from the counties and cities to the bond trustee for debt service payments. In order to compensate for the lost revenue to cities and counties, an equivalent amount of property taxes from the County Education Revenue Augmentation Fund (ERAF) are to be shifted to an "In-lieu of Sales and Use Tax" account. The third leg in this "Triple Flip" would require the State to make up lost ERAF revenue to education from the State of California's General Fund.

Payments to the "In-lieu of Sales and Use Tax" account are to be made by each county's Auditor-Controller in January and May of each fiscal year with an annual "true-up" occurring in the

following September of each fiscal year. The State Department of Finance reconciles what was advanced in the prior year to actual revenue received. In Fiscal Year 2011-2012 the true-up amount had a positive \$195,804 impact on revenue for the County General Fund. The County will have a true-up every fiscal year until the State Bonds are paid off, estimated to occur in the spring of 2016.

The Recommended Proposed Budget estimate for Stanislaus County is \$13,000,000 in Sales and Use Tax and \$4,400,000 in “In-lieu of Sales and Use Tax”. This level of funding reflects an anticipated 4% increase in actual sales tax revenue from last years’ budget and is reflective of an increasing consumer confidence statewide.

Sales and Use Tax and Property Tax In-Lieu of Sales Tax



Additional Notable Discretionary Sources

Fines and penalties collected on delinquent property taxes is one revenue source that benefited from the falling real estate market. During the height of the residential property crisis, the San Joaquin Valley became know for leading the nation in foreclosures. As homes were lost to the lenders, delinquent taxes and penalties were paid to the County Tax Collector. At the height of the crisis, Stanislaus County added \$10.9 million to its fines and forfeitures revenue account in Fiscal Year 2008-2009. As the rate of foreclosures decline, revenue from fines and penalties decrease and the Recommended Proposed Budget recommendation of \$4 million reflects this trend.

Interest earnings for the General Fund fluctuate based on the amount of cash on hand and the interest rate that is adjusted quarterly. As interest rates have declined it is natural that the return on cash investments has been shrinking.

The Documentary Transfer Tax is a tax collected by the Clerk-Recorder at the time of recording when an interest in real property is conveyed. The tax rate is fifty five cents (\$0.55) for each five hundred dollars (\$500) and is based on the unencumbered assessed value of the property, or the purchase price, whichever is greater. As the number of property sales picks up, an increase in the transfer tax is inevitable.

An 8% Transient Occupancy Tax (TOT) is charged to customers staying in hotels in the unincorporated areas of the County. TOT revenue is directly correlated to consumer travel and is therefore subject to short-term fluctuation based on numerous economic factors. The robust collections in the 2007-2009 fiscal years was attributed to the build-out and resulting activity of several hotels along Highway 99 and Interstate 5 running through Stanislaus County. However, the most recent two years are indicative of the faltering economy.

The following table shows amounts received over the past several years with a proposed philosophy of cautiously approaching Budget Year 2012-2013:

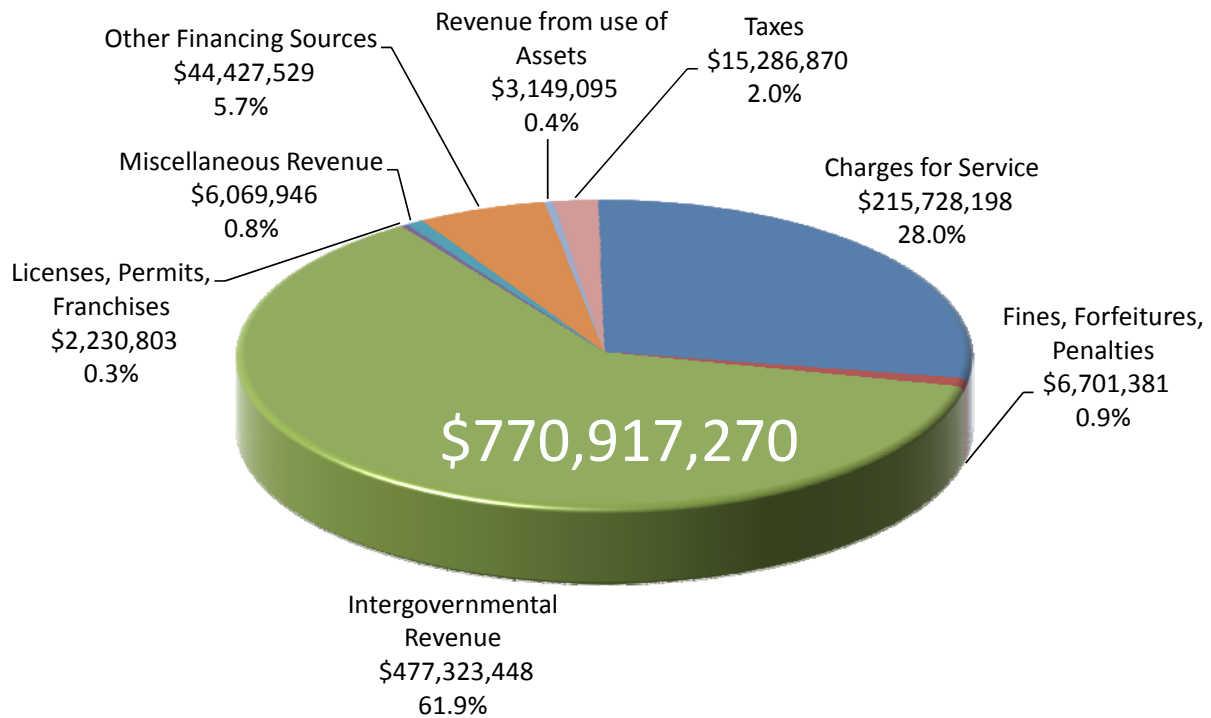
Fiscal Year	Fines & Penalties from Delinquent Taxes	General Fund Interest Earnings	Property Transfer Tax	Transient Occupancy Tax
2007-2008	\$ 3,014,823	\$ 4,277,848	\$ 1,528,543	\$ 854,857
2008-2009	10,923,451	2,741,137	1,552,846	835,803
2009-2010	7,886,132	2,227,711	1,271,225	680,780
2010-2011	5,729,900	1,416,537	1,198,951	661,155
2011-2012 Projected	4,000,000	1,400,000	1,318,000	761,000
2012-2013 Proposed	4,000,000	1,300,000	1,318,000	761,000

DISCRETIONARY REVENUE SUMMARY

In conclusion, it is recommended that \$147,141,201 be established as the discretionary revenue budget for Budget Year 2012-2013. This represents an increase of \$1.6 million from the 2011-2012 Final Adjusted Budget, or 1.1%. Adjustments may be included as part of the Final Budget as final amounts are received during the year-end close or with the Mid-Year Financial Report, when six months of activity will be available for Budget Year 2012-2013.

OTHER MAJOR REVENUE SOURCES (NON DISCRETIONARY REVENUE)

The total estimated revenue for Budget Year 2012-2013 is \$918,058,471. Of that amount, Discretionary Revenue is estimated to be \$147,141,201. In addition to the County's Discretionary Revenue (discussed earlier), other sources of revenue are estimated to be \$770,917,270, or 84% of total estimated revenue. Other major sources of revenue include revenue from the State and Federal government, taxes, use of assets, fines, forfeitures and penalties, internal transfers and charges to departments for health insurance costs. The following chart represents the total major revenue sources other than discretionary revenue by category of revenue type.



The following is a listing and brief description of the County's top 25 other major revenue sources that are included in the 2012-2013 Recommended Proposed Budget.

Federal-Other/Account 28800 - This account represents various types of Federal revenue used primarily to fund Public Health, Community Development Block Grant (CDBG) programs, and Public Works road projects. Revenue estimates of \$41,996,860 are up from the 2011-2012 Adopted Final Budget levels of \$12,552,938. The significant increase in revenue is primarily due to the Claribel Road Widening project and various bridge projects. Also impacting this increase is revenue of approximately \$12 million previously recognized in Account 27600 that is now recognized in this account.

Stanislaus County Local Revenue (AB 118) Account 25050 – This revenue from the State government realigns many public safety and health and human services funds to counties. 2011 Realignment is funded with a dedicated portion of state sales tax revenue and Vehicle License Fees (VLF). These funds are budgeted in the Probation, Sheriff, District Attorney, Public Defender, Community Services Agency and Behavioral Health and Recovery Services. The estimated revenue for Budget Year 2012-2013 is \$34,539,531.

State Construction Account 23400 - This revenue is from the Proposition 1B State Route 99 Account which is a subset of the Highway Safety, Traffic Reduction, Air Quality, and Port Security Bond Act of

2006. These funds are available for State Route 99 Corridor Enhancements. The estimated revenue for Budget Year 2012-2013 is \$34,000,000.

Federal Administration Aid to Families with Dependent Children Family Group/Unemployed/Account 27060 - This revenue from the Federal government, estimated to be \$26,953,386, is for administration and services costs of the CalWORKs, Mental Health/Substance Abuse, Promote Safe and Stable Families (PSSF) Programs, and the Consortium IV (CIV) Project. This level of funding is lower than the 2011-2012 Adopted Final Budget level of \$24,290,342.

Federal Aid for Children – Family Group/Account 27240 - This revenue from the Federal government is for assistance payments for the CalWORKs All Other Families Program and is budgeted at \$26,314,802 compared to \$33,648,764 in the 2011-2012 Adopted Final Budget.

Federal Administration In-Home Supportive Services Case Management/Account 27184 - This revenue from the Federal government is for administration costs and provision of In-Home Supportive Services and is budgeted at \$25,755,894 compared to \$23,364,972 in the Adopted 2011-2012 Adopted Final Budget.

State-Assistance-CW All Other Families/Account 21430 - This revenue recognizes the State cash reimbursements/operating revenue associated with the State share of cost for CalWORKs. All Other Families represent the Federally eligible single parent families who receive monthly CalWORKs public assistance payments. This population accounts for approximately 75% of the persons receiving CalWORKs public assistance and is budgeted at \$23,279,783.

State Aid-Realignment/Account 21460 - This revenue from the State government is for Sales Tax revenue designated for Social Services programs, allocated to the County based on legislated methodologies and is budgeted at \$21,766,566, compared to \$12,419,765 in the 2011-2012 Adopted Final Budget.

State Administration Medi-Cal/Account 21070 - This revenue from the State government is for administration costs of the Medi-Cal program and is budgeted at \$19,516,582.

State Administration In Home Supportive Services/Account 21060 - This revenue from the State is for administration costs and provision of In-Home Supportive Services and is budgeted at \$17,171,374, up from the 2011-2012 Final Budget amount of \$15,705,779.

State Aid-Mental Health/Account 22430 - This revenue from the State government is designated for Mental Health programs allocated to the County based on legislated methodologies and is budgeted at \$17,042,521.

Blue Cross Outpatient Revenue/Account 33816 - This revenue from Blue Cross is payment for eligible outpatient services provided to enrolled participants and is budgeted at \$16,318,312.

Mental Health Services-Medi-Cal Reimbursement/Account 33950 - This revenue from the Federal government is the Federal Financial Participation share (50%) of mental health services to Medi-Cal eligible clients. A 50% match is required of the County to access these funds. Funding from Medi-Cal is budgeted at \$15,617,113 and reflects an increase from \$14,669,773 in the 2011-2012 Adopted Final Budget.

Sales and Use Taxes 11800 - The estimated non-discretionary revenue is budgeted at \$14,140,640. Of this, \$7.5 million is from the voter approved Library 1/8-cent sales and use tax and the remaining amount is State revenue received through StanCOG for local transportation. This is an increase from the 2011-2012 Adopted Budget estimate of \$10,482,580.

State Aid-Realignment/Account 22510 - This revenue, allocated from the State's sales tax and vehicle license fee collections is for the County's required Medi-Cal Match and services to severely mentally ill

residents not covered under other funding. Realignment is budgeted at \$13,933,676 up from \$8,199,748 in the 2011-2012 Adopted Final Budget.

State Highway Users Tax/Account 20200 - This revenue is from the State and is comprised of fuel tax levied per gallon of fuel. Funds are apportioned to counties in proportion to the number of fee-paid and exempt vehicles registered within the County as compared to the total number in the State. Funds are dedicated to: 1) Providing research, planning, construction, improvement, maintenance, and operation of public streets and highways, including mitigation of their environmental effects, the property taken or damaged for such purposes and the administrative costs necessarily incurred in fulfilling these purposes; 2) Research, planning, construction, and improvement of exclusive public mass transit guideways. The estimated revenue for this account for Budget Year 2012-2013 is \$13,650,000 compared to \$12,300,000 in 2011-2012 Adopted Final Budget.

Federal Administration Non Assisted Food Stamps/Account 27040 - This revenue from the Federal government is for administration costs of the CalFresh (formerly Non Assisted Food Stamps) program and is budgeted at \$12,455,881, an increase from \$10,582,327.

State Motor Vehicle License Fees/In-lieu Tax Realignment/Account 20390 - This is a companion to Account 46610 and is used to record the receipts of this Vehicle License Fee (VLF) revenue into the General Fund. Revenue estimates for this account were prepared by the Chief Executive Office and reflect an estimate of \$12,041,405 in Budget Year 2012-2013, a decrease from \$17,100,569 estimated in the 2011-2012 Adopted Final Budget. The decrease is due to the reallocation of the Mental Health 1991 Realignment, formerly designated for Mental Health programs, that was diverted to cover an additional county share of cost for CalWORKs grants.

Federal Administration–Child Support Enforcement/Account 27080 - This account is the Federal funding contribution that supports the Department of Child Support Services. Revenue estimates for Budget Year 2012-2013 are \$10,358,970, no change from the 2011-2012 Adopted Final Budget.

Federal-Assistance-CalWORKs Two Parent Families/Account 27230 - This revenue recognizes the Federal cash reimbursements/operating revenue associated with the Federal share of cost for CalWORKs. Two Parent Families represents the federally eligible families who receive monthly CalWORKs public assistance payments and is budgeted at \$9,991,438, compared to \$13,339,775 estimated in the 2011-2012 Adopted Final Budget. The decline in projected expenditures for Budget Year 2012-13 is due to the decrease in both the CalWORKs Two Parent Families average caseloads and average grants, resulting in a reduction of Federal revenue. Federal revenue is further impacted by adjustments in the Federal sharing ratio primarily resulting from fluctuations in customer demographics that reflect an increase in non- federal eligibility.

Law Enforcement Services/Account 32800 - This revenue primarily funds contractual law enforcement services provided by the Sheriff's Department and District Attorney to other County and governmental agencies with \$9,972,320 in estimated revenue budgeted in County Public Safety Departments. This decrease from \$13,419,212 estimated in the 2011-2012 Adopted Final Budget is primarily due to AB 118 Realignment of revenue within the Court Security division of the Sheriff's Department.

Medi-Cal Outpatient Revenue/Account 33812 - This revenue from the State is payment for eligible outpatient services provided to Medi-Cal participants and is budgeted at \$9,730,087 down significantly from the 2001-2012 Adopted Final Budget estimate of \$21,433,626. This decline in estimated revenue is due to the California State Department of Health Care Services mandate that seniors and persons with disabilities Medi-Cal fee for service members (excluding those with Medicare coverage – i.e. dual eligible) transition to a Medi-Cal managed care health plan beginning in calendar year 2011. This revenue is now recognized in accounts 33814 and 33816.

Federal Grant Revenue/Account 29581 - This Workforce Investment Act revenue funds a number of Alliance Worknet programs. The estimated revenue for Budget Year 2012-2013 of \$9,613,031, down from \$10,701,527 in the 2011-2012 Adopted Final Budget.

Federal Administration - CWS IVE Account 27020 - This account is used to record federal revenue as claimed on the California Department of Social Services County Expense Claim for costs associated with administration/case management of the Child Welfare Services Programs. The estimated revenue is budgeted at \$9,001,172.

State Administration Non-Assistance Food Stamp/Account 21120 - This account is used to record state revenue as claimed on the California Department of Social Services County Expense Claim for costs associated with administration of the Non-Assistance food stamps (NASF) Program. The estimated revenue for Budget Year 2012-2013 is \$8,366,120 compared to \$7,878,509 estimated in the 2011-2012 Adopted Final Budget. Revenue will now be posted to Account 25050, as State and County Local Revenue funds are received directly from the State, rather than being received from the local courts as reimbursement for services provided.

DEBT SERVICE

Certificates of Participation

The County of Stanislaus debt is primarily in the form of Certificates of Participation (COP). Created in conjunction with lease agreements, which encumber County-owned property. COPs are securities issued and marketed to investors in a manner similar to tax-exempt bonds.

In a COP transaction, the County enters into an agreement with a third party, the Stanislaus County Capital Improvements Financing Authority, to lease an asset (normally a building) over a specific period of time at a predetermined total cost. The asset, owned by the County and leased to the Finance Authority, is then subleased back to the County. In this transaction the Finance Authority sells certificates in order to make its total lease payment to the County at the beginning of the lease period. With that lump sum (advance) lease payment the County then builds or buys the property.

The following chart reflects each outstanding Certificate of Participation (COP) financing by activity, the interest rate as a percent, the original date of issuance, the date of maturity, the original amount borrowed, the balance as of June 30, 2012, the current debt obligations for Stanislaus County for Budget Year 2012-2013, and the remaining balance to maturity once the debt obligation payments are made during the budget year.

	Interest Rate %	Date of Issue	Maturity	Original Borrowing	Balance to Maturity as of June 30, 2012	2012-2013 Debt Obligation Principal	2012-2013 Debt Obligation Interest	Remaining Balance to Maturity
GOVERNMENTAL ACTIVITIES								
1998 Series A Public Administration Center 10th Street Place	3.75-4.75	3/1/1998	9/1/2018	\$22,160,000	\$10,365,000	\$1,280,000	\$481,300	\$9,085,000
2004 Series A Gallo Center for the Arts	1.63-4.38	3/26/2004	9/1/2025	\$15,340,000	\$11,705,000	\$655,000	\$452,014	\$11,050,000
2004 Series B 12th Street Office & Parking Garage, Nick W. Blom Salida Regional Library	1.63-4.38	3/26/2004	9/1/2025	\$27,455,000	\$20,945,000	\$1,175,000	\$808,786	\$19,770,000
2007 Series A Refunding Community Services Facility, Public Safety Center, Minimum Security Facility, Sheriff Operations Center, Agricultural Center, Ray Simon Training Center	3.65-5.75	2/1/2007	5/1/2018	\$40,540,000	\$27,450,000	\$3,835,000	\$1,128,237	\$23,615,000
TOTAL GOVERNMENTAL ACTIVITIES:				\$105,495,000	\$70,465,000	\$6,945,000	\$2,870,337	\$63,520,000

Ratios

A number of ratios can be applied to the County's debt service. For Budget Year 2012-2013, the County's total gross debt obligation for its General Fund is \$11,101,678 and the total Recommended Proposed Budget is \$954,127,961. The ratio comparing the annual debt service to total budget shows that debt service represents only 1.16% of the total budget. In addition, a comparison of debt service to discretionary revenue can be obtained by dividing the total gross debt obligation (\$11.1 million) by the total Discretionary Revenue Budget of \$147,141,201. This analysis shows that debt service payments represent 7.5% of the total Discretionary Revenue Budget.



WHAT IS A SCHEDULE 9?

Auditor-Controller

Classification	2010-2011 Actual	2011-2012 Adopted Budget	2012-2013 Requested Proposed Budget	2012-2013 Recommended Proposed Budget
Taxes	\$0	\$200,000	\$104,125	\$104,125
Licenses, Permits, Franchises	\$0	\$0	\$0	\$0
Fines, Forfeitures, Penalties	\$0	\$0	\$0	\$0
Revenue from use of Assets	\$107,543	\$115,000	\$121,537	\$121,537
Intergovernmental Revenue	\$51,376	\$64,560	\$40,900	\$40,900
Charges for Service	\$2,213,376	\$1,854,214	\$2,155,709	\$2,155,709
Miscellaneous Revenue	\$63,632	\$71,000	\$60,800	\$60,800
Other Financing Sources	\$0	\$0	\$0	\$0
Salaries and Benefits	\$3,388,672	\$3,118,703	\$3,330,996	\$3,330,996
Services and Supplies	\$82,162	\$115,887	\$74,200	\$74,200
Other Charges	\$132,606	\$145,370	\$175,660	\$175,660
Fixed Assets	\$0	\$0	\$0	\$0
Other Financing Uses	\$97,992	\$0	\$0	\$0
Equity	\$0	\$0	\$0	\$0
Intrafund	\$72,513	(\$3,300)	(\$24,989)	(\$24,989)
Contingencies	\$0	\$0	\$0	\$0
Fund Balance	\$0	\$0	\$0	\$0

REVENUE

Taxes—Money received from tax revenue.

Licenses, Permits, Franchises—Money received from these sources.

Fines, Forfeitures, Penalties—Money received from fines or penalties.

Revenue from use of Assets—Money received from assets such as rent.

Intergovernmental Revenue—Funds received from Federal, State or local government sources such as grants.

Charges for Service—Fees collected for services provided by the department.

Miscellaneous Revenue—Money received from various sources such as donations, salvage and legal settlements.

Other Financing Sources—Increase in resources reported separate of revenues.

EXPENDITURES

Salaries and Benefits—Accounts that establish expenditures for employee related costs.

Services and Supplies—Accounts that establish expenditures for operating expenses of County departments and programs.

Other Charges—A payment to an agency, institution or person outside the County.

Fixed Assets—Land, buildings, vehicles, infrastructure and assets used in operations that have value past one year.

Other Financing Uses—Decrease in current financial resources that is separate of expenditures.

Equity—Assets of an entity that remains after deducting liabilities.

Intrafund—A way to record revenue/expenditures from a department with the same fund but different orgs.

Contingencies—Funds saved for emergencies.

TOTALS

RETAINED EARNINGS —The accumulated earnings of an enterprise or internal service fund.

FUND BALANCE—Revenue not spent in the previous year. Only used in Schedule 9's for General Fund, Special Revenue and Capital Projects Funds.



A Safe Community

CEO-OES/Fire Warden
CEO-Capital Projects
CEO-County Operations
District Attorney
Grand Jury
Integrated Criminal Justice Information System
Probation
Public Defender
Sheriff

A Safe Community

Protecting the safety of the residents of Stanislaus County continues to be the top priority of the Board of Supervisors. The impact of gangs and drugs on our community directly contributes to the decline of the physical, economic and social health of the County. Reducing these impacts allows residents to live and participate in our local communities in a safe environment. A



community that focuses resources on prevention and intervention should have less need for enforcement. The criminal justice system is comprised of a network of County departments focused on a coordinated effort to balance funding and operations between public safety agencies to foster a system-wide approach to protecting the public and streamlining operations between agencies.

Local and regional disaster preparedness is critical to the County's ability to respond to and recover from natural and man-made disasters. Recent events have illustrated communities must have a strong emergency management team and plans to sustain the region during disasters. An incident management team provides the needed coordination and oversight for emergency response. Effective emergency communication and information sharing among agencies is a critical component in disaster preparation.

- ◆ The Office of Emergency Services/Fire Warden is responsible for developing and maintaining plans for responding to local emergencies including natural disasters, Homeland Security, and biological events;
- ◆ The District Attorney's Office primary goal is to seek justice through vigorous prosecution of criminals and victim advocacy;
- ◆ The Probation Department provides intensive supervision to probationers and juvenile offenders who are placed in the community and provides a safe, secure custodial facility for juvenile offenders;
- ◆ The Public Defender's Office provides vigorous and effective legal representation of indigent persons accused of crimes, involved in dependency matters, accused of criminal contempt, or are facing involuntary mental health commitment; and
- ◆ The Sheriff's Department is the primary law enforcement agency for the unincorporated areas of the County and its contract cities. The Sheriff's Department also provides housing for incarcerated adults and security for the Courts.

BUDGET YEAR 2012-2013 ISSUES

The 2012-2013 Proposed Budget recommends \$156,858,984 in appropriations for this priority area. These expenditures are funded by a combination of \$54,981,966 in department revenue, \$100,879,573 in revenue from the General Fund and \$997,445 in fund balance.

The Probation, Sheriff, District Attorney and the Public Defender's Department have included in their 2012-2013 Budget realignment funding from the State. On April 4, 2011, Assembly Bill 109 (AB 109) was signed by Governor Brown. AB 109 realigned custodial and community supervision responsibility for non-serious, non-violent, and non-sex offenders, as well as lower-level adult parolees returning from State sentences to counties. Funding received in Fiscal Year 2011-2012 was for nine months of operation given the October 1, 2011, implementation date in the Sheriff and Probation Departments.

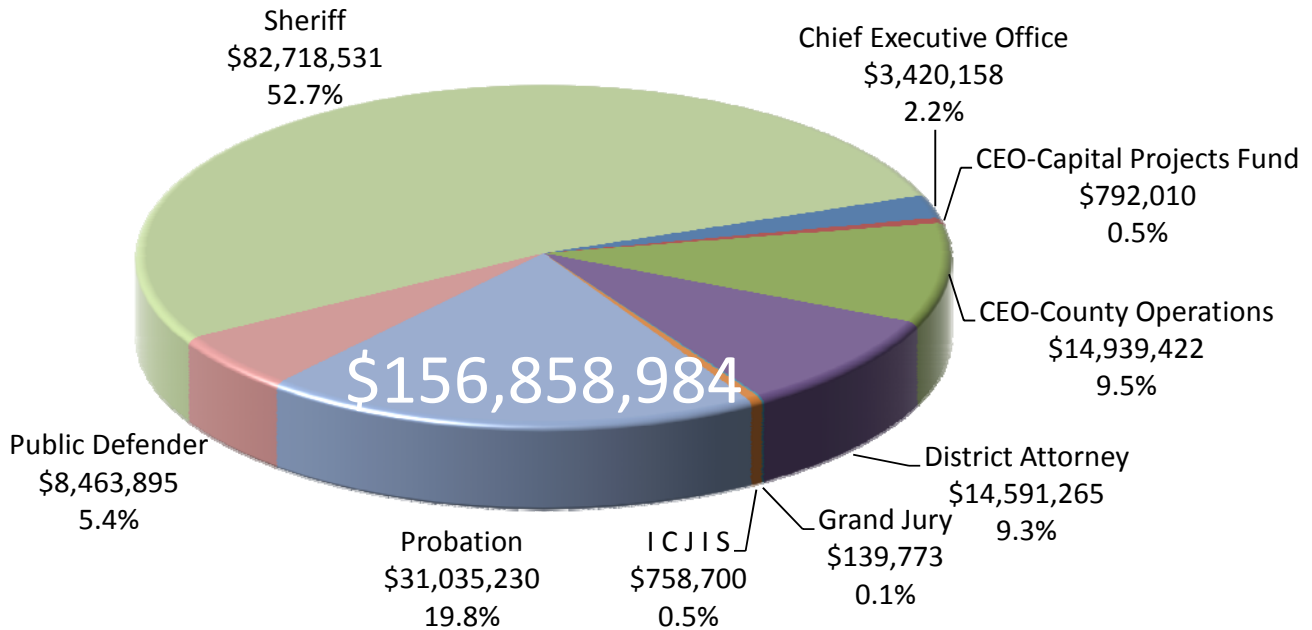
As a result of a recommendation by the Board of Supervisors, the Sheriff's Department will begin the process of reinstating the Sheriff's Team Investigating Narcotics and Gangs (STING) unit. This will be implemented over a two year period and will provide a much needed presence in the community in suppressing gang activity. The reinstatement of this unit will have a direct impact to the District Attorney and Public Defender's Department.

The DNA Identification Fund Prop 69 is included in the Chief Executive Office County Operations budget this budget year. Government Code section 76104.6 directs California Courts to levy a \$1 penalty for every \$10 or fraction thereof upon every fine, penalty and forfeiture levied on criminal offenses including traffic offenses, but excluding parking offenses, to implement the DNA Identification Fund. These funds are used to reimburse law enforcement to collect DNA specimens. In Budget Year 2012-2013, the Sheriff's Department is requesting \$108,000 and the Probation Department is requesting \$200,000.

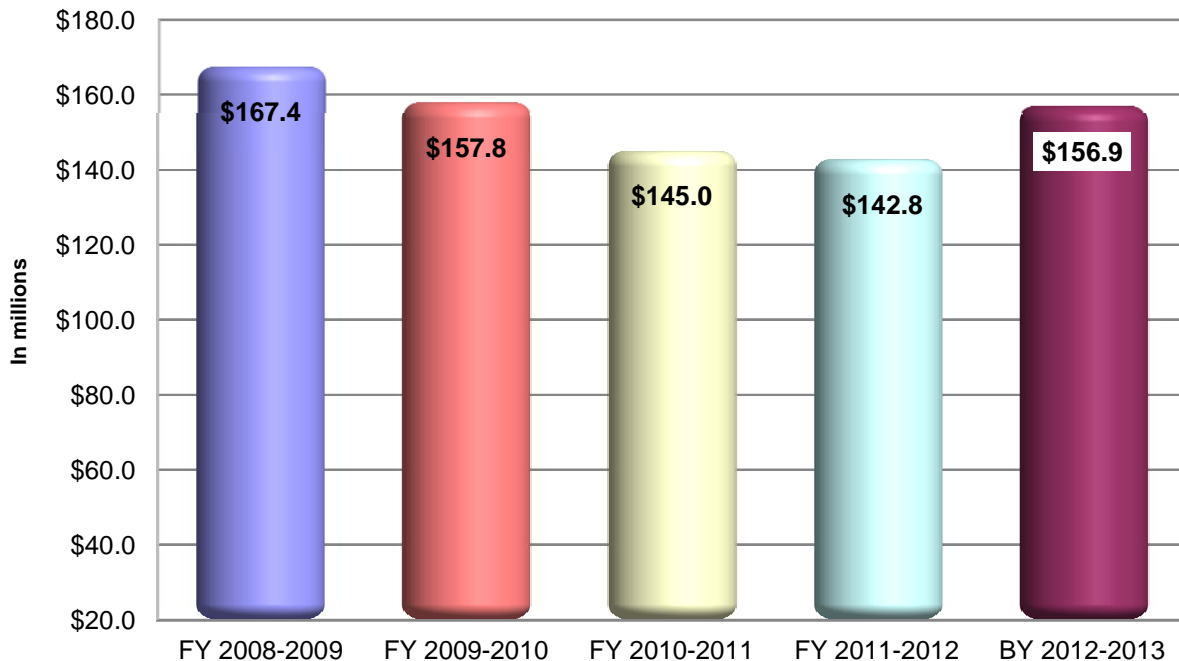


A Safe Community

Recommended Appropriations Budget Year 2012-2013



Five Year Comparison of Appropriations





A Safe Community

PAGE				Recommended 2012-2013
CHIEF EXECUTIVE OFFICE				\$3,420,158
	Fund	Org		
56	0100	0015500	Office of Emergency Service/Fire Warden	\$1,535,166
59	1725	0017100	County Fire Service Fund	\$1,884,992
CEO-CAPITAL PROJECTS FUND				\$792,010
	Fund	Org		
62	2025	0061301	Courthouse Construction Fund	\$339,428
64	2026	0061303	Criminal Justice Facilities Fund	\$452,582
CEO-COUNTY OPERATIONS				\$14,939,422
	Fund	Org		
66	0100	0016120	County Court Funding	\$6,511,800
68	1726	0017200	Department of Justice Drug and Alcohol	\$139,610
70	1777	0017710	DNA Identification Fund Prop 69	\$308,000
72	0100	0017400	Jail Medical Program	\$7,980,012
DISTRICT ATTORNEY				\$14,591,265
	Fund	Org		
77	0100	0023100	Criminal Division	\$12,682,045
79	1761	0023229	Arson Task Force	\$523
81	1712	0023212	Auto Insurance Fraud Prosecution	\$208,041
83	177A	0023310	Consumer Fraud	\$395,265
85	1771	0023271	Criminal Division Asset Forfeiture	\$39,680
87	1706	0023206	Elder Abuse Advocacy and Outreach	\$0
89	1699	0023410	Family Justice Center	\$0
91	1707	0023207	Federal Asset Forfeiture	\$4,441
93	1678	0023209	Office of Traffic Safety Impaired Driver Vertical Prosecution	\$315,496
96	1776	0023276	Real Estate Fraud Prosecution	\$328,115
98	1716	0023216	Rural Crimes Prevention Program	\$0
100	1686	0023208	Unserved/Underserved Victim Advocacy and Outreach	\$106,821
102	1775	0023275	Vertical Prosecution Block Grant	\$103,807
104	1710	0023220	Victim Compensation and Government Claims	\$63,853
106	1714	0023214	Victim Services Program	\$343,178
GRAND JURY				\$139,773
	Fund	Org		
108	0100	0052100	Civil and Criminal Grand Jury	\$139,773



A Safe Community

PAGE				Recommended 2012-2013
INTEGRATED COUNTY JUSTICE INFORMATION SYSTEM				\$758,700
	Fund	Org		
111	5141	0016161	Integrated County Justice Information System	\$758,700
PROBATION				\$31,035,230
	Fund	Org		
115	0100	0026050	Administration	\$2,142,303
117	1679	0026481	Community Corrections Partnership Plan	\$6,166,085
120	1688	0026431	Corrections Performance Incentive Fund	\$522,269
122	0100	0026100	Field Services	\$11,666,311
124	0100	0026200	Institutional Services	\$8,457,050
126	1764	0026365	Juvenile Accountability Block Grant	\$0
128	1798	0026395	Juvenile Justice Crime Prevention Act	\$1,485,927
130	1765	0026420	Ward Welfare Fund	\$40,000
132	1698	0026406	Youthful Offender Block Grant	\$555,285
PUBLIC DEFENDER				\$8,463,895
	Fund	Org		
136	0100	0027000	Public Defender	\$5,392,755
138	0100	0027500	Indigent Defense	\$3,071,140
SHERIFF				\$82,718,531
	Fund	Org		
143	0100	0028100	Administration	\$3,700,034
146	1703	0028600	CAL ID Program	\$516,193
148	1780	0028889	CAL-MMET Program	\$702,663
150	1768	0028840	Civil Process Fee	\$224,016
152	0100	0028239	Contract Cities	\$9,928,595
155	0100	0028370	Court Security	\$4,821,668
157	1743	0028869	Dedicated Funds	\$325,000
159	0100	0028300	Detention	\$35,214,850
162	1769	0028870	Driver Training Program	\$199,568
164	4081	0028509	Jail Commissary/Inmate Welfare	\$1,405,048
166	1799	0028610	Justice Assistance Grant	\$221,651
168	0100	0028200	Operations	\$24,945,837
170	1715	0028825	Vehicle Theft Unit	\$513,408
TOTAL				\$156,858,984



CRIMINAL JUSTICE/PUBLIC PROTECTION
Other Protection

CEO—OFFICE OF EMERGENCY SERVICES/FIRE WARDEN

**Gary Hinshaw, Fire Warden/
Assistant Director of Emergency Services**

BUDGET AT A GLANCE	
Gross Costs	\$3,420,158
Total Revenue	\$1,569,125
Fund Balance/Retained Earnings	\$84,583
Net County Cost	\$1,766,450
Total Recommended Staffing	6
% Funded by Local Discretionary Funds	51.6%

MISSION STATEMENT

The Office of Emergency Services/Office of the Fire Warden (OES/FW) is a division of the Chief Executive Office. The Assistant Director of Emergency Services leads the division. The core functions of the division include: coordination and direction of emergency preparedness, response and recovery for the Operational Area; coordination and deployment of the fire mutual aid resources; liaison with county fire agencies; and administration of the Fire Prevention Bureau.

ACCOMPLISHMENTS AND OBJECTIVES

The Accomplishments and Objectives for the Chief Executive Office – Office of Emergency Services/Fire Warden for the 2012-2013 Budget Year include:

FISCAL YEAR 2011-2012 ACCOMPLISHMENTS	BUDGET YEAR 2012-2013 OBJECTIVES
<ul style="list-style-type: none"> ◆ Coordinated the Golden Guardian Exercise with participants throughout Stanislaus County including twenty-six agencies and over 370 participants. The exercise was based on a flood scenario. Capabilities tested included Emergency Operations Center (EOC) Management, Joint Information Center Activation, Medical Surge and Triage and Pre-Hospital Treatment. ◆ Provided management and support for the Modesto Regional Fire Authority. ◆ Continued progress toward maintaining the primary and alternate EOCs at a state of readiness including operational facility and trained staff. Staff held drills at the alternate EOC in Ceres and developed, trained and exercised processes and procedures for EOC personnel. 	<ul style="list-style-type: none"> ◆ Support the Modesto Regional Fire Authority by identifying efficiencies within the organization. ◆ Continue to maintain the Emergency Operations Center (EOC) and its alternate in Ceres at Operational Level. This includes developing, training and exercising EOC plans and processes, ensuring equipment is functional, and identifying and training personnel to work in the EOC.

**BUDGETS WITHIN THE CEO—OFFICE OF EMERGENCY SERVICES/FIRE WARDEN
INCLUDE:**

- ◆ Office of Emergency Services/Fire Warden
- ◆ County Fire Service Fund

STANISLAUS COUNTY, CALIFORNIA
Budget Year 2012-2013

CRIMINAL JUSTICE/PUBLIC PROTECTION
Other Protection



CEO—OFFICE OF EMERGENCY SERVICES/FIRE WARDEN

Budget Unit 0100 0015510
General Fund

SERVICES PROVIDED

As the Operational Area Coordinator for Stanislaus County, the Office of Emergency Services/Fire Warden (OES/FW) is responsible for fulfilling the local government/operational area State mandates identified in the California Code of Regulations establishing the Standardized Emergency Management System (SEMS). These responsibilities include maintaining a functional Emergency Operations Center (EOC) for the Operational Area, coordination of emergency activities that exceed the day-to-day level, and coordinating mutual aid requests and communication between local government and the State. Local government is required to meet and/or exceed State mandates to be eligible for State funding of response related personnel costs during a disaster. OES ensures County compliance with Homeland Security Presidential Directives (HSPD) 5 and 8 that includes the National Incident Management System (NIMS). These directives are linked to preparedness funding, disaster management and recovery funding after a disaster.

The Fire Warden is the Fire and Rescue Operational Area Coordinator (OAC) for Stanislaus County. As the Fire and Rescue OAC, the Fire Warden is responsible for the deployment of fire mutual aid resources and the State OES fire and rescue resources maintained in Stanislaus County. The OAC is responsible for maintaining several databases that validate certifications, maintains an inventory of personnel and apparatus, provides training, and coordinates statewide deployment of local fire resources. The Fire Warden manages and directs the OES Duty Officer/Fire Resource Officer Program, which provides a duty officer to coordinate emergency activities and local fire agency assets within the geographic area of the County and Statewide 24/7. The Fire Warden is the liaison between local fire agencies and County departments; staff provides assistance to fire districts with financial issues including development impacts, revenue projections, budget analysis, fees and assessments, and represents County fire agencies on various communication committees and workgroups.

Chief Executive Office - OES/Fire Warden				
Classification	2010-2011 Actual	2011-2012 Adopted Budget	2012-2013 Requested Proposed Budget	2012-2013 Recommended Proposed Budget
Taxes	\$0	\$0	\$0	\$0
Licenses, Permits, Franchises	\$0	\$0	\$0	\$0
Fines, Forfeitures, Penalties	\$0	\$0	\$0	\$0
Revenue from use of Assets	\$0	\$0	\$0	\$0
Intergovernmental Revenue	\$264,622	\$230,000	\$230,000	\$230,000
Charges for Service	\$133,754	\$140,244	\$131,020	\$131,020
Miscellaneous Revenue	\$43,847	\$30,000	\$30,000	\$30,000
Other Financing Sources	\$0	\$0	\$0	\$0
Total Revenue	\$442,223	\$400,244	\$391,020	\$391,020
Salaries and Benefits	\$662,647	\$694,605	\$595,716	\$595,716
Services and Supplies	\$171,905	\$190,745	\$615,784	\$615,784
Other Charges	\$606,658	\$638,050	\$323,666	\$323,666
Fixed Assets	\$0	\$0	\$0	\$0
Other Financing Uses	\$25,947	\$0	\$0	\$0
Equity	\$0	\$0	\$0	\$0
Intrafund	\$51,220	\$17,730	\$0	\$0
Contingencies	\$0	\$0	\$0	\$0
Gross Costs	\$1,518,377	\$1,541,130	\$1,535,166	\$1,535,166
Fund Balance	\$0	\$0	\$0	\$0
Net County Cost	\$1,076,154	\$1,140,886	\$1,144,146	\$1,144,146

PROGRAM DISCUSSION

At the proposed level of funding, the Division can maintain the current level of service by using prior year General Fund Net County Cost savings. Increased costs for personnel expenses, Stanislaus Regional 911 support, facility fees and anticipated retirement cash outs are contributing factors for the need to use \$95,702 of the Net County Cost savings. The Office of Emergency Services (OES) / Fire Warden has \$439,489 in General Fund Net County Cost savings and with current staffing level and increased operational costs, the division anticipates using \$100,000 each fiscal year through Budget Year 2015-2016 to maintain service levels.

On January 11, 2011 the Board of Supervisors entered into a Joint Powers Agreement (JPA) with the City of Modesto and Salida Fire Protection District Creating the Modesto Regional Fire Authority. The Office of Emergency Services (OES) / Fire Warden is part of this JPA. The merger of three separate agencies during Fiscal Year 2011-2012 has been a complicated process with significant challenges in combining finance, information technology and human resources. The direction of the JPA moving forward into Fiscal Year 2012-2013 has yet to be determined and may have a direct impact on the budget for OES / Fire Warden. Any impacts will be discussed in the Final Budget process.

Eight of the County's twelve labor organizations have agreed on a permanent 6% salary deduction to be effective July 1, 2012. The County is currently in negotiations with the remaining four labor groups. One position in this budget is represented by one of these four groups. The estimated cost of not having these agreements in place for this budget with these groups represents an increase in cost over 2011-2012 salary costs of \$2,187.10, which is the equivalent of no full-time positions. In the absence of these Agreements, any reductions-in-force would likely occur as part of the Final Budget.

STAFFING IMPACTS

Total current authorized positions —4

There are no recommended changes to the current level of staffing.

Total recommended authorized positions —4

RECOMMENDED PROPOSED BUDGET

It is recommended that a budget of \$1,535,166 be approved for the Chief Executive Office – Office of Emergency Services/Fire Warden as an interim spending plan. This budget is funded from \$391,020 in estimated department revenue and a \$1,144,146 contribution from the General Fund. The Department assumed the additional use of approximately \$95,702 in prior year General Fund Net County Cost savings to fully fund the projected 2012-2013 budget and will return as part of the Final Budget to address priority programs/services, staffing and the use of fund balance savings in the Final Budget.

STANISLAUS COUNTY, CALIFORNIA
Budget Year 2012-2013

CRIMINAL JUSTICE/PUBLIC PROTECTION
Fire Protection



CHIEF EXECUTIVE OFFICE—COUNTY
FIRE SERVICE FUND

Budget Unit 1725 0017100
Special Revenue Fund

SERVICES PROVIDED

Revenue from the less-than-countywide tax (also referred to as the County Fire Service Fund), collected throughout the County except in Modesto and Turlock, is used to provide support services to fire agencies in the unincorporated areas and cities in Stanislaus County. The funding is intended to ensure the provision of critical fire support services that otherwise could not be provided.

In 2005, the Stanislaus County Fire Authority, a joint powers agreement comprised of all agencies providing fire protection services within Stanislaus County, was formed to facilitate cooperation among the Fire Agencies and the County related to the allocation and use of the less-than-countywide fire tax. The Board of Supervisors recognized these efforts, and the County is a member of the joint powers agreement. The Fire Authority prepares an annual business plan to define service levels and performance expectations for the use of these revenues. The services provided include Administrative/Finance support services, Fire Investigations, Fire Prevention, Fire Communications coordination, and Emergency Medical Services support.

CASH/FUND BALANCE

As of July 1, 2012, the projected cash balance is estimated to be a positive \$969,806, compared to the July 1, 2011 positive balance of \$1,044,806. The decrease is due to lower than anticipated property taxes and fire prevention fees.

As of July 1, 2012, the projected fund balance is estimated to be \$969,806 compared to the July 1, 2011 fund balance of \$669,455, an increase of approximately 45%. This is due to the timing of the payment of invoices last fiscal year.

Chief Executive Office - County Fire Service Fund				
Classification	2010-2011 Actual	2011-2012 Adopted Budget	2012-2013 Requested Proposed Budget	2012-2013 Recommended Proposed Budget
Taxes	\$1,035,512	\$1,075,775	\$1,034,105	\$1,034,105
Licenses, Permits, Franchises	\$0	\$0	\$0	\$0
Fines, Forfeitures, Penalties	\$0	\$0	\$0	\$0
Revenue from use of Assets	\$0	\$0	\$0	\$0
Intergovernmental Revenue	\$15,635	\$16,000	\$16,000	\$16,000
Charges for Service	\$165,030	\$150,000	\$113,000	\$113,000
Miscellaneous Revenue	\$9,703	\$15,000	\$15,000	\$15,000
Other Financing Sources	\$71,092	\$0	\$0	\$0
Total Revenue	\$1,296,972	\$1,256,775	\$1,178,105	\$1,178,105
Salaries and Benefits	\$406,270	\$461,493	\$138,577	\$138,577
Services and Supplies	\$69,171	\$717,929	\$708,949	\$708,949
Other Charges	\$1,005,471	\$849,657	\$1,037,466	\$1,037,466
Fixed Assets				
Equipment	\$50,291	\$0	\$0	\$0
Other Financing Uses	\$12,931	\$0	\$0	\$0
Equity	\$0	\$0	\$0	\$0
Intrafund	\$0	\$0	\$0	\$0
Contingencies	\$0	\$0	\$0	\$0
Gross Costs	\$1,544,134	\$2,029,079	\$1,884,992	\$1,884,992
Fund Balance	(\$17,648)	\$150,000	\$84,583	\$84,583
Net County Cost	\$264,810	\$622,304	\$622,304	\$622,304

PROGRAM DISCUSSION

The Fire Authority prepares an annual business plan to define service levels and performance expectations. The services identified in the 2011-2012 Business Plan include Administrative/Finance support services, Fire Investigations, Fire Prevention, Fire Communications coordination, and Emergency Medical Services support. With the recent decline in property taxes and fire prevention fees, priorities and service levels were reevaluated to ensure that there would be sufficient funding to continue providing critical services. The Training Coordinator position was eliminated in Fiscal Year 2011-2012 in order to create savings to continue to provide the highest priority services. The 2012-2013 Proposed Budget reflects a request to use \$84,583 in fund balance. The Stanislaus County Fire Authority will again reevaluate programs and seek adjustments to service levels to ensure the programs can be sustained.

In January 2011, the Stanislaus County Board of Supervisors, the City of Modesto and Salida Fire Protection District unanimously approved their partnership in the Modesto Regional Fire Authority (Regional Fire) Joint Powers Agreement (JPA). With the approval of the JPA, the County established that the programs funded through the County Fire Service Fund will be provided by Regional Fire. Additionally, the County agreed to provide additional funding through this budget to support the regional-concept for fire protection. The Board recognized the need to provide critical fire and emergency services in the most cost effective and efficient manner, which is accomplished with inter-agency cooperation. The direction of the JPA for Fiscal Year 2012-2013 has yet to be determined and may have a direct impact on the budget for the County Fire Service Fund. Any impacts will be discussed at Final Budget. The JPA is continuing the development of a plan for the future that includes a provision for additional partners. There are fire district boards that have formally expressed their interest in participating in the JPA.

At the proposed level of funding, including the use of \$84,583 in fund balance, the County will maintain its funding commitment to Regional Fire.

STAFFING IMPACTS

Total current authorized positions — 2

There are no recommended changes to the current level of staffing.

Total recommended authorized positions— 2

RECOMMENDED PROPOSED BUDGET

It is recommended that a budget of \$1,884,992 be approved for the Chief Executive Office – County Fire Service Fund as an interim spending plan. This budget is funded from \$1,178,105 in estimated department revenue and \$622,304 from County Match. The Department assumed the additional use of approximately \$84,583 in department fund balance to fully fund the projected 2012-2013 budget and will return as part of the Final Budget to address the use of fund balance.

STANISLAUS COUNTY, CALIFORNIA
Budget Year 2012-2013



CRIMINAL JUSTICE/PUBLIC PROTECTION
Judicial

CHIEF EXECUTIVE OFFICE—
COURTHOUSE CONSTRUCTION
FUND

Budget Unit 2025 0061301
 Capital Projects Fund

SERVICES PROVIDED

This budget in the Capital Projects Fund provides for the revenue that is used for lease costs for the civil courtrooms located on the 4th and 6th floors of the privately owned building at 801 Tenth Street. This budget does not receive local discretionary General Fund revenue. It is funded from an additional penalty assessment for fines that are imposed by the Superior Court in accordance with State law. A change in the law as of January 1, 2004 requires use of these funds be approved by the Administrative Office of the Courts. Approval from the State was granted on May 19, 2009 to use these funds for the lease costs for the 4th and 6th floors of the building located at 801 Tenth Street.

CASH/FUND BALANCE

As of July 1, 2012, this fund is projected to have a positive cash balance of approximately \$3.3 million compared to the July 1, 2011, positive cash balance of \$2.9 million. The increase is the result of additional penalty assessment revenue for fines imposed by the Superior Court.

Similarly, the fund balance is projected to be \$3.3 million compared to the July 1, 2011, positive fund balance of \$2,871,436.

Chief Executive Office - Courthouse Construction Fund				
Classification	2010-2011 Actual	2011-2012 Adopted Budget	2012-2013 Requested Proposed Budget	2012-2013 Recommended Proposed Budget
Taxes	\$0	\$0	\$0	\$0
Licenses, Permits, Franchises	\$0	\$0	\$0	\$0
Fines, Forfeitures, Penalties	\$794,852	\$700,000	\$667,000	\$667,000
Revenue from use of Assets	\$36,584	\$50,000	\$34,000	\$34,000
Intergovernmental Revenue	\$0	\$0	\$0	\$0
Charges for Service	\$0	\$0	\$0	\$0
Miscellaneous Revenue	\$0	\$0	\$0	\$0
Other Financing Sources	\$0	\$0	\$0	\$0
Total Revenue	\$831,436	\$750,000	\$701,000	\$701,000
Salaries and Benefits	\$0	\$0	\$0	\$0
Services and Supplies	\$319,944	\$329,542	\$339,428	\$339,428
Other Charges	\$0	\$0	\$0	\$0
Fixed Assets	\$0	\$0	\$0	\$0
Other Financing Uses	\$0	\$0	\$0	\$0
Equity	\$0	\$0	\$0	\$0
Intrafund	\$0	\$0	\$0	\$0
Contingencies	\$0	\$0	\$0	\$0
Gross Costs	\$319,944	\$329,542	\$339,428	\$339,428
Fund Balance	(\$511,492)	(\$420,458)	(\$361,572)	(\$361,572)
Net County Cost	\$0	\$0	\$0	\$0

PROGRAM DISCUSSION

At the proposed level of funding, the lease costs for civil court space located on the 4th and 6th Floors at 801 Tenth Street are provided to accommodate the new judgeships authorized under AB 159. The Board of Supervisors approved the Memorandum of Understanding for the payment of lease and tenant improvement costs for this space on May 19, 2009. These leases obligate the use of \$5,302,260 of Courthouse Construction Funds through Fiscal Year 2018-2019. The annual lease cost of \$339,428 is the only cost anticipated for Budget Year 2012-2013 and will be fully covered by anticipated revenue.

STAFFING IMPACTS

Total current authorized position — 0

RECOMMENDED PROPOSED BUDGET

It is recommended that a budget of \$339,428 be approved for the Chief Executive Office – Courthouse Construction Fund. This budget is funded from \$701,000 in estimated penalty assessment revenue and interest earnings, resulting in a positive contribution to fund balance of \$361,572.

STANISLAUS COUNTY, CALIFORNIA
Budget Year 2012-2013



CRIMINAL JUSTICE/PUBLIC PROTECTION
Judicial

CHIEF EXECUTIVE OFFICE—
CRIMINAL JUSTICE FACILITIES FUND

Budget Unit 2026 0061303
 Capital Projects Fund

SERVICES PROVIDED

This budget funds a portion of the cost of Law Library rent and a portion of the 12th Street Parking Garage debt service payment. It is funded from a dedicated revenue source associated with an additional penalty assessment for fines that are imposed by the Superior Court in accordance with State law. These funds can also be used to refurbish and replace criminal justice related facilities as the needs arise and to develop and improve electronic information.

CASH/FUND BALANCE

As of July 1, 2012, this fund is projected to have a positive cash balance of approximately \$2.9 million compared to the July 1, 2011, positive cash balance of \$2.7 million. The increase is the result of penalty assessment revenue for fines imposed by the Superior Court exceeding expected expenditures.

Similarly, the fund balance is projected to be \$2.9 million compared to the July 1, 2011, positive fund balance of \$2,666,055.

Chief Executive Office - Criminal Justice Facilities Fund				
Classification	2010-2011 Actual	2011-2012 Adopted Budget	2012-2013 Requested Proposed Budget	2012-2013 Recommended Proposed Budget
Taxes	\$0	\$0	\$0	\$0
Licenses, Permits, Franchises	\$0	\$0	\$0	\$0
Fines, Forfeitures, Penalties	\$925,405	\$875,000	\$802,000	\$802,000
Revenue from use of Assets	\$24,108	\$50,000	\$29,000	\$29,000
Intergovernmental Revenue	\$0	\$0	\$0	\$0
Charges for Service	\$0	\$0	\$0	\$0
Miscellaneous Revenue	\$0	\$0	\$0	\$0
Other Financing Sources	\$0	\$0	\$0	\$0
Total Revenue	\$949,513	\$925,000	\$831,000	\$831,000
Salaries and Benefits	\$0	\$0	\$0	\$0
Services and Supplies	\$52,429	\$79,272	\$70,296	\$70,296
Other Charges	\$82,220	\$82,220	\$32,286	\$32,286
Fixed Assets	\$0	\$0	\$0	\$0
Other Financing Uses	\$3,231,787	\$500,328	\$350,000	\$350,000
Equity	\$0	\$0	\$0	\$0
Intrafund	\$0	\$0	\$0	\$0
Contingencies	\$0	\$0	\$0	\$0
Gross Costs	\$3,366,436	\$661,820	\$452,582	\$452,582
Fund Balance	\$2,416,923	(\$263,180)	(\$378,418)	(\$378,418)
Net County Cost	\$0	\$0	\$0	\$0

PROGRAM DISCUSSION

At the proposed level of funding, the Department can maintain its obligation to contribute to lease payments. The contribution of \$32,220 to the Law Library rent represents approximately 36% of the total rent costs and reflects the proportional amount of overall library costs that are related to criminal cases. Also funded from this budget is a portion of the 12th Street Office and Parking Garage debt service payment, amounting to \$350,000 annually.

No longer funded from this budget is the \$150,328 contribution to the Public Defender's budget to cover their share of the debt service for the office building located at 1021 I Street. The debt on this building has been retired and the Public Defender is no longer required to pay rent which covered their office space portion of the debt service payment. Additionally, this budget funded a portion (\$50,000) of the operating and maintenance costs of the County's Geographical Information System (GIS), covering the allocated costs for the Sheriff's Department and Stanislaus Regional 911. As the result of a policy decision, these costs are no longer allocated out by the Public Works Department.

STAFFING IMPACTS

Total current authorized positions— 0

RECOMMENDED PROPOSED BUDGET

It is recommended that a budget of \$452,582 be approved for the Chief Executive Office – Criminal Justice Facilities Fund. This budget is funded from \$831,000 in estimated penalty assessment revenue and interest earnings, resulting in a positive contribution to fund balance of \$378,418.

STANISLAUS COUNTY, CALIFORNIA
Budget Year 2012-2013



CRIMINAL JUSTICE/PUBLIC PROTECTION
Judicial

CHIEF EXECUTIVE OFFICE—
COUNTY COURT FUNDING

Budget Unit 0100 0016120
 General Fund

SERVICES PROVIDED

The Lockyer-Isenberg Trial Court Funding Act (AB 233), as amended in Section 77200 of the Government Code, legislated the financial separation between the Superior Court and county governments. As a result, the State bears sole responsibility for the funding of court operations incurred by the local trial court. The Code also requires that counties provide an annual payment to the State to maintain the level of service provided prior to the separation (also known as Maintenance of Effort obligation). Counties are still responsible for the collection of Court fines and fees, but must return to the State one half of the revenue received that is in excess of the revenue portion of the maintenance of effort obligation. As of Fiscal Year 2008-2009, ownership of and responsibility for the operation and maintenance of all court facilities was transferred to the State. In lieu of funding the building maintenance and utility costs, the County is required to make an annual County Facilities Payment (CFP) to the State for each of the facilities.

Chief Executive Office - County Court Funding				
Classification	2010-2011 Actual	2011-2012 Adopted Budget	2012-2013 Requested Proposed Budget	2012-2013 Recommended Proposed Budget
Taxes	\$0	\$0	\$0	\$0
Licenses, Permits, Franchises	\$0	\$0	\$0	\$0
Fines, Forfeitures, Penalties	\$4,066,850	\$4,082,000	\$3,459,000	\$3,459,000
Revenue from use of Assets	(\$30,439)	\$137,000	\$160,000	\$160,000
Intergovernmental Revenue	\$0	\$0	\$0	\$0
Charges for Service	\$659,972	\$343,000	\$431,000	\$431,000
Miscellaneous Revenue	\$139,683	\$142,500	\$146,800	\$146,800
Other Financing Sources	\$0	\$0	\$0	\$0
Total Revenue	\$4,836,066	\$4,704,500	\$4,196,800	\$4,196,800
Salaries and Benefits	\$0	\$0	\$0	\$0
Services and Supplies	\$130,085	\$204,146	\$142,863	\$142,863
Other Charges	\$6,136,403	\$6,187,954	\$5,968,110	\$5,968,110
Fixed Assets	\$0	\$0	\$0	\$0
Other Financing Uses	\$0	\$0	\$0	\$0
Equity	\$0	\$0	\$0	\$0
Intrafund	\$415,210	\$387,400	\$400,827	\$400,827
Contingencies	\$0	\$0	\$0	\$0
Gross Costs	\$6,681,698	\$6,779,500	\$6,511,800	\$6,511,800
Fund Balance	\$0	\$0	\$0	\$0
Net County Cost	\$1,845,632	\$2,075,000	\$2,315,000	\$2,315,000

PROGRAM DISCUSSION

At the proposed level of funding, the County's legally mandated obligation to fund its court-related obligations will be met. The base maintenance of effort (MOE) obligation for Stanislaus County as prescribed by Section 77201.3 of the Government Code is \$4,586,223 on an annual basis. This

includes an operations portion of the MOE obligation of \$3.5 million and a Fines and Forfeitures revenue portion of the MOE obligation in the amount of \$1.1 million. Additionally, approximately \$610,000 is anticipated in revenue that must be sent to the State over and above the revenue maintenance of effort obligation. The annual CFP of approximately \$701,000 to cover the operations and maintenance of the court facilities and \$415,000 in costs associated with the collection of fine and fee payments are the other major budget expenditures. The County maintains an equity interest in the Modesto Main Courthouse and is responsible for the utility and maintenance costs in this area as well as minor maintenance costs for court space at the Juvenile Hall facility and Department 16 and IV-D rooms at 801 11th Street. Total budget request is \$6,511,800 to provide trial court services.

The costs of this budget are primarily funded by court related revenue associated with the collection of fines and fees and lease revenue received from the State Administrative Office of the Courts. The lease revenue covers courtroom space for Departments 16, IV-D and Juvenile Hall; and space occupied by the Courts at the Hall of Records. In addition, a contribution of approximately \$2,315,000 from the County's General Fund is required.

STAFFING IMPACTS

Total current authorized positions— 0

RECOMMENDED PROPOSED BUDGET

It is recommended that a budget of \$6,511,800 be approved for the Chief Executive Office – County Court Funding. This budget will be funded from \$4,196,800 in estimated department revenue collected from court fines and fees, lease revenue from the State and a required \$2,315,000 net county cost contribution. This represents an increase of \$240,000 in the contribution from the County's General Fund to compensate for a projected decrease in revenue from court fines and fees.

STANISLAUS COUNTY, CALIFORNIA
Budget Year 2012-2013



CRIMINAL JUSTICE/PUBLIC PROTECTION
Police Protection

CHIEF EXECUTIVE OFFICE—
DEPARTMENT OF JUSTICE DRUG
AND ALCOHOL

Budget Unit 1726 0017200
 Special Revenue Fund

SERVICES PROVIDED

This budget provides the resources required for blood and alcohol analysis for use by Stanislaus County law enforcement in the determination of test results for drug and alcohol testing. This is needed to ensure the ultimate prosecution of offenders.

CASH/FUND BALANCE

As of July 1, 2012, the projected cash balance is estimated to be a positive \$124,000 compared to the July 1, 2011 positive balance of \$110,887. The variance is due to the timing of the receipt of invoices from the Department of Justice. Revenue is trending a little lower than last fiscal year.

As of July 1, 2012, the projected fund balance is estimated to be \$93,093, remaining the same when compared to the July 1, 2011 fund balance of \$93,093.

Chief Executive Office - DOJ Drug & Alcohol				
Classification	2010-2011 Actual	2011-2012 Adopted Budget	2012-2013 Requested Proposed Budget	2012-2013 Recommended Proposed Budget
Taxes	\$0	\$0	\$0	\$0
Licenses, Permits, Franchises	\$0	\$0	\$0	\$0
Fines, Forfeitures, Penalties	\$135,534	\$84,067	\$84,067	\$84,067
Revenue from use of Assets	\$0	\$0	\$0	\$0
Intergovernmental Revenue	\$0	\$0	\$0	\$0
Charges for Service	\$0	\$0	\$0	\$0
Miscellaneous Revenue	\$0	\$0	\$0	\$0
Other Financing Sources	\$25,000	\$0	\$0	\$0
Total Revenue	\$160,534	\$84,067	\$84,067	\$84,067
Salaries and Benefits	\$0	\$0	\$0	\$0
Services and Supplies	\$135,829	\$140,000	\$140,000	\$140,000
Other Charges	\$154	(\$390)	(\$390)	(\$390)
Fixed Assets	\$0	\$0	\$0	\$0
Other Financing Uses	\$0	\$0	\$0	\$0
Equity	\$0	\$0	\$0	\$0
Intrafund	\$0	\$0	\$0	\$0
Contingencies	\$0	\$0	\$0	\$0
Gross Costs	\$135,983	\$139,610	\$139,610	\$139,610
Fund Balance	(\$67,546)	\$0	\$0	\$0
Net County Cost	\$42,995	\$55,543	\$55,543	\$55,543

PROGRAM DISCUSSION

At the proposed level of funding, the Department can maintain funding of drug and alcohol tests by law enforcement agencies in Stanislaus County. The last fiscal year has seen a significant increase in fines collected. This is due in large part to the efforts of our Revenue Recovery department implementing new techniques that have improved the effectiveness of their collections. This trend is projected to continue in the 2012-2013 Budget Year. This fund was established in 1993, and revenue in this fund is received from Controlled Substance fines.

STAFFING IMPACTS

Total current authorized positions— 0

RECOMMENDED PROPOSED BUDGET

It is recommended that a budget of \$139,610 be approved for the Chief Executive Office – DOJ Drug and Alcohol. This budget is funded from \$84,067 in estimated department revenue and a \$55,543 contribution from the General Fund.

STANISLAUS COUNTY, CALIFORNIA
Budget Year 2012-2013



CRIMINAL JUSTICE/PUBLIC PROTECTION
Police Protection

CHIEF EXECUTIVE OFFICE—
DNA IDENTIFICATION FUND
PROP 69

Budget Unit 1777 0017710
 Special Revenue Fund

SERVICES PROVIDED

This budget provides the resources required for DNA analysis for use by Stanislaus County law enforcement in the determination of test results for DNA Identification testing.

CASH/FUND BALANCE

As of July 1, 2012, the projected cash balance is estimated to be a positive \$757,893 compared to the July 1, 2011 positive balance of \$857,893, a decrease of approximately 12%. This is due to greater use of funds than revenue received in the 2011-2012 Fiscal Year, and plans \$108,000 in the fund balance to be used to assist in balancing the 2012-2013 Proposed Budget.

Chief Executive Office - DNA Identification Fund Prop 69				
Classification	2010-2011 Actual	2011-2012 Adopted Budget	2012-2013 Requested Proposed Budget	2012-2013 Recommended Proposed Budget
Taxes	\$0	\$0	\$0	\$0
Licenses, Permits, Franchises	\$0	\$0	\$0	\$0
Fines, Forfeitures, Penalties	\$202,653	\$0	\$200,000	\$200,000
Revenue from use of Assets	\$10,878	\$0	\$0	\$0
Intergovernmental Revenue	\$0	\$0	\$0	\$0
Charges for Service	\$0	\$0	\$0	\$0
Miscellaneous Revenue	\$0	\$0	\$0	\$0
Other Financing Sources	\$0	\$0	\$0	\$0
Total Revenue	\$213,531	\$0	\$200,000	\$200,000
Salaries and Benefits	\$0	\$0	\$0	\$0
Services and Supplies	\$0	\$0	\$0	\$0
Other Charges	\$0	\$0	\$0	\$0
Fixed Assets	\$0	\$0	\$0	\$0
Other Financing Uses	\$85,347	\$0	\$308,000	\$308,000
Equity	\$0	\$0	\$0	\$0
Intrafund	\$0	\$0	\$0	\$0
Contingencies	\$0	\$0	\$0	\$0
Gross Costs	\$85,347	\$0	\$308,000	\$308,000
Fund Balance	(\$128,184)	\$0	\$108,000	\$108,000
Net County Cost	\$0	\$0	\$0	\$0

PROGRAM DISCUSSION

Government Code section 76104.6 became effective November 3, 2004. It directs California Courts to levy a \$1 penalty for every \$10 or fraction thereof upon every fine, penalty and forfeiture levied on

criminal offenses including traffic offenses, but excluding parking offenses, to implement the DNA Identification Fund. These funds are used to reimburse law enforcement to collect DNA specimens. In Budget Year 2012-2013, the Sheriff's Department is requesting \$108,000 and the Probation Department is requesting \$200,000. Funds received and expended are reported to the state annually.

At this level of funding, the Department can maintain funding of DNA identification tests by law enforcement agencies in Stanislaus County.

STAFFING IMPACTS

Total current authorized positions— 0

RECOMMENDED PROPOSED BUDGET

It is recommended that a budget of \$308,000 be approved for the Chief Executive Office – DNA Identification Fund Prop 69. This budget is funded from \$200,000 in estimated department revenue and a \$108,000 contribution from Fund Balance.

STANISLAUS COUNTY, CALIFORNIA
Budget Year 2012-2013



CRIMINAL JUSTICE/PUBLIC PROTECTION
Hospital Care

CHIEF EXECUTIVE OFFICE—
JAIL MEDICAL PROGRAM

Budget Unit 0100 0017400
 General Fund

SERVICES PROVIDED

The Jail Medical budget provides for medical, dental and mental health services to adult and juvenile detention populations. The contract for these services is between the County and California Correct Care Solutions (CCS), PC. The base contract funds the health care delivery system for 1,300 inmates and detainees housed at the Men’s Jail, Public Safety Center, Honor Farm and Juvenile Hall. The five-year contract with California CCS was approved by the Board of Supervisors on April 28, 2009, and a revision was approved on September 21, 2010, to reflect a reduction in the number of beds available at the Honor Farm. Included in the contract is the option to extend for two additional years upon mutual agreement.

Chief Executive Office - Jail Medical				
Classification	2010-2011 Actual	2011-2012 Adopted Budget	2012-2013 Requested Proposed Budget	2012-2013 Recommended Proposed Budget
Taxes	\$0	\$0	\$0	\$0
Licenses, Permits, Franchises	\$0	\$0	\$0	\$0
Fines, Forfeitures, Penalties	\$0	\$0	\$0	\$0
Revenue from use of Assets	\$0	\$0	\$0	\$0
Intergovernmental Revenue	\$0	\$0	\$0	\$0
Charges for Service	\$0	\$0	\$0	\$0
Miscellaneous Revenue	\$0	\$0	\$0	\$0
Other Financing Sources	\$0	\$0	\$0	\$0
Total Revenue	\$0	\$0	\$0	\$0
Salaries and Benefits	\$0	\$0	\$0	\$0
Services and Supplies	\$7,231,484	\$7,602,566	\$7,979,932	\$7,979,932
Other Charges	\$0	\$0	\$80	\$80
Fixed Assets	\$0	\$0	\$0	\$0
Other Financing Uses	\$0	\$0	\$0	\$0
Equity	\$0	\$0	\$0	\$0
Intrafund	\$0	\$0	\$0	\$0
Contingencies	\$0	\$0	\$0	\$0
Gross Costs	\$7,231,484	\$7,602,566	\$7,980,012	\$7,980,012
Fund Balance	\$0	\$0	\$0	\$0
Net County Cost	\$7,231,484	\$7,602,566	\$7,980,012	\$7,980,012

PROGRAM DISCUSSION

At this level of funding, medical, dental, vision and mental health services will be provided for all inmates and detainees in the custodial facilities. Under the current contract between the County and California CCS, PC, the base rate increases by five percent each year, bringing the 2012-2013 contract to \$7,924,686.

In addition to the base contract, and billed separately by CCS, \$55,246 is budgeted for psychiatric medication costs at Juvenile Hall and \$80 is budgeted to cover the administration of purchasing activity through the County's General Services Agency. This brings the total request for the Jail Medical budget to \$7,980,012.

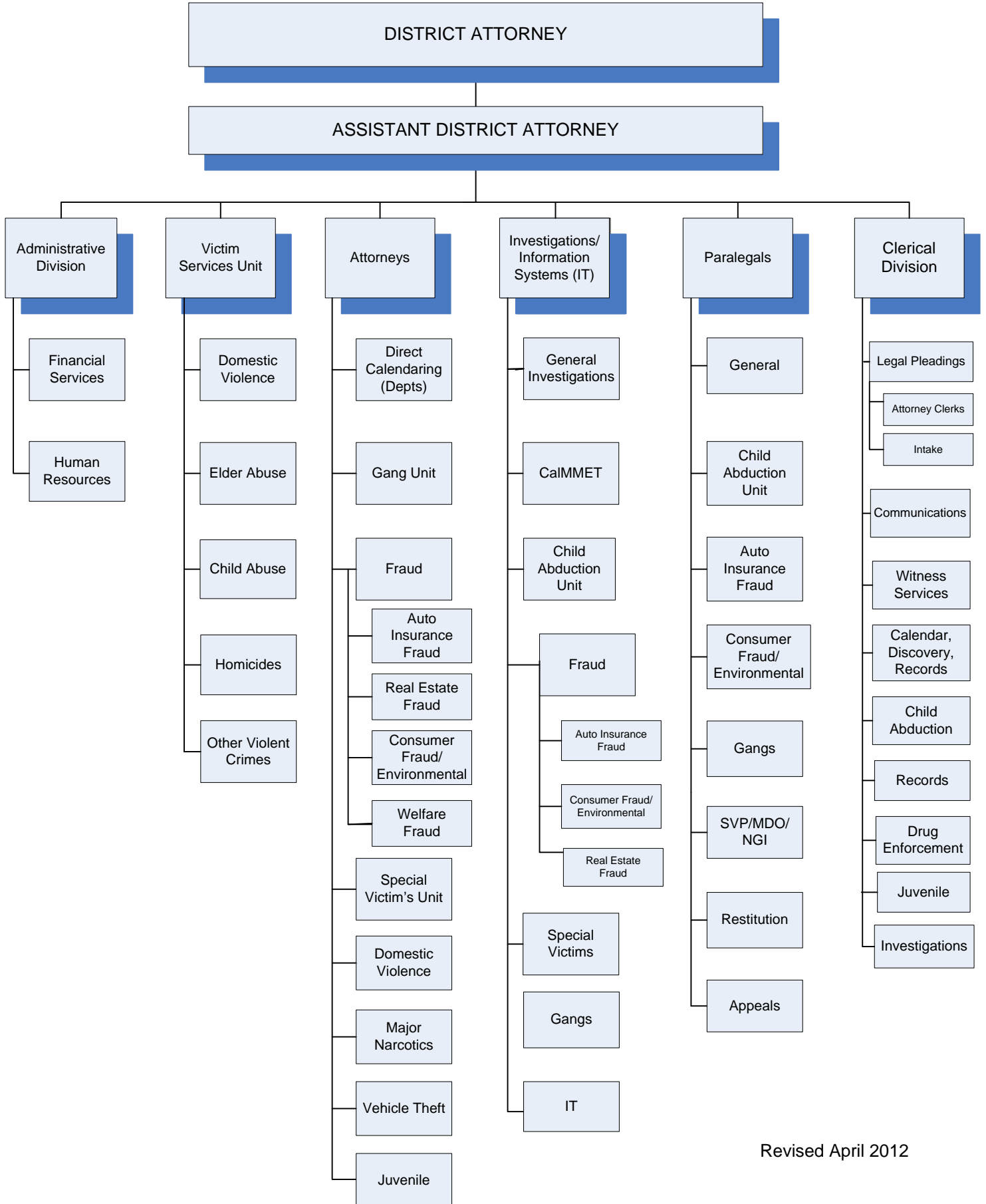
STAFFING IMPACTS

Total current authorized positions— 0

RECOMMENDED PROPOSED BUDGET

It is recommended that a budget of \$7,980,012 be approved for the Chief Executive Office – Jail Medical Program to be fully funded from the General Fund. The net county cost contribution for this budget was increased by \$377,446 because of the fixed-cost contract for these mandated services.

STANISLAUS COUNTY DISTRICT ATTORNEY



Revised April 2012

STANISLAUS COUNTY, CALIFORNIA
Budget Year 2012-2013
CRIMINAL JUSTICE/PUBLIC PROTECTION
Judicial



DISTRICT ATTORNEY
Birgit Fladager, District Attorney

BUDGET AT A GLANCE

Gross Costs	\$14,591,265
Total Revenue	\$2,379,220
Fund Balance/Retained Earnings	\$439,909
Net County Cost	\$11,772,136
Total Recommended Staffing	121
% Funded by Local Discretionary Funds	80.7%

MISSION STATEMENT

The employees of the Stanislaus County District Attorney, in partnership with the Community we serve, are dedicated to the pursuit of truth, justice and protection of the innocent, and the prevention of crime through the vigorous and professional prosecution of those who violate the law.

ACCOMPLISHMENTS AND OBJECTIVES

The overarching duty of the District Attorney is to effectively represent the People of the State of California – both in criminal and quasi-criminal cases – and to provide support and assistance to crime victims. While resources may diminish, the number of crime victims will not. Coupled with the passage of Proposition 9, the “Victims’ Bill of Rights Act of 2008: Marsy’s Law,” duties and obligations to crime victims remain paramount. Coordination with, and participation in, task forces remains an effective mechanism for the Department to investigate and prosecute major criminal activity. Efficient and proactive use of technology has been identified as a major tool that allows the Department to achieve its goals.

The Accomplishments and Objectives for the District Attorney for the 2012-2013 Budget Year include:

FISCAL YEAR 2011-2012 ACCOMPLISHMENTS	BUDGET YEAR 2012-2013 OBJECTIVES
<ul style="list-style-type: none"> ◆ Increased use of the criminal grand jury to expedite processing of cases. ◆ Partnership with County Counsel to pursue bail forfeitures in order to hold criminals and bail bond companies accountable. ◆ Obtained and implemented an Office of Traffic Safety grant to enhance DUI prosecution and hire two prosecutors. ◆ Electronic data management (EDM) scanning of case files began. ◆ Diversion for some misdemeanor cases to alleviate burden on court system. 	<ul style="list-style-type: none"> ◆ Enhance scanning capacity for EDM purposes. ◆ Interface with the Superior Court to allow the population of ICJIS database with information from court minute orders. ◆ Migrate from Word Perfect to Word. ◆ Obtain approval and establish connectivity to Modesto Police Department Records. ◆ Avoid any Reductions in Force.

BUDGETS WITHIN THE DISTRICT ATTORNEY'S OFFICE INCLUDE:

- ◆ Criminal Division
- ◆ Arson Task Force
- ◆ Auto Insurance Fraud Prosecution
- ◆ Consumer Fraud Prosecution Program
- ◆ Criminal Division Asset Forfeiture
- ◆ Elder Abuse Advocacy and Outreach
- ◆ Family Justice Center
- ◆ Federal Asset Forfeiture
- ◆ Office of Traffic Safety Impaired Driver Vertical Prosecution Program
- ◆ Real Estate Fraud Prosecution
- ◆ Rural Crimes Prevention Program
- ◆ Unserved/Underserved Victims Advocacy and Outreach Program
- ◆ Vertical Prosecution Block Grant
- ◆ Victim Compensation and Government Claims
- ◆ Victim Services Program

STANISLAUS COUNTY, CALIFORNIA
Budget Year 2012-2013
CRIMINAL JUSTICE/PUBLIC PROTECTION
Judicial



DISTRICT ATTORNEY—CRIMINAL DIVISION

Budget Unit 0100 0023100
 General Fund

SERVICES PROVIDED

The primary responsibility of the District Attorney is to see that justice is accomplished within the framework of the United States Constitution, the California Constitution, and the laws of the State of California. This office prosecutes adults and juveniles who violate California law, provides services to victims and witnesses to ensure their fair treatment within the criminal justice system, and – at much reduced levels - provides training for law enforcement agencies and educational presentations for the community at large. The District Attorney works with local, State and Federal law enforcement/government agencies in an effort to more effectively meet the objectives of securing justice and protecting public safety.

District Attorney - Criminal Division				
Classification	2010-2011 Actual	2011-2012 Adopted Budget	2012-2013 Requested Proposed Budget	2012-2013 Recommended Proposed Budget
Taxes	\$0	\$0	\$0	\$0
Licenses, Permits, Franchises	\$0	\$0	\$0	\$0
Fines, Forfeitures, Penalties	\$0	\$0	\$0	\$0
Revenue from use of Assets	\$0	\$0	\$0	\$0
Intergovernmental Revenue	\$322,305	\$125,000	\$445,030	\$445,030
Charges for Service	\$410,534	\$542,063	\$725,129	\$725,129
Miscellaneous Revenue	\$26,242	\$0	\$0	\$0
Other Financing Sources	\$45,795	\$0	\$0	\$0
Total Revenue	\$804,876	\$667,063	\$1,170,159	\$1,170,159
Salaries and Benefits	\$10,971,416	\$10,886,494	\$11,327,457	\$11,327,457
Services and Supplies	\$589,056	\$562,147	\$638,016	\$638,016
Other Charges	\$490,458	\$601,288	\$715,572	\$715,572
Fixed Assets	\$0	\$0	\$0	\$0
Other Financing Uses	\$413,995	\$0	\$0	\$0
Equity	\$0	\$0	\$0	\$0
Intrafund	\$301,236	\$104,960	\$1,000	\$1,000
Contingencies	\$0	\$0	\$0	\$0
Gross Costs	\$12,766,161	\$12,154,889	\$12,682,045	\$12,682,045
Fund Balance	\$0	\$0	\$0	\$0
Net County Cost	\$11,961,285	\$11,487,826	\$11,511,886	\$11,511,886

PROGRAM DISCUSSION

The proposed level of funding in Fiscal Year 2012-2013 (i.e., approximately the same net county cost as Fiscal Year 2011-2012), continues to present significant challenges for the Department. The Vehicle License Fee funding that supported various Vertical Prosecution positions was eliminated and not replaced even when state funding for other law enforcement programs was replaced by alternative mechanisms. Two other major factors must be considered in formulating the Department's budget: the extraordinary increase in retirement costs that departments must absorb and the fact that several labor groups have not reached agreement on salary deductions. Eight of the County's twelve labor

organizations have agreed on a permanent 6% salary deduction to be effective July 1, 2012. The County is currently in negotiations with the remaining four labor groups. For District Attorney personnel, 78 (out of 98) General Fund positions and 12 (out of 15) Special Revenue Fund positions are represented by these four groups. The estimated cost of not having these agreements in place for this budget represents an increase in cost over 2011-2012 salary costs of \$458,244 to the Department's General Fund budget, which is the equivalent of four to seven full-time positions. The Department's Special Revenue Fund budgets would be able to absorb any increases for their allocated positions. In the absence of these agreements, any reductions-in-force would likely occur as part of the Final Budget.

The Department has continued to experience turnover in staff, but has delayed replacing personnel for as long as possible in order to maximize salary savings. The Department has arrived at critically short staffing levels and can no longer delay in recruiting, hiring and training new personnel. With several retirements in the near future, which will cause the loss of experience, efficiency and knowledge, the Department must move forward and fill positions.

During the past year, the Department continued with existing cost savings/recovery measures. These include: the Misdemeanor Diversion Program; partnering with County Counsel to obtain bail forfeitures where appropriate; and pursuing Indictments by way of the Criminal Grand Jury in order to expedite the processing of criminal cases, reduce the time defendants spend in local custody and mitigate expenses in the Indigent Defense Fund.

Gang violence throughout the County continues to threaten public safety. If the Sheriff's Department is successful at re-instating an active gang investigation and enforcement unit, the impact on the District Attorney's Office will be direct and almost immediate. An additional prosecutor and criminal investigator will be needed in order to adequately respond to the increased workload, with a second investigator needed as the gang unit increases in size and activity.

The current objective of the Department is to remain within budgeted funds allocated and to incorporate the use of carryover funds in order to maintain at least minimum staffing levels for Fiscal Year 2012-2013 and, if possible, to gird against unexpected fiscal challenges. The amount of carryover available from Fiscal Years 2009-2010, 2010-2011 and 2011-2012 assumes many adjustments prior to year-end and could fluctuate significantly. Current estimates place the carry forward from all three Fiscal Years at \$600,000.

STAFFING IMPACTS

Total current authorized positions— 104

There are no recommended changes to the current level of staffing at this time.

Total recommended authorized positions— 104

RECOMMENDED PROPOSED BUDGET

It is recommended that a budget of \$12,682,045 be approved for the District Attorney as an interim spending plan until the Final Budget is adopted. This budget is funded from \$1,170,159 in estimated department revenue and an \$11,511,886 contribution from the General Fund. The Department assumed the additional use of approximately \$458,244 of prior year General Fund Net County Cost savings to fully fund the projected 2012-2013 budget. This department will be negatively impacted by the lack of labor agreements and will need to address priority programs, staffing and the use of the fund balance savings in the Final Budget.

STANISLAUS COUNTY, CALIFORNIA
Budget Year 2012-2013



CRIMINAL JUSTICE/PUBLIC PROTECTION
Judicial

DISTRICT ATTORNEY—ARSON TASK FORCE

Budget Unit 1761 0023229
 Special Revenue Fund

SERVICES PROVIDED

The Arson Task Force budget was established to allow for the accounting and expenditure of donations received for equipment and other needed items for the multi-jurisdictional Arson Task Force. Agencies represented on the task force include law enforcement and fire representatives from the cities of Ceres, Hughson, Modesto, Newman, Oakdale, Patterson, Riverbank, Turlock and Waterford; representatives from each of the Fire Districts in the County; Consolidated Fire, California Department of Forestry and County representatives from the District Attorney's Office, Fire Warden's Office and Sheriff's Department.

CASH/FUND BALANCE

Both the cash balance and fund balance as of July 1, 2011, were a positive \$523.62. No activity is expected prior to year end resulting in no change to the projected cash balance and fund balance for July 1, 2012.

District Attorney - Arson Task Force				
Classification	2010-2011 Actual	2011-2012 Adopted Budget	2012-2013 Requested Proposed Budget	2012-2013 Recommended Proposed Budget
Taxes	\$0	\$0	\$0	\$0
Licenses, Permits, Franchises	\$0	\$0	\$0	\$0
Fines, Forfeitures, Penalties	\$0	\$0	\$0	\$0
Revenue from use of Assets	\$0	\$0	\$0	\$0
Intergovernmental Revenue	\$0	\$0	\$0	\$0
Charges for Service	\$0	\$0	\$0	\$0
Miscellaneous Revenue	\$0	\$0	\$0	\$0
Other Financing Sources	\$0	\$0	\$0	\$0
Total Revenue	\$0	\$0	\$0	\$0
Salaries and Benefits	\$0	\$0	\$0	\$0
Services and Supplies	\$891	\$1,414	\$523	\$523
Other Charges	\$0	\$0	\$0	\$0
Fixed Assets	\$0	\$0	\$0	\$0
Other Financing Uses	\$0	\$0	\$0	\$0
Equity	\$0	\$0	\$0	\$0
Intrafund	\$0	\$0	\$0	\$0
Contingencies	\$0	\$0	\$0	\$0
Gross Costs	\$891	\$1,414	\$523	\$523
Fund Balance	\$891	\$1,414	\$523	\$523
Net County Cost	\$0	\$0	\$0	\$0

PROGRAM DISCUSSION

At the proposed level of funding, any small purchases for equipment, training and miscellaneous items may be accommodated. This budget has been inactive for many years, but with the recent formation of the Modesto Regional Fire Authority, discussions have begun to reinstitute the Arson Task Force. As there is a small fund balance available in this Special Revenue Fund, the Department has requested that appropriations be established to facilitate the expenditure of these funds.

STAFFING IMPACTS

Total current authorized positions— 0

RECOMMENDED PROPOSED BUDGET

It is recommended that a budget of \$523 be approved for the District Attorney – Arson Task Force. This budget is funded from \$523 in departmental fund balance for the purchase of miscellaneous equipment and other needed items.

STANISLAUS COUNTY, CALIFORNIA
Budget Year 2012-2013



CRIMINAL JUSTICE/PUBLIC PROTECTION
Judicial

DISTRICT ATTORNEY—AUTO INSURANCE FRAUD PROSECUTION

Budget Unit 1712 0023212
 Special Revenue Fund

SERVICES PROVIDED

The Auto Insurance Fraud program provides for the investigation and prosecution of those who knowingly commit automobile insurance fraud. This is a significant economic crime and the State Department of Insurance funds this program via assessments against the insurance industry.

CASH/FUND BALANCE

As of July 1, 2012, the projected cash balance is estimated to be a negative \$47,770 compared to the July 1, 2011, negative balance of \$73,915 due to billings in arrears. An account receivable for the funds in arrears will be established as part of the year-end close.

As of July 1, 2012, the projected fund balance is estimated to be \$0 compared to the July 1, 2011 fund balance of negative \$5,136. As this is a reimbursement grant there should be no fund balance at the beginning of each year.

District Attorney - Auto Insurance Fraud Prosecution				
Classification	2010-2011 Actual	2011-2012 Adopted Budget	2012-2013 Requested Proposed Budget	2012-2013 Recommended Proposed Budget
Taxes	\$0	\$0	\$0	\$0
Licenses, Permits, Franchises	\$0	\$0	\$0	\$0
Fines, Forfeitures, Penalties	\$0	\$0	\$0	\$0
Revenue from use of Assets	\$0	\$0	\$0	\$0
Intergovernmental Revenue	\$201,043	\$212,310	\$208,041	\$208,041
Charges for Service	\$0	\$0	\$0	\$0
Miscellaneous Revenue	\$0	\$0	\$0	\$0
Other Financing Sources	\$0	\$0	\$0	\$0
Total Revenue	\$201,043	\$212,310	\$208,041	\$208,041
Salaries and Benefits	\$194,256	\$195,105	\$201,286	\$201,286
Services and Supplies	\$6,831	\$17,205	\$6,755	\$6,755
Other Charges	\$0	\$0	\$0	\$0
Fixed Assets	\$0	\$0	\$0	\$0
Other Financing Uses	\$11,171	\$0	\$0	\$0
Equity	\$0	\$0	\$0	\$0
Intrafund	\$0	\$0	\$0	\$0
Contingencies	\$0	\$0	\$0	\$0
Gross Costs	\$212,258	\$212,310	\$208,041	\$208,041
Fund Balance	\$11,215	\$0	\$0	\$0
Net County Cost	\$0	\$0	\$0	\$0

PROGRAM DISCUSSION

At the proposed level of funding, the Department can maintain the program at current levels. One Criminal Investigator is fully funded by the grant and 80% of a Paralegal is funded. The remaining 20% of the Paralegal is funded by the Department's General Fund, reflective of the duties assigned.

STAFFING IMPACTS

Total current authorized positions— 2

There are no recommended changes to the current level of staffing.

Total recommended authorized positions— 2

RECOMMENDED PROPOSED BUDGET

It is recommended that a budget of \$208,041 be approved for the District Attorney – Auto Insurance Fraud Prosecution program. This budget is funded from \$208,041 in estimated department revenue through a State grant from the Department of Insurance.

STANISLAUS COUNTY, CALIFORNIA
Budget Year 2012-2013



CRIMINAL JUSTICE/PUBLIC PROTECTION
Judicial

DISTRICT ATTORNEY—CONSUMER FRAUD PROSECUTION PROGRAM

Budget Unit 177A 0023310
 Special Revenue Fund

SERVICES PROVIDED

The Consumer Fraud Unit of the District Attorney’s Office, consisting of one Deputy District Attorney, one Paralegal and one Criminal Investigator, pursues civil and criminal remedies against companies and individuals whose conduct has harmed or threatens to harm consumers. Consumer-protection laws allow prosecutors to ensure that there is a level playing field for business owners and that consumers are not taken advantage of.

CASH/FUND BALANCE

As of July 1, 2012, the projected cash balance is estimated to be a positive \$556,626 compared to the July 1, 2011, positive cash balance of \$689,289. The fund balance is projected to be consistent with the cash balance as of July 1, 2012. The Department plans on using \$395,265 of the fund balance to fund the Proposed Budget.

District Attorney - Consumer Fraud				
Classification	2010-2011 Actual	2011-2012 Adopted Budget	2012-2013 Requested Proposed Budget	2012-2013 Recommended Proposed Budget
Taxes	\$0	\$0	\$0	\$0
Licenses, Permits, Franchises	\$0	\$0	\$0	\$0
Fines, Forfeitures, Penalties	\$385,706	\$0	\$0	\$0
Revenue from use of Assets	\$0	\$0	\$0	\$0
Intergovernmental Revenue	\$0	\$0	\$0	\$0
Charges for Service	\$0	\$0	\$0	\$0
Miscellaneous Revenue	\$0	\$0	\$0	\$0
Other Financing Sources	\$0	\$0	\$0	\$0
Total Revenue	\$385,706	\$0	\$0	\$0
Salaries and Benefits	\$207,113	\$361,192	\$392,332	\$392,332
Services and Supplies	\$30	\$18,808	\$2,933	\$2,933
Other Charges	\$0	\$0	\$0	\$0
Fixed Assets	\$0	\$0	\$0	\$0
Other Financing Uses	\$12,166	\$0	\$0	\$0
Equity	\$0	\$0	\$0	\$0
Intrafund	\$0	\$0	\$0	\$0
Contingencies	\$0	\$0	\$0	\$0
Gross Costs	\$219,309	\$380,000	\$395,265	\$395,265
Fund Balance	(\$166,397)	\$380,000	\$395,265	\$395,265
Net County Cost	\$0	\$0	\$0	\$0

PROGRAM DISCUSSION

At the proposed level of funding, the Department will continue to pursue civil and criminal remedies against companies and individuals whose conduct has harmed or threatens to harm consumers.

Revenue is generated from the collection of fines, settlements and reimbursements and is required to be used specifically for the prosecution of consumer fraud. Revenue collected from settlements cannot be absorbed into the Department's General Fund, so a Special Revenue Fund is used to segregate these funds. A substantial amount of fund balance has built up and the Department is using it to fund staff members assigned to the Consumer Fraud Unit. The three positions funded from the revenue in this fund will continue to be allocated to the Department's General Fund budget but the costs will be transferred to the Consumer Fraud budget to more accurately account for the activity. Since the source of revenue in this fund is inconsistent, it is unknown if it will be adequate to fund all the assigned positions at sufficient levels in future Budget Years.

STAFFING IMPACTS

Total current authorized positions—0

RECOMMENDED PROPOSED BUDGET

It is recommended that a budget of \$395,265 be approved for the District Attorney – Consumer Fraud Prosecution program. This budget is funded from \$395,265 in department fund balance.

STANISLAUS COUNTY, CALIFORNIA
Budget Year 2012-2013



CRIMINAL JUSTICE/PUBLIC PROTECTION
Judicial

DISTRICT ATTORNEY—CRIMINAL DIVISION ASSET FORFEITURE

Budget Unit 1771 0023271
 Special Revenue Fund

SERVICES PROVIDED

The District Attorney – Criminal Division Asset Forfeiture budget exists to collect and expend revenue received as a result of the asset forfeiture process, wherein convicted criminals’ property is forfeited and is distributed by formula to the various agencies (law enforcement, prosecution, etc.) that participated in the investigation and prosecution of the criminal. These funds are earmarked by law to support the prosecution process and must be expended in accordance with these regulations.

CASH/FUND BALANCE

As of July 1, 2012, both the projected cash balance and the projected fund balance are estimated to be a positive \$39,680 compared to the July 1, 2011, balances of \$39,680. No activity is projected in this budget during the current fiscal year.

District Attorney - Criminal Division Asset Forfeiture				
Classification	2010-2011 Actual	2011-2012 Adopted Budget	2012-2013 Requested Proposed Budget	2012-2013 Recommended Proposed Budget
Taxes	\$0	\$0	\$0	\$0
Licenses, Permits, Franchises	\$0	\$0	\$0	\$0
Fines, Forfeitures, Penalties	\$0	\$0	\$0	\$0
Revenue from use of Assets	\$0	\$0	\$0	\$0
Intergovernmental Revenue	(\$612)	\$0	\$0	\$0
Charges for Service	\$0	\$0	\$0	\$0
Miscellaneous Revenue	\$9,775	\$0	\$0	\$0
Other Financing Sources	\$0	\$0	\$0	\$0
Total Revenue	\$9,163	\$0	\$0	\$0
Salaries and Benefits	\$0	\$0	\$0	\$0
Services and Supplies	(\$612)	\$35,674	\$39,680	\$39,680
Other Charges	\$0	\$0	\$0	\$0
Fixed Assets	\$0	\$0	\$0	\$0
Other Financing Uses	\$0	\$0	\$0	\$0
Equity	\$0	\$0	\$0	\$0
Intrafund	\$0	\$0	\$0	\$0
Contingencies	\$0	\$0	\$0	\$0
Gross Costs	(\$612)	\$35,674	\$39,680	\$39,680
Fund Balance	(\$9,775)	\$35,674	\$39,680	\$39,680
Net County Cost	\$0	\$0	\$0	\$0

PROGRAM DISCUSSION

At the proposed level of funding, the Department will make purchases to support the prosecution process; funds are to be expended from fund balance or as revenue is received. These funds have been used in the past to purchase computers and software, copy machines, and to provide specialized

training. It is anticipated that some of these funds may be expended in Budget Year 2012-2013 for equipment purchase and repair, long-delayed training, and other purposes. Since receipt of revenue is sporadic, only existing fund balance will be used. If significant additional revenue is received, a request will be made at mid-year to adjust the budget.

STAFFING IMPACTS

Total current authorized positions— 0

RECOMMENDED PROPOSED BUDGET

It is recommended that a budget of \$39,680 be approved for the District Attorney – Criminal Division Asset Forfeiture budget. This budget is funded entirely from department fund balance.

STANISLAUS COUNTY, CALIFORNIA
Budget Year 2012-2013



CRIMINAL JUSTICE/PUBLIC PROTECTION
Judicial

DISTRICT ATTORNEY—ELDER ABUSE ADVOCACY AND OUTREACH

Budget Unit 1706 0023206
 Special Revenue Fund

SERVICES PROVIDED

The Elder Abuse program provided advocacy and outreach for the elderly victims of crime in the community. The purpose of this program was to help guide senior citizens through the confusing legal system, refer them to social services agencies as appropriate, and provide information and support for these most vulnerable victims. Through a competitive bid process, this grant program has been replaced with the Unserved/Underserved Victims Advocacy and Outreach Program. Therefore, this budget will be discontinued.

CASH/FUND BALANCE

As of July 1, 2012, both the cash balance and the fund balance are projected to be \$0 compared to the July 1, 2011, balances of negative \$885. As this is a discontinued program, adjustments to zero out the fund will be made prior to June 30, 2012.

District Attorney - Elder Abuse Advocacy & Outreach				
Classification	2010-2011 Actual	2011-2012 Adopted Budget	2012-2013 Requested Proposed Budget	2012-2013 Recommended Proposed Budget
Taxes	\$0	\$0	\$0	\$0
Licenses, Permits, Franchises	\$0	\$0	\$0	\$0
Fines, Forfeitures, Penalties	\$0	\$0	\$0	\$0
Revenue from use of Assets	\$0	\$0	\$0	\$0
Intergovernmental Revenue	\$28,632	\$0	\$0	\$0
Charges for Service	\$0	\$0	\$0	\$0
Miscellaneous Revenue	\$0	\$0	\$0	\$0
Other Financing Sources	\$0	\$0	\$0	\$0
Total Revenue	\$28,632	\$0	\$0	\$0
Salaries and Benefits	\$16,910	\$0	\$0	\$0
Services and Supplies	\$13,827	\$0	\$0	\$0
Other Charges	\$0	\$0	\$0	\$0
Fixed Assets	\$0	\$0	\$0	\$0
Other Financing Uses	\$447	\$0	\$0	\$0
Equity	\$0	\$0	\$0	\$0
Intrafund	\$0	\$0	\$0	\$0
Contingencies	\$0	\$0	\$0	\$0
Gross Costs	\$31,184	\$0	\$0	\$0
Fund Balance	\$2,552	\$0	\$0	\$0
Net County Cost	\$0	\$0	\$0	\$0

PROGRAM DISCUSSION

This budget was funded by a grant award from the California Emergency Management Agency, formerly the Office of Emergency Services, from Federal "pass-through" Victim of Crimes Act (VOCA)

monies. The funding cycle for this grant was October through September. The grant cycle which ended on September 30, 2010, was the last for this program; it returned to a competitive award process, and was re-tooled to serve a slightly different population. The District Attorney's Office applied for the new grant and an award was received. Due to the differences in the programs, a new Special Revenue Fund was established for the Unserved/Underserved Victims Advocacy and Outreach Program.

STAFFING IMPACTS

Total current authorized positions— 0

RECOMMENDED PROPOSED BUDGET

There are no appropriations recommended for the District Attorney – Elder Abuse Advocacy and Outreach budget as this program was discontinued and replaced with the Unserved/Underserved Victims Advocacy and Outreach Program.

STANISLAUS COUNTY, CALIFORNIA
Budget Year 2012-2013



CRIMINAL JUSTICE/PUBLIC PROTECTION
Judicial

DISTRICT ATTORNEY—FAMILY JUSTICE CENTER

Budget Unit 1699 0023410
 Special Revenue Fund

SERVICES PROVIDED

The Stanislaus County Family Justice Center is a one-stop help center for victims of domestic violence, sexual assault, child abuse and elder abuse. By housing a multi-disciplinary team of professionals under one roof, the victims are able to remain in one place as they relate their stories and receive the help they need. Above all, the partners in the Family Justice Center are committed to breaking the cycle of violence in Stanislaus County.

CASH/FUND BALANCE

There is no cash or fund balance for this budget.

District Attorney - Family Justice Center				
Classification	2010-2011 Actual	2011-2012 Adopted Budget	2012-2013 Requested Proposed Budget	2012-2013 Recommended Proposed Budget
Taxes	\$0	\$0	\$0	\$0
Licenses, Permits, Franchises	\$0	\$0	\$0	\$0
Fines, Forfeitures, Penalties	\$0	\$0	\$0	\$0
Revenue from use of Assets	\$52	\$0	\$0	\$0
Intergovernmental Revenue	\$0	\$0	\$0	\$0
Charges for Service	\$0	\$0	\$0	\$0
Miscellaneous Revenue	\$0	\$0	\$0	\$0
Other Financing Sources	\$12,660	\$0	\$0	\$0
Total Revenue	\$12,712	\$0	\$0	\$0
Salaries and Benefits	\$0	\$0	\$0	\$0
Services and Supplies	\$542	\$0	\$0	\$0
Other Charges	\$0	\$0	\$0	\$0
Fixed Assets	\$0	\$0	\$0	\$0
Other Financing Uses	\$0	\$0	\$0	\$0
Equity	\$0	\$0	\$0	\$0
Intrafund	\$0	\$0	\$0	\$0
Contingencies	\$0	\$0	\$0	\$0
Gross Costs	\$542	\$0	\$0	\$0
Fund Balance	(\$12,170)	\$0	\$0	\$0
Net County Cost	\$0	\$0	\$0	\$0

PROGRAM DISCUSSION

Locally, more than 50 community leaders were involved in the formation of the Family Justice Center. On May 6, 2008, the Board of Supervisors approved an ordinance to establish the Stanislaus Family Justice Center Commission. Oversight of the operations was originally conducted by the Stanislaus Family Justice Center Commission appointed by the Board of Supervisors. It was ultimately determined that it would be more appropriate that the center be overseen by a stand-alone non-profit agency. The

Board of Supervisors dissolved the Commission and the Family Justice Center now operates independently of the County's scope of operations. In late 2010 a federal grant was awarded to the Center under the condition that the funds be disseminated through the Chief Executive Office of the County. A new Trust and Agency Fund was established to process the pass-through transactions and the budget for the Center is no longer included in the County's annual operating budget.

STAFFING IMPACTS

Total current authorized positions— 0

RECOMMENDED PROPOSED BUDGET

There are no appropriations recommended for the District Attorney – Family Justice Center budget. This budget is being included as part of the Recommended Proposed Budget due to the budget requirement imposed by the State Controller.

STANISLAUS COUNTY, CALIFORNIA
Budget Year 2012-2013



CRIMINAL JUSTICE/PUBLIC PROTECTION
Judicial

DISTRICT ATTORNEY—FEDERAL ASSET FORFEITURE

Budget Unit 1707 0023207
 Special Revenue Fund

SERVICES PROVIDED

This budget exists to collect and expend revenue received as a result of the Federal asset forfeiture process, wherein convicted criminals' property is forfeited and is distributed by formula to the various agencies (law enforcement, prosecution, etc.) that participated in the investigation and prosecution of the criminal. These funds are earmarked by law to support the prosecution process and must be expended in accordance with these regulations. These funds can be used for expenditures to provide specialized training, software upgrades, and other miscellaneous costs in support of the prosecution process.

CASH/FUND BALANCE

As of July 1, 2012, the projected cash balance is estimated to be a positive \$4,441 compared to the July 1, 2011, positive cash balance of \$4,416. The projected fund balance is estimated to be a positive \$4,455 and is consistent with the cash balance. The fund balance will be used to fund the 2012-2013 Proposed Budget.

District Attorney - Federal Asset Forfeiture				
Classification	2010-2011 Actual	2011-2012 Adopted Budget	2012-2013 Requested Proposed Budget	2012-2013 Recommended Proposed Budget
Taxes	\$0	\$0	\$0	\$0
Licenses, Permits, Franchises	\$0	\$0	\$0	\$0
Fines, Forfeitures, Penalties	\$0	\$0	\$0	\$0
Revenue from use of Assets	\$58	\$0	\$0	\$0
Intergovernmental Revenue	\$0	\$0	\$0	\$0
Charges for Service	\$0	\$0	\$0	\$0
Miscellaneous Revenue	\$0	\$0	\$0	\$0
Other Financing Sources	\$0	\$0	\$0	\$0
Total Revenue	\$58	\$0	\$0	\$0
Salaries and Benefits	\$0	\$0	\$0	\$0
Services and Supplies	\$0	\$4,396	\$4,441	\$4,441
Other Charges	\$0	\$0	\$0	\$0
Fixed Assets	\$0	\$0	\$0	\$0
Other Financing Uses	\$0	\$0	\$0	\$0
Equity	\$0	\$0	\$0	\$0
Intrafund	\$0	\$0	\$0	\$0
Contingencies	\$0	\$0	\$0	\$0
Gross Costs	\$0	\$4,396	\$4,441	\$4,441
Fund Balance	(\$58)	\$4,396	\$4,441	\$4,441
Net County Cost	\$0	\$0	\$0	\$0

PROGRAM DISCUSSION

At the proposed level of funding, the Department will make purchases that support the prosecution process; funds are to be expended from fund balance as no further revenue is anticipated.

STAFFING IMPACTS

Total current authorized positions— 0

RECOMMENDED PROPOSED BUDGET

It is recommended that a budget of \$4,441 be approved for the District Attorney – Federal Asset Forfeiture budget. This budget is fully funded from department fund balance.

STANISLAUS COUNTY, CALIFORNIA

Budget Year 2012-2013

CRIMINAL JUSTICE/PUBLIC PROTECTION

Judicial



**DISTRICT ATTORNEY—OFFICE OF TRAFFIC SAFETY IMPAIRED DRIVER
VERTICAL PROSECUTION PROGRAM**

Budget Unit 1678 0023209

Special Revenue Fund

SERVICES PROVIDED

The District Attorney's Impaired Driver Vertical Prosecution Program is funded by a grant administered through the Office of Traffic Safety. Two Deputy District Attorneys are assigned to vertically prosecute all vehicular manslaughter cases, all felony Driving Under the Influence (DUI) cases, all DUI Drug cases, and as many misdemeanor DUIs as their caseload allows. The attorneys provide guidance to the other prosecutors in the office on reviewing DUI and DUI Drug cases for issuance and have instructed the other prosecutors to send all DUI Drug cases to the two grant prosecutors. The prosecutors work with the law enforcement community to share resources for investigations and they also provide community outreach regarding the dangers of driving after consuming alcohol or other drugs. In addition, the District Attorney's office provides an on-call protocol for law enforcement agencies to contact a prosecutor for collisions involving fatalities.

CASH/FUND BALANCE

As of July 1, 2012, the projected cash balance is estimated to be a negative \$50,030 compared to the July 1, 2011, balance of \$0. This budget was established in October of 2011 and is funded in arrears. An account receivable for the funds in arrears will be posted at year-end.

As of July 1, 2012, the projected fund balance is estimated to be \$0 which is in line with the fact that all expenditures are reimbursable through grant funding.

District Attorney - Impaired Driver Vertical Prosecution				
Classification	2010-2011 Actual	2011-2012 Adopted Budget	2012-2013 Requested Proposed Budget	2012-2013 Recommended Proposed Budget
Taxes	\$0	\$0	\$0	\$0
Licenses, Permits, Franchises	\$0	\$0	\$0	\$0
Fines, Forfeitures, Penalties	\$0	\$0	\$0	\$0
Revenue from use of Assets	\$0	\$0	\$0	\$0
Intergovernmental Revenue	\$0	\$0	\$315,496	\$315,496
Charges for Service	\$0	\$0	\$0	\$0
Miscellaneous Revenue	\$0	\$0	\$0	\$0
Other Financing Sources	\$0	\$0	\$0	\$0
Total Revenue	\$0	\$0	\$315,496	\$315,496
Salaries and Benefits	\$0	\$0	\$312,496	\$312,496
Services and Supplies	\$0	\$0	\$3,000	\$3,000
Other Charges	\$0	\$0	\$0	\$0
Fixed Assets	\$0	\$0	\$0	\$0
Other Financing Uses	\$0	\$0	\$0	\$0
Equity	\$0	\$0	\$0	\$0
Intrafund	\$0	\$0	\$0	\$0
Contingencies	\$0	\$0	\$0	\$0
Gross Costs	\$0	\$0	\$315,496	\$315,496
Fund Balance	\$0	\$0	\$0	\$0
Net County Cost	\$0	\$0	\$0	\$0

PROGRAM DISCUSSION

At the proposed level of funding, the Department can maintain current levels of service. This is a new program that was added to the District Attorney's Office in October of 2011 and is fully funded through a federal grant from the U.S. Department of Transportation National Highway Traffic Safety Administration. Funds for investigative services were requested in the application for the second year of funding which, if awarded, will assist the prosecutors in the vertical investigation and prosecution of these specific crimes.

In 2008, Stanislaus County had 475 alcohol involved collisions in which victims were killed or injured and was ranked 15th statewide in alcohol involved collisions by daily vehicle miles traveled and 33rd by average population. In 2009, the county had 501 alcohol involved collisions in which victims were killed or injured and it ranked 4th in alcohol involved collisions by daily vehicle miles traveled and 21st by average population. In 2010, Stanislaus County had 394 alcohol involved collisions in which victims were killed or injured. It ranked 12th in alcohol involved collisions by daily vehicle miles traveled and 28th by average population.

The District Attorney's Office will continue its aggressive prosecution of alcohol and drug involved cases which result in death or injury as well as cases involving habitual driving under the influence offenders

STAFFING IMPACTS

Total current authorized positions— 2

There are no recommended changes to the current level of staffing.

Total recommended authorized positions— 2

RECOMMENDED PROPOSED BUDGET

It is recommended that a budget of \$315,496 be approved for the District Attorney – Office of Traffic Safety Impaired Driver Vertical Prosecution Program. This budget is funded from \$315,496 in estimated department revenue from a federal grant administered by the State Office of Traffic Safety.

STANISLAUS COUNTY, CALIFORNIA
Budget Year 2012-2013



CRIMINAL JUSTICE/PUBLIC PROTECTION
Judicial

DISTRICT ATTORNEY—REAL ESTATE FRAUD PROSECUTION

Budget Unit 1776 0023276
 Special Revenue Fund

SERVICES PROVIDED

The District Attorney – Real Estate Fraud budget is dedicated to the investigation and prosecution of real estate fraud. Real estate fraud is a multi-million dollar “industry” in California, especially in areas where property is bought and sold at a premium. Frequently, the cases involve multiple victims. Emphasis is placed on fraud against individuals whose residences are in danger of, or are in, foreclosure. Successful investigation and prosecution requires dedicated personnel to deal with the complex nature of this type of fraud. Local law enforcement agencies do not have the expertise or resources necessary to handle these types of investigations.

CASH/FUND BALANCE

As of July 1, 2012, the projected cash balance is estimated to be a positive \$28,176 compared to the July 1, 2011, positive balance of \$26,528.

As of July 1, 2012, the projected fund balance is estimated to be a positive \$19,028 compared to the July 1, 2011, positive balance of \$17,380, an increase of approximately 6%.

District Attorney - Real Estate Fraud				
Classification	2010-2011 Actual	2011-2012 Adopted Budget	2012-2013 Requested Proposed Budget	2012-2013 Recommended Proposed Budget
Taxes	\$0	\$0	\$0	\$0
Licenses, Permits, Franchises	\$0	\$0	\$0	\$0
Fines, Forfeitures, Penalties	\$0	\$0	\$0	\$0
Revenue from use of Assets	\$0	\$0	\$0	\$0
Intergovernmental Revenue	\$13,254	\$0	\$0	\$0
Charges for Service	\$189,810	\$230,000	\$175,000	\$175,000
Miscellaneous Revenue	\$0	\$0	\$0	\$0
Other Financing Sources	\$0	\$0	\$0	\$0
Total Revenue	\$203,064	\$230,000	\$175,000	\$175,000
Salaries and Benefits	\$351,302	\$376,456	\$298,701	\$298,701
Services and Supplies	\$3,376	\$6,659	\$29,414	\$29,414
Other Charges	\$0	\$0	\$0	\$0
Fixed Assets	\$0	\$0	\$0	\$0
Other Financing Uses	\$14,503	\$0	\$0	\$0
Equity	\$0	\$0	\$0	\$0
Intrafund	\$0	\$0	\$0	\$0
Contingencies	\$0	\$0	\$0	\$0
Gross Costs	\$369,181	\$383,115	\$328,115	\$328,115
Fund Balance	(\$14,018)	\$0	\$0	\$0
Net County Cost	\$180,135	\$153,115	\$153,115	\$153,115

PROGRAM DISCUSSION

In Fiscal Year 2011-2012, the District Attorney's Real Estate Fraud Unit has continued working on its previously filed cases, begun several new investigations, filed two new cases, and put on three public outreach presentations to local realtors, estate planners and local TV. Several of the unit's cases are pending preliminary hearings and three are pending jury trial.

Real Estate Fraud cases are generally highly complex, requiring many hours of investigation and preparation and often years of court time to complete. Most notably in the past fiscal year, two of the unit's very complex cases, worked in association with the United States Attorney's Office in Fresno, resulted in indictments by the Federal Grand Jury on two defendants in separate cases, each involving millions of dollars of loss. Another very similar fraud by one of these two defendants was just discovered and a new investigation is pending on that crime.

In one of the above mentioned cases, the investigation began following a request for assistance from the City of Modesto. An investigation by the Real Estate Fraud Unit allowed the City of Modesto to avoid issuing 6.6 million dollars in municipal bonds.

Another group of defendants is currently under investigation and prosecution by multiple jurisdictions: Stanislaus County, Alameda County and the Attorney General's Office. The Unit recently obtained an indictment from the local Grand Jury to avoid the many months that a preliminary hearing would have taken in a very complex case.

STAFFING IMPACTS

Total current authorized positions— 2

There are no recommended changes to the current level of staffing.

Total recommended authorized positions— 2

RECOMMENDED PROPOSED BUDGET

It is recommended that a budget of \$328,115 be approved for the District Attorney – Real Estate Fraud Prosecution. This budget is funded from \$175,000 in estimated department revenue and a \$153,115 contribution from the General Fund.

STANISLAUS COUNTY, CALIFORNIA
Budget Year 2012-2013



CRIMINAL JUSTICE/PUBLIC PROTECTION
Judicial

DISTRICT ATTORNEY—RURAL CRIMES PREVENTION PROGRAM

Budget Unit 1716 0023216
 Special Revenue Fund

SERVICES PROVIDED

The District Attorney – Rural Crimes Prevention Program serves as a focal point to address rural and agricultural crime in Stanislaus County in conjunction with the seven other counties that are granted funds to form the Central Valley Rural Crimes Prevention Task Force. The majority of the funds are used by the Sheriff’s Department for personnel, surveillance and tracking technicians, equipment, vehicles, operating costs and travel for attendance at task force meetings and to attend training.

CASH/FUND BALANCE

As of July 1, 2012, the projected cash balance is estimated to be \$0 compared to the July 1, 2011, negative balance of \$122,609. As this budget is being discontinued there will be no cash balance by year end. As of July 1, 2012, the projected fund balance is also estimated to be \$0.

District Attorney - Rural Crimes Prevention				
Classification	2010-2011 Actual	2011-2012 Adopted Budget	2012-2013 Requested Proposed Budget	2012-2013 Recommended Proposed Budget
Taxes	\$0	\$0	\$0	\$0
Licenses, Permits, Franchises	\$0	\$0	\$0	\$0
Fines, Forfeitures, Penalties	\$0	\$0	\$0	\$0
Revenue from use of Assets	\$0	\$0	\$0	\$0
Intergovernmental Revenue	\$130,577	\$0	\$0	\$0
Charges for Service	\$0	\$0	\$0	\$0
Miscellaneous Revenue	\$0	\$0	\$0	\$0
Other Financing Sources	\$0	\$0	\$0	\$0
Total Revenue	\$130,577	\$0	\$0	\$0
Salaries and Benefits	\$0	\$0	\$0	\$0
Services and Supplies	\$0	\$0	\$0	\$0
Other Charges	\$131,749	\$0	\$0	\$0
Fixed Assets	\$0	\$0	\$0	\$0
Other Financing Uses	\$0	\$0	\$0	\$0
Equity	\$0	\$0	\$0	\$0
Intrafund	\$0	\$0	\$0	\$0
Contingencies	\$0	\$0	\$0	\$0
Gross Costs	\$131,749	\$0	\$0	\$0
Fund Balance	\$1,172	\$0	\$0	\$0
Net County Cost	\$0	\$0	\$0	\$0

PROGRAM DISCUSSION

This program was initiated with funding granted by legislative action. In recent years it has been funded through revenues collected by the Vehicle License Fee (VLF) and administered through the Local Safety and Protection Account (LSPA). Legislation required that the funds be administered by the

District Attorney's office even though almost all of the funding was utilized by the Sheriff's Department in Stanislaus County. The program is now being funded through the State "Realignment" process and funds go directly to the Sheriff's Department. This budget will be discontinued once all accounting transactions are complete.

STAFFING IMPACTS

Total current authorized positions— 0

RECOMMENDED PROPOSED BUDGET

There are no appropriations recommended for the District Attorney – Rural Crimes Prevention budget. It is being included as part of the Recommended Proposed Budget due to the budget requirement imposed by the State Controller.

STANISLAUS COUNTY, CALIFORNIA
Budget Year 2012-2013



CRIMINAL JUSTICE/PUBLIC PROTECTION
Judicial

DISTRICT ATTORNEY—UNSERVED/UNDERSERVED VICTIMS ADVOCACY AND OUTREACH PROGRAM

Budget Unit 1686 0023208
 Special Revenue Fund

SERVICES PROVIDED

The District Attorney – Unserviced/Underserved Victims Advocacy and Outreach Program provides advocacy and outreach for the unserved and underserved victims of crime in the community. The purpose of this program is to help these victims through the confusing legal system, refer them to social services agencies as appropriate, and provide information and support for these most vulnerable victims. This program replaced the Elder Abuse Advocacy and Outreach Program beginning in October of 2010.

CASH/FUND BALANCE

As of July 1, 2012, the projected cash balance is estimated to be a negative \$33,157 compared to the July 1, 2011, negative balance of \$29,775. Claims for reimbursement are submitted quarterly. A receivable will be set up at year end for the claim in arrears.

As of July 1, 2012, the projected fund balance is estimated to be \$0 compared to the July 1, 2011, balance of \$102. As this is a reimbursement grant there should be no fund balance at the beginning of each year.

District Attorney - Unserviced/Underserved Victim Advocacy and Outreach Program				
Classification	2010-2011 Actual	2011-2012 Adopted Budget	2012-2013 Requested Proposed Budget	2012-2013 Recommended Proposed Budget
Taxes	\$0	\$0	\$0	\$0
Licenses, Permits, Franchises	\$0	\$0	\$0	\$0
Fines, Forfeitures, Penalties	\$0	\$0	\$0	\$0
Revenue from use of Assets	\$0	\$0	\$0	\$0
Intergovernmental Revenue	\$63,528	\$106,821	\$106,821	\$106,821
Charges for Service	\$0	\$0	\$0	\$0
Miscellaneous Revenue	\$0	\$0	\$0	\$0
Other Financing Sources	\$0	\$0	\$0	\$0
Total Revenue	\$63,528	\$106,821	\$106,821	\$106,821
Salaries and Benefits	\$46,839	\$63,174	\$74,236	\$74,236
Services and Supplies	\$15,280	\$43,647	\$32,585	\$32,585
Other Charges	\$0	\$0	\$0	\$0
Fixed Assets	\$0	\$0	\$0	\$0
Other Financing Uses	\$1,307	\$0	\$0	\$0
Equity	\$0	\$0	\$0	\$0
Intrafund	\$0	\$0	\$0	\$0
Contingencies	\$0	\$0	\$0	\$0
Gross Costs	\$63,426	\$106,821	\$106,821	\$106,821
Fund Balance	(\$102)	\$0	\$0	\$0
Net County Cost	\$0	\$0	\$0	\$0

PROGRAM DISCUSSION

At the proposed level of funding, the Department can maintain services at the level established in October 2010 as a result of the grant award from the California Emergency Management Agency (Cal EMA), formerly the Office of Emergency Services (OES), from Federal “pass-through” Victim of Crimes Act (VOCA) monies. The funding cycle for this grant is October through September. Because of this cycle, the budget established for the 2012-2013 Budget Year includes funding from the fourth quarter of the 2011-2012 award and funding from the first three quarters of the projected 2012-2013 award.

STAFFING IMPACTS

Total current authorized positions— 1

There are no recommended changes to the current level of staffing.

Total recommended authorized positions— 1

RECOMMENDED PROPOSED BUDGET

It is recommended that a budget of \$106,821 be approved for the District Attorney – Unserved/Underserved Victims Advocacy and Outreach Program. This budget is funded from \$106,821 in estimated department revenue through a grant award from the California Emergency Management Agency.

STANISLAUS COUNTY, CALIFORNIA
Budget Year 2012-2013



CRIMINAL JUSTICE/PUBLIC PROTECTION
Judicial

DISTRICT ATTORNEY—VERTICAL PROSECUTION BLOCK GRANT

Budget Unit 1775 0023275
 Special Revenue Fund

SERVICES PROVIDED

The District Attorney – Vertical Prosecution Block Grant provides funding options in five areas: Career Criminal, Major Narcotic Vendor, Elder Abuse, Child Abuse, and Statutory Rape. The Department has used the funding to investigate and prosecute child abuse, career criminal and major narcotic vendor cases in prior years. However, in Fiscal Year 2010-2011, while the grant itself was extended to allow allocated funding to be expended, no new funding was provided. This grant was funded by Vehicle License Fees (VLF), transferred to the Local Safety and Protection Account (LSPA) fund source and administered by the California Emergency Management Agency (Cal EMA), formerly the Office of Emergency Services (OES).

CASH/FUND BALANCE

As of July 1, 2012, the projected cash balance is estimated to be \$0 compared to the July 1, 2011, negative balance of \$166,907. The projected fund balance is also estimated to be \$0 compared to the July 1, 2011, negative balance of \$81,308. Payments have been posted for receivables established in Fiscal Year 2010-2011 and all revenue and expenditures will be realized in the current year.

District Attorney - Vertical Prosecution Block Grant				
Classification	2010-2011 Actual	2011-2012 Adopted Budget	2012-2013 Requested Proposed Budget	2012-2013 Recommended Proposed Budget
Taxes	\$0	\$0	\$0	\$0
Licenses, Permits, Franchises	\$0	\$0	\$0	\$0
Fines, Forfeitures, Penalties	\$0	\$0	\$0	\$0
Revenue from use of Assets	\$0	\$0	\$0	\$0
Intergovernmental Revenue	\$94,704	\$0	\$0	\$0
Charges for Service	\$0	\$0	\$0	\$0
Miscellaneous Revenue	\$0	\$0	\$0	\$0
Other Financing Sources	\$0	\$0	\$0	\$0
Total Revenue	\$94,704	\$0	\$0	\$0
Salaries and Benefits	\$292,219	\$103,807	\$103,807	\$103,807
Services and Supplies	\$340	\$0	\$0	\$0
Other Charges	\$0	\$0	\$0	\$0
Fixed Assets	\$0	\$0	\$0	\$0
Other Financing Uses	\$15,120	\$0	\$0	\$0
Equity	\$0	\$0	\$0	\$0
Intrafund	\$0	\$0	\$0	\$0
Contingencies	\$0	\$0	\$0	\$0
Gross Costs	\$307,679	\$103,807	\$103,807	\$103,807
Fund Balance	\$109,168	\$0	\$0	\$0
Net County Cost	\$103,807	\$103,807	\$103,807	\$103,807

PROGRAM DISCUSSION

At the proposed level of funding, the Department cannot maintain previous service levels. State funding is not anticipated in the immediate future, although the possibility exists that funding for the program could be reinstated in a subsequent fiscal year, at which time the Department will reapply. The cases that are investigated and prosecuted under this program are some of the most violent and serious crimes and must be prosecuted regardless of outside funding. The County Match allows the department to maintain at least a minimal level of vertical prosecution for crimes that fall under this program, which allows the Department to be prepared to reapply for funding in the future.

STAFFING IMPACTS

Total current authorized positions—3

There are no recommended changes to the current level of staffing.

Total recommended authorized positions— 3

RECOMMENDED PROPOSED BUDGET

It is recommended that a budget of \$103,807 be approved for the District Attorney – Vertical Prosecution Block Grant program. The net county cost contribution for this budget is unchanged from the Fiscal Year 2011-2012 Adopted Final Budget and remains the sole source of revenue for this budget. The Department will be able to maintain only minimal service levels.

STANISLAUS COUNTY, CALIFORNIA
Budget Year 2012-2013



CRIMINAL JUSTICE/PUBLIC PROTECTION
Judicial

DISTRICT ATTORNEY—VICTIM COMPENSATION AND GOVERNMENT CLAIMS

Budget Unit 1710 0023220
 Special Revenue Fund

SERVICES PROVIDED

The Victim Compensation and Government Claims program works with the Courts, Probation, and law enforcement to claim restitution from the convicted perpetrators of crimes. This program is substantially funded through a contract with the State Victims Compensation and Government Claims Board (formerly known as the Board of Control).

CASH/FUND BALANCE

As of July 1, 2012, the projected cash balance is estimated to be a negative \$15,310 compared to the July 1, 2011, negative balance of negative \$15,261. Reimbursements for this budget are in arrears. An account receivable for the funds in arrears will be posted at year-end.

As of July 1, 2012, the projected fund balance is estimated to be \$0 compared to the July 1, 2011, balance of negative \$411. As this is a reimbursement grant there should be no fund balance at the beginning of each year.

District Attorney - Victim Compensation & Government Claims				
Classification	2010-2011 Actual	2011-2012 Adopted Budget	2012-2013 Requested Proposed Budget	2012-2013 Recommended Proposed Budget
Taxes	\$0	\$0	\$0	\$0
Licenses, Permits, Franchises	\$0	\$0	\$0	\$0
Fines, Forfeitures, Penalties	\$0	\$0	\$0	\$0
Revenue from use of Assets	\$0	\$0	\$0	\$0
Intergovernmental Revenue	\$66,001	\$63,853	\$63,853	\$63,853
Charges for Service	\$0	\$0	\$0	\$0
Miscellaneous Revenue	\$0	\$0	\$0	\$0
Other Financing Sources	\$0	\$0	\$0	\$0
Total Revenue	\$66,001	\$63,853	\$63,853	\$63,853
Salaries and Benefits	\$64,361	\$61,237	\$63,853	\$63,853
Services and Supplies	\$0	\$2,616	\$0	\$0
Other Charges	\$0	\$0	\$0	\$0
Fixed Assets	\$0	\$0	\$0	\$0
Other Financing Uses	\$2,050	\$0	\$0	\$0
Equity	\$0	\$0	\$0	\$0
Intrafund	\$0	\$0	\$0	\$0
Contingencies	\$0	\$0	\$0	\$0
Gross Costs	\$66,411	\$63,853	\$63,853	\$63,853
Fund Balance	\$410	\$0	\$0	\$0
Net County Cost	\$0	\$0	\$0	\$0

PROGRAM DISCUSSION

At the proposed level of funding, the Department can maintain current levels of service. Over the years the funding awarded through this contract has remained stable while salaries and benefits have increased, resulting in the need for the Department to cover some of the salary costs (projected to be approximately \$19,081 in Fiscal Year 2012-2013) from the Department's General Fund budget. The service provided is very important to victims and it is important to maintain the current position, thus the funding has been included in the Department's General Fund budget.

STAFFING IMPACTS

Total current authorized positions— 1

There are no recommended changes to the current level of staffing.

Total recommended authorized positions— 1

RECOMMENDED PROPOSED BUDGET

It is recommended that a budget of \$63,853 be approved for the District Attorney – Victim Compensation and Government Claims budget. This budget is funded from \$63,853 in estimated department revenue through a contract with the State Victims Compensation and Government Claims Board.

STANISLAUS COUNTY, CALIFORNIA

Budget Year 2012-2013

CRIMINAL JUSTICE/PUBLIC PROTECTION

Judicial



DISTRICT ATTORNEY—VICTIM SERVICES PROGRAM

Budget Unit 1714 0023214

Special Revenue Fund

SERVICES PROVIDED

The Victim Services Program, in its 32nd year of operation, is funded through State penalty assessment funds levied on convicted criminals and also from the Federal Victims of Crime Act (VOCA) funds. The funding is administered through the California Emergency Management Agency (Cal EMA), formerly the Office of Emergency Services (OES). Under the Victim Witness Assistance Grant, program staff provide mandated services which include crisis intervention and peer counseling, emergency assistance, court escort, criminal justice orientation, assistance with applications for compensation, restitution assistance, property return, case status/disposition, referral information, public educational presentations, training to service providers and others.

The Victim Witness Assistance Grant requires the provision of 14 distinct services offered to victims of all types of crime. The mandate precludes the District Attorney from selecting only certain services or only offering services to victims of certain crime types based on funding constraints.

CASH/FUND BALANCE

As of July 1, 2012, the projected cash balance is estimated to be a negative \$94,174 compared to the July 1, 2011, negative balance of \$86,452. Reimbursements for this budget are in arrears. An account receivable for the funds in arrears will be posted at year-end.

As of July 1, 2012, the projected fund balance is estimated to be \$0 compared to the July 1, 2011, balance of \$7,501. As this is a reimbursement grant there should be no fund balance at the beginning of each year.

District Attorney - Victim Services Program				
Classification	2010-2011 Actual	2011-2012 Adopted Budget	2012-2013 Requested Proposed Budget	2012-2013 Recommended Proposed Budget
Taxes	\$0	\$0	\$0	\$0
Licenses, Permits, Franchises	\$0	\$0	\$0	\$0
Fines, Forfeitures, Penalties	\$0	\$0	\$0	\$0
Revenue from use of Assets	\$0	\$0	\$0	\$0
Intergovernmental Revenue	\$338,193	\$339,850	\$339,850	\$339,850
Charges for Service	\$0	\$0	\$0	\$0
Miscellaneous Revenue	\$0	\$0	\$0	\$0
Other Financing Sources	\$0	\$0	\$0	\$0
Total Revenue	\$338,193	\$339,850	\$339,850	\$339,850
Salaries and Benefits	\$328,485	\$336,850	\$337,238	\$337,238
Services and Supplies	\$3,813	\$6,328	\$5,940	\$5,940
Other Charges	\$0	\$0	\$0	\$0
Fixed Assets	\$0	\$0	\$0	\$0
Other Financing Uses	\$7,074	\$0	\$0	\$0
Equity	\$0	\$0	\$0	\$0
Intrafund	\$0	\$0	\$0	\$0
Contingencies	\$0	\$0	\$0	\$0
Gross Costs	\$339,372	\$343,178	\$343,178	\$343,178
Fund Balance	(\$2,149)	\$0	\$0	\$0
Net County Cost	\$3,328	\$3,328	\$3,328	\$3,328

PROGRAM DISCUSSION

At the proposed level of funding, the Department can maintain current service levels. Over the years funding has been stable, only fluctuating slightly, but salaries and benefits have increased, resulting in the need for the Department to cover a small portion of salary costs (projected to be approximately \$6,442) from the Department's General Fund budget. Additionally, the Unserved/Underserved Victims Advocacy and Outreach Program grant requires a small in-kind match; 10% of the Victim Services Program Coordinator's salary (approximately \$8,606 in Fiscal Year 2012-2013) is paid from the Department's General Fund budget in order to meet this requirement.

STAFFING IMPACTS

Total current authorized positions— 6

There are no recommended changes to the current level of staffing.

Total recommended authorized positions— 6

RECOMMENDED PROPOSED BUDGET

It is recommended that a budget of \$343,178 be approved for the District Attorney – Victim Services Program. This budget is funded from \$339,850 in estimated department revenue and a \$3,328 contribution from the General Fund.

STANISLAUS COUNTY, CALIFORNIA
Budget Year 2012-2013



CRIMINAL JUSTICE/PUBLIC PROTECTION
Judicial

GRAND JURY

Budget Unit 0100 0052100
General Fund

BUDGET AT A GLANCE

Gross Costs	\$139,773
Total Revenue	\$0
Fund Balance/Retained Earnings	\$0
Net County Cost	\$139,773
Total Recommended Staffing	0
% Funded by Local Discretionary Funds	100.0%

MISSION STATEMENT

The primary function of the Grand Jury is to provide an unbiased oversight to investigate complaints from citizens about the operations of County and City government, School Districts and Special Districts, as required by law. The Grand Jury assures citizens that government is operating efficiently and in an ethical, honest manner. The Grand Jury investigates policies and procedures and makes recommendations to improve local government operations.

SERVICES PROVIDED

Grand Jury responsibilities are generally divided into civil and criminal. California Penal Code Section 904.6 permits any county to have an additional Grand Jury at the discretion of the Presiding Judge of the Superior Court. The intent of the legislation was to create a system comprising two grand juries, one for civil investigations, and the other for criminal indictments.

In Stanislaus County there are two separate grand juries. One is the Civil Grand Jury that conducts three types of investigations; mandatory, discretionary and citizen complaint investigations. Mandatory investigations are those that the California Penal Code requires the Grand Jury to undertake. The discretionary investigations are those over which the Legislature has given the Grand Jury jurisdiction, but has stated that it is not required. The citizen complaint investigations are those complaints within the jurisdiction of the Grand Jury received from a citizen. The statutes preclude the Grand Jury from considering complaints on matters before the courts, matters that are the subject of litigation, matters involving agencies located outside the County, matters involving privately held companies and matters involving the fiscal and administrative operations of the Superior Court.

The other Grand Jury is the Criminal Grand Jury that is an alternative to a preliminary hearing. Members serve for a maximum of six indictment hearings or one budget year, whichever comes first.

Grand Jury				
Classification	2010-2011 Actual	2011-2012 Adopted Budget	2012-2013 Requested Proposed Budget	2012-2013 Recommended Proposed Budget
Taxes	\$0	\$0	\$0	\$0
Licenses, Permits, Franchises	\$0	\$0	\$0	\$0
Fines, Forfeitures, Penalties	\$0	\$0	\$0	\$0
Revenue from use of Assets	\$0	\$0	\$0	\$0
Intergovernmental Revenue	\$0	\$0	\$0	\$0
Charges for Service	\$0	\$0	\$0	\$0
Miscellaneous Revenue	\$0	\$0	\$0	\$0
Other Financing Sources	\$0	\$0	\$0	\$0
Total Revenue	\$0	\$0	\$0	\$0
Salaries and Benefits	\$46,619	\$48,663	\$49,425	\$49,425
Services and Supplies	\$27,461	\$28,930	\$78,590	\$78,590
Other Charges	\$3,662	\$6,940	\$11,458	\$11,458
Fixed Assets	\$0	\$0	\$0	\$0
Other Financing Uses	\$1,536	\$0	\$0	\$0
Equity	\$0	\$0	\$0	\$0
Intrafund	\$25,330	\$21,978	\$300	\$300
Contingencies	\$0	\$0	\$0	\$0
Gross Costs	\$104,608	\$106,511	\$139,773	\$139,773
Fund Balance	\$0	\$0	\$0	\$0
Net County Cost	\$104,608	\$106,511	\$139,773	\$139,773

PROGRAM DISCUSSION

At the proposed level of funding, the Department can maintain current Civil Grand Jury fees and staffing costs. During Fiscal Year 2011-2012, the Department was granted a budget increase due to costs associated with an increase in the use of the Criminal Grand Jury. This increase has been included in the base budget for Budget Year 2012-2013 in anticipation of the continued use of the Criminal Grand Jury. Partially offsetting the increase is the elimination of lease costs for the office space occupied by the Grand Jury. The lease costs represented a charge for the proportionate share of bonded debt service. The bond has been retired, thereby releasing the debt service obligation and no further lease costs are necessary from this budget.

STAFFING IMPACTS

Total current authorized positions— 0

RECOMMENDED PROPOSED BUDGET

It is recommended that a budget of \$139,773 be approved for the Grand Jury, fully funded from the General Fund. The General Fund contribution for this budget was increased by approximately 31% or \$33,262 from the 2011-2012 Adopted Final Budget. The increase in net county cost is to fund Civil Grand Jury operations and increased Criminal Grand Jury operations.



CRIMINAL JUSTICE/PUBLIC PROTECTION
Other General

INTEGRATED CRIMINAL JUSTICE INFORMATION SYSTEM

Budget Unit 5141 0016161
 Internal Service Fund

BUDGET AT A GLANCE

Gross Costs	\$758,700
Total Revenue	\$301,110
Fund Balance/Retained Earnings	<u>\$457,590</u>
Net County Cost	\$0
Total Recommended Staffing	0
% Funded by Local Discretionary Funds	0.0%

MISSION STATEMENT

The mission of the Integrated Criminal Justice Information System (ICJIS) Project is to continue the development of the ICJIS software, to enhance and modify the software to meet customers' changing needs, and to optimize business processes.

ACCOMPLISHMENTS AND OBJECTIVES

The Accomplishments and Objectives for the Integrated Criminal Justice Information System for the 2012-2013 Budget Year include:

FISCAL YEAR 2011-2012 ACCOMPLISHMENTS	BUDGET YEAR 2012-2013 OBJECTIVES
<ul style="list-style-type: none"> ◆ ICJIS enhanced its integration with external partners, namely Courts. ICJIS is now able to retrieve the court calendar electronically on demand. This has saved numerous hours by eliminating redundant data entry. ◆ ICJIS enhanced its internal integration by developing additional integration points between the District Attorney, Probation and Sheriff. ◆ ICJIS contributed to a safe and secure community by providing local law enforcement, County Departments, and other agencies vital, real-time, criminal justice information. 	<ul style="list-style-type: none"> ◆ ICJIS will implement additional electronic interfaces with internal departments and external entities to reduce redundant data entry and improve operational performance. ◆ ICJIS will continue to enhance its feature set and maintain a technical posture that facilitates ease of use, flexibility and interoperability. ◆ ICJIS will contribute to a safe and secure community by providing local law enforcement, County Departments, and other agencies vital, real-time, criminal justice information.

STANISLAUS COUNTY, CALIFORNIA

Budget Year 2012-2013

CRIMINAL JUSTICE/PUBLIC PROTECTION

Other General



**INTEGRATED CRIMINAL JUSTICE
INFORMATION SYSTEM**

Budget Unit 5141 0016161

Internal Service Fund

SERVICES PROVIDED

The ICJIS Project is focused on developing and maintaining a more efficient justice application for the benefit of all County justice departments. This application will be integrated across Stanislaus County's justice departments promoting efficient government operations.

CASH/FUND BALANCE

As of July 1, 2012 this fund is projected to have a positive cash balance of \$287,616 compared to the July 1, 2011 cash balance of \$434,851. The total fund balance is projected to be roughly \$2.5 million which is a combination of cash and equity available to absorb the depreciation expense related to the intangible assets. This budget is funded by charges to the County justice departments (Sheriff's Office, Probation Department, District Attorney's Office and Public Defender). The difference in cash balance is attributed to the continuing commitment to decrease departmental charges to assist the County justice departments in meeting any ongoing budget shortfalls. Reductions in departmental revenue will be off-set by the use of \$457,590 in retained earnings, resulting in a reduction to this fund's cash balance of approximately \$187,000 with the difference representing a depreciation adjustment. A multi-year budget plan is being used to reduce retained earnings and off-set departmental contributions.

ICJIS				
Classification	2010-2011 Actual	2011-2012 Adopted Budget	2012-2013 Requested Proposed Budget	2012-2013 Recommended Proposed Budget
Taxes	\$0	\$0	\$0	\$0
Licenses, Permits, Franchises	\$0	\$0	\$0	\$0
Fines, Forfeitures, Penalties	\$0	\$0	\$0	\$0
Revenue from use of Assets	\$0	\$0	\$0	\$0
Intergovernmental Revenue	\$0	\$0	\$0	\$0
Charges for Service	\$410,530	\$301,110	\$301,110	\$301,110
Miscellaneous Revenue	\$0	\$0	\$0	\$0
Other Financing Sources	\$0	\$0	\$0	\$0
Total Revenue	\$410,530	\$301,110	\$301,110	\$301,110
Salaries and Benefits	\$68,675	\$40,000	\$40,000	\$40,000
Services and Supplies	\$304,131	\$324,000	\$324,000	\$324,000
Other Charges	\$338,302	\$354,160	\$354,700	\$354,700
Fixed Assets				
Equipment	(\$215,019)	\$40,000	\$40,000	\$40,000
Other Financing Uses	\$2,147	\$0	\$0	\$0
Equity	\$0	\$0	\$0	\$0
Intrafund	\$0	\$0	\$0	\$0
Contingencies	\$0	\$0	\$0	\$0
Gross Costs	\$498,236	\$758,160	\$758,700	\$758,700
Retained Earnings	\$87,706	\$457,050	\$457,590	\$457,590
Net County Cost	\$0	\$0	\$0	\$0

PROGRAM DISCUSSION

At the proposed level of funding, the ICJIS Project will continue efforts to develop, improve, and maintain the mission critical systems for the County justice departments. Some of this year's planned improvements include:

- ◆ Enhanced integration with the Courts (Adult Minute Orders);
- ◆ Additional inter-departmental interfaces to improve staff efficiency and reduce data redundancy; and
- ◆ Feature enhancements such as Probation's Automated Forms subsystem and the District Attorney's Electronic Document Management enhancements.

Eight of the County's twelve labor organizations have agreed on a permanent 6% salary deduction to be effective July 1, 2012. The County is currently in negotiations with the remaining four labor groups. No positions in this budget are represented by one of these four groups. Not having these agreements in place for this budget does not increase salary costs for this Department.

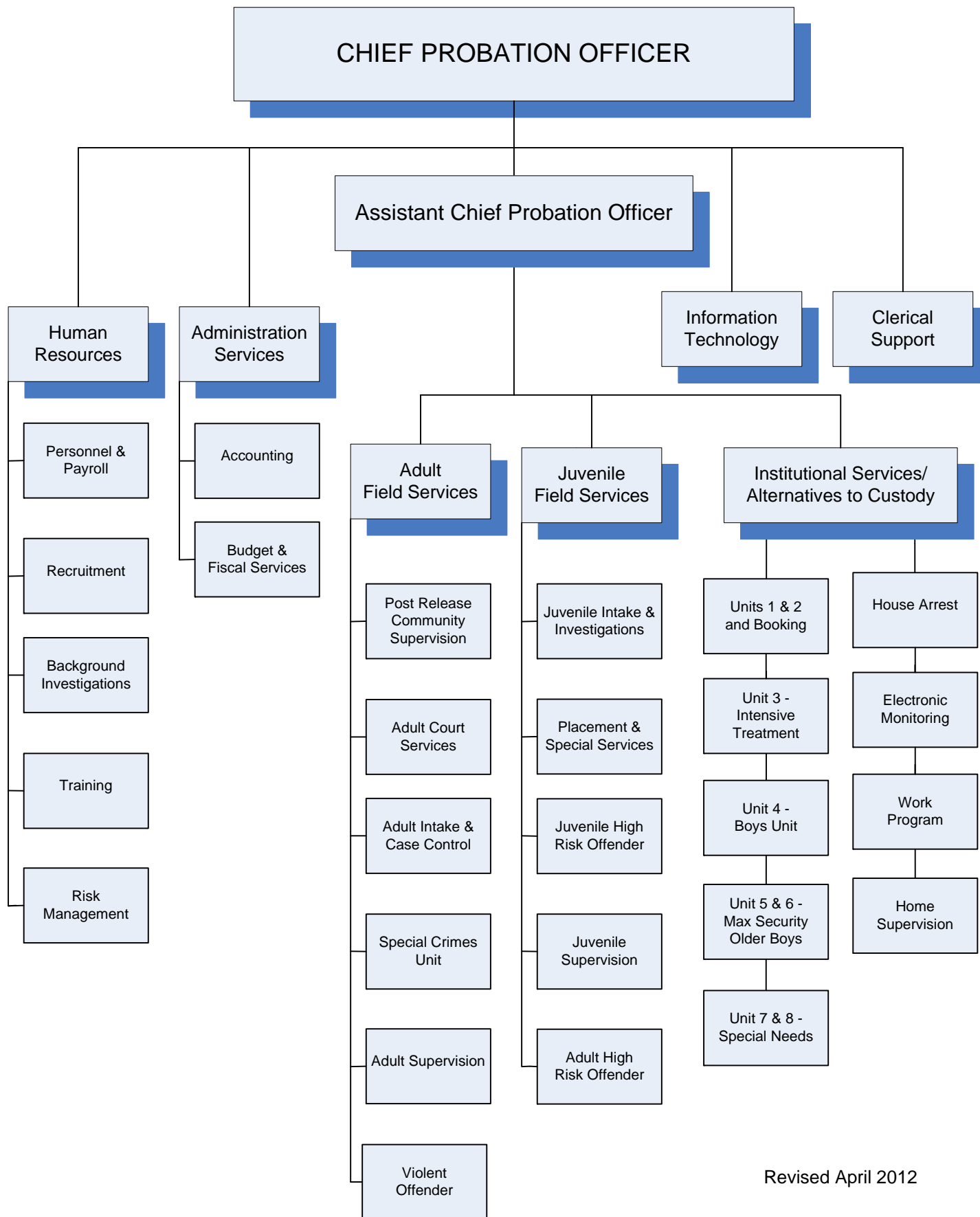
STAFFING IMPACTS

Total current authorized positions— 0

RECOMMENDED PROPOSED BUDGET

It is recommended that a budget of \$758,700 be approved for the ICJIS budget as an interim spending plan until the Final Budget is adopted. This budget is funded from \$301,110 in estimated department revenue and \$457,590 from fund balance.

STANISLAUS COUNTY PROBATION DEPARTMENT



Revised April 2012

**STANISLAUS COUNTY, CALIFORNIA
Budget Year 2012-2013**



**CRIMINAL JUSTICE/PUBLIC PROTECTION
Detention and Correction**

**PROBATION
Jill Silva,
Chief Probation Officer**

BUDGET AT A GLANCE

Gross Costs	\$31,035,230
Total Revenue	\$15,964,922
Fund Balance/Retained Earnings	\$11,638
Net County Cost	\$15,058,670
Total Recommended Staffing	247
% Funded by Local Discretionary Funds	48.5%

MISSION STATEMENT

As an integral part of the criminal justice system, Probation protects our community by:

- ◆ Promoting responsible behavior and offender accountability;
- ◆ Providing objective information and recommendations to the Superior Courts;
- ◆ Operating safe and secure juvenile facilities and programs; and
- ◆ Partnering with the community to provide direct services to offenders, families and victims.

ACCOMPLISHMENTS AND OBJECTIVES

The Accomplishments and Objectives for the Probation Department for the 2012-2013 Budget Year include:

FISCAL YEAR 2011-2012 ACCOMPLISHMENTS	BUDGET YEAR 2012-2013 OBJECTIVES
<ul style="list-style-type: none"> ◆ Successful approval of the Community Corrections Partnership Plan for implementation of Phase I of AB 109 Realignment. ◆ Initiated construction of juvenile commitment facility. ◆ Award of a grant to target unique needs of juvenile girls on probation. 	<ul style="list-style-type: none"> ◆ Approval and implementation of the Community Corrections Partnership Plan for Phase II of AB 109 Realignment. ◆ Complete construction of the new juvenile commitment facility. ◆ Utilization of evidence-based practices in meeting the department's mission.

BUDGETS WITHIN THE PROBATION DEPARTMENT INCLUDE:

- ◆ Administration
- ◆ Community Corrections Partnership Plan
- ◆ Corrections Performance Incentive Fund
- ◆ Field Services
- ◆ Institutional Services
- ◆ Juvenile Accountability Block Grant
- ◆ Juvenile Justice Crime Prevention Act
- ◆ Ward Welfare Fund
- ◆ Youthful Offender Block Grant

STANISLAUS COUNTY, CALIFORNIA
Budget Year 2012-2013



CRIMINAL JUSTICE/PUBLIC PROTECTION
Detention and Correction

PROBATION—ADMINISTRATION

Budget Unit 0100 0026050
 General Fund

SERVICES PROVIDED

Probation - Administration is responsible for department-wide services for staff members in several geographical locations. These functional responsibilities include: policy development and implementation; staff development; human resources; contracts; collections; information technology support; grant management; purchasing; budget and fiscal services; staff training; and safety. This budget has 19 allocated positions that provide support to approximately 245 department staff positions.

Probation - Administration				
Classification	2010-2011 Actual	2011-2012 Adopted Budget	2012-2013 Requested Proposed Budget	2012-2013 Recommended Proposed Budget
Taxes	\$0	\$0	\$0	\$0
Licenses, Permits, Franchises	\$0	\$0	\$0	\$0
Fines, Forfeitures, Penalties	\$0	\$0	\$0	\$0
Revenue from use of Assets	\$0	\$0	\$0	\$0
Intergovernmental Revenue	\$101,115	\$104,330	\$405,000	\$405,000
Charges for Service	\$0	\$0	\$0	\$0
Miscellaneous Revenue	\$0	\$0	\$0	\$0
Other Financing Sources	\$62,136	\$0	\$0	\$0
Total Revenue	\$163,251	\$104,330	\$405,000	\$405,000
Salaries and Benefits	\$1,743,868	\$1,560,876	\$1,838,580	\$1,838,580
Services and Supplies	\$150,748	\$146,300	\$160,075	\$160,075
Other Charges	\$113,010	\$133,277	\$133,164	\$133,164
Fixed Assets				
Equipment	\$0	\$0	\$10,484	\$10,484
Other Financing Uses	\$62,164	\$0	\$0	\$0
Equity	\$0	\$0	\$0	\$0
Intrafund	\$0	\$0	\$0	\$0
Contingencies	\$0	\$0	\$0	\$0
Gross Costs	\$2,069,790	\$1,840,453	\$2,142,303	\$2,142,303
Fund Balance	\$0	\$0	\$0	\$0
Net County Cost	\$1,906,539	\$1,736,123	\$1,737,303	\$1,737,303

PROGRAM DISCUSSION

This level of funding will only provide for essential services required to maintain fundamental department operations. Areas deemed less critical will be eliminated. The department is requesting to fund an Accounting Technician position because of increased workload related to AB 109 Realignment. Currently, vacancies in this budget unit have resulted in reduced information and data tracking and a reallocation of line-level work to a Supervisor and Manager.

Based on projections, there is no carry over in this budget.

Eight of the County's twelve labor organizations have agreed on a permanent 6% salary deduction to be effective July 1, 2012. The County is currently in negotiations with the remaining four labor groups. Eight positions in this budget are represented by one of these four groups. The estimated cost of not

having these agreements in place for this budget with these groups represents an increase in cost over 2011-2012 salary costs of \$32,840, which is the equivalent of no full-time positions. In the absence of these Agreements, any reduction-in-force would occur as part of the Final Budget.

STAFFING IMPACTS

The Department is requesting to restore one unfunded Accounting Technician position due to an increased workload related to the AB 109 Realignment. It is recommended to hold this request for further review at Final Budget.

Total current authorized positions— 17

There are no recommended changes to the current level of staffing.

Total recommended authorized positions--17

RECOMMENDED PROPOSED BUDGET

It is recommended that a budget of \$2,142,303 be approved for Probation - Administration as an interim spending plan until the Final Budget is adopted. This budget is funded from \$405,000 in estimated department revenue and a \$1,737,303 contribution from the General Fund. This Department will be negatively impacted by the lack of labor agreements and will need to address priority programs/services, staffing and the use of the fund balance savings in the Final Budget.

STANISLAUS COUNTY, CALIFORNIA
Budget Year 2012-2013

CRIMINAL JUSTICE/PUBLIC PROTECTION
Detention and Correction



PROBATION—COMMUNITY CORRECTIONS PARTNERSHIP PLAN

Budget Unit 1679 0026481
Special Revenue Fund

SERVICES PROVIDED

On April 4, 2011, Governor Brown signed Assembly Bill 109 (AB 109), which made fundamental changes to California's correctional system. AB 109 realigned custodial and community supervision responsibility for non-serious, non-violent, and non-sex offenders, as well as supervision of lower level adult parolees returning from state prison sentences to counties. AB 109 did not contain funding for county agencies to implement the realignment shift and was not operative until funding was provided for counties. On June 30, 2011, Governor Brown signed a series of legislative bills as part of the State budget that provided funding and made necessary technical changes to implement the public safety realignment program outlined in AB 109. The legislation enacting the financing and technical changes necessary was contained in Senate Bills 87 and 89 (SB 87 and SB 89) and Assembly Bill 117 (AB 117).

AB 117 delayed the operative date of the public safety realignment elements contained in AB 109 to October 1, 2011. AB 117 also required the Community Corrections Partnership (CCP) to recommend a local plan to the county Board of Supervisors for the implementation of the 2011 Public Safety Realignment and that the plan must be voted on by an Executive Committee of each county's CCP. By statute, the Executive Committee consists of the Chief Probation Officer as Chair, the Sheriff, the District Attorney, the Public Defender, the Presiding Judge of the Superior Court and a local Chief of Police. On July 26, 2011, the Board of Supervisors appointed the Director of the Department of Mental Health/Alcohol and Drug Programs as the final member of the CCP Executive Committee. At that time, the Board also designated the Probation Department as the local entity responsible for providing post-release supervision to inmates released pursuant to the Post-release Community Supervision Act of 2011.

CASH/FUND BALANCE

As of July 1, 2012, the projected fund balance is estimated to be \$3,000,000, based on the claims expected from all departments involved. This budget unit was not in place in July 2011. This fund balance will be addressed as part of the Phase II budget for this program.

Probation - Community Corrections Partnership Plan				
Classification	2010-2011 Actual	2011-2012 Adopted Budget	2012-2013 Requested Proposed Budget	2012-2013 Recommended Proposed Budget
Taxes	\$0	\$0	\$0	\$0
Licenses, Permits, Franchises	\$0	\$0	\$0	\$0
Fines, Forfeitures, Penalties	\$0	\$0	\$0	\$0
Revenue from use of Assets	\$0	\$0	\$0	\$0
Intergovernmental Revenue	\$0	\$0	\$6,166,085	\$6,166,085
Charges for Service	\$0	\$0	\$0	\$0
Miscellaneous Revenue	\$0	\$0	\$0	\$0
Other Financing Sources	\$0	\$0	\$0	\$0
Total Revenue	\$0	\$0	\$6,166,085	\$6,166,085
Salaries and Benefits	\$0	\$0	\$0	\$0
Services and Supplies	\$0	\$0	\$250,000	\$250,000
Other Charges	\$0	\$0	\$5,916,085	\$5,916,085
Fixed Assets	\$0	\$0	\$0	\$0
Other Financing Uses	\$0	\$0	\$0	\$0
Equity	\$0	\$0	\$0	\$0
Intrafund	\$0	\$0	\$0	\$0
Contingencies	\$0	\$0	\$0	\$0
Gross Costs	\$0	\$0	\$6,166,085	\$6,166,085
Fund Balance	\$0	\$0	\$0	\$0
Net County Cost	\$0	\$0	\$0	\$0

PROGRAM DISCUSSION

The implementation plan for the first year included re-opening (previously closed due to budget reductions) beds at the Public Safety Center and supervision services to the Post-release Community Supervision inmates, as well as expansion of staffing and services for the Sheriff's Jail Alternatives Program, the Probation Department's Day Reporting Center, the Integrated Forensics Team and the Regional Apprehension Task Force.

Due to the uncertainty of the actual impacts resulting from realignment, the Executive Committee of the CCP agreed that a phased approach would be the most effective method for developing the implementation plan. Phase I occurred during the first nine months of implementation and served as the foundation for addressing the realigned population going forward. This phase allowed the county to determine the direct impacts of realignment to inmate housing and community supervision, while identifying the treatment and programming needs of the population being served. Phase II will occur during the second year and will concentrate on adding and expanding programs, developing task force operations, and addressing the overall impacts to communities.

At this level of funding, programs are estimated at the existing level. It is expected that funding will significantly increase for Budget Year 2012-2013, however, official notification from the State has not been received and increased funding has not been budgeted. Members of the Community Corrections Partnership are in the process of submitting budgets for next year to the Executive Committee, and the Board of Supervisors will be requested to approve the Budget Year 2012-2013 Community Corrections Plan sometime in late June. Subsequent to Board of Supervisors' approval, the Probation Department will make appropriate budget adjustments at Final Budget.

STAFFING IMPACTS

Total current authorized positions— 0

RECOMMENDED PROPOSED BUDGET

It is recommended that a budget of \$6,166,085 be approved for Probation – Community Corrections Partnership Plan as an interim spending plan until the Final Budget is adopted. This budget is funded from \$6,166,085 in estimated department revenue.

STANISLAUS COUNTY, CALIFORNIA
Budget Year 2012-2013

CRIMINAL JUSTICE/PUBLIC PROTECTION
Detention and Correction



PROBATION—CORRECTIONS PERFORMANCE INCENTIVE FUND

Budget Unit 1688 0026431
Special Revenue Fund

SERVICES PROVIDED

Senate Bill 678, the "California Community Corrections Performance Incentive Act of 2009" signed by the Governor on October 11, 2009, established a system of performance-based funding to support evidence-based practices relating to the supervision of adult felony offenders. SB 678 provides financial incentives for county probation departments to implement the best practices identified by experts as critical for reducing recidivism rates and therefore the number of revocations of probation to state prison. The Probation Department is using Federal stimulus funding to implement and support an evidence-based probation supervision program that targets medium to high risk felony probationers. Using a Day Reporting Center model, each Probation Officer will provide intensive supervision to approximately 391 offenders, ensuring swift and certain consequences to hold probationers accountable for non-compliant behavior. Probation Officers will also provide community supervision activities including home contacts, searches and other compliance checks to those assigned to the program. Anticipated outcomes for the County's program include reductions in risk/needs factors, positive drug screens and incarceration days. Future funding to continue these programs will be based on the success in reducing recidivism among probationers.

CASH/FUND BALANCE

As of July 1, 2012, the projected cash balance is estimated to be zero, compared to July 1, 2011 negative balance of \$50,261. Funding for this budget unit is received on a reimbursement basis. Expenditures will not exceed claimable revenue.

Probation - Corrections Performance Incentive Fund				
Classification	2010-2011 Actual	2011-2012 Adopted Budget	2012-2013 Requested Proposed Budget	2012-2013 Recommended Proposed Budget
Taxes	\$0	\$0	\$0	\$0
Licenses, Permits, Franchises	\$0	\$0	\$0	\$0
Fines, Forfeitures, Penalties	\$0	\$0	\$0	\$0
Revenue from use of Assets	(\$807)	\$0	\$0	\$0
Intergovernmental Revenue	\$98,262	\$603,986	\$522,269	\$522,269
Charges for Service	\$0	\$0	\$0	\$0
Miscellaneous Revenue	\$0	\$0	\$0	\$0
Other Financing Sources	\$0	\$0	\$0	\$0
Total Revenue	\$97,455	\$603,986	\$522,269	\$522,269
Salaries and Benefits	\$92,016	\$499,134	\$471,043	\$471,043
Services and Supplies	\$1,822	\$103,202	\$48,000	\$48,000
Other Charges	\$1,450	\$1,650	\$3,226	\$3,226
Fixed Assets	\$0	\$0	\$0	\$0
Other Financing Uses	\$5,599	\$0	\$0	\$0
Equity	\$0	\$0	\$0	\$0
Intrafund	\$0	\$0	\$0	\$0
Contingencies	\$0	\$0	\$0	\$0
Gross Costs	\$100,887	\$603,986	\$522,269	\$522,269
Fund Balance	\$3,432	\$0	\$0	\$0
Net County Cost	\$0	\$0	\$0	\$0

PROGRAM DISCUSSION

The Department will continue to use a Day Reporting Center model that targets medium to high-risk felony probationers, providing intensive supervision to approximately 391 offenders. At the proposed level of funding, the Department can maintain these services at the existing level for nearly one more year. These funds will be augmented by AB 109 funds to ensure existing levels of service are maintained for the remainder of the year. This program is expected to be absorbed into AB 109 Realignment after that period should SB 678 funds be discontinued. Probation Officers will continue to provide community supervision activities including home contacts, searches and other compliance checks to those assigned to the program. This budget unit is anticipated to fund five Deputy Probation Officers in Field Services.

Eight of the County's twelve labor organizations have agreed on a permanent 6% salary deduction to be effective July 1, 2012. The County is currently in negotiations with the remaining four labor groups. No positions in this budget are represented by one of these four groups. Not having these agreements in place for this budget does not increase salary costs for this Department.

STAFFING IMPACTS

Total current authorized positions— 0

RECOMMENDED PROPOSED BUDGET

It is recommended that a budget of \$522,269 be approved for Probation – Corrections Performance Incentive Fund as an interim spending plan until the Final Budget is adopted. This budget is funded from \$522,269 in estimated department revenue.

STANISLAUS COUNTY, CALIFORNIA
Budget Year 2012-2013



CRIMINAL JUSTICE/PUBLIC PROTECTION
Detention and Correction

PROBATION—FIELD SERVICES

Budget Unit 0100 0026100
 General Fund

SERVICES PROVIDED

Probation - Field Services contains eleven major components providing a wide spectrum of public safety services to the Superior Courts and the community. Services include court sentencing investigations, court report preparation, processing of juvenile arrests and offender supervision. This budget also provides services to the offender to assist in re-integration into the community. Deputy Probation Officers assigned to the Drug Court Program work as part of a team to provide probation supervision services to Drug Court participants. The Department's armed officers provide intensive supervision to those offenders placed in the community who pose the greatest threat to public safety. The Department's Global Positioning System (GPS) officer supervises a high risk offender caseload where GPS monitoring is utilized. Court services provided by the Probation Department are State mandated by Penal Code Section 1203 and Welfare and Institutions Code Sections 281 and 706, while Penal Code Section 1202.8 and Welfare and Institutions Code Section 727 mandate offender supervision services. There are approximately 6,100 adult probationers and 700 juvenile offenders eligible for supervision in Stanislaus County. Additionally, at the time of this submittal, there are more than 700 offenders being served as the result of Realignment.

Probation - Field Services				
Classification	2010-2011 Actual	2011-2012 Adopted Budget	2012-2013 Requested Proposed Budget	2012-2013 Recommended Proposed Budget
Taxes	\$0	\$0	\$0	\$0
Licenses, Permits, Franchises	\$0	\$0	\$0	\$0
Fines, Forfeitures, Penalties	\$5,163	\$4,000	\$4,000	\$4,000
Revenue from use of Assets	\$0	\$0	\$0	\$0
Intergovernmental Revenue	\$2,378,552	\$3,217,225	\$4,358,908	\$4,358,908
Charges for Service	\$1,250,369	\$883,476	\$891,376	\$891,376
Miscellaneous Revenue	\$41,702	\$5,500	\$106,010	\$106,010
Other Financing Sources	\$0	\$175,000	\$100,000	\$100,000
Total Revenue	\$3,675,786	\$4,285,201	\$5,460,294	\$5,460,294
Salaries and Benefits	\$9,123,894	\$9,493,476	\$10,066,722	\$10,066,722
Services and Supplies	\$388,536	\$445,880	\$854,023	\$854,023
Other Charges	\$275,309	\$475,050	\$694,859	\$694,859
Fixed Assets				
Buildings & Improvements	\$0	\$0	\$15,221	\$15,221
Equipment	\$10,201	\$0	\$32,486	\$32,486
Other Financing Uses	\$504,104	\$0	\$0	\$0
Equity	\$0	\$0	\$0	\$0
Intrafund	\$425,844	\$225,480	\$3,000	\$3,000
Contingencies	\$0	\$0	\$0	\$0
Gross Costs	\$10,727,888	\$10,639,886	\$11,666,311	\$11,666,311
Fund Balance	\$0	\$0	\$0	\$0
Net County Cost	\$7,052,102	\$6,354,685	\$6,206,017	\$6,206,017

PROGRAM DISCUSSION

At the proposed level of funding, the Department would be required to reduce juvenile offender supervision services in order to achieve a balanced budget. However, due to the reinstatement of Juvenile Justice Crime Prevention Act (JJCPA) funds and utilization of Youthful Offender Block Grant (YOBG) funds, these services will be shifted to these revenue sources, thereby eliminating the need to decrease the level of services from the previous year.

The department is requesting approval to move \$100,000 of funding from the Prop 69 DNA Fund to cover staff costs related to the collection of required DNA samples in this budget unit.

Eight of the County's twelve labor organizations have agreed on a permanent 6% salary deduction to be effective July 1, 2012. The County is currently in negotiations with the remaining four labor groups. Twenty-one positions in this budget are represented by one of these four groups. The estimated cost of not having these agreements in place for this budget with these groups represents an increase in cost over 2011-2012 salary costs of \$69,264, which is the equivalent of one full-time position. In the absence of these Agreements, any reduction-in-force would occur as part of the Final Budget.

This budget unit is projected to have a carry-over amount of \$441,825, as a result of vacancies and hiring lag, as well as a decrease in expenditures across all categories. This carry-over will contribute to the coverage of increased costs related to an increase in employee retirement rates.

STAFFING IMPACTS

Total current authorized positions— 131

There are no recommended changes to the current level of staffing.

Total recommended authorized positions--131

RECOMMENDED PROPOSED BUDGET

It is recommended that a budget of \$11,666,311 be approved for Probation – Field Services as an interim spending plan until the Final Budget is adopted. This budget is funded from \$5,460,294 in estimated department revenue and a \$6,206,017 contribution from the General Fund. The Department assumed the additional use of approximately \$441,825 of prior year General Fund Net County Cost savings to fully fund the projected 2012-2013 budget. This Department will be negatively impacted by the lack of labor agreements and will need to address priority programs/services, staffing and the use of the fund balance savings in the Final Budget.

STANISLAUS COUNTY, CALIFORNIA
Budget Year 2012-2013



CRIMINAL JUSTICE/PUBLIC PROTECTION
Detention and Correction

PROBATION—INSTITUTIONAL SERVICES

Budget Unit 0100 0026200
 General Fund

SERVICES PROVIDED

Probation - Institutional Services encompasses the operational and staffing costs for 158 Juvenile Hall beds and the Alternative to Custody Unit including the electronic monitoring and house arrest programs. The Juvenile Hall processes 1,800 to 2,000 new arrestees per year, in addition to acting as the County's only facility currently available to the court for the secure commitment of juveniles sentenced to local custody.

The Alternative to Custody Program addresses the needs of an average 100 juveniles per month, who might otherwise be detained in Juvenile Hall at a much higher cost.

Probation - Institutional Services				
Classification	2010-2011 Actual	2011-2012 Adopted Budget	2012-2013 Requested Proposed Budget	2012-2013 Recommended Proposed Budget
Taxes	\$0	\$0	\$0	\$0
Licenses, Permits, Franchises	\$0	\$0	\$0	\$0
Fines, Forfeitures, Penalties	\$0	\$0	\$0	\$0
Revenue from use of Assets	\$0	\$0	\$0	\$0
Intergovernmental Revenue	\$1,066,039	\$1,111,229	\$1,156,700	\$1,156,700
Charges for Service	\$126,112	\$85,000	\$85,000	\$85,000
Miscellaneous Revenue	\$26,844	\$10,000	\$0	\$0
Other Financing Sources	\$0	\$100,000	\$100,000	\$100,000
Total Revenue	\$1,218,995	\$1,306,229	\$1,341,700	\$1,341,700
Salaries and Benefits	\$6,505,028	\$7,399,992	\$6,790,813	\$6,790,813
Services and Supplies	\$718,092	\$801,000	\$1,000,566	\$1,000,566
Other Charges	\$140,405	\$292,410	\$592,272	\$592,272
Fixed Assets				
Buildings & Improvements	\$0	\$0	\$19,046	\$19,046
Equipment	\$0	\$0	\$54,353	\$54,353
Other Financing Uses	\$369,674	\$0	\$0	\$0
Equity	\$0	\$0	\$0	\$0
Intrafund	\$406,685	\$309,010	\$0	\$0
Contingencies	\$0	\$0	\$0	\$0
Gross Costs	\$8,139,884	\$8,802,412	\$8,457,050	\$8,457,050
Fund Balance	\$0	\$0	\$0	\$0
Net County Cost	\$6,920,889	\$7,496,183	\$7,115,350	\$7,115,350

PROGRAM DISCUSSION

The services supported by this budget unit will continue to operate at existing levels. Increased costs associated with employee retirement will be covered by increased Juvenile Probation Camp Funding revenue and prior year fund balance.

The Department is requesting approval to move \$100,000 of funding from the Prop 69 DNA Fund to cover staff costs related to the collection of required DNA samples in this budget unit.

Eight of the County's twelve labor organizations have agreed on a permanent 6% salary deduction to be effective July 1, 2012. The County is currently in negotiations with the remaining four labor groups. Two positions in this budget are represented by one of these four groups. The estimated cost of not having these agreements in place for this budget with these groups represents an increase in cost over 2011-2012 salary costs of \$5,010, which is the equivalent of no full-time positions. In the absence of these Agreements, any reduction-in-force would occur as part of the Final Budget.

This budget unit is projected to have a carry-over amount of \$501,594, related to increased revenue that was not anticipated from Juvenile Probation Camp Funding, as well as a decrease in expenditures. This carry-over will contribute to the coverage of increased costs related to an increase in employee retirement rates.

STAFFING IMPACTS

The Department is requesting to unfund two vacant Probation Corrections Officer II positions.

Total current authorized positions— 89

It is recommended to unfund two vacant Probation Corrections Officer II positions.

Total recommended authorized positions— 87

RECOMMENDED PROPOSED BUDGET

It is recommended that a budget of \$8,457,050 be approved for Probation - Institutions as an interim spending plan until the Final Budget is adopted. This budget is funded from \$1,341,700 in estimated department revenue and a \$7,115,350 contribution from the General Fund. The Department assumed the additional use of approximately \$501,594 of prior year General Fund Net County Cost savings to fully fund the projected 2012-2013 budget. This Department will be negatively impacted by the lack of labor agreements and will need to address priority programs/services, staffing and the use of the fund balance savings in the Final Budget.

STANISLAUS COUNTY, CALIFORNIA
Budget Year 2012-2013

CRIMINAL JUSTICE/PUBLIC PROTECTION
Detention and Correction



PROBATION—JUVENILE ACCOUNTABILITY BLOCK GRANT (JABG)

Budget Unit 1764 0026365
Special Revenue Fund

SERVICES PROVIDED

Funding for the Juvenile Accountability Block Grant is provided to Stanislaus County by the State's Correction Standards Authority and is 100% dedicated to this budget. The primary goals of the grant are to hold juvenile offenders accountable for their criminal activities and to provide services and activities to assist youthful offenders in curbing their criminal behaviors. Programs supported by this funding have included a community service project and alcohol and other drugs prevention and education programs.

The Community Service Program provides an opportunity for juvenile offenders to repair harm to the community for the damage they have caused through their criminal behavior by completing community work. Community service is geared towards helping restore the community and build competencies, as well as self-esteem, for youth participants. These programs have been provided through a contract with the United Way. The cognitive behavior therapy program provides evidence-based individual and group counseling to high-risk juvenile offenders of Stanislaus County. The regimen includes curriculum specific to cognitive life skills, anger management, drug and alcohol abuse, job readiness, truancy, and the "7 Building Blocks of Change".

CASH/FUND BALANCE

As of July 1, 2012, the projected cash balance is estimated to be zero, compared to \$3,211 as of July 1, 2011. This budget is managed on a reimbursement basis and all cash is anticipated to be expended.

Probation - Juvenile Accountability Block Grant				
Classification	2010-2011 Actual	2011-2012 Adopted Budget	2012-2013 Requested Proposed Budget	2012-2013 Recommended Proposed Budget
Taxes	\$0	\$0	\$0	\$0
Licenses, Permits, Franchises	\$0	\$0	\$0	\$0
Fines, Forfeitures, Penalties	\$0	\$0	\$0	\$0
Revenue from use of Assets	\$0	\$0	\$0	\$0
Intergovernmental Revenue	\$39,346	\$0	\$0	\$0
Charges for Service	\$0	\$0	\$0	\$0
Miscellaneous Revenue	\$0	\$0	\$0	\$0
Other Financing Sources	\$0	\$0	\$0	\$0
Total Revenue	\$39,346	\$0	\$0	\$0
Salaries and Benefits	\$0	\$0	\$0	\$0
Services and Supplies	\$32,460	\$0	\$0	\$0
Other Charges	\$64	\$0	\$0	\$0
Fixed Assets	\$0	\$0	\$0	\$0
Other Financing Uses	\$0	\$0	\$0	\$0
Equity	\$0	\$0	\$0	\$0
Intrafund	\$0	\$0	\$0	\$0
Contingencies	\$0	\$0	\$0	\$0
Gross Costs	\$32,524	\$0	\$0	\$0
Fund Balance	(\$6,822)	\$0	\$0	\$0
Net County Cost	\$0	\$0	\$0	\$0

PROGRAM DISCUSSION

On June 7, 2011, the Board of Supervisors accepted funding for Fiscal Year 2011-2012 of \$47,545. The Probation Department has recently been notified that the proposed award for Fiscal Year 2012-2013 will be \$36,837. The Department will return to the Board of Supervisors by separate action to request acceptance of the grant and to establish appropriations.

STAFFING IMPACTS

Total current authorized positions— 0

RECOMMENDED PROPOSED BUDGET

It is recommended that no budget be established at this time for Budget Year 2012-2013 for Probation-Juvenile Accountability Block Grant. Once funding is awarded, the Department will return to the Board of Supervisors with a request to establish appropriations.

STANISLAUS COUNTY, CALIFORNIA
Budget Year 2012-2013



CRIMINAL JUSTICE/PUBLIC PROTECTION
Detention and Correction

PROBATION—JUVENILE JUSTICE CRIME PREVENTION ACT (JJCPA)

Budget Unit 1798 0026395
 Special Revenue Fund

SERVICES PROVIDED

The Probation Department – Juvenile Justice Crime Prevention Act (JJCPA) provides programs designed to reduce juvenile crime; hold minors accountable for their actions; enhance supervision of minors during the critical hours for juvenile crime and to prevent minors from entering the criminal justice system; and reduce the incidence of drug use amongst substance abuse/dependence involved wards.

CASH/FUND BALANCE

As of July 1, 2012, the projected cash balance is estimated to be \$1,500,000 compared to the July 1, 2011 fund balance of \$526,377. Vacancies were held in this budget unit pending further information regarding legislative extension of JJCPA funding. Funding is received quarterly, in advance of expenditures. The requested budget includes funding for eleven positions.

Probation - Juvenile Justice Crime Prevention Act				
Classification	2010-2011 Actual	2011-2012 Adopted Budget	2012-2013 Requested Proposed Budget	2012-2013 Recommended Proposed Budget
Taxes	\$0	\$0	\$0	\$0
Licenses, Permits, Franchises	\$0	\$0	\$0	\$0
Fines, Forfeitures, Penalties	\$0	\$0	\$0	\$0
Revenue from use of Assets	\$3,045	\$0	\$0	\$0
Intergovernmental Revenue	\$1,212,138	\$1,200,000	\$1,474,289	\$1,474,289
Charges for Service	\$0	\$0	\$0	\$0
Miscellaneous Revenue	\$0	\$0	\$0	\$0
Other Financing Sources	\$0	\$0	\$0	\$0
Total Revenue	\$1,215,183	\$1,200,000	\$1,474,289	\$1,474,289
Salaries and Benefits	\$871,762	\$1,496,951	\$1,136,477	\$1,136,477
Services and Supplies	\$5,189	\$30,000	\$348,975	\$348,975
Other Charges	\$10,646	\$16,960	\$475	\$475
Fixed Assets				
Equipment	\$0	\$50,000	\$0	\$0
Other Financing Uses	\$53,532	\$0	\$0	\$0
Equity	\$0	\$0	\$0	\$0
Intrafund	\$0	\$0	\$0	\$0
Contingencies	\$0	\$0	\$0	\$0
Gross Costs	\$941,129	\$1,593,911	\$1,485,927	\$1,485,927
Fund Balance	(\$274,054)	\$393,911	\$11,638	\$11,638
Net County Cost	\$0	\$0	\$0	\$0

PROGRAM DISCUSSION

This budget was previously funded with revenue from the state Vehicle License Fee (VLF) for supervision of high-risk juveniles, as well as some electronic monitoring costs. When no state action was taken to extend this funding, it expired on June 30, 2011. SB 89 restored the funding for the programs that were previously funded with VLF, using a combination of VLF and sales tax. The Probation Department has held positions vacant in this budget unit until the funding source was shown to be dependable. The funding appears to be stable and it is now appropriate to move staff into positions to carry out these duties. At this time, the department is requesting a budget that includes funding for eleven staff. One of these officers will be assigned intake and assessment duties targeted at high-risk juveniles.

Eight of the County's twelve labor organizations have agreed on a permanent 6% salary deduction to be effective July 1, 2012. The County is currently in negotiations with the remaining four labor groups. No positions in this budget are represented by one of these four groups. Not having these agreements in place for this budget does not increase salary costs for this Department.

STAFFING IMPACTS

The Department is requesting to restore one unfunded Probation Corrections Officer III position and one unfunded Probation Corrections Officer II position to be assigned to the Electronic Monitoring Program for high-risk juveniles.

Total current authorized positions— 9

It is recommended to restore one unfunded Probation Corrections Officer III position and one unfunded Probation Corrections Officer II position.

Total recommended authorized positions— 11

RECOMMENDED PROPOSED BUDGET

It is recommended that a budget of \$1,485,927 be approved for Probation – Juvenile Justice Crime Prevention Act as an interim spending plan until the Final Budget is adopted. This budget is funded from \$1,474,289 in estimated department revenue and \$11,638 contribution from fund balance.

STANISLAUS COUNTY, CALIFORNIA
Budget Year 2012-2013



CRIMINAL JUSTICE/PUBLIC PROTECTION
Detention and Correction

PROBATION—WARD WELFARE FUND

Budget Unit 1765 0026420
 Special Revenue Fund

SERVICES PROVIDED

The purpose of this program is to provide increased services to juveniles through funds received from contracted Juvenile Hall telephones service. The funds are distributed to provide for the benefit, education and welfare of the wards and detainees in Juvenile Hall, and comply with State requirements for establishing such funds.

CASH/FUND BALANCE

As of July 1, 2012, the projected cash balance is estimated to be \$292,036 compared to July 1, 2011 positive balance of \$292,037. Balances in this fund are dependent on phone usage at the Juvenile Hall and the use of this fund is determined by law.

Probation - Ward Welfare Fund				
Classification	2010-2011 Actual	2011-2012 Adopted Budget	2012-2013 Requested Proposed Budget	2012-2013 Recommended Proposed Budget
Taxes	\$0	\$0	\$0	\$0
Licenses, Permits, Franchises	\$0	\$0	\$0	\$0
Fines, Forfeitures, Penalties	\$0	\$0	\$0	\$0
Revenue from use of Assets	\$0	\$0	\$0	\$0
Intergovernmental Revenue	\$0	\$0	\$0	\$0
Charges for Service	\$0	\$0	\$0	\$0
Miscellaneous Revenue	\$31,888	\$40,000	\$40,000	\$40,000
Other Financing Sources	\$0	\$0	\$0	\$0
Total Revenue	\$31,888	\$40,000	\$40,000	\$40,000
Salaries and Benefits	\$0	\$0	\$0	\$0
Services and Supplies	\$3,105	\$20,000	\$20,000	\$20,000
Other Charges	\$41	\$0	\$0	\$0
Fixed Assets				
Buildings & Improvements	\$0	\$10,000	\$10,000	\$10,000
Equipment	\$0	\$10,000	\$10,000	\$10,000
Other Financing Uses	\$0	\$0	\$0	\$0
Equity	\$0	\$0	\$0	\$0
Intrafund	\$0	\$0	\$0	\$0
Contingencies	\$0	\$0	\$0	\$0
Gross Costs	\$3,146	\$40,000	\$40,000	\$40,000
Fund Balance	(\$28,742)	\$0	\$0	\$0
Net County Cost	\$0	\$0	\$0	\$0

PROGRAM DISCUSSION

At the proposed level of funding, the Department can maintain services provided to juvenile detainees in the Institution. This funding has been used to purchase quilts, books and recreational equipment for use in the Juvenile Hall, as prescribed by law.

STAFFING IMPACTS

Total current authorized positions— 0

RECOMMENDED PROPOSED BUDGET

It is recommended that a budget of \$40,000 be approved for Probation – Ward Welfare Fund as an interim spending plan until the Final Budget is adopted. This budget is funded from \$40,000 in estimated department revenue.

STANISLAUS COUNTY, CALIFORNIA
Budget Year 2012-2013



CRIMINAL JUSTICE/PUBLIC PROTECTION
Detention and Correction

PROBATION—YOUTHFUL OFFENDER BLOCK GRANT

Budget Unit 1698 26406
 Special Revenue Fund

SERVICES PROVIDED

Effective September 1, 2007, Senate Bill 81 and its follow up legislation Assembly Bill 191, made major revisions to the Welfare and Institutions Code and implemented what has become known as the Juvenile Justice Realignment Law. The purpose of this block grant is to enhance the capacity of the Probation Department to implement an effective continuum of services to respond to crime and delinquency. It provides resources for the custody and parole of youthful offenders to age 21.

CASH/FUND BALANCE

As of July 1, 2012, the projected fund balance is estimated to be a positive \$4 million compared to the July 1, 2011 fund balance of \$2,870,105. This funding has previously been used for one employee, however, this requested budget contains funding for five employees in the Juvenile Supervision unit.

Probation - Youthful Offender Block Grant				
Classification	2010-2011 Actual	2011-2012 Adopted Budget	2012-2013 Requested Proposed Budget	2012-2013 Recommended Proposed Budget
Taxes	\$0	\$0	\$0	\$0
Licenses, Permits, Franchises	\$0	\$0	\$0	\$0
Fines, Forfeitures, Penalties	\$0	\$0	\$0	\$0
Revenue from use of Assets	\$0	\$0	\$0	\$0
Intergovernmental Revenue	\$1,218,626	\$594,770	\$555,285	\$555,285
Charges for Service	\$0	\$0	\$0	\$0
Miscellaneous Revenue	\$0	\$0	\$0	\$0
Other Financing Sources	\$699,724	\$0	\$0	\$0
Total Revenue	\$1,918,350	\$594,770	\$555,285	\$555,285
Salaries and Benefits	\$82,007	\$589,350	\$436,240	\$436,240
Services and Supplies	\$243	\$1,000	\$110,000	\$110,000
Other Charges	\$3,419	\$4,420	\$4,045	\$4,045
Fixed Assets				
Equipment	\$0	\$0	\$5,000	\$5,000
Other Financing Uses	\$5,487	\$0	\$0	\$0
Equity	\$0	\$0	\$0	\$0
Intrafund	\$0	\$0	\$0	\$0
Contingencies	\$0	\$0	\$0	\$0
Gross Costs	\$91,156	\$594,770	\$555,285	\$555,285
Fund Balance	(\$1,827,194)	\$0	\$0	\$0
Net County Cost	\$0	\$0	\$0	\$0

PROGRAM DISCUSSION

The Youthful Offender Block Grant was established to provide resources for the custody and parole of youthful offenders up to age 21. This funding must be used for those minors who can no longer be sent to the State Division of Juvenile Justice or are at risk of being sent.

Eight of the County's twelve labor organizations have agreed on a permanent 6% salary deduction to be effective July 1, 2012. The County is currently in negotiations with the remaining four labor groups. No positions in this budget are represented by one of these four groups. Not having these agreements in place for this budget does not increase salary costs for this Department.

The requested budget will allow the Department to maintain sufficient levels of juvenile supervision officers. Five supervision officers will be funded from this budget which are allocated in Probation – Field Services.

STAFFING IMPACTS

Total current authorized positions— 1

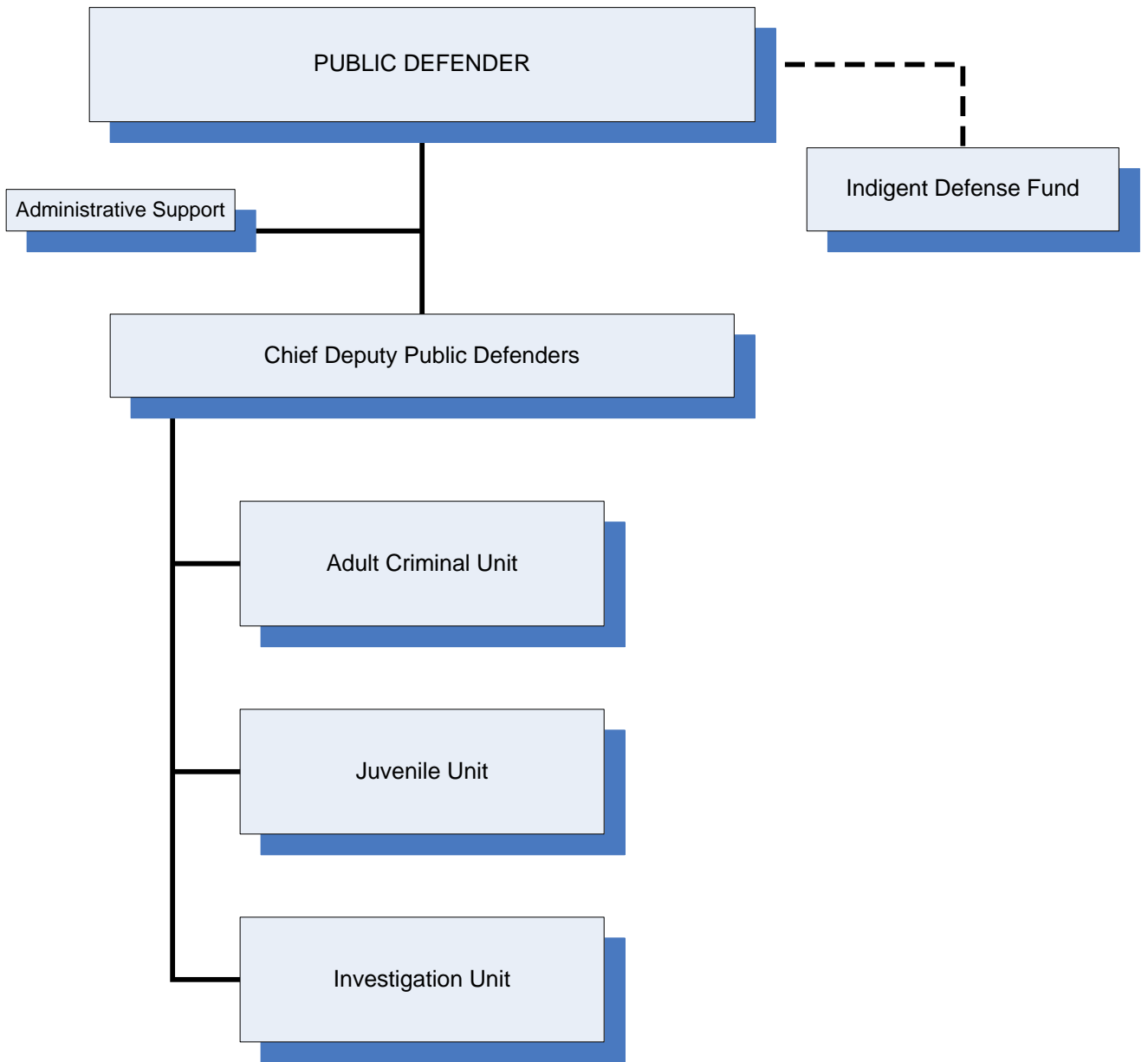
There are no recommended changes to the current level of staffing.

Total recommended authorized positions— 1

RECOMMENDED PROPOSED BUDGET

It is recommended that a budget of \$555,285 be approved for Probation – Youthful Offender Block Grant as an interim spending plan until the Final Budget is adopted. This budget is funded from \$555,285 in estimated department.

STANISLAUS COUNTY
PUBLIC DEFENDER



Revised May 2009



CRIMINAL JUSTICE/PUBLIC PROTECTION
Judicial

PUBLIC DEFENDER
Tim Bazar, Public Defender

BUDGET AT A GLANCE	
Gross Costs	\$8,463,895
Total Revenue	\$597,233
Fund Balance/Retained Earnings	\$0
Net County Cost	\$7,866,662
Total Recommended Staffing	37
% Funded by Local Discretionary Funds	92.9%

MISSION STATEMENT

The mission of the Public Defender's Office is to provide vigorous and effective representation of indigents. The Public Defender's Office duties are mandated by the United States and State of California Constitutions and Statutes enacted by the California Legislature. The Public Defender's Office represents clients accused of crimes, those involved in dependency matters, those accused of criminal contempt and people who are facing involuntary mental health commitment.

ACCOMPLISHMENTS AND OBJECTIVES

The Accomplishments and Objectives for the Public Defender for the 2012-2013 Budget Year include:

FISCAL YEAR 2011-2012 ACCOMPLISHMENTS	BUDGET YEAR 2012-2013 OBJECTIVES
◆ Provided legal representation in over 12,000 cases in the Courts of Stanislaus County.	◆ Continue to provide effective representation to our clients.

BUDGETS WITHIN THE PUBLIC DEFENDER INCLUDE:

- ◆ Public Defender
- ◆ Indigent Defense

STANISLAUS COUNTY, CALIFORNIA
Budget Year 2012-2013



CRIMINAL JUSTICE/PUBLIC PROTECTION
Judicial

PUBLIC DEFENDER

Budget Unit 0100 0027000
 General Fund

SERVICES PROVIDED

When the State or Federal law requires that an indigent person appearing in a Stanislaus County Court have legal representation, the Public Defender is appointed. The vast majority of those people who are charged with a crime in the County, except in the case of a conflict, are represented by the Public Defender's Office. These charges range from murder to driving without a license and everything in between. The Public Defender's Office is also appointed to represent those who face an involuntary conservatorship or who face a loss of parental rights in child dependency matters.

Public Defender				
Classification	2010-2011 Actual	2011-2012 Adopted Budget	2012-2013 Requested Proposed Budget	2012-2013 Recommended Proposed Budget
Taxes	\$0	\$0	\$0	\$0
Licenses, Permits, Franchises	\$0	\$0	\$0	\$0
Fines, Forfeitures, Penalties	\$0	\$0	\$0	\$0
Revenue from use of Assets	\$0	\$0	\$0	\$0
Intergovernmental Revenue	\$246,681	\$246,686	\$353,674	\$353,674
Charges for Service	\$267,235	\$290,000	\$243,353	\$243,353
Miscellaneous Revenue	\$72	\$680	\$206	\$206
Other Financing Sources	\$149,259	\$150,328	\$0	\$0
Total Revenue	\$663,247	\$687,694	\$597,233	\$597,233
Salaries and Benefits	\$5,020,746	\$4,797,948	\$4,860,735	\$4,860,735
Services and Supplies	\$185,472	\$265,519	\$265,519	\$265,519
Other Charges	\$119,662	\$147,383	\$198,501	\$198,501
Fixed Assets	\$0	\$0	\$0	\$0
Other Financing Uses	\$176,976	\$0	\$0	\$0
Equity	\$0	\$0	\$0	\$0
Intrafund	\$282,636	\$257,668	\$68,000	\$68,000
Contingencies	\$0	\$0	\$0	\$0
Gross Costs	\$5,785,492	\$5,468,518	\$5,392,755	\$5,392,755
Fund Balance	\$0	\$0	\$0	\$0
Net County Cost	\$5,122,245	\$4,780,824	\$4,795,522	\$4,795,522

PROGRAM DISCUSSION

At the proposed level of funding, the Department can maintain most if not all of the duties to which it is assigned under the law.

In the last four years the Public Defender's Office budget has been reduced by approximately 16%, going from a Net County Cost of \$5,685,911 to a proposed net cost of \$4,795,522. The number of staff employed by the office has been reduced by more than 25% during the same periods of time. In July of 2008 the Department had a staff of 49 regular employees. As of this time the Public Defender's Office is authorized to employ 37 with several of those positions held vacant to offset recent retirement cash out expenses.

In the last four years the Public Defender's Office was able to maintain its primary function of delivering vigorous representation to those accused of criminal misconduct in the courts of this community. This was possible because the need for indigent defense services has fallen over this period of time. The case load of the office has gone down almost 25% in the last four years, so that the workload of the staff has stayed fairly consistent as the number of employees has been reduced. The case load of the staff attorneys remains higher than generally accepted standards for the provision of indigent defense services, but did not reach the level at which the office would be forced to ethically refuse to take on new cases.

Unfortunately, the four year trend of reduced demand for indigent legal defense services has come to an end. The first 100 days of 2012 have seen a sharp increase in the number of felony cases in which the office was appointed to act as counsel. In January of this year the Department was appointed to 30 more new felony cases than in January of 2011 and appointed to 16 additional felony cases that involved the newly enacted Criminal Justice Realignment. In February, felony appointments increased by 162 compared to February of 2011 and there were 37 new realignment matters. In March the increase in felony cases was 94 and there were 27 realignment cases opened. The net increase for all cases appointed to the office was 282 matters. The cause of this increase in cases is difficult to determine.

Increased revenue associated with the funding of the recently enacted Criminal Justice Realignment may make it possible for the Department to fill some of the vacant positions. If that is the case it seems likely that the Department can keep up, at least in the short term, with the increasing case load.

Eight of the County's twelve labor organizations have agreed on a permanent 6% salary deduction to be effective July 1, 2012. The County is currently in negotiations with the remaining four labor groups. Thirty-three positions in this budget are represented by one of these four groups. The estimated cost of not having these agreements in place for this budget with these groups represents an increase in cost over 2011-2012 salary costs of \$143,036, which is the equivalent of two full-time positions. In the absence of these Agreements, any reduction-in-force would occur as part of the Final Budget.

STAFFING IMPACTS

Total current authorized positions— 37

There are no recommended changes to the current level of staffing.

Total recommended authorized positions-- 37

RECOMMENDED PROPOSED BUDGET

It is recommended that a budget of \$5,392,755 be approved for the Public Defender as an interim spending plan until the Final Budget is adopted. This budget is funded from \$597,233 in estimated department revenue and a \$4,795,522 contribution from the General Fund. This Department will be negatively impacted by the lack of labor agreements and will need to address priority programs/services, staffing and the use of the fund balance savings in the Final Budget.

STANISLAUS COUNTY, CALIFORNIA
Budget Year 2012-2013



CRIMINAL JUSTICE/PUBLIC PROTECTION
Judicial

PUBLIC DEFENDER—INDIGENT DEFENSE

Budget Unit 0100 0027500
 General Fund

SERVICES PROVIDED

This budget funds those costs for indigent defense that are not provided by the Public Defender's Office. When the Public Defender's Office is unable to represent an indigent individual because of a legal conflict of interest, separate counsel must be provided. For this purpose, the County contracts with two local law firms. In early March 2011, the Indigent Defense agreements were renewed for three years with the two current legal firms. Included in the new arrangements for legal services was a 10% reduction effective July 1, 2011, for a three year term through June 30, 2014. When these firms are unable to provide representation, the services of a member of the local criminal bar defense panel are retained. The cost of the yearly contract with these two firms and the panel attorneys are paid from this fund. In addition, any expert witness fees or investigation costs that arise in these cases are paid from the fund.

Public Defender - Indigent Defense				
Classification	2010-2011 Actual	2011-2012 Adopted Budget	2012-2013 Requested Proposed Budget	2012-2013 Recommended Proposed Budget
Taxes	\$0	\$0	\$0	\$0
Licenses, Permits, Franchises	\$0	\$0	\$0	\$0
Fines, Forfeitures, Penalties	\$0	\$0	\$0	\$0
Revenue from use of Assets	\$0	\$0	\$0	\$0
Intergovernmental Revenue	\$0	\$0	\$0	\$0
Charges for Service	\$0	\$0	\$0	\$0
Miscellaneous Revenue	\$0	\$0	\$0	\$0
Other Financing Sources	\$0	\$0	\$0	\$0
Total Revenue	\$0	\$0	\$0	\$0
Salaries and Benefits	\$0	\$0	\$0	\$0
Services and Supplies	\$3,389,802	\$3,071,140	\$3,071,140	\$3,071,140
Other Charges	\$0	\$0	\$0	\$0
Fixed Assets	\$0	\$0	\$0	\$0
Other Financing Uses	\$0	\$0	\$0	\$0
Equity	\$0	\$0	\$0	\$0
Intrafund	\$0	\$0	\$0	\$0
Contingencies	\$0	\$0	\$0	\$0
Gross Costs	\$3,389,802	\$3,071,140	\$3,071,140	\$3,071,140
Fund Balance	\$0	\$0	\$0	\$0
Net County Cost	\$3,389,802	\$3,071,140	\$3,071,140	\$3,071,140

PROGRAM DISCUSSION

At the proposed level of funding, the Department can maintain all the duties assigned to it. As mentioned above, last fiscal year the two local firms that provide the majority of representation under this fund agreed to a 10% reduction in the cost of their contract for services. That contract remains in effect for this fiscal year. Following a series of meetings between the Stanislaus County Superior Court Administrative staff, the Chief Executive Office, the Public Defender and members of the Stanislaus County Criminal Bar Association, the hourly rate paid to private attorneys who are appointed to represent indigent criminal defendants in cases where the Public Defender can not be appointed was

reduced. The reduction varies depending on the type of charge the defendant faces in the matter but should result in a savings to this fund of at least 5%.

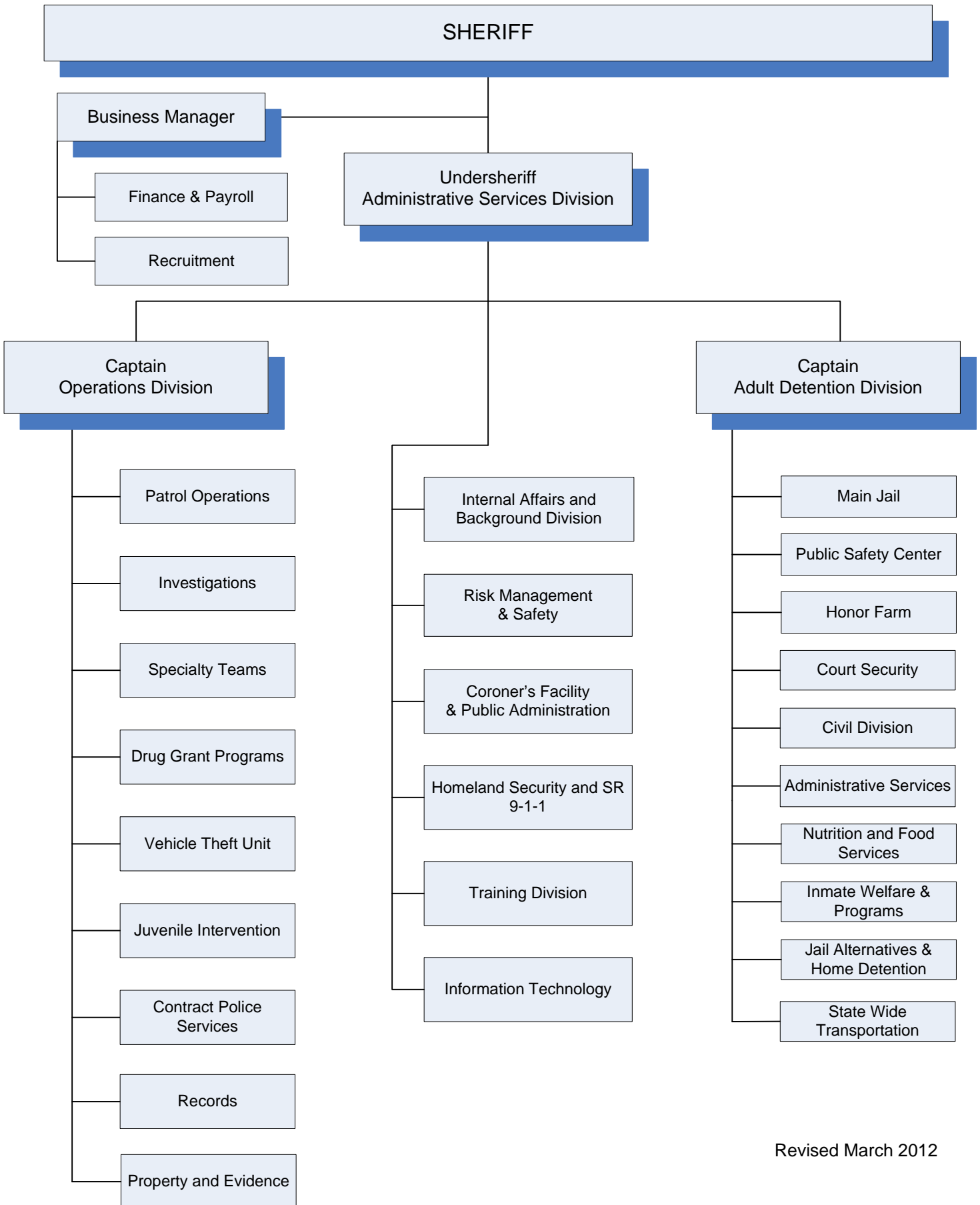
STAFFING IMPACTS

Total current authorized positions—0

RECOMMENDED PROPOSED BUDGET

It is recommended that a budget of \$3,071,140 be approved for the Public Defender – Indigent Defense budget as an interim spending plan until the Final Budget is adopted. This budget is funded from a \$3,071,140 contribution from the General Fund.

STANISLAUS COUNTY SHERIFF'S DEPARTMENT



Revised March 2012

STANISLAUS COUNTY, CALIFORNIA
Budget Year 2012-2013
CRIMINAL JUSTICE/PUBLIC PROTECTION
Police Protection



SHERIFF
Adam Christianson, Sheriff Coroner
and Public Administrator

BUDGET AT A GLANCE

Gross Costs	\$82,718,531
Total Revenue	\$28,157,489
Fund Balance/Retained Earnings	\$635,715
Net County Cost	\$53,925,327
Total Recommended Staffing	547
% Funded by Local Discretionary Funds	65.2%

MISSION STATEMENT

We, the members of the Stanislaus County Sheriff's Department, are dedicated to serve and protect the community to the highest standard of professionalism and ethical conduct by ENFORCEMENT, PREVENTION and EDUCATION in partnership throughout our community.

ACCOMPLISHMENTS AND OBJECTIVES

The Accomplishments and Objectives for the Sheriff for the 2012-2013 Budget Year include:

- ◆ Finalized design plans for a 192-bed replacement facility for beds lost in the June 2010 Honor Farm fire, to be constructed on the site of the existing Public Safety Center.
- ◆ Fully activated the provisions of Assembly Bill 109-Phase I on October 1, 2011, by expanding bed capacity at the Public Safety Center by 150 and expanding the Jail Alternatives Program to accommodate a significant early release of inmates from custodial supervision to community based programs.
- ◆ Completed an update of the Needs Assessment and Master Plan for expansion of the Public Safety Center and successfully received a State Grant under the Provisions of Assembly Bill 900 of \$80 million to expand inmate custodial/medical beds by 456.
- ◆ Used the on-line reporting module to assist the department in analyzing the need for extra patrol services in target areas throughout the County. Watch Commanders reviewed on-line reports daily looking for crime trends to more efficiently direct patrol resources to problem areas. There is an average of 149 on-line reports per month, reducing the number of patrol responses freeing deputies up for higher priority calls.
- ◆ Work in conjunction with the CEO's Office to break ground and begin construction of the 192-bed replacement facility and to facilitate expansion of inmate beds and administrative spaces under the provisions of Assembly Bill 900.
- ◆ Initiate the provisions of Assembly Bill 109-Phase II on July 1, 2012, including the re-activation of 72 beds at the Honor Farm, additional support staffing requirements and expansion of hours of service for the Jail Alternatives Unit.
- ◆ Implement street crime reduction team focusing on gangs and narcotics violations.
- ◆ Strive to reduce or eradicate the pervasive prostitution activity occurring along South 9th St. and at South 9th St. motels which act as houses of ill repute. Will work in collaboration with other law enforcement and community partnerships to accomplish this goal.
- ◆ Ensure all field training officers, supervisors and managers attend County and/or P.O.S.T., supervisory courses to minimize agency and County risk and to further develop staff for career advancement.

FISCAL YEAR 2011-2012 ACCOMPLISHMENTS	BUDGET YEAR 2012-2013 OBJECTIVES
<ul style="list-style-type: none"> ◆ Successfully staffed Patrol beats with seven or more deputies per shift in the unincorporated areas. The use of overtime funds has been used to accomplish this goal. ◆ Used overtime funds during the summer months to support directed gang suppression patrols. The gang suppression patrols helped the Department to gather valuable gang intelligence while incarcerating habitual offenders who were either gang members or associates thereof. ◆ Strengthened the Community Deputy Program by consolidating the four Sheriff's Department community deputies into one synergistic "Crime Reduction Team." The deputies still patrol and monitor their assigned communities. More importantly, the deputies collaborate with each other, the community, and other public safety partners to address high priority policing issues and other quality of life issues in the community. 	

BUDGETS WITHIN THE SHERIFF'S DEPARTMENT INCLUDE:

- ◆ Administration
- ◆ CAL ID Program
- ◆ CAL-MMET Program
- ◆ Civil Process Fee
- ◆ Contract Cities
- ◆ Court Security
- ◆ Dedicated Funds
- ◆ Detention
- ◆ Driver Training Program
- ◆ Jail Commissary/Inmate Welfare
- ◆ Justice Assistance Grant
- ◆ Operations
- ◆ Vehicle Theft Unit

STANISLAUS COUNTY, CALIFORNIA
Budget Year 2012-2013
CRIMINAL JUSTICE/PUBLIC PROTECTION
Police Protection



SHERIFF—ADMINISTRATION

Budget Unit 0100 0028100
 General Fund

SERVICES PROVIDED

The Administrative Division of the Sheriff's Department provides for the management, policy direction and oversight of all functions of the Sheriff's Department including specific responsibility for professional standards, human resources, recruitment, labor agreements, compliance, internal affairs, personnel matters, purchasing, payroll, accounting, budgeting, grant and contract management and information technology.

Overall the Sheriff's Department's General Fund budgets include Administration, Detention, Operations, Court Security, Contract Cities and a number of Special Revenue Fund budgets for specific funding purposes as well as the Jail Commissary/Inmate Welfare budget in the Enterprise Fund.

Sheriff - Administration				
Classification	2010-2011 Actual	2011-2012 Adopted Budget	2012-2013 Requested Proposed Budget	2012-2013 Recommended Proposed Budget
Taxes	\$0	\$0	\$0	\$0
Licenses, Permits, Franchises	\$0	\$0	\$0	\$0
Fines, Forfeitures, Penalties	\$0	\$0	\$0	\$0
Revenue from use of Assets	\$0	\$0	\$0	\$0
Intergovernmental Revenue	\$27,237	\$0	\$0	\$0
Charges for Service	\$131,523	\$106,865	\$105,154	\$105,154
Miscellaneous Revenue	\$1,050	\$0	\$0	\$0
Other Financing Sources	\$0	\$0	\$0	\$0
Total Revenue	\$159,810	\$106,865	\$105,154	\$105,154
Salaries and Benefits	\$2,783,247	\$2,597,098	\$2,730,651	\$2,730,651
Services and Supplies	\$506,130	\$625,959	\$649,302	\$649,302
Other Charges	\$211,355	\$266,192	\$282,081	\$282,081
Fixed Assets				
Equipment	(\$32)	\$38,000	\$38,000	\$38,000
Other Financing Uses	\$94,327	\$0	\$0	\$0
Equity	\$0	\$0	\$0	\$0
Intrafund	\$105,770	\$19,800	\$0	\$0
Contingencies	\$0	\$0	\$0	\$0
Gross Costs	\$3,700,797	\$3,547,049	\$3,700,034	\$3,700,034
Fund Balance	\$0	\$0	\$0	\$0
Net County Cost	\$3,540,987	\$3,440,184	\$3,594,880	\$3,594,880

PROGRAM DISCUSSION

At the proposed level of funding, the Department can maintain basic administrative services for the entire Department. For the department to manage cost increases during Budget Year 2012-2013, \$804,491 of carryover savings from 2009-2011 will be used to balance budget.

The Sheriff's Department plans to carry forward 100% of the Net County Cost saving that was generated in the Administration, Detention, Court Security, Contract Cities and Operations budgets during Fiscal Year 2009-2010 and 2010-2011 and has identified savings in Fiscal Year 2011-2012 eligible for a 75% carry forward.

\$1,161,912 – Actual carry forward 2009-2010 at 100%
\$2,275,758 – Actual carry forward 2010-2011 at 100%
\$3,437,670 – Total Carry forward 2009-2011 at 100%
\$ 750,000 – Estimated carry forward 2011-2012 at 75% (1,000,000*75%)
\$4,187,670 – Estimated carry forward 2009-2012

A portion of the carry forward will be used to offset cost increases for retirement, general liability insurance, fuel, utilities and several new positions for the information technology department and the Sheriff's Team Investigating Narcotics and Gangs (STING) Unit. The carry forward will be budgeted in the following budget units, anticipating a \$1.3 million remainder for Budget Year 2013-2014:

\$ 804,491 – Administration
\$1,277,775 – Detention
\$ 790,731 – Operations
\$2,872,997 – Total budgeted carry forward

Eight of the County's twelve labor organizations have agreed on a permanent 6% salary deduction to be effective July 1, 2012. The County is currently in negotiations with the remaining four labor groups. 125 positions in the Sheriff's budget are represented by one of these four groups. The estimated cost of not having these agreements in place for this budget with these groups represents an increase in cost over 2011-2012 salary costs of \$482,939, which is the equivalent of five to six full-time positions. In the absence of these Agreements, any reductions-in-force would likely occur as part of the Final Budget. This expense is broken down as follows:

\$ 83,026 - Administration (General Fund)
\$ 20,171 - Contract City of Riverbank (General Fund Contract Services)
\$ 25,612 - Contract City of Patterson (General Fund Contract Services)
\$ 3,226 - Contract City of Waterford (General Fund Contract Services)
\$ 3,226 - Contract City of Hughson (General Fund Contract Services)
\$ 17,772 - Courts (General Fund)
\$165,348 - Detention (General Fund)
\$152,516 - Operations (General Fund)
\$ 2,947 - Cal-ID (Special Revenue Fund)
\$ 9,094 - Inmate Welfare (Enterprise Fund)
\$482,939 - Estimated salary increase for non-negotiated bargaining units

On November 8, 2011, the Board approved agenda item 2011-695 accepting the Sheriff's request to continue receiving a 10% deduction to his salary effective July 1, 2012 through June 30, 2014.

STAFFING IMPACTS

The Department is requesting to add an Undersheriff position to the Administration Budget to assist the Sheriff in all matters of department supervision and administration. This position was previously filled and deleted on March 12, 2011. The Department is also requesting to transfer in one Lieutenant position from the Operations Budget.

The Department is requesting one new Software Developer/Analyst III position and one new Systems Engineer II position due to the implementation of AB 109 resulting in increased services required by Adult Detention. It is recommended to further review this request at Final Budget.

The Chief Executive Office previously received a request to complete classification studies of one Administrative Clerk II position and one Accounting Technician position. The studies have been completed and based on the job duties and responsibilities of the positions, a recommendation to reclassify the positions are being made.

Total current authorized positions—24

It is recommended to add one Undersheriff position to the Administration Budget. It is also recommended to transfer in one Lieutenant position from the Operations Budget. In addition, it is recommended to reclassify one Administrative Clerk II position upward to an Account Clerk III and reclassify one Accounting Technician position downward to a Confidential Assistant II.

Total recommended authorized positions—26

RECOMMENDED PROPOSED BUDGET

It is recommended that a budget of \$3,700,034 be approved for the Sheriff – Administration budget as an interim spending plan until the Final Budget is adopted. This budget is funded from \$105,154 in estimated department revenue and a \$3,594,880 contribution from the General Fund. The department assumed the additional use of approximately \$804,491 of prior year General Fund Net County Cost savings to fully fund the projected 2012-2013 budget. This budget will be negatively impacted by the lack of labor agreements and will need to address priority services, staffing and the use of the fund balance savings in the Final Budget.

STANISLAUS COUNTY, CALIFORNIA
Budget Year 2012-2013
CRIMINAL JUSTICE/PUBLIC PROTECTION
Other Protection



SHERIFF—CAL ID PROGRAM

Budget Unit 1703 0028600
 Special Revenue Fund

SERVICES PROVIDED

The Sheriff's California Identification Program (CAL-ID) is a statewide fingerprint identification system that is monitored by the Department of Justice. This identification system is currently being expanded to include both fingerprint and mug shot communication with officers in the field, the Sheriff's Department Records Division and the State of California. A Joint Powers Agreement between the County's nine cities and the County is in place. The governing board is the Remote Access Network (RAN). The RAN Board is comprised of law enforcement officials from agencies within the County and a member from the Board of Supervisors.

CASH/FUND BALANCE

As of July 1, 2012, the projected cash balance is estimated to be a positive \$101,193 compared to the July 1, 2011, positive balance of \$88,704. The fund balance in this budget is projected to be a positive \$101,193 and is consistent with the cash balance. The 14% increase is due to a decrease in expenditures.

Sheriff - CAL ID Program				
Classification	2010-2011 Actual	2011-2012 Adopted Budget	2012-2013 Requested Proposed Budget	2012-2013 Recommended Proposed Budget
Taxes	\$0	\$0	\$0	\$0
Licenses, Permits, Franchises	\$0	\$0	\$0	\$0
Fines, Forfeitures, Penalties	\$0	\$0	\$0	\$0
Revenue from use of Assets	\$2,093	\$0	\$0	\$0
Intergovernmental Revenue	\$423,413	\$415,000	\$415,000	\$415,000
Charges for Service	\$0	\$0	\$0	\$0
Miscellaneous Revenue	\$0	\$0	\$0	\$0
Other Financing Sources	\$41,495	\$0	\$0	\$0
Total Revenue	\$467,001	\$415,000	\$415,000	\$415,000
Salaries and Benefits	\$92,201	\$66,972	\$67,295	\$67,295
Services and Supplies	\$573,624	\$402,238	\$444,061	\$444,061
Other Charges	\$3,810	\$5,790	\$4,837	\$4,837
Fixed Assets				
Equipment	\$44,025	\$0	\$0	\$0
Other Financing Uses	\$2,473	\$0	\$0	\$0
Equity	\$0	\$0	\$0	\$0
Intrafund	\$0	\$0	\$0	\$0
Contingencies	\$0	\$0	\$0	\$0
Gross Costs	\$716,133	\$475,000	\$516,193	\$516,193
Fund Balance	\$249,132	\$60,000	\$101,193	\$101,193
Net County Cost	\$0	\$0	\$0	\$0

PROGRAM DISCUSSION

At the proposed level of funding, the Sheriff's California Identification Program (CAL-ID) can maintain existing assets and support the County's LiveScan and Automated Fingerprint Identification System (AFIS). Appropriations are used to purchase minimal equipment, maintain the equipment purchased in prior years as well as fund a Systems Technician to support the program. This program is funded by State revenue from Vehicle License Fees. Last year a critical project was completed that placed Live Scan Machines and Mug Photo Stations in all of the municipal police departments and in the Sheriff's Department to handle misdemeanor bookings in the field without having law enforcement officers spend time transporting and booking the arrestees at the jail, just to be booked and released on a citation. This has promoted efficiency throughout the law enforcement community and saved on booking costs and workload in the detention facilities.

STAFFING IMPACTS

Total current authorized positions—1

There are no recommended changes to the current level of staffing.

Total recommended authorized positions— 1

RECOMMENDED PROPOSED BUDGET

It is recommended that a budget of \$516,193 be approved for the Sheriff – Cal ID Program. This budget is funded from \$415,000 in estimated department revenue and \$101,193 in department fund balance.

STANISLAUS COUNTY, CALIFORNIA
Budget Year 2012-2013
CRIMINAL JUSTICE/PUBLIC PROTECTION
Police Protection



SHERIFF—CAL-MMET PROGRAM

Budget Unit 1780 0028889
 Special Revenue Fund

SERVICES PROVIDED

The California Multi-jurisdictional Methamphetamine Enforcement Taskforce (Cal-MMET) is funded by the State Office of Emergency Management Agency (Cal-EMA) formerly the State Office of Homeland Security/Office of Emergency Services and was originally planned to cover a three-year period. (This grant was funded previously by the Office of Criminal Justice Planning.) This program combats multi-drug trafficking and manufacturing organizations in Stanislaus County and the Central Valley of California.

CASH/FUND BALANCE

As of July 1, 2012, the projected cash balance is estimated to be a positive \$119,345 compared to the July 1, 2011, negative balance of \$143,961. The increase is due to the receipt of additional Cal-MMET funding and the time lapse necessary to reinstate the task force.

As of July 1, 2012, the projected fund balance is estimated to be a positive \$119,345 compared to the July 1, 2011, balance of \$555. The increase is due to the reinstatement of the Cal-MMET program.

Sheriff - CAL-MMET				
Classification	2010-2011 Actual	2011-2012 Adopted Budget	2012-2013 Requested Proposed Budget	2012-2013 Recommended Proposed Budget
Taxes	\$0	\$0	\$0	\$0
Licenses, Permits, Franchises	\$0	\$0	\$0	\$0
Fines, Forfeitures, Penalties	\$0	\$0	\$0	\$0
Revenue from use of Assets	\$0	\$0	\$0	\$0
Intergovernmental Revenue	\$400,111	\$0	\$702,663	\$702,663
Charges for Service	\$1,766	\$0	\$0	\$0
Miscellaneous Revenue	\$0	\$0	\$0	\$0
Other Financing Sources	\$0	\$0	\$0	\$0
Total Revenue	\$401,877	\$0	\$702,663	\$702,663
Salaries and Benefits	\$189,839	\$0	\$416,056	\$416,056
Services and Supplies	\$72,392	\$0	\$128,630	\$128,630
Other Charges	\$118,481	\$0	\$157,977	\$157,977
Fixed Assets				
Equipment	\$9,755	\$0	\$0	\$0
Other Financing Uses	\$11,410	\$0	\$0	\$0
Equity	\$0	\$0	\$0	\$0
Intrafund	\$0	\$0	\$0	\$0
Contingencies	\$0	\$0	\$0	\$0
Gross Costs	\$401,877	\$0	\$702,663	\$702,663
Fund Balance	\$0	\$0	\$0	\$0
Net County Cost	\$0	\$0	\$0	\$0

PROGRAM DISCUSSION

At the proposed level of funding, the Department will be able to continue the Cal-MMET program. Because of the uncertainty surrounding the Vehicle License Fee (VLF) funding source of Cal-MMET, no budget was established going into Fiscal Year 2011-2012. Assembly Bill 118 was signed by Governor Brown on June 30, 2011, which established the Local Safety and Protection Account fund and solidified the revenue sources that are used to fund this program. The Sheriff returned to the Board of Supervisors in October of 2011 for approval to re-establish the Cal-MMET budget for \$702,663 which was to be an annual allocation contingent on revenue generated from a combination of VLF and a Special Fund Sales Tax. For Budget Year 2012-2013, the Cal-MMET program funds the cost of one Sergeant and two Deputy Sheriffs from the Sheriff's Department, a Criminal Investigator in the District Attorney's Office, and a Modesto Police Department Investigator. Cal-MMET works in partnership with the Stanislaus/San Joaquin initiative of the Central Valley High Intensity Drug Trafficking Area (HIDTA) and the Stanislaus Drug Enforcement Agency (SDEA). The purpose of the program is to reduce the manufacturing, trafficking, and distribution of methamphetamine, precursor chemicals, and other dangerous drugs by attacking and dismantling the large-scale and often violent organizations responsible through the implementation of cooperative and innovative strategies.

STAFFING IMPACTS

Total current authorized positions—3

There are no recommended changes to the current level of staffing.

Total recommended authorized positions— 3

RECOMMENDED PROPOSED BUDGET

It is recommended that a budget of \$702,663 be approved for the Sheriff – Cal-MMET Program. This budget is funded from \$702,663 in estimated department revenue through a grant from the State Office of Emergency Management Agency (Cal-EMA).

STANISLAUS COUNTY, CALIFORNIA
Budget Year 2012-2013
CRIMINAL JUSTICE/PUBLIC PROTECTION
Police Protection



SHERIFF—CIVIL PROCESS FEE

Budget Unit 1768 0028840
 Special Revenue Fund

SERVICES PROVIDED

The Sheriff's Civil Process Fee Division provides timely and accurate civil process service to the citizens of Stanislaus County. This fund is mandated by Government Code Section 26720-26751 and is to be used solely for technical equipment and vehicles for the Civil Division. Revenue is generated through the process and service of court documents.

CASH/FUND BALANCE

As of July 1, 2012, the projected cash balance is estimated to be a positive \$1,275,329 compared to the July 1, 2011, positive balance of \$1,033,079. The fund balance in this budget is projected to be a positive \$1,275,329 and is consistent with the cash balance. The increase is due to an increase in State revenue and decreased expenditures.

Sheriff - Civil Process Fee				
Classification	2010-2011 Actual	2011-2012 Adopted Budget	2012-2013 Requested Proposed Budget	2012-2013 Recommended Proposed Budget
Taxes	\$0	\$0	\$0	\$0
Licenses, Permits, Franchises	\$0	\$0	\$0	\$0
Fines, Forfeitures, Penalties	\$0	\$0	\$0	\$0
Revenue from use of Assets	\$0	\$0	\$0	\$0
Intergovernmental Revenue	\$0	\$0	\$0	\$0
Charges for Service	\$312,098	\$235,000	\$300,000	\$300,000
Miscellaneous Revenue	\$0	\$0	\$0	\$0
Other Financing Sources	\$0	\$0	\$0	\$0
Total Revenue	\$312,098	\$235,000	\$300,000	\$300,000
Salaries and Benefits	\$0	\$0	\$0	\$0
Services and Supplies	\$17,268	\$47,550	\$47,000	\$47,000
Other Charges	\$432	\$230	\$2,016	\$2,016
Fixed Assets	\$0	\$0	\$0	\$0
Other Financing Uses	\$91,840	\$40,000	\$175,000	\$175,000
Equity	\$0	\$0	\$0	\$0
Intrafund	\$0	\$0	\$0	\$0
Contingencies	\$0	\$0	\$0	\$0
Gross Costs	\$109,540	\$87,780	\$224,016	\$224,016
Fund Balance	(\$202,558)	(\$147,220)	(\$75,984)	(\$75,984)
Net County Cost	\$0	\$0	\$0	\$0

PROGRAM DISCUSSION

At the proposed level of funding, the Civil Process Fee Division can maintain the existing level of services. The revenue for this budget is customer driven. As the number of civil process papers and orders come from the Court, there is a direct increase/decrease in the revenue collected by the civil office for Civil Process Fee. A portion of the fees collected for civil process are deposited into a

separate fund and used exclusively for the purchase and maintenance of automation equipment. The Civil Process Fee will fund the purchase of three (3) vehicles used in the Civil Division.

STAFFING IMPACTS

Total current authorized positions—0

RECOMMENDED PROPOSED BUDGET

It is recommended that a budget of \$224,016 be approved for the Sheriff – Civil Process Fee budget. This budget is funded from \$300,000 in estimated department revenue received from charges set forth in the Civil Code Procedures for the service of civil process and disbursement of fees collected. This will result in a positive contribution to fund balance of \$75,984.

STANISLAUS COUNTY, CALIFORNIA
Budget Year 2012-2013
CRIMINAL JUSTICE/PUBLIC PROTECTION
Police Protection



SHERIFF—CONTRACT CITIES

Budget Unit 0100 0028239
General Fund

SERVICES PROVIDED

Through the Sheriff – Contract Cities budget the Sheriff provides contractual law enforcement services for the cities of Riverbank, Patterson, Waterford and Hughson. The contracts fund police services and all general law enforcement services as specified in the respective contract with each city. Each city government, in partnership with the Sheriff's Department, establishes the level of service to be provided. Law enforcement services are based upon a philosophy of community oriented policing which is the foundation to ensure and maintain a safe community for the residents of and visitors to Stanislaus County.

Hughson Police Services

In September of 2001 the City of Hughson entered into an agreement for the County of Stanislaus to provide law enforcement services for the City of Hughson. On September 13, 2011, this agreement was extended for an additional two-year term, expiring in June 2013.

Both full-time and extra-help employees of the Stanislaus County Sheriff's Department staff Hughson Police Services. The City funds 22% of the Lieutenant who serves as the police chief and is shared with the City of Waterford, which picks up 33% of the salary. The remaining 11% of Hughson's portion is funded by the County General Fund. Five deputy sheriff positions and one legal clerk are fully funded by the City of Hughson.

The City of Hughson adopted their General Plan for the City on December 12, 2005. At that time the City expressed a desire to increase their staffing ratio from .85 to 1.3 field officers per 1,000 residents to meet the needs of the projected growth in population. Due to the dramatic decrease in residential assessed values, and as a result of the housing market decline in California, the projected build-out within the City of Hughson will not occur until the housing market has recovered.

Patterson Police Services

In July of 1998 the City of Patterson entered into an agreement for the County of Stanislaus to provide law enforcement services for the City of Patterson. On September 30, 2008, this agreement was extended for an additional five-year term, expiring in June 2013.

Both full-time and extra-help employees of the Stanislaus County Sheriff's Department staff Patterson Police Services. The Lieutenant who serves as the police chief is 50% funded by the City of Patterson and 50% funded from the County General Fund. The remaining 24 positions are fully funded by the City of Patterson and include two sergeants, twelve deputy sheriffs, five detectives, one school resource officer, one community services officer and three legal clerks.

Since 1998 the City of Patterson has grown from a population of 10,300 to its current population of 20,875. For several years the City of Patterson led the County in growth, resulting in additional Sheriff's Department personnel being requested by the City. Language in the agreement requires the City to maintain a minimum policing ratio of .85 officers per 1,000 residents. After a review of its law enforcement staffing needs the City has determined they desire a policing ratio of 1.5 officers per 1,000 residents and will work toward achieving that goal over a period of several years.

Today, Patterson continues to take pride in their rich heritage while promoting balanced growth in a well planned community. New neighborhoods blend well with the historical homes of Patterson's past. Commercial and industrial growth also meets design guidelines which enhance the community.

Riverbank Police Services

In 1995, the City of Riverbank entered into an agreement for the County of Stanislaus to provide law enforcement services for the City. On July 1, 2005, this agreement was extended for an additional five-year term, expiring in June 2010. A new agreement was entered into for the period from July 1, 2010 through June 30, 2015.

Both full-time and extra-help employees of the Stanislaus County Sheriff's Department staff Riverbank Police Services. The City of Riverbank fully funds the 27 positions assigned as part of the Contract Cities budget. Included are a Lieutenant who serves as the police chief, two sergeants, fourteen deputy sheriffs, three detectives, one community services officer and six administrative staff.

The City has the goal of attaining a ratio of 1.25 law enforcement officers per 1,000 residents. Currently, based on a population of 22,000, the Riverbank Police Services law enforcement staffing level is .95 per 1,000 residents. Current staffing levels will still allow the Sheriff's Department to effectively deliver law enforcement services to the community through the effective deployment of resources.

Waterford Police Services

In July of 1998 the City of Waterford entered into an agreement for the County of Stanislaus to provide law enforcement services for the City of Waterford. On September 30, 2008, this agreement was extended for an additional five-year term, expiring in June 2013.

Both full time and extra help employees of the Stanislaus County Sheriff's Department staff Waterford Police Services. Of the twelve positions assigned to the City of Waterford, seven deputy sheriffs, one zoning officer and two administrative positions are fully funded by the City. One Sergeant position is 50% funded by the City and the County General Fund contributes the remaining 50%. The Lieutenant, who serves as the police chief, is shared with the City of Hughson. The five-year extension to the service agreement recommended that the City of Waterford pay 33% of the Chief's salary by the fifth year of the new extension. On September 13, 2011, the City of Waterford amended the contract to share a Chief with the City of Hughson and will pay 33% of the Chief's salary as long as the two Cities share a Chief. The City of Hughson pays 22% of the salary with 11% funded by the County General Fund.

The City of Waterford is not planning on any additional staff or resources for Budget Year 2012-2013. The City is also in the implementation process of a 20 to 25 year general plan. In this plan the City has expressed an interest in increasing the policing ratio to reflect industry standards and may ask that the ratio be increased as high as two officers per 1,000 residents. Growth in the City of Waterford is expected to continue and will impact the need for additional law enforcement personnel and support services.

Sheriff - Contract Cities				
Classification	2010-2011 Actual	2011-2012 Adopted Budget	2012-2013 Requested Proposed Budget	2012-2013 Recommended Proposed Budget
Taxes	\$0	\$0	\$0	\$0
Licenses, Permits, Franchises	\$0	\$0	\$0	\$0
Fines, Forfeitures, Penalties	\$0	\$0	\$0	\$0
Revenue from use of Assets	\$0	\$0	\$0	\$0
Intergovernmental Revenue	\$385,517	\$430,190	\$134,530	\$134,530
Charges for Service	\$8,145,903	\$9,135,774	\$9,677,599	\$9,677,599
Miscellaneous Revenue	\$0	\$0	\$0	\$0
Other Financing Sources	\$55,651	\$0	\$0	\$0
Total Revenue	\$8,587,071	\$9,565,964	\$9,812,129	\$9,812,129
Salaries and Benefits	\$6,945,910	\$7,984,410	\$7,940,625	\$7,940,625
Services and Supplies	\$243,808	\$367,119	\$1,269,832	\$1,269,832
Other Charges	\$1,262,499	\$1,441,710	\$578,638	\$578,638
Fixed Assets				
Equipment	\$60,145	\$16,000	\$106,000	\$106,000
Other Financing Uses	\$388,876	\$0	\$0	\$0
Equity	\$0	\$0	\$0	\$0
Intrafund	\$16,016	\$28,500	\$33,500	\$33,500
Contingencies	\$0	\$0	\$0	\$0
Gross Costs	\$8,917,254	\$9,837,739	\$9,928,595	\$9,928,595
Fund Balance	\$0	\$0	\$0	\$0
Net County Cost	\$330,183	\$271,775	\$116,466	\$116,466

PROGRAM DISCUSSION

At the proposed level of funding, the Sheriff's contracts with the cities of Riverbank, Patterson, Waterford, and Hughson for law enforcement services will be fully funded. The Net County Cost allocated to this Budget Unit includes funding for 50% of the Patterson Chief of Police and 11% of the Chief of Police shared by the City of Waterford and the City of Hughson.

STAFFING IMPACTS

The Department is requesting to reclassify one filled Legal Clerk IV position for the City of Patterson Police Services. It is recommended to study the position.

Total current authorized positions—65

There are no recommended changes to the current level of staffing.

Total recommended authorized positions—65

RECOMMENDED PROPOSED BUDGET

It is recommended that a budget of \$9,928,595 be approved for the Sheriff – Contract Cities budget as an interim spending plan until the Final Budget is adopted. This budget is funded from \$9,812,129 in estimated department revenue and a \$116,466 contribution from the General Fund. This budget will be negatively impacted by the lack of labor agreements and will need to address priority services, staffing and the use of the fund balance savings in the Final Budget.

STANISLAUS COUNTY, CALIFORNIA
Budget Year 2012-2013
CRIMINAL JUSTICE/PUBLIC PROTECTION
Police Protection



SHERIFF—COURT SECURITY

Budget Unit 0100 0028370
 General Fund

SERVICES PROVIDED

The Sheriff provides security to the Superior Court of Stanislaus County as required by State Assembly Bill 118 (AB 118) which requires each county treasurer, city and county treasurer, or other appropriate officer to create a County Local Revenue Fund 2011. Chapter 6.3 Section 30025(f)(3) requires the monies in the Trial Court Security Account be used exclusively to fund trial court security provided by county sheriffs. These security services are provided to the Court in the Main Courthouse and other Court facilities including juvenile. Services include the movement and security of inmates to and from the facilities and while in the courtrooms. Access to the courts is controlled by the use of metal detectors and staffed by members of this budget. This budget includes security services provided to the Family Court that is funded by Child Support Services.

Sheriff - Court Security				
Classification	2010-2011 Actual	2011-2012 Adopted Budget	2012-2013 Requested Proposed Budget	2012-2013 Recommended Proposed Budget
Taxes	\$0	\$0	\$0	\$0
Licenses, Permits, Franchises	\$0	\$0	\$0	\$0
Fines, Forfeitures, Penalties	\$0	\$0	\$0	\$0
Revenue from use of Assets	\$0	\$0	\$0	\$0
Intergovernmental Revenue	\$0	\$0	\$4,597,993	\$4,597,993
Charges for Service	\$3,530,604	\$3,929,482	\$35,412	\$35,412
Miscellaneous Revenue	\$0	\$0	\$0	\$0
Other Financing Sources	\$0	\$0	\$0	\$0
Total Revenue	\$3,530,604	\$3,929,482	\$4,633,405	\$4,633,405
Salaries and Benefits	\$3,324,897	\$3,913,482	\$4,614,405	\$4,614,405
Services and Supplies	\$10,027	\$16,000	\$19,000	\$19,000
Other Charges	\$47,906	\$114,180	\$135,665	\$135,665
Fixed Assets	\$0	\$0	\$0	\$0
Other Financing Uses	\$195,787	\$0	\$0	\$0
Equity	\$0	\$0	\$0	\$0
Intrafund	\$53,684	\$37,254	\$52,598	\$52,598
Contingencies	\$0	\$0	\$0	\$0
Gross Costs	\$3,632,301	\$4,080,916	\$4,821,668	\$4,821,668
Fund Balance	\$0	\$0	\$0	\$0
Net County Cost	\$101,697	\$151,434	\$188,263	\$188,263

PROGRAM DISCUSSION

At this level of funding, the Sheriff's Court Security Division will continue to provide the Stanislaus County Superior Court with security services as mandated by Assembly Bill 118 (AB 118). Certain overhead costs are not allowable expenses that can be charged under the Trial Court Funding Act of 1997 Rule of the Court 810 and are reflected as part of the Net County Cost of \$188,263.

STAFFING IMPACTS

Total current authorized positions— 39

There are no recommended changes to the current level of staffing.

Total recommended authorized positions— 39

RECOMMENDED PROPOSED BUDGET

It is recommended that a budget of \$4,821,668 be approved for the Sheriff – Court Security budget. This budget is funded from \$4,633,405 in estimated department revenue and a \$188,263 contribution from the General Fund.

STANISLAUS COUNTY, CALIFORNIA
Budget Year 2012-2013
CRIMINAL JUSTICE/PUBLIC PROTECTION
Police Protection



SHERIFF—DEDICATED FUNDS

Budget Unit 1743 0028869
 Special Revenue Fund

SERVICES PROVIDED

This budget is used for special programs and equipment purchases funded by a dedicated source of revenue received from developer fees, a California Environmental Quality Act (CEQA) mitigation fee of \$339 that is collected on each new single family dwelling in the unincorporated area of the County.

CASH/FUND BALANCE

As of July 1, 2012, the projected cash balance is estimated to be a positive \$322,850 compared to the July 1, 2011, positive balance of \$321,494. The fund balance in this budget is projected to be a positive \$322,850 and is consistent with the cash balance. The fund balance is expected to be used in Budget Year 2012-2013 towards the purchase of 60 mobile computers for the patrol cars. These will replace outdated computers currently used in the patrol cars.

Sheriff - Dedicated Funds				
Classification	2010-2011 Actual	2011-2012 Adopted Budget	2012-2013 Requested Proposed Budget	2012-2013 Recommended Proposed Budget
Taxes	\$0	\$0	\$0	\$0
Licenses, Permits, Franchises	\$0	\$0	\$0	\$0
Fines, Forfeitures, Penalties	\$0	\$0	\$0	\$0
Revenue from use of Assets	\$0	\$0	\$0	\$0
Intergovernmental Revenue	\$0	\$0	\$0	\$0
Charges for Service	\$339	\$0	\$2,150	\$2,150
Miscellaneous Revenue	\$0	\$0	\$0	\$0
Other Financing Sources	\$0	\$0	\$0	\$0
Total Revenue	\$339	\$0	\$2,150	\$2,150
Salaries and Benefits	\$0	\$0	\$0	\$0
Services and Supplies	\$0	\$0	\$0	\$0
Other Charges	\$0	\$147,580	\$325,000	\$325,000
Fixed Assets	\$0	\$0	\$0	\$0
Other Financing Uses	\$0	\$0	\$0	\$0
Equity	\$0	\$0	\$0	\$0
Intrafund	\$0	\$0	\$0	\$0
Contingencies	\$0	\$0	\$0	\$0
Gross Costs	\$0	\$147,580	\$325,000	\$325,000
Fund Balance	(\$339)	\$147,580	\$322,850	\$322,850
Net County Cost	\$0	\$0	\$0	\$0

PROGRAM DISCUSSION

At the proposed level of funding, the Department can fund the purchase of 60 mobile computers for patrol vehicles in the Operations Legal Budget Unit by utilizing fund balance along with revenue generated. An additional \$95,000 from general fund allocations will be combined with this budget to cover the total cost of the computers. The Sheriff's Department instituted the concept of laptop

computers in patrol vehicles several years ago. This continues to be an effective tool for law enforcement. These are specialized computers, equipped to function in the most difficult of environments. The Department has approximately 60 vehicles that either have computers, monitors and keyboards that are in need of replacement or do not have a computer. In addition to the computers, the vehicles need to be equipped with center consoles and ergonomic swing-arm mounts that make the total configuration safer and ergonomically sound. Purchasing and installing these computers will allow more efficient use of mobile computers and enable additional vehicles to connect to the Computer Aided Dispatch (CAD) system. Developer Fees are collected on each new single family dwelling in the unincorporated area of the County and there is a sufficient balance in the fund to accommodate an expenditure of \$325,000.

STAFFING IMPACTS

Total current authorized positions—0

RECOMMENDED PROPOSED BUDGET

It is recommended that a budget of \$325,000 be approved for the Sheriff – Dedicated Funds budget. This budget is funded from \$2,150 in estimated department revenue and \$322,850 from department fund balance.

STANISLAUS COUNTY, CALIFORNIA
Budget Year 2012-2013
CRIMINAL JUSTICE/PUBLIC PROTECTION
Detention and Correction



SHERIFF—DETENTION

Budget Unit 0100 0028300
 General Fund

SERVICES PROVIDED

The Sheriff's Detention Division provides housing for incarcerated adults in Stanislaus County. This housing provides for the care, custody and safe control of incarcerated adults and is provided within the custodial facilities located at the downtown Men's Jail, the Public Safety Center and the Honor Farm. The Detention Division also administers programs for alternatives to incarceration that consist of the Alternative Work Program, Home Detention and Work Furlough. The Sheriff has legal responsibility to incarcerate adults in a pre-trial status or in a sentenced status so that those individuals are safely secured and not released back into society. The Detention Division must comply with all statutory mandates as well as existing, binding case law.

The Detention Division also includes the Sheriff's Civil Division that provides timely and accurate civil process service to the citizens of Stanislaus County. The Division processes, serves and levies on monies, property and other court judgments in accordance with properly issued court orders. The Civil Division also provides statewide transportation of inmates sentenced to State prison as well as State prisoners returning to court for active criminal cases.

Sheriff - Detention				
Classification	2010-2011 Actual	2011-2012 Adopted Budget	2012-2013 Requested Proposed Budget	2012-2013 Recommended Proposed Budget
Taxes	\$0	\$0	\$0	\$0
Licenses, Permits, Franchises	\$0	\$0	\$0	\$0
Fines, Forfeitures, Penalties	\$0	\$0	\$0	\$0
Revenue from use of Assets	\$0	\$0	\$0	\$0
Intergovernmental Revenue	\$1,130,357	\$416,000	\$1,397,750	\$1,397,750
Charges for Service	\$2,434,320	\$1,924,893	\$4,395,200	\$4,395,200
Miscellaneous Revenue	\$32,092	\$30,550	\$24,500	\$24,500
Other Financing Sources	\$215,134	\$148,000	\$279,000	\$279,000
Total Revenue	\$3,811,903	\$2,519,443	\$6,096,450	\$6,096,450
Salaries and Benefits	\$23,219,755	\$25,240,586	\$26,950,597	\$26,950,597
Services and Supplies	\$2,809,283	\$2,879,577	\$4,314,256	\$4,314,256
Other Charges	\$1,009,258	\$2,056,365	\$3,567,997	\$3,567,997
Fixed Assets				
Equipment	\$132,772	\$140,000	\$375,000	\$375,000
Other Financing Uses	\$1,262,001	\$0	\$0	\$0
Equity	\$0	\$0	\$0	\$0
Intrafund	\$2,068,397	\$1,298,180	\$7,000	\$7,000
Contingencies	\$0	\$0	\$0	\$0
Gross Costs	\$30,501,466	\$31,614,708	\$35,214,850	\$35,214,850
Fund Balance	\$0	\$0	\$0	\$0
Net County Cost	\$26,689,563	\$29,095,265	\$29,118,400	\$29,118,400

PROGRAM DISCUSSION

At the proposed level of funding, the Sheriff's Adult Detention Division will be able to meet basic needs and related costs associated with three custodial facilities, support services, the Civil Division and the Jail Alternatives Program. For the department to manage cost increases during Budget Year 2012-2013, \$1,277,775 of carryover savings from 2009-2011 will be used to balance the budget.

The Department is planning to use \$108,000 in Proposition 69 funding for DNA collection to fund a portion of the salaries of Deputy Sheriff-Custodials and a Legal Clerk who collect and process DNA samples from the inmates during the booking process at the Public Safety Center and Men's Jail.

On April 4, 2011, Assembly Bill (AB 109) was signed by Governor Brown. AB 109 realigned custodial and community supervision responsibility for non-serious, non-violent, and non-sex offenders, as well as lower level adult parolees returning from State sentences to counties. Funding for Fiscal Year 2011-2012 was adjusted to reflect nine months of operation given the October 1, 2011 implementation date. On September 20, 2011 the Board of Supervisors approved the addition of 23 positions to the Sheriff's Department budget (one Custodial-Sergeant, twenty Deputy Sheriff-Custodials and two Legal Clerks). In Budget Year 2012-2013, the Department anticipates receiving \$3,203,000 to continue to fund these positions and associated operational costs.

It is anticipated that subsequent year's funding will continue to grow as the realigned population increases, but due to the uncertainty of the actual impacts resulting from the realignment, a conservative phased approach was developed for the implementation plan.

Phase I has been implemented and Phase II will occur during Budget Year 2012-2013. The Department will return to the Board of Supervisors to increases in appropriations later in the Fiscal Year once the Phase II plan has been approved by the Community Corrections Partnership (CCP).

The Department has received notification that the City of Modesto will terminate contracts that provide funding for two deputy sheriff-custodials to supervise roadside crews in Budget Year 2012-2013. The Department will reassign the two positions to one of the three Detention facilities to reduce the use of overtime to cover shifts for employees who are off on vacation, sick, disability/medical leaves, training or using special accrued leave time.

In December of 2011, the County Board of Supervisors approved the Updated Adult Detention Needs Assessment and the Public Safety Center Expansion Operation and Architectural Program and Site Master Plan. This action allowed the County to position itself to compete for AB 900 Phase II Jail Construction Financing to expand jail capacity and provide needed support facilities. On March 8, 2012 the County was awarded \$80 million in AB 900 funding which will be combined with a 10% County cash match requirement as part of an \$89.5 million project to build 456 new jail beds. Detention staff assisting with the transition construction will be funded from the Capital Project budget over the next several years. Completion is anticipated by the summer of 2016 and, if fully staffed, the total estimated ongoing General Fund obligation is estimated to be \$7.7 million annually.

STAFFING IMPACTS

Total current authorized positions—267

There are no recommended changes to the current level of staffing.

Total recommended authorized positions— 267

RECOMMENDED PROPOSED BUDGET

It is recommended that a budget of \$35,214,850 be approved for the Sheriff – Detention budget as an interim spending plan until the Final Budget is adopted. This budget is funded from \$6,096,450 in estimated department revenue and a \$29,118,400 contribution from the General Fund. The department assumed the additional use of approximately \$1,277,775 of prior year General Fund Net County Cost savings to fully fund the projected 2012-2013 budget. This budget will be negatively impacted by the

lack of labor agreements and will need to address priority services, staffing and the use of the fund balance savings in the Final Budget.

STANISLAUS COUNTY, CALIFORNIA
Budget Year 2012-2013
CRIMINAL JUSTICE/PUBLIC PROTECTION
Police Protection



SHERIFF—DRIVER TRAINING PROGRAM

Budget Unit 1769 0028870
 Special Revenue Fund

SERVICES PROVIDED

The Stanislaus County Sheriff's Department Emergency Vehicle Operations Center (EVOC) operates a formal driver's training program. The Department's EVOC is located on the tarmac of the old Crows Landing Naval Air Station. The EVOC occupies two buildings that are used for classroom instruction and storage of vehicles and equipment.

This training program promotes safe, efficient driving for deputy sheriffs, deputy sheriff-custodials, community service officers, Sheriff's Team of Active Seniors (STARS), as well as other law enforcement agencies throughout the County.

CASH/FUND BALANCE

As of July 1, 2012, the projected cash balance is estimated to be a positive \$19,524 compared to the July 1, 2011, positive balance of \$59,352. The fund balance in this budget is projected to be a positive \$19,524 and is consistent with the cash balance. The decrease of approximately 67% in the cash and fund balances is due to a decrease in revenue since fewer classes were offered this year.

Sheriff - Driver Training Program				
Classification	2010-2011 Actual	2011-2012 Adopted Budget	2012-2013 Requested Proposed Budget	2012-2013 Recommended Proposed Budget
Taxes	\$0	\$0	\$0	\$0
Licenses, Permits, Franchises	\$0	\$0	\$0	\$0
Fines, Forfeitures, Penalties	\$0	\$0	\$0	\$0
Revenue from use of Assets	\$0	\$0	\$0	\$0
Intergovernmental Revenue	\$0	\$0	\$0	\$0
Charges for Service	\$83,137	\$242,260	\$199,568	\$199,568
Miscellaneous Revenue	\$0	\$0	\$0	\$0
Other Financing Sources	\$0	\$0	\$0	\$0
Total Revenue	\$83,137	\$242,260	\$199,568	\$199,568
Salaries and Benefits	\$54,684	\$130,026	\$117,920	\$117,920
Services and Supplies	\$12,425	\$16,674	\$15,095	\$15,095
Other Charges	\$54,383	\$95,560	\$66,553	\$66,553
Fixed Assets	\$0	\$0	\$0	\$0
Other Financing Uses	(\$8)	\$0	\$0	\$0
Equity	\$0	\$0	\$0	\$0
Intrafund	\$0	\$0	\$0	\$0
Contingencies	\$0	\$0	\$0	\$0
Gross Costs	\$121,484	\$242,260	\$199,568	\$199,568
Fund Balance	\$38,347	\$0	\$0	\$0
Net County Cost	\$0	\$0	\$0	\$0

PROGRAM DISCUSSION

At the proposed level of funding, the Sheriff's Driver Training Program will be fully funded. The Sheriff's Emergency Vehicle Operations Center (EVOC) is currently operated at the Crows Landing Naval Facility. The Sheriff's Department has been notified that the EVOC track will eventually have to relocate based upon anticipated construction projects. The Department has been reviewing other alternatives for this facility need. A suitable location must be available for this key training component for law enforcement officer mandated perishable skills training. Increased GSA Fleet Maintenance costs as well as a dramatic reduction in the training budgets of customer agencies due to poor economic conditions have contributed to the reduction in revenue.

On January 12, 2010, the Board of Supervisors approved agenda item 2010-026 to temporarily suspend the operations of the Peace Officers Standards and Training (POST) Academy due to declining enrollment and a reduction of sponsored students. The Sheriff's Department continues to maintain POST mandatory training standards which include EVOC for Sheriff's personnel and other law enforcement agency personnel.

STAFFING IMPACTS

Total current authorized positions—0

RECOMMENDED PROPOSED BUDGET

It is recommended that a budget of \$199,568 be approved for the Sheriff – Driver Training Program. This budget is funded from \$199,568 in estimated department revenue received from a fee charged to program participants.

STANISLAUS COUNTY, CALIFORNIA
Budget Year 2012-2013
CRIMINAL JUSTICE/PUBLIC PROTECTION
Detention and Correction



SHERIFF—JAIL COMMISSARY/INMATE WELFARE

Budget Unit 4081 0028509
Enterprise Fund

SERVICES PROVIDED

The Jail Commissary/Inmate Welfare Fund was established under Penal Code Section 4025 and can be used only for the benefit, education or welfare of inmates. Profits generated from commissary sales and phone revenue is expended based on recommendations made by the Inmate Welfare Committee for the benefit, education and welfare of the inmates confined within Stanislaus County detention facilities. The programs provided include vocational welding, landscaping, life skills and substance abuse treatment. In addition, there are programs that provide the opportunity to improve reading skills and to obtain a General Education Development (GED) certificate.

CASH/FUND BALANCE

As of July 1, 2012, the projected cash balance is estimated to be a positive \$437,013 compared to the July 1, 2011, positive balance of \$346,112.

As of July 1, 2012, the projected fund balance is estimated to be a positive \$364,380 compared to the July 1, 2011, positive balance of \$512,258, a decrease of approximately 28.42%. This is due to an increase in commissary related expenditures as a result of Assembly Bill 109 (AB 109) and the increase in inmate population. Approximately \$197,248 of fund balance is anticipated to be used in Budget Year 2012-2013 to balance the budget.

Sheriff - Jail Commissary / Inmate Welfare				
Classification	2010-2011 Actual	2011-2012 Adopted Budget	2012-2013 Requested Proposed Budget	2012-2013 Recommended Proposed Budget
Taxes	\$0	\$0	\$0	\$0
Licenses, Permits, Franchises	\$0	\$0	\$0	\$0
Fines, Forfeitures, Penalties	\$0	\$0	\$0	\$0
Revenue from use of Assets	\$2,740	\$3,500	\$3,500	\$3,500
Intergovernmental Revenue	\$0	\$0	\$0	\$0
Charges for Service	\$1,254	\$1,200	\$500	\$500
Miscellaneous Revenue	\$1,179,164	\$1,165,800	\$1,203,800	\$1,203,800
Other Financing Sources	\$0	\$0	\$0	\$0
Total Revenue	\$1,183,158	\$1,170,500	\$1,207,800	\$1,207,800
Salaries and Benefits	\$363,039	\$240,230	\$316,257	\$316,257
Services and Supplies	\$905,281	\$894,667	\$1,028,280	\$1,028,280
Other Charges	\$76,612	\$65,595	\$60,511	\$60,511
Fixed Assets	\$0	\$0	\$0	\$0
Other Financing Uses	\$10,029	\$0	\$0	\$0
Equity	\$0	\$0	\$0	\$0
Intrafund	\$0	\$0	\$0	\$0
Contingencies	\$0	\$0	\$0	\$0
Gross Costs	\$1,354,961	\$1,200,492	\$1,405,048	\$1,405,048
Retained Earnings	\$171,803	\$29,992	\$197,248	\$197,248
Net County Cost	\$0	\$0	\$0	\$0

PROGRAM DISCUSSION

At the proposed level of funding, the Jail Commissary/Inmate Welfare Fund can increase current operations that are expected with the increased inmate population as a result of AB 109. AB 109 was signed by Governor Brown on April 4, 2011, and realigned custodial and community supervision responsibility for non-serious, non-violent, and non-sex offenders from State sentences to counties. The Sheriff's Department Jail Commissary generates revenue through the sale of snacks, personal hygiene products, stamps, phone cards and other items to inmates. The Inmate Welfare Fund generates revenue through commissions received from inmate telephone calls. The revenue generated will be used to fund appropriate needs for the inmate population as determined by the Inmate Welfare Committee. Title 15 of the California Code of Regulations specifies that inmate welfare funds be used primarily for the benefit, recreation, education or welfare of inmates. The Inmate Welfare Committee is charged with this responsibility and may enter into contracts for services. The Sheriff's Department contracts with Behavioral Health and Recovery Services, Friends Outside, Stanislaus Literacy Center and Modesto City Schools for educational services.

STAFFING IMPACTS

Total current authorized positions— 3

There are no recommended changes to the current level of staffing.

Total recommended authorized positions— 3

RECOMMENDED PROPOSED BUDGET

It is recommended that a budget of \$1,405,048 be approved for the Sheriff – Jail Commissary/Inmate Welfare budget. This budget is funded from \$1,207,800 in estimated department revenue derived from charges for items purchased and/or phone usage by inmates and from \$197,248 in retained earnings.

STANISLAUS COUNTY, CALIFORNIA
Budget Year 2012-2013
CRIMINAL JUSTICE/PUBLIC PROTECTION
Police Protection



SHERIFF—JUSTICE ASSISTANCE GRANT

Budget Unit 1799 0028610
 Special Revenue Fund

SERVICES PROVIDED

This budget includes the American Recovery and Reinvestment Act (ARRA) Edward Byrne Memorial Justice Assistance Grant (JAG) and the Non-Recovery Act Edward Byrne Justice Assistance Grant. Both JAG grants are administered by the Department of Justice (DOJ). Federal Funding received from both grants will help fund the School Resource Officer at Tuolumne Elementary School and will provide staffing support for the Domestic Violence Program over a two-year period. Positions previously identified for elimination were able to be retained due to this funding.

CASH/FUND BALANCE

As of July 1, 2012, the projected cash balance is estimated to be \$0 compared to the July 1, 2011, negative balance of \$55,042. The fund balance is also projected to be \$0 which is in line with the cash balance. Grant expenditures are incurred and forwarded to the Sheriff's Department for grant submission on a reimbursement basis. Upon reimbursement, expenditures are coded to the grant and funds are immediately disbursed to the applicable agencies/divisions.

Sheriff - Justice Assistance Grant				
Classification	2010-2011 Actual	2011-2012 Adopted Budget	2012-2013 Requested Proposed Budget	2012-2013 Recommended Proposed Budget
Taxes	\$0	\$0	\$0	\$0
Licenses, Permits, Franchises	\$0	\$0	\$0	\$0
Fines, Forfeitures, Penalties	\$0	\$0	\$0	\$0
Revenue from use of Assets	\$0	\$0	\$0	\$0
Intergovernmental Revenue	\$491,537	\$400,996	\$221,651	\$221,651
Charges for Service	\$317	\$0	\$0	\$0
Miscellaneous Revenue	\$0	\$0	\$0	\$0
Other Financing Sources	\$0	\$0	\$0	\$0
Total Revenue	\$491,854	\$400,996	\$221,651	\$221,651
Salaries and Benefits	\$0	\$0	\$0	\$0
Services and Supplies	\$298,181	\$283,593	\$132,964	\$132,964
Other Charges	\$193,356	\$117,403	\$88,687	\$88,687
Fixed Assets	\$0	\$0	\$0	\$0
Other Financing Uses	\$0	\$0	\$0	\$0
Equity	\$0	\$0	\$0	\$0
Intrafund	\$0	\$0	\$0	\$0
Contingencies	\$0	\$0	\$0	\$0
Gross Costs	\$491,537	\$400,996	\$221,651	\$221,651
Fund Balance	(\$317)	\$0	\$0	\$0
Net County Cost	\$0	\$0	\$0	\$0

PROGRAM DISCUSSION

At the proposed level of funding, the JAG grants will provide revenue to assist in retaining positions assigned to various agencies and programs: three Modesto Police Officer positions and overtime, one-half of a Deputy Sheriff position assigned as a School Resource Officer for Tuolumne Elementary School, and a portion of a Deputy District Attorney position. The JAG grants will provide revenue to the Modesto Police Department to purchase personal recording devices and a computer server during Budget Year 2012-2013.

STAFFING IMPACTS

Total current authorized positions—0

RECOMMENDED PROPOSED BUDGET

It is recommended that a budget of \$221,651 be approved for the Sheriff – Justice Assistance Grant budget to be fully funded from estimated department revenue received from federal grant funds.

STANISLAUS COUNTY, CALIFORNIA
Budget Year 2012-2013
CRIMINAL JUSTICE/PUBLIC PROTECTION
Other Protection



SHERIFF—OPERATIONS

Budget Unit 0100 0028200
 General Fund

SERVICES PROVIDED

The Sheriff – Operations budget provides funding for law enforcement services in the unincorporated areas of Stanislaus County, including the communities of Denair, Del Rio, Empire, Keyes, Knights Ferry and Salida. These services include Sheriff’s Patrol, Detectives, Juvenile Services, Security Services, Records and Drug Enforcement. This budget also funds the Sheriff’s Coroner’s Office and Public Administrator. The Sheriff’s Department will continue to maintain its role in the fight against terrorism, with efforts aimed against terrorism in Stanislaus County as well as the State of California.

The Patrol Division budget has been separated into the following divisions to enable the Sheriff’s Department to better account for revenues and expenditures: Air Support, Bomb Team, K-9 Unit, Special Weapons and Tactics (SWAT), Dive Team, Mounted Unit, Reservoir Unit, Off Highway Vehicles Enforcement Team (OHVET), Critical Response Team, Volunteers, High Intensity Drug Trafficking Area (HIDTA), Property and Evidence, the Identification Unit, the Community Resource Deputies Crime Reduction Team and the Sheriff’s Team Investigating Narcotics and Gangs (STING).

Sheriff - Operations				
Classification	2010-2011 Actual	2011-2012 Adopted Budget	2012-2013 Requested Proposed Budget	2012-2013 Recommended Proposed Budget
Taxes	\$0	\$0	\$0	\$0
Licenses, Permits, Franchises	\$82,639	\$70,000	\$196,700	\$196,700
Fines, Forfeitures, Penalties	\$51,420	\$32,000	\$30,000	\$30,000
Revenue from use of Assets	\$0	\$0	\$0	\$0
Intergovernmental Revenue	\$974,414	\$1,562,708	\$1,779,706	\$1,779,706
Charges for Service	\$1,541,985	\$1,612,687	\$1,683,481	\$1,683,481
Miscellaneous Revenue	\$40,008	\$89,933	\$261,883	\$261,883
Other Financing Sources	\$154,544	\$0	\$86,749	\$86,749
Total Revenue	\$2,845,010	\$3,367,328	\$4,038,519	\$4,038,519
Salaries and Benefits	\$17,200,375	\$17,703,283	\$17,856,109	\$17,856,109
Services and Supplies	\$2,139,132	\$1,989,862	\$3,715,069	\$3,715,069
Other Charges	\$3,494,041	\$4,451,366	\$2,867,859	\$2,867,859
Fixed Assets				
Equipment	\$529,788	\$644,405	\$1,095,500	\$1,095,500
Other Financing Uses	\$859,531	\$0	\$0	\$0
Equity	\$0	\$0	\$0	\$0
Intrafund	(\$439,091)	(\$555,150)	(\$588,700)	(\$588,700)
Contingencies	\$0	\$0	\$0	\$0
Gross Costs	\$23,783,776	\$24,233,766	\$24,945,837	\$24,945,837
Fund Balance	\$0	\$0	\$0	\$0
Net County Cost	\$20,938,766	\$20,866,438	\$20,907,318	\$20,907,318

PROGRAM DISCUSSION

At the proposed level of funding, the Sheriff's Operations Division will maintain minimal patrol services for the entire County. For the department to manage cost increases during Budget Year 2012-2013, \$790,731 of carryover savings from 2009-2011 will be used to balance the budget. Part of the cost increases are as a result of a recommendation by the Board of Supervisors to reinstate the Sheriff's Team Investigating Narcotics and Gangs (STING) unit that was discontinued in January of 2011 as part of a reduction-in-force plan. In order to bring the STING unit back into operation, the Sheriff is phasing in positions over a two-year period until two squads, each consisting of five deputies and one sergeant, are fully staffed.

This budget includes revenue and expense appropriations of \$650,738 from the Community Oriented Policing Services (COPS) Technology Grant for SR911 radio infrastructure improvement. A portion of this project, \$350,738 was approved by the Board of Supervisors in Budget Year 2008-2009 in Board Agenda Item #2008-757 and the other portion, \$300,000 was approved by the Board of Supervisors in Budget Year 2010-11 in a Board Agenda item. No costs have been incurred to date.

STAFFING IMPACTS

The Department is requesting to transfer out one Lieutenant position to the Administration budget. The Department is also requesting to add two new Sergeant positions and six new Deputy Sheriff positions. The six Deputy Sheriff positions will be assigned to the Sheriff's Team Investigating Narcotics and Gangs (STING). The STING team focuses on street level narcotic and gang suppression. One of the new Sergeant positions will also be assigned to the STING team. The Sergeant will provide the necessary supervision to ensure accountability and reduce County and organizational risk. The other new Sergeant position will be assigned to the Patrol unit. This Sergeant position will have a variety of duties from providing additional supervision and filling in as an Acting Watch Commander. The Department is further requesting a classification study for a new Forensic Autopsy Assistant position/classification. It is recommended to study the new position/classification.

Total current authorized positions—135

It is recommended to transfer out one Lieutenant position to the Administration budget. It is also recommended to add two new Sergeant positions and six new Deputy Sheriff positions.

Total recommended authorized positions—142

RECOMMENDED PROPOSED BUDGET

It is recommended that a budget of \$24,945,837 be approved for the Sheriff – Operations budget as an interim spending plan until the Final Budget is adopted. This budget is funded from \$4,038,519 in estimated department revenue and a \$20,907,318 contribution from the General Fund. The department assumed the additional use of approximately \$790,731 of prior year General Fund Net County Cost savings to fully fund the projected 2012-2013 budget. This budget will be negatively impacted by the lack of labor agreements and will need to address priority services, staffing and the use of the fund balance savings in the Final Budget.

STANISLAUS COUNTY, CALIFORNIA
Budget Year 2012-2013
CRIMINAL JUSTICE/PUBLIC PROTECTION
Police Protection



SHERIFF—VEHICLE THEFT UNIT

Budget Unit 1715 0028825
 Special Revenue Fund

SERVICES PROVIDED

The Vehicle Theft Unit targets all vehicle-related cases including car jackings, attempted murders, murders and kidnappings during an auto theft. The program focuses on investigation, arrests, and obtaining felony convictions and longer prison sentences for repeat offenders. This is carried out through multi-jurisdictional cooperation with law enforcement agencies throughout the State and constant contact with the Stanislaus County Auto Theft Task Force (StanCATT). The program provides funding for personnel costs for the Sheriff, the District Attorney and several other agencies that provide staffing for this unit, including the Ceres and Modesto Police Departments.

CASH/FUND BALANCE

As of July 1, 2012, the projected cash balance is estimated to be a positive \$90,408 compared to the July 1, 2011, positive balance of \$109,295. The projected fund balance is estimated to be a positive \$90,408 and is consistent with the cash balance. Pending LEX Board review and approval, an undetermined amount of fund balance may be used in Fiscal Year 2012-2013 to reimburse overtime to the California Highway Patrol for officers assisting the task force.

Sheriff - Vehicle Theft Unit				
Classification	2010-2011 Actual	2011-2012 Adopted Budget	2012-2013 Requested Proposed Budget	2012-2013 Recommended Proposed Budget
Taxes	\$0	\$0	\$0	\$0
Licenses, Permits, Franchises	\$0	\$0	\$0	\$0
Fines, Forfeitures, Penalties	\$0	\$0	\$0	\$0
Revenue from use of Assets	\$0	\$0	\$0	\$0
Intergovernmental Revenue	\$422,778	\$415,000	\$415,000	\$415,000
Charges for Service	\$0	\$0	\$0	\$0
Miscellaneous Revenue	\$13,000	\$0	\$8,000	\$8,000
Other Financing Sources	\$0	\$0	\$0	\$0
Total Revenue	\$435,778	\$415,000	\$423,000	\$423,000
Salaries and Benefits	\$98,035	\$111,635	\$111,166	\$111,166
Services and Supplies	\$119,974	\$198,141	\$207,126	\$207,126
Other Charges	\$167,969	\$185,101	\$195,116	\$195,116
Fixed Assets				
Equipment	\$0	\$25,000	\$0	\$0
Other Financing Uses	\$6,328	\$0	\$0	\$0
Equity	\$0	\$0	\$0	\$0
Intrafund	\$0	\$0	\$0	\$0
Contingencies	\$0	\$0	\$0	\$0
Gross Costs	\$392,306	\$519,877	\$513,408	\$513,408
Fund Balance	(\$43,472)	\$104,877	\$90,408	\$90,408
Net County Cost	\$0	\$0	\$0	\$0

PROGRAM DISCUSSION

At the proposed level of funding, the Stanislaus County Auto Theft Task Force (StanCATT) will continue efforts toward deterrence and investigation of vehicle theft crimes. This program is funded by a dedicated revenue source resulting from a State collected \$1 vehicle license fee assessment that expires on January 1, 2015, from anticipated insurance company donations and from the Department's fund balance.

STAFFING IMPACTS

Total current authorized positions—1

There are no recommended changes to the current level of staffing.

Total recommended authorized positions— 1

RECOMMENDED PROPOSED BUDGET

It is recommended that a budget of \$513,408 be approved for the Sheriff – Vehicle Theft Unit. This budget is funded from \$423,000 in estimated department revenue and \$90,408 in department fund balance.



A Healthy Community

Area Agency on Aging/Veterans' Services
Behavioral Health and Recovery Services
Child Support Services
Children and Families Commission
Community Services Agency
Health Services Agency

A Healthy Community

A healthy community is vital to the quality of life for our residents. The primary focus on protecting and promoting the physical safety of our residents includes preventing disease, disability and death. Protecting emotional safety focuses on the social problems that include homelessness, incarceration, and fragmented families with financial and emotional



needs. An emphasis on prevention helps to improve the quality of life for those served. Resources dedicated to prevention allow a broader population to be served than the resources required for direct service. Audits and external oversight of State and Federal mandated programs demonstrates that County agencies are effectively administering these services.

- ◆ The Area Agency on Aging plans and coordinates senior services to promote independence and self-sufficiency. Veterans' Services provides assistance and advocacy to the men and women who served in the Armed Forces of America, their dependents and survivors;
- ◆ Behavioral Health and Recovery Services provides outpatient and residential behavioral health services to promote emotional health and recovery;
- ◆ The Department of Child Support Services enforces child support orders and establishes and enforces paternity orders;
- ◆ The Children and Families Commission funds education, health and child care programs that promote early childhood development, from prenatal through age five;
- ◆ The Community Services Agency operates social welfare programs including protective services for children and adults, temporary financial assistance to those in need, emergency food assistance, foster care and adoptions; and
- ◆ The Health Services Agency is responsible for health care services to those eligible through a clinic system providing primary care, specialty care and ancillary services such as radiology, pharmacy and rehabilitation. The Public Health Division of the Health Services Agency is responsible for assessing, measuring, reporting and monitoring the health status of the community.

BUDGET YEAR 2012-2013 ISSUES

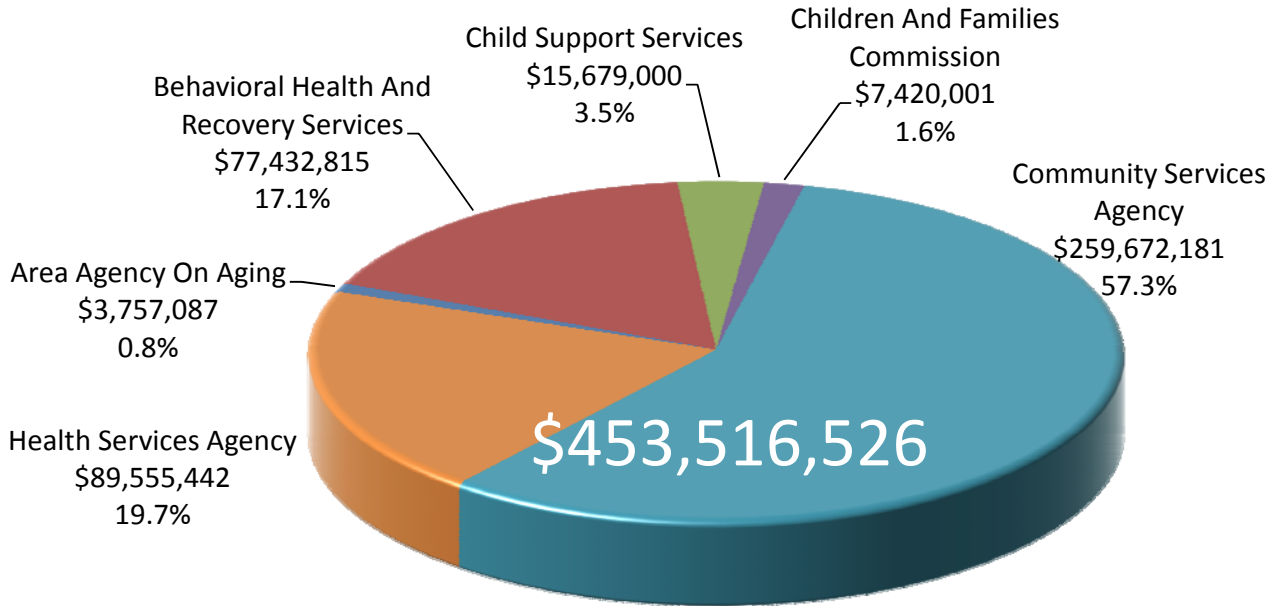
For Budget Year 2012-2013, as part of the Budget Strategy, only those budgets with fixed costs associated with contracts or budgets with mandated match or maintenance of effort funding requirements are recommended to receive a General Fund revenue allocation in the Healthy Community priority area. Consistent with Fiscal Year 2011-2012, the net General Fund revenue allocation for Behavioral Health and Recovery Services' programs including- Alcohol and Drug, Mental Health, and Public Guardian is recommended to receive \$1,458,942; for the Community Services Agency programs including General Assistance, In-Home Supportive Services Provider wages, Public Authority benefits, Public Economic Assistance, and Services and Support, the net General Fund revenue allocation is recommended to be \$8,578,143; for the Health Services Agency programs including Clinics and Ancillary Services, Indigent Health Care, and Public Health, the net General revenue allocation is recommended to be \$6,369,959.

For Fiscal Year 2012-2013, projected significant unmet needs remain in A Healthy Community priority programs including: an additional \$1,530,135 exposure in the Community Services Agency In-Home Supportive Services wages and benefits; an additional \$3,337,728 projected exposure in CSA Public Economic Assistance due to the increase in Foster Care costs; \$182,142 in CSA Services and Support to continue fraud investigations and program integrity efforts for the IHSS Program in the absence of State and Federal funding; and \$3,800,000 in the Health Services Agency Medically Indigent Adult Program due to increased enrollment and utilization, and increased reimbursements to specialty providers. Funding is not included in these budgets; however, the Match Contingency Fund has been adjusted for the majority of the increased exposure.

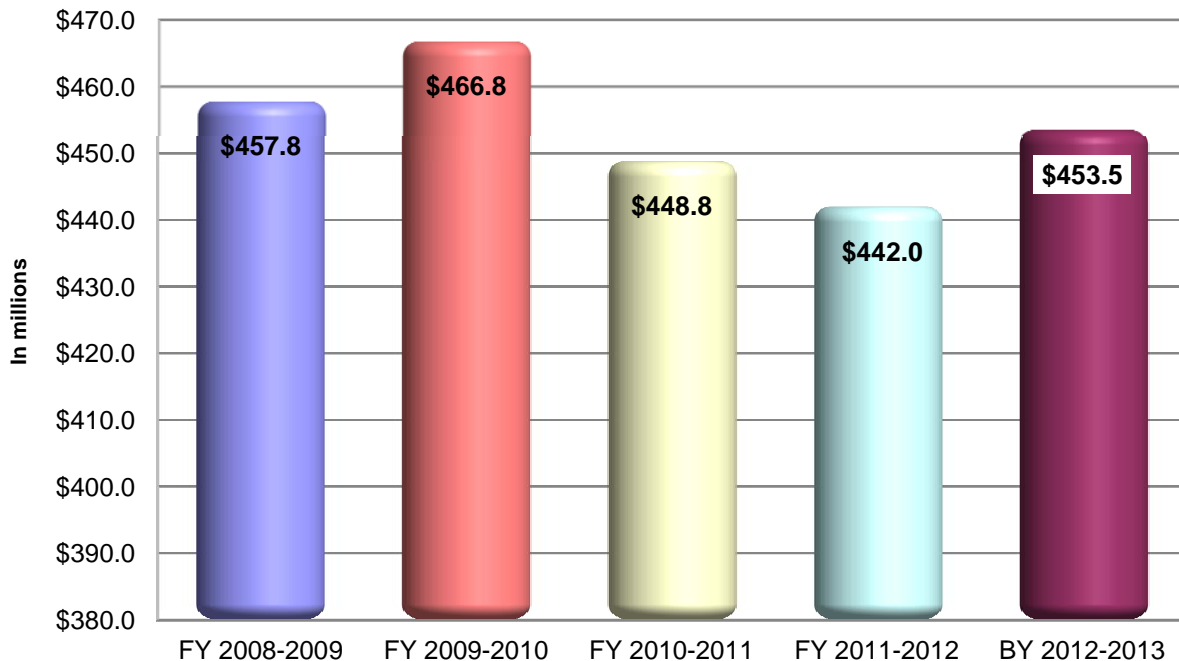


A Healthy Community

Recommended Appropriations Budget Year 2012-2013



Five Year Comparison of Appropriations





A Healthy Community

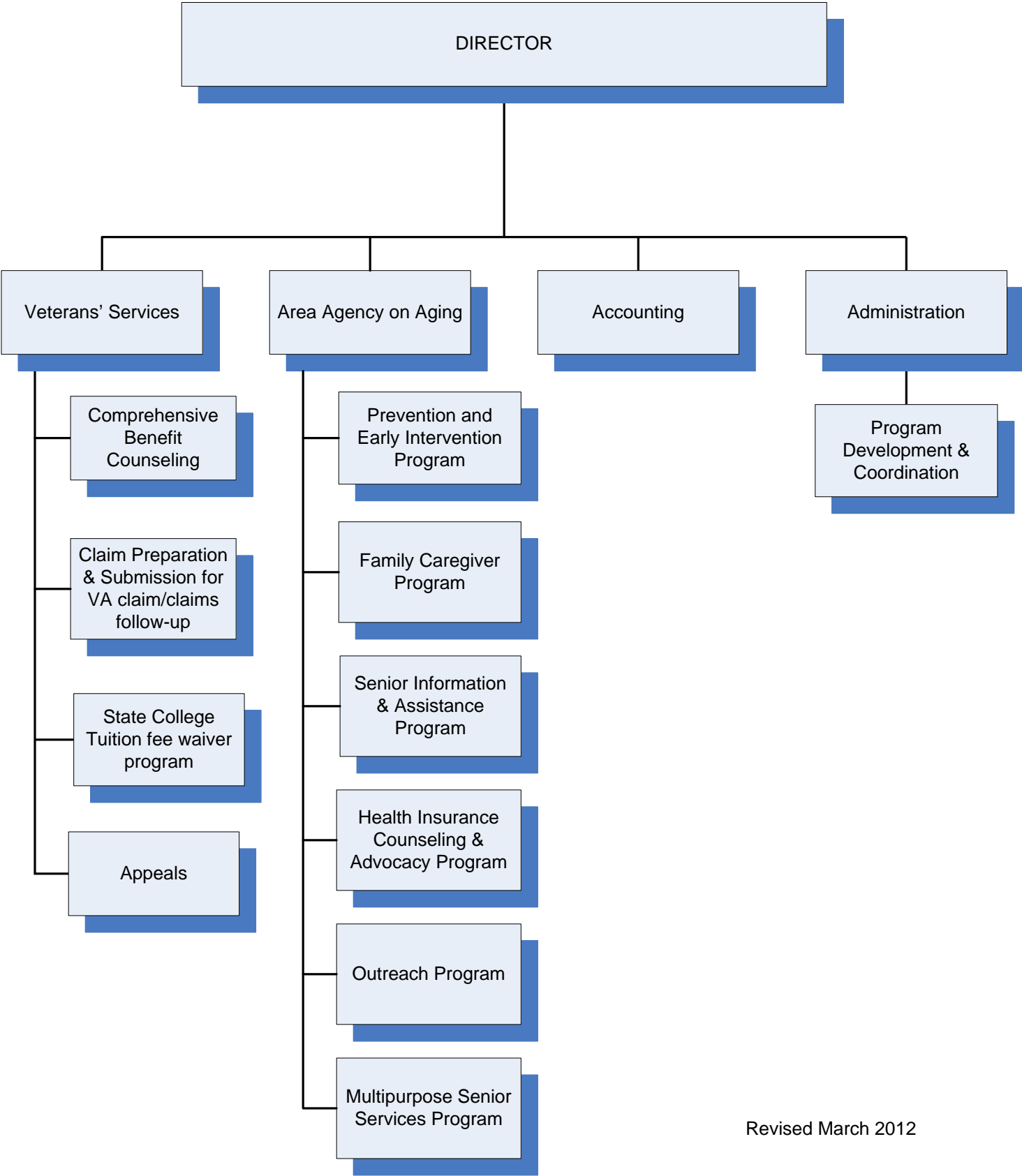
PAGE				Recommended 2012-2013
AREA AGENCY ON AGING				\$3,757,087
	Fund	Org		
179	1051	0031000	Area Agency on Aging	\$3,428,352
182	0100	0032000	Veterans' Services	\$328,735
BEHAVIORAL HEALTH AND RECOVERY SERVICES				\$77,432,815
	Fund	Org		
187	1501	6000000	Behavioral Health and Recovery Services	\$39,829,068
191	1502	6500001	Alcohol and Drug Program	\$6,559,058
194	1504	6400001	Managed Care	\$7,723,839
197	1507	6800000	Mental Health Services Act (MHSA) Prop 63	\$19,638,806
200	1503	6030000	Public Guardian	\$1,250,907
203	1505	6700001	Stanislaus Recovery Center	\$2,431,137
205	1506	6550110	Substance Abuse and Crime Prevention Act	\$0
CHILD SUPPORT SERVICES				\$15,679,000
	Fund	Org		
209	1071	0240000	Child Support Services	\$15,679,000
CHILDREN AND FAMILIES COMMISSION				\$7,420,001
	Fund	Org		
215	1755	0016141	Children and Families Commission	\$7,420,001
COMMUNITY SERVICES AGENCY				\$259,672,181
	Fund	Org		
220	1631	0045050	Services and Support	\$117,210,207
230	1637	0045961	County Children's Fund	\$293,628
232	1633	0045901	General Assistance	\$909,091
235	1640	0045981	IHSS Public Authority--Administration	\$405,808
238	1641	0045991	IHSS Public Authority--Benefits	\$2,623,841
241	1642	0045992	IHSS Provider Wages	\$43,957,862
244	1636	0045951	Integrated Children's Services	\$185,493
246	1632	0045801	Public Economic Assistance	\$94,086,251
252	1634	0045851	Seriously Emotionally Disturbed Children	\$0



A Healthy Community

PAGE				Recommended 2012-2013
HEALTH SERVICES AGENCY				\$89,555,442
	Fund	Org		
257	1401	1301000	Administration	\$7,102,963
259	4051	1010001	Clinics and Ancillary Services	\$43,588,563
262	1429	1210001	Emergency Medical Services Discretionary Fund	\$180,018
264	1403	1400001	Health Coverage and Quality Services	\$0
266	1404	1500000	Indigent Health Care Program	\$12,710,288
270	1423	1500002	IHCP-California Healthcare for Indigents-CHIP	\$0
272	1434	1500010	IHCP-Emergency Medical Services Hospital	\$327,300
274	1435	1500020	IHCP-Emergency Medical Services Physicians	\$682,000
276	1402	1200001	Public Health	\$24,944,310
279	1433	1200001	Public Health - Local Preparedness	\$0
281	1428	1250001	Public Health - Vital and Health Statistics	\$20,000
TOTAL				\$453,516,526

**STANISLAUS COUNTY
AREA AGENCY ON AGING**



Revised March 2012

STANISLAUS COUNTY, CALIFORNIA
Budget Year 2012-2013
HUMAN SERVICES
Other Assistance



AREA AGENCY ON AGING
Margie Palomino, Director

BUDGET AT A GLANCE

Gross Costs	\$3,757,087
Total Revenue	\$3,220,930
Fund Balance/Retained Earnings	\$0
Net County Cost	\$536,157
Total Recommended Staffing	17
% Funded by Local Discretionary Funds	14.3%

MISSION STATEMENT

The Mission of the Department of Aging and Veterans Services is to help seniors and veterans obtain the services and benefits they need to live secure, healthy and independent lives.

ACCOMPLISHMENTS AND OBJECTIVES

The Accomplishments and Objectives for the Area Agency on Aging for the 2012-2013 Budget Year include:

FISCAL YEAR 2011-2012 ACCOMPLISHMENTS	BUDGET YEAR 2012-2013 OBJECTIVES
<ul style="list-style-type: none"> ◆ Coordination with StanCOG and the Consolidated Transportation Services Agency (CTSA) to provide information about and access to specialized transportation services. ◆ Coordination with the Behavioral Health and Recovery Services to implement programs that prevent depression in seniors. The programs provide counseling via professionals and volunteers, as well as social visits. ◆ 9th Annual Healthy Aging and Fall Prevention Summit, October 9, 2011. Over 1,000 seniors received information and free health screenings. ◆ Coordinated with the Healthy Aging Association to distribute fresh fruits and vegetables to needy seniors. 	<ul style="list-style-type: none"> ◆ Make available to seniors, caregivers, and veterans, information regarding services and agencies that will assist them to achieve or maintain a beneficial lifestyle. ◆ Promote better health and well-being for the senior citizens of Stanislaus County through attention to life transitions, physical and emotional needs.

BUDGETS WITHIN AREA AGENCY ON AGING INCLUDE:

- ◆ Area Agency on Aging
- ◆ Veterans' Services

STANISLAUS COUNTY, CALIFORNIA
Budget Year 2012-2013
HUMAN SERVICES
Other Assistance



AREA AGENCY ON AGING

Budget Unit 1051 0031000
Special Revenue Fund

SERVICES PROVIDED

The Area Agency on Aging (AAA) in accordance with the Older Americans Act (OAA) serves as a visible and effective leader and advocate and provides local leadership in accomplishing state and Federal program goals. The AAA also plans and coordinates senior services in Stanislaus County, providing those services either directly or through contracts to approximately 12,000 seniors with priority to those who are low income, frail, minority, and/or at risk of losing their independence. The Senior Information and Assistance, Outreach, Family Caregiver Support Program, and the Health Insurance Counseling and Advocacy Program (HICAP) are provided as direct services. All other OAA programs and services are contracted to local service providers, including: Congregate and Home-Delivered Meals, Legal Assistance, Ombudsman, Elder Abuse Prevention, Homemaker, Respite Care, Employment, Disease Prevention and Health Promotion (Young at Heart Exercise Program), and Transportation.

The AAA also offers staff support to its advisory board, the Commission on Aging; to the Services to Stanislaus Older Adults Advisory Council (STOAAAC); and to the Stanislaus Senior Fall Prevention Coalition. In addition for Budget Year 2012-2013, the AAA will also begin providing staff support to the newly formed and approved by the Board of Supervisors, Veterans Advisory Commission.

CASH/FUND BALANCE

As of July 1, 2012, this fund is projected to have a positive cash balance \$60,000 compared to \$151,865 on July 1, 2011. The significant decrease is the result of the timing of the receipt of State and Federal Grant Funding.

As of July 1, 2012, the projected fund balance is estimated to be \$250,126, compared to the July 1, 2011 fund balance of \$312,657, a decrease of approximately 20%. This is due to a decrease in federal and state Older American Act revenue

Area Agency on Aging				
Classification	2010-2011 Actual	2011-2012 Adopted Budget	2012-2013 Requested Proposed Budget	2012-2013 Recommended Proposed Budget
Taxes	\$0	\$0	\$0	\$0
Licenses, Permits, Franchises	\$0	\$0	\$0	\$0
Fines, Forfeitures, Penalties	\$0	\$0	\$0	\$0
Revenue from use of Assets	\$432	\$0	\$0	\$0
Intergovernmental Revenue	\$3,046,237	\$2,833,475	\$2,811,430	\$2,811,430
Charges for Service	\$254,318	\$312,000	\$312,000	\$312,000
Miscellaneous Revenue	\$20,522	\$2,000	\$12,000	\$12,000
Other Financing Sources	\$0	\$0	\$0	\$0
Total Revenue	\$3,321,509	\$3,147,475	\$3,135,430	\$3,135,430
Salaries and Benefits	\$821,693	\$1,343,139	\$1,426,271	\$1,426,271
Services and Supplies	\$386,834	\$644,734	\$273,052	\$273,052
Other Charges	\$2,254,113	\$1,452,524	\$1,729,029	\$1,729,029
Fixed Assets	\$0	\$0	\$0	\$0
Other Financing Uses	\$23,346	\$0	\$0	\$0
Equity	\$0	\$0	\$0	\$0
Intrafund	\$0	\$0	\$0	\$0
Contingencies	\$0	\$0	\$0	\$0
Gross Costs	\$3,485,986	\$3,440,397	\$3,428,352	\$3,428,352
Fund Balance	(\$128,445)	\$0	\$0	\$0
Net County Cost	\$292,922	\$292,922	\$292,922	\$292,922

PROGRAM DISCUSSION

At the proposed level of funding, the Department can maintain all current services and programs including all contracts with existing service providers. The AAA is expecting to receive flat funding from Federal and State sources, consequently, the same levels of service will be maintained contingent upon the State adopting its final budget.

In Budget Year 2012-2013, the AAA will draw down approximately \$2.7 million in Federal and State funding for senior services and programs. It will also continue to be involved in numerous partnerships and collaborations with community organizations and other County departments. In partnership with the Healthy Aging Association, the AAA will continue to sponsor the 10th Annual Healthy Aging and Fall Prevention Summit in October 2012, and will continue to be an active member of the Stanislaus Senior Foundation, the Stanislaus Senior Fall Prevention Coalition, and the Stanislaus Elder Abuse Prevention Alliance (SEAPA).

Additionally, the AAA will continue to manage the Multipurpose Senior Services Program (MSSP). MSSP is a social/health services case management program designed to prevent or delay institutional placement of frail elderly, and is fully funded by the California Department of Aging (CDA). Also, for Budget Year 2012-2013, the AAA will assume direct provision of the Prevention and Early Intervention (PEI) programs. These programs, funded through a grant from BHRS, were designed to provide integrated mental health services to seniors who are facing difficult situations, loneliness, and/or mild depression.

The AAA initially obtained funding in July 2010 from BHRS to operate three PEI programs. At the time, it was decided by AAA and BHRS staff that it would be more cost-effective to operate these programs through contracts with Community-Based organizations that already had a mental health infrastructure in place. However, after a thorough assessment of these programs, the AAA and BHRS have decided that in order to improve the coordination and provision of mental health services to the seniors in this county, the AAA needs to operate these services directly. The programs will be managed by existing staff.

AAA contracts with Howard Training Center to provide Congregate and Home-Delivered Meals to seniors. This Fiscal Year, there has been an increase in demand for Home Delivered Meals. Although both the Howard Training Center (HTC) and the Area Agency (AAA) were aware of the higher number of participants, it was not anticipated that increased need would exceed the number of contracted meals for the fiscal year. In response, the Department worked with HTC to develop a prioritization system to serve the highest priority homebound seniors for the remainder of the Fiscal Year. A waiting list was implemented and home delivery was limited to only the highest priority clients (80 years or older homebound, that live alone or with another homebound senior). HTC also reduced meal service days from 5 days per week to 3 days per week at most of the congregate sites. Those that were already only offered three days per week were not further reduced. The Department will meet with HTC to ensure the Home Delivered Meals service remains the highest priority and if possible, continues through the end of the fiscal year.

It is anticipated that the demand for Home Delivered Meals will continue to increase. The Department will continue the use of prioritization for the Home Delivered Meals participants and has established a procedure to first serve only priority I & II participants and will maintain a waiting list for all those eligible lower priority III seniors. A quarterly assessment will be conducted to review the number of meals served versus contract /estimated capacity and staff will evaluate the ability to serve participants from the wait list. The congregate lunch sites will remain open three days per week. Both contracts (Congregate and Home Delivered Meals) will be monitored with monthly service reports and quarterly cumulative totals to ensure the minimum contract numbers are met and to also ensure the program will continue service throughout the entire Fiscal Year.

Eight of the County's twelve labor organizations have agreed on a permanent 6% salary deduction to be effective July 1, 2012. The County is currently in negotiations with the remaining four labor groups. Eleven (11) positions in this budget are represented by one of these four groups. The estimated cost of not having these agreements in place for this budget with these groups represents an increase in cost over 2011-2012 salary costs of \$36,000, which is the equivalent of one full-time position. In the absence of these Agreements, any reductions-in-force would likely occur as part of the Final Budget.

STAFFING IMPACTS

Total current authorized positions— 13

There are no recommended changes to the current level of staffing.

Total recommended authorized positions— 13

RECOMMENDED PROPOSED BUDGET

It is recommended that a budget of \$3,428,352 be approved for the Area Agency on Aging as an interim spending plan until the Final Budget is adopted. This budget is funded from \$3,135,430 in estimated department revenue and \$292,922 from County Match. This department will be negatively impacted by the lack of labor agreements and will address its plan for potential increased costs at Final Budget.

STANISLAUS COUNTY, CALIFORNIA
Budget Year 2012-2013
HUMAN SERVICES
Veterans' Service



AAA—VETERANS' SERVICES

Budget Unit 0100 0032000
General Fund

SERVICES PROVIDED

The Veterans' Services Division assists veterans and their qualified dependents in obtaining Federal, State, and local benefits and provides counseling on Federal, State and local veterans' benefits, claim preparation and submission, claim follow-up, and initiation and development of appeals (when appropriate). Information and referral services to link veterans to other County and community services are also provided. The goal of these services is to maximize Federal/State benefits and reimbursements. Another crucial service provided to veterans is the College Fee Waiver Program. These services are provided to qualifying veterans whose dependents are attending colleges/universities in the California State University system. State subvention funds and discretionary General Fund revenue fund this program.

The compensation that veterans obtain from the Veterans Administration (VA) is 100% federally funded. In addition, the activities of the Veterans' Services Division bring in the following additional revenue to this County:

1. Approximately \$30 million per year in compensation, pensions medical services, and vocational rehabilitation;
2. \$85,000 in State subvention funding; and
3. Approximately \$1,200,000 in savings to the County's General Fund by participating in the State Mandated Welfare Referral Program. This program requires the Veterans Services Office (VSO) to verify and make benefit entitlement determinations on all public assistance referrals (i.e. GA/FR, CalWORKS, Food Stamps and Medi-Cal) received from the Community Services Agency.

The Veterans' Services Office brings maximum return to the County for the funds expended in providing services to the veteran population. In addition to this revenue being spent in local businesses, the California Department of Finance estimates that approximately 16 cents of every award dollar represents new local tax revenue.

AAA - Veterans Services				
Classification	2010-2011 Actual	2011-2012 Adopted Budget	2012-2013 Requested Proposed Budget	2012-2013 Recommended Proposed Budget
Taxes	\$0	\$0	\$0	\$0
Licenses, Permits, Franchises	\$0	\$0	\$0	\$0
Fines, Forfeitures, Penalties	\$0	\$0	\$0	\$0
Revenue from use of Assets	\$0	\$0	\$0	\$0
Intergovernmental Revenue	\$85,253	\$85,000	\$85,000	\$85,000
Charges for Service	\$0	\$0	\$0	\$0
Miscellaneous Revenue	\$0	\$500	\$500	\$500
Other Financing Sources	\$0	\$0	\$0	\$0
Total Revenue	\$85,253	\$85,500	\$85,500	\$85,500
Salaries and Benefits	\$301,882	\$285,056	\$276,162	\$276,162
Services and Supplies	\$10,862	\$21,089	\$25,341	\$25,341
Other Charges	\$15,029	\$20,820	\$27,232	\$27,232
Fixed Assets	\$0	\$0	\$0	\$0
Other Financing Uses	\$8,989	\$0	\$0	\$0
Equity	\$0	\$0	\$0	\$0
Intrafund	\$12,411	\$5,340	\$0	\$0
Contingencies	\$0	\$0	\$0	\$0
Gross Costs	\$349,173	\$332,305	\$328,735	\$328,735
Fund Balance	\$0	\$0	\$0	\$0
Net County Cost	\$263,920	\$246,805	\$243,235	\$243,235

PROGRAM DISCUSSION

At the proposed level of funding, the Department can maintain the same level of service in terms of the number of veterans it has served in the last couple of years. However, as the number of veterans who need assistance continues to increase, due primarily to the veterans coming back from war, they will have to wait longer than three weeks to get an appointment. It has become extremely difficult to maintain the same level of service due to reduced staffing.

Eight of the County's twelve labor organizations have agreed on a permanent 6% salary deduction to be effective July 1, 2012. The County is currently in negotiations with the remaining four labor groups. Three (3) positions in this budget are represented by one of these four groups. The estimated cost of not having these agreements in place for this budget with these groups represents an increase in cost over 2011-2012 salary costs of \$8,000, which is the equivalent of no full-time positions. In the absence of these Agreements, any reductions-in-force would likely occur as part of the Final Budget.

STAFFING IMPACTS

Total current authorized positions— 4

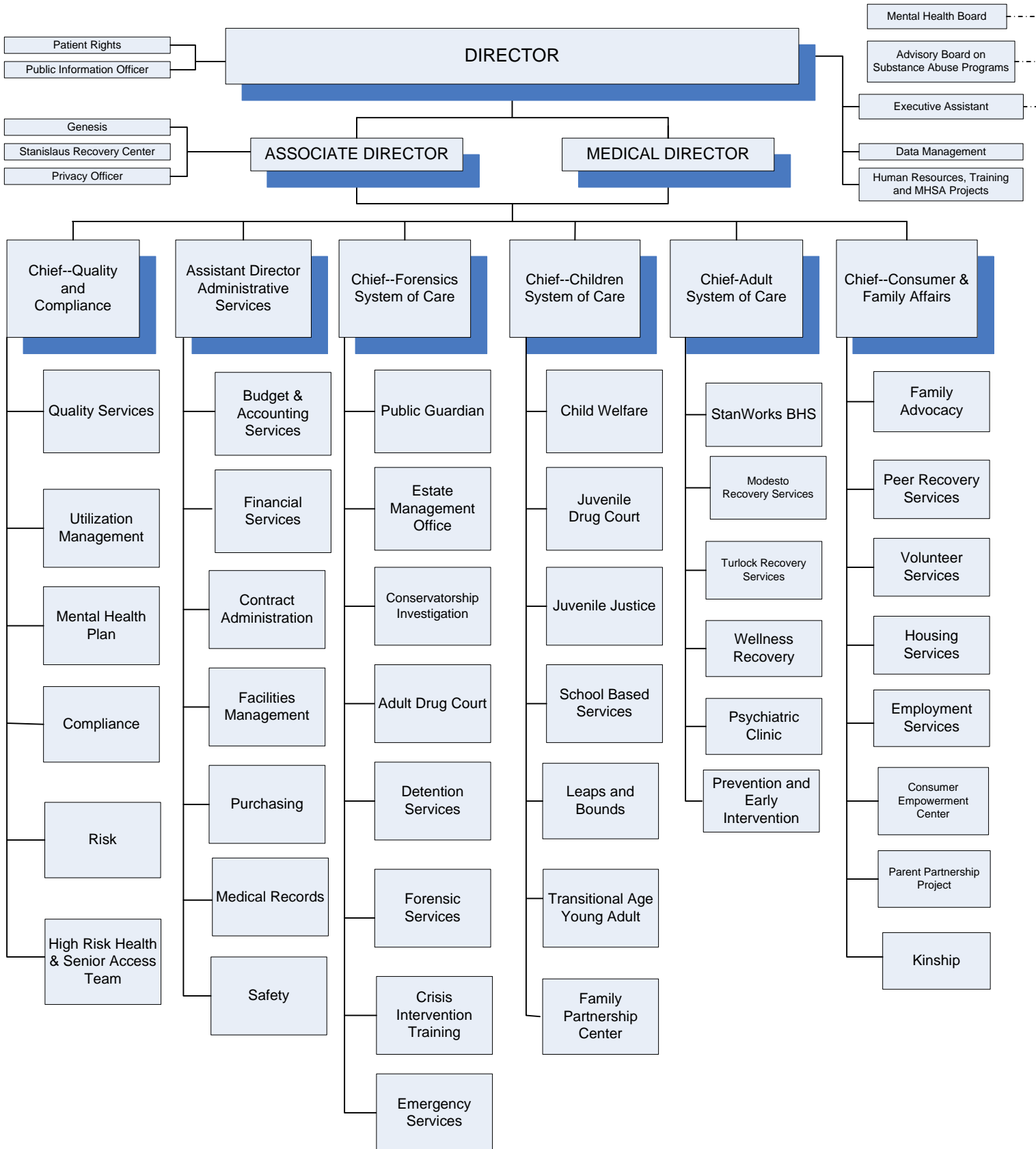
There are no recommended changes to the current level of staffing.

Total recommended authorized positions— 4

RECOMMENDED PROPOSED BUDGET

It is recommended that a budget of \$328,735 be approved for the AAA- Veterans Services as an interim spending plan until the Final Budget is adopted. This budget is funded from \$85,500 in estimated department revenue and a \$243,235 contribution from the General Fund. This department will be negatively impacted by the lack of labor agreements and will need to address priority programs/services, staffing and the potential use of the fund balance savings in the Final Budget.

STANISLAUS COUNTY BEHAVIORAL HEALTH AND RECOVERY SERVICES



Revised March 2012

STANISLAUS COUNTY, CALIFORNIA
Budget Year 2012-2013
HUMAN SERVICES
Health



**BEHAVIORAL HEALTH AND
RECOVERY SERVICES**
Madelyn Schlaepfer, PhD., Director

BUDGET AT A GLANCE

Gross Costs	\$77,432,815
Total Revenue	\$71,263,700
Fund Balance/Retained Earnings	\$4,710,173
Net County Cost	\$1,458,942
Total Recommended Staffing	343
% Funded by Local Discretionary Funds	1.9%

MISSION STATEMENT

In partnership with our community, our mission is to provide and manage effective prevention and behavioral health services that promote the community's capacity to achieve wellness, resilience, and recovery outcomes.

ACCOMPLISHMENTS AND OBJECTIVES

The Accomplishments and Objectives for Behavioral Health & Recovery Services for the 2012-2013 Budget Year include:

- ◆ Hired a dedicated Outcomes Manager, to work with Senior Leadership, Program Coordinators, partners and staff to develop, measure and report on program outcomes related to answering the question "Is anyone better off?" as it relates to specific BHRS programs.
- ◆ Implemented the Anasazi Electronic Health Record Practice Management module which replaces the aging Insyst Patient Information System and built a new dedicated training room and enhanced computer server room to support the Electronic Health Record and other departmental training initiatives.
- ◆ Held two Crisis Intervention Training (CIT) academies, training 42 officers from the Sheriff's Office and Modesto Police Department. CIT is a local partnership between BHRS, Sheriff's Office, Modesto Police Department, and National Alliance on Mental Illness focused on how to recognize some of the signs and symptoms of the illnesses and the appropriate way to react.
- ◆ Implemented the Mental Health First Aid education program to teach non-mental health professionals, how to react and
- ◆ Roll out Department's Transformation Project to all BHRS staff by June 30, 2013.
- ◆ Finalize a Strategic Plan related to 24-Hour Secure Mental Health services and begin implementation.
- ◆ Implement three additional modules of the Anasazi Electronic Health Record: Assessment and Treatment Planning, Physician's Home Page and Managed Care Operations.
- ◆ Implement document scanning of all existing paper charts into an electronic document management system and a data warehouse to enable collection of outcome measures.
- ◆ Continue Community Capacity Building (CCB) Efforts. Award contracts for specific projects to be completed by June 30, 2013. Begin work in 4 more rural communities to have community lead initiatives supported through CCB.
- ◆ Finalize implementation of all Alcohol and Other Drug Stakeholder recommendations including Community-Based Outpatient Services.

FISCAL YEAR 2011-2012 ACCOMPLISHMENTS	BUDGET YEAR 2012-2013 OBJECTIVES
<p>respond to those with mental illness or having a mental health crisis.</p> <ul style="list-style-type: none"> ◆ Began implementation of Prevention and Early Intervention Community Capacity Building (CCB). BHRS worked extensively in four rural communities: 1) Hughson, Waterford and Empire; 2) Westley and Grayson; 3) South Modesto; and 4) West Modesto, to develop a leadership collaborative as part of the CCB focus. 	

BUDGETS WITHIN BEHAVIORAL HEALTH AND RECOVERY SERVICES INCLUDE:

- ◆ Behavioral Health and Recovery Services
- ◆ Alcohol and Drug Program
- ◆ Managed Care
- ◆ Mental Health Services Act
- ◆ Public Guardian
- ◆ Stanislaus Recovery Center
- ◆ Substance Abuse and Crime Prevention Act

STANISLAUS COUNTY, CALIFORNIA
Budget Year 2012-2013
HUMAN SERVICES
Health



BEHAVIORAL HEALTH AND RECOVERY SERVICES

Budget Unit 1501 6000000
Special Revenue Fund

SERVICES PROVIDED

Behavioral Health and Recovery Services provides outpatient mental health services to seriously mentally ill adults and older adults, and seriously emotionally disturbed children and youth. BHRS also provides assessment and referral for inpatient mental health services, as appropriate. Services are highly integrated with other County Departments (Probation, Community Services Agency, Sheriff's Office, Health Services Agency and others). These services include individual, group and family counseling, rehabilitation services, case coordination and medication.

Additional services provided by BHRS include:

1. Crisis emergency response services to all residents of Stanislaus County;
2. Housing and employment services to persons with serious mental illness;
3. Assessment and treatment services to handicapped and disabled students with serious emotional disturbance;
4. Mental Health and Alcohol and Drug assessment and treatment service to Temporary Assistance to Needy Families (TANF) recipients with welfare to work plans;
5. Fiscal and administrative support for the entire BHRS Department, including quality improvement, risk management, performance measurement and employee training;
6. Clinical and support services to families that have had incidents of child abuse, neglect or domestic violence and are seen by the collaborative Family Justice Center; and
7. Assessment and referral under the Specialty Mental Health Plan.

CASH/FUND BALANCE

As of July 1, 2012, the projected cash balance is estimated to be a positive \$33,098,740 compared to the July 1, 2011 positive cash balance of \$27,113,769. The comparable difference from the prior year's cash position is primarily due to a reduction in the Accounts Receivable balance resulting in an increase to the cash balance; in addition to an increase in Deferred Revenue.

As of July 1, 2012, the projected fund balance is estimated to be \$25,373,104, compared to the July 1, 2011 fund balance of \$25,529,434, a decrease of less than 1%. The minimal decrease is due to a projected operating loss of \$156,330, as a result of expenses exceeding revenues.

Behavioral Health and Recovery Services				
Classification	2010-2011 Actual	2011-2012 Adopted Budget	2012-2013 Requested Proposed Budget	2012-2013 Recommended Proposed Budget
Taxes	\$0	\$0	\$0	\$0
Licenses, Permits, Franchises	\$0	\$0	\$0	\$0
Fines, Forfeitures, Penalties	\$0	\$0	\$0	\$0
Revenue from use of Assets	\$355,450	\$284,466	\$284,393	\$284,393
Intergovernmental Revenue	\$14,971,440	\$18,193,915	\$21,790,041	\$21,790,041
Charges for Service	\$17,216,908	\$16,045,967	\$16,004,781	\$16,004,781
Miscellaneous Revenue	\$420,574	\$312,902	\$301,598	\$301,598
Other Financing Sources	\$3,997,729	\$3,539,963	(\$196,866)	(\$196,866)
Total Revenue	\$36,962,101	\$38,377,213	\$38,183,947	\$38,183,947
Salaries and Benefits	\$17,688,901	\$21,567,706	\$22,019,909	\$22,019,909
Services and Supplies	\$16,114,046	\$18,298,965	\$17,844,984	\$17,844,984
Other Charges	\$2,133,363	\$2,639,110	\$1,920,557	\$1,920,557
Fixed Assets				
Buildings & Improvements	\$8,894	\$23,000	\$0	\$0
Equipment	\$19,351	\$220,000	\$0	\$0
Other Financing Uses	\$485,596	\$0	\$0	\$0
Equity	\$0	\$0	\$0	\$0
Intrafund	(\$2,449,770)	(\$2,329,437)	(\$1,956,382)	(\$1,956,382)
Contingencies	\$0	\$0	\$0	\$0
Gross Costs	\$34,000,381	\$40,419,344	\$39,829,068	\$39,829,068
Fund Balance	(\$3,773,653)	\$1,216,772	\$819,762	\$819,762
Net County Cost	\$811,933	\$825,359	\$825,359	\$825,359

PROGRAM DISCUSSION

At the proposed level of funding, the Department will need to use \$819,762 in departmental fund balance to maintain current services at Fiscal Year 2011-2012 levels. The use of fund balance is a temporary strategy pending the outcome of outstanding labor negotiations. The Department has an unencumbered balance of approximately \$2.4 million in Mental Health Fund Balance that can be used to sustain operations on a temporary basis.

Eight of the County's twelve labor organizations have agreed on a permanent 6% salary deduction to be effective July 1, 2012. The County is currently in negotiations with the remaining four labor groups. 188 Full-Time positions in this budget are represented by one of these four groups. The estimated cost of not having these agreements in place for this budget with these groups represents an increase in cost over 2011-2012 salary costs of \$803,089, which is the equivalent of 8 full-time positions in various classifications and programs. In the absence of these Agreements, any reductions-in-force would likely occur as part of the Final Budget.

Behavioral Health and Recovery Services (BHRS) is heavily funded through an intricately woven array of categorical Federal and State allocations. The Department's primary funding source is Specialty Mental Health (Short-Doyle) Medi-Cal. BHRS revenue is generated by staff providing services to consumers. To make reductions of this magnitude requires a strategic analysis of all revenue generating programs to insure that cuts are not made to programs that will create the need to make even more extensive reductions. The department is developing a reduction plan for consideration in the Final Budget. A final plan will be submitted in the Budget Year 2012-2013 Final Budget process.

The strategic planning process will include an evaluation of all mandated services. The Department's regulatory mandates include crisis intervention for all County residents, hospitalization for uninsured and Medi-Cal eligible individuals, and allowable mental health services to Medi-Cal eligible adults and older adults with serious mental illness and to severely emotionally disturbed children and youth. All other current services are only provided as funds are available. Approximately 78% of the

Department's revenue is categorical, thus limiting options for restructuring. Currently, BHRS and its organizational providers serve approximately 10,724 through funding in this budget unit. This includes 4,110 adult consumers, 264 older adult consumers and 6,350 children/adolescents and their families.

There is one known reduction in State funding for Budget Year 2012-2013. Assembly Bill 3632, enacted in 1984, was California's response to the Federal Individuals with Disabilities Education Act (IDEA). The Bill mandated that students with certain emotional disorders be provided mental health services as a supplement to their education at no cost to the family. The legislation also mandated that all mental health services be provided by County Mental Health Departments. The latter portion of the mandate was repealed effective June 30, 2011. For Fiscal Year 2011-2012 only, the State redirected funding from the Mental Health Services Act to provide a bridge while Mental Health Departments and local School Districts worked through the transition. In Budget Year 2012-2013, BHRS will contract with the Department of Education and Modesto City Schools for IDEA services. However, BHRS is still negotiating the level of funding with the two school districts. This budget reflects Fiscal Year 2011-2012 levels. If changes are necessary, they will be made during the Final Budget process.

Assembly Bill (AB) 1297 was signed into law on October 9, 2011. This bill, commencing on July 1, 2012, requires the standards, guidelines, and reimbursement amounts for Mental Health Medi-Cal in California to be consistent with Federal Medicaid requirements, as specified in the approved Medicaid State plan and waivers. The bill also requires counties to certify that certified public expenditures have been incurred prior to reimbursement of Federal funds. Prior to the passage of AB 1297, the California Department of Mental Health had its own set of regulations by which Short-Doyle Medi-Cal was administered. AB 1297 makes the following changes:

1. Counties will no longer be limited to an imposed State Maximum Allowable rate for reimbursement. Instead, counties will be allowed to bill for all of their costs up to the Upper Payment Limit, which is yet to be established. Federal reimbursement is 50% of the allowable costs. This change will enable counties to potentially recoup 50% of their total cost; however, counties will also be required to contribute more in matching funds as well;
2. In order to bill through the Upper Payment Limit process, counties will be required to submit a certification to the State that matching funds are available prior to the reimbursement of Federal funds. Formerly this certification was made only through the annual cost reporting process, due six months after the end of the fiscal year. This new requirement puts an added burden on the County to insure that matching funds are available at the time services are provided; and
3. Expands the claiming period to one year from the date of service, rather than 6 months.

Effective July 1, 2012, the Early Periodic Screening, Diagnosis and Treatment (EPSDT) program will be funded through the new 2011 State Realignment process, which is based on a percentage of sales tax. EPSDT is the State's mandated match for Medi-Cal services to children and adolescents up to age 21. As such, it is an entitlement program and has historically been funded out of State General Funds, with each county having a required "baseline", or Maintenance of Effort, based on the level of service at the time the program was established. Stanislaus County had a robust program at that time resulting in a high baseline of \$2,383,981. The program will now be funded through sales tax receipts, with each county assessed an initial 9.2% share of cost. Unfortunately, an allocation methodology has yet to be established. There is also no clear mechanism for funding future growth, creating a potential unfunded mandate. The Department has budgeted EPSDT at the Fiscal Year 2011-2012 service level, pending establishment of a final allocation methodology, but has heard through Association meetings that funds available for Budget Year 2012-2013 may be lower than the current fiscal year. The Department will continue to watch this closely.

The Governor's proposed Budget Year 2012-2013 budget eliminates the Healthy Families program effective October 1, 2012 and creates a new Medi-Cal program in its place. Healthy Families currently serves low income children who do not qualify for Medi-Cal, but have no other health benefits. While BHRS does not serve a large Healthy Families population, there is a potential impact to EPSDT if moved to Medi-Cal. The estimated number of beneficiaries that the State has shared with counties has been very low, so counties are unable to fully determine what impact this will have to the recently realigned EPSDT program. BHRS will continue to watch closely.

In July 2002, the “Katie A., et.al vs. the State of California” and the County of Los Angeles class-action lawsuit was filed on behalf of five named plaintiff foster children, as well as, a class of children and young adults already in foster care, and/or those at risk of entering the foster care system. In lieu of monetary compensation, the Katie A. plaintiffs requested that the State and County improve upon its delivery of mental health services to children and families. Implementation of the settlement is to begin in Budget Year 2012-2013. Katie A. expands the level of care to be provided to those members of the class. It is unknown what impact this may have on the Department and its EPSDT allocation.

Effective July 1, 2012, the California Department of Mental Health will no longer exist. All functions related to Medi-Cal have been transferred to the Department of Health Care Services. The California Mental Health Directors Association has been heavily involved in the transition. BHRS does not anticipate any major impact as a result of this change, but will continue to watch closely and participate in Association discussions.

The Governor has established a new Department of State Hospitals to oversee the management of the State’s remaining locked facilities. Unrelated to the new department, counties have been advised to anticipate a 20% increase in the cost of State Hospital beds. Currently counties contract with the State for dedicated beds. If unused, these beds can be purchased by other counties. Stanislaus County currently contracts for 3 beds and anticipates having them full. The annual cost per bed is approximately \$183,679. A 20% increase will be \$220,416 per bed and is included in the proposed budget request.

During Calendar Year 2009, BHRS began the process of purchasing and implementing a new Electronic Health Record and Billing System. The Department went “Live” in January 2012. By going live, BHRS shut down its previous system from 1991, and began the process of hands-on training for staff. The first phase of training has focused on Practice Management, which includes establishing a medical record, demographic data collection and service entry. Phase 2 will start in late spring and will consist of electronic assessments, progress notes and treatment plans. Phase 3 will be the Doctors’ Homepage and Managed Care component. At the same time, the State began implementing required Federal billing changes. As a result, many of the new changes are not in the current version of the system and must be added. This has resulted in a slow down of service entry and provider billing. Additionally, BHRS has experienced loss of staff productivity as a result of learning the new system. This is not uncommon to entities who have implemented new systems. BHRS has set aside a contingency in its Fund Balance in the event revenue projections are not met. The Department will closely watch its subsequent revenue receipts and will make any necessary adjustments at a future budget update.

STAFFING IMPACTS

Total current authorized positions— 214

There are no recommended changes to the current level of staffing.

Total recommended authorized positions— 214

RECOMMENDED PROPOSED BUDGET

It is recommended that a budget of \$39,829,068 be approved for the Behavioral Health and Recovery Services budget as an interim spending plan until the Final Budget is adopted. This budget is funded from \$38,183,947 in estimated department revenue, \$825,359 from County Match, and \$819,762 of department fund balance. This department will be negatively impacted by the lack of labor agreements and will need to address priority programs/services, staffing and the use of fund balance in the Final Budget.

STANISLAUS COUNTY, CALIFORNIA
Budget Year 2012-2013
HUMAN SERVICES
Health



BEHAVIORAL HEALTH AND RECOVERY SERVICES—
ALCOHOL AND DRUG PROGRAM

Budget Unit 1502 6500001
Special Revenue Fund

SERVICES PROVIDED

The Alcohol and Drug Program provides specialized alcohol and drug treatment and prevention services to Stanislaus County residents including:

1. Narcotic replacement (Methadone) detoxification and maintenance therapy;
2. Alcohol and drug treatment to persons incarcerated in jail facilities;
3. Adult Drug Court alcohol and drug treatment;
4. Treatment services for persons with co-occurring substance use and mental health issues; and
5. Alcohol and drug prevention services for youth.

CASH/FUND BALANCE

As of July 1, 2012, the projected cash balance is estimated to be a positive \$453,520 compared to the July 1, 2011 positive balance of \$556,424. Other receivables are projected to increase this balance by approximately \$200,000 due to an increase in Medi-Cal billing related to the new Aegis contract. The increase in other receivables is partially offset by an increase in other accounts payables of \$125,000 also related to the Aegis contract. The remainder of the change is due to projected changes in deferred revenues, salaries payable and the operating result.

As of July 1, 2012, the projected fund balance is estimated to be \$296,618, compared to the July 1, 2011 fund balance of \$257,461, an increase of approximately 15%. This is due to the receipt of revenues dedicated to new programs that were late in getting started, resulting in excess projected revenue.

BHRS - Alcohol and Drug				
Classification	2010-2011 Actual	2011-2012 Adopted Budget	2012-2013 Requested Proposed Budget	2012-2013 Recommended Proposed Budget
Taxes	\$0	\$0	\$0	\$0
Licenses, Permits, Franchises	\$0	\$0	\$0	\$0
Fines, Forfeitures, Penalties	\$13,266	\$9,882	\$9,785	\$9,785
Revenue from use of Assets	\$6,859	\$4,418	\$5,118	\$5,118
Intergovernmental Revenue	\$2,341,303	\$2,466,297	\$4,325,271	\$4,325,271
Charges for Service	\$499,965	\$535,027	\$2,323,284	\$2,323,284
Miscellaneous Revenue	\$183	\$297	\$0	\$0
Other Financing Sources	\$236	\$404	\$0	\$0
Total Revenue	\$2,861,812	\$3,016,325	\$6,663,458	\$6,663,458
Salaries and Benefits	\$1,086,745	\$1,190,445	\$2,002,946	\$2,002,946
Services and Supplies	\$915,189	\$1,239,217	\$3,998,115	\$3,998,115
Other Charges	\$146,009	\$86,458	\$103,639	\$103,639
Fixed Assets	\$0	\$0	\$0	\$0
Other Financing Uses	\$26,443	\$0	\$0	\$0
Equity	\$0	\$0	\$0	\$0
Intrafund	\$798,632	\$583,446	\$454,358	\$454,358
Contingencies	\$0	\$0	\$0	\$0
Gross Costs	\$2,973,018	\$3,099,566	\$6,559,058	\$6,559,058
Fund Balance	\$54,200	\$26,235	(\$161,406)	(\$161,406)
Net County Cost	\$57,006	\$57,006	\$57,006	\$57,006

PROGRAM DISCUSSION

The 2012-2013 Recommended Proposed Budget for the Behavioral Health and Recovery Services – Alcohol and Drug Program has more than doubled since the 2011-2012 Adopted Final Budget. The increase is primarily due to the Department of Alcohol and Drug Programs requiring contract providers of Drug Medi-Cal services to contract with counties, rather than the State, effective July 1, 2011. Aegis Medical Systems, Inc. is an established provider of Narcotic Replacement Therapy and has provided services in Stanislaus County under the State contract since 1998. On June 28, 2011 the Board of Supervisors approved an item to enter into an agreement with Aegis Medical Systems, Inc. for Narcotic Replacement Therapy services. The funding sources are the 2011 Realignment and Drug Medi-Cal.

At the proposed level of funding, the Department will be able to maintain current services at Fiscal Year 2011-2012 levels. This budget unit serves approximately 377 individuals with substance use disorders through funds that are 95% categorical. The primary sources of funding are Federal Substance Abuse Prevention and Treatment block grant, State 2011 Realignment and Drug Medi-Cal Federal Financial Participation.

Eight of the County's twelve labor organizations have agreed on a permanent 6% salary deduction to be effective July 1, 2012. The County is currently in negotiations with the remaining four labor groups. 18 Full-Time positions in this budget are represented by one of these four groups. The estimated cost of not having these agreements in place for this budget with these groups represents an increase in cost over 2011-2012 salary costs of \$167,469, which is the equivalent of 2 full-time positions. In the absence of these Agreements, any reductions-in-force would likely occur as part of the Final Budget.

Effective July 1, 2012, the California Department of Alcohol and Drug Programs will no longer exist. All functions related to Medi-Cal have been transferred to the Department of Health Care Services. Many other functions are being piecemealed out to other State departments. The California Alcohol and Drug Program Administrators' Association has been heavily involved in the transition. BHRS does not anticipate any major impact as a result of this change, but will continue to watch it closely and participate in Association discussions.

During Fiscal Year 2011-2012, all programs formerly funded with State General Funds were collapsed into the new 2011 Realignment program. Included was the State required match for Drug Medi-Cal,

which is an entitlement program. Assembly Bill (AB) 118 created the Local Revenue Fund 2011 in the State Treasury to fund the realigned programs, including a reserve for growth in entitlement programs. The allocation methodology for Fiscal Year 2011-2012 guaranteed counties funding for the programs at Fiscal Year 2010-2011 levels. However, no decisions have been made as to how to fund growth in subsequent years, how counties can access the reserve account, or if counties will be allowed to keep unused funding. BHRS has budgeted these programs at the current level, pending a final decision by the State.

During the Fall 2010, BHRS identified a number of funding issues that would have a significant impact on Fiscal Year 2011-2012 alcohol and drug program services. Realizing that this impact would have community-wide consequences, the Department initiated a Community Stakeholder Process to solicit input regarding how alcohol and other drug services should look in Stanislaus County. After eight meetings concluding on March 2, 2011, the Stakeholder Group presented BHRS with a proposal for allocating funds in Fiscal Year 2011-2012. The proposal represented some major shifts in service delivery, most notably at Stanislaus Recovery Center. A team was assembled to develop an implementation plan for moving forward. Many of the recommendations included moving services out of department service sites and into the community. To accomplish this required Request for Proposal processes, thus slowing the implementation process. The Department anticipates implementing a community-based outpatient program during Budget Year 2012-2013.

STAFFING IMPACTS

Total current authorized positions— 18

There are no recommended changes to the current level of staffing.

Total recommended authorized positions— 18

RECOMMENDED PROPOSED BUDGET

It is recommended that a budget of \$6,559,058 be approved for the Behavioral Health and Recovery Services – Alcohol and Drug Program budget as an interim spending plan until the Final Budget is adopted. This budget is funded from \$6,663,458 in estimated department revenue, a \$57,006 from County Match, resulting in a contribution of \$161,406 to department fund balance. This department will be negatively impacted by the lack of labor agreements and will need to address priority programs/services, staffing and the use of fund balance in the Final Budget.

STANISLAUS COUNTY, CALIFORNIA
Budget Year 2012-2013
HUMAN SERVICES
Health



BEHAVIORAL HEALTH AND RECOVERY SERVICES—MANAGED CARE

Budget Unit 1504 6400001
Special Revenue Fund

SERVICES PROVIDED

This budget provides oversight of Specialty Mental Health Managed Care functions for Behavioral Health and Recovery Services (BHRS) including service authorization, utilization management and Medi-Cal contract compliance; access to services; and Federal and State regulatory compliance monitoring. Managed Care funding also pays claims for services to providers for Medi-Cal beneficiaries needing specialty mental health services, including acute psychiatric hospitalization.

CASH/FUND BALANCE

As of July 1, 2012, the projected cash balance is estimated to be a negative \$2,787,691, compared to the July 1, 2011 negative cash balance of \$2,346,375. The comparable difference from the prior year's cash position is primarily due to an increase in Accounts Payables balance and a projected operating deficit at the end of this fiscal year.

As of July 1, 2012, the projected fund balance is estimated to be a negative \$3,405,539, compared to the July 1, 2011 negative fund balance of \$1,827,826, a decrease of approximately 86%. The decrease is due to the significant increase in hospitalization costs at Doctors Behavioral Health Center. Managed Care operates with a deficit every year. The negative fund balance is covered by the primary Behavioral Health and Recovery Services positive fund balance, which has a current unencumbered balance of approximately \$3,000,000 as of March 31, 2012.

BHRS - Managed Care				
Classification	2010-2011 Actual	2011-2012 Adopted Budget	2012-2013 Requested Proposed Budget	2012-2013 Recommended Proposed Budget
Taxes	\$0	\$0	\$0	\$0
Licenses, Permits, Franchises	\$0	\$0	\$0	\$0
Fines, Forfeitures, Penalties	\$0	\$0	\$0	\$0
Revenue from use of Assets	(\$22,480)	(\$23,826)	(\$15,698)	(\$15,698)
Intergovernmental Revenue	\$2,186,196	\$2,583,404	\$4,274,633	\$4,274,633
Charges for Service	\$658,928	\$537,559	\$452,405	\$452,405
Miscellaneous Revenue	\$600,000	\$746,264	\$0	\$0
Other Financing Sources	\$1,163,608	\$1,600,565	\$0	\$0
Total Revenue	\$4,586,252	\$5,443,966	\$4,711,340	\$4,711,340
Salaries and Benefits	\$858,574	\$1,036,366	\$956,937	\$956,937
Services and Supplies	\$2,527,570	\$2,778,544	\$4,812,927	\$4,812,927
Other Charges	\$1,207,374	\$1,250,888	\$1,850,992	\$1,850,992
Fixed Assets	\$0	\$0	\$0	\$0
Other Financing Uses	\$23,221	\$0	\$0	\$0
Equity	\$0	\$0	\$0	\$0
Intrafund	\$208,910	\$176,676	\$102,983	\$102,983
Contingencies	\$0	\$0	\$0	\$0
Gross Costs	\$4,825,649	\$5,242,474	\$7,723,839	\$7,723,839
Fund Balance	\$216,771	(\$201,492)	\$3,012,499	\$3,012,499
Net County Cost	\$22,626	\$0	\$0	\$0

PROGRAM DISCUSSION

At the proposed level of funding, the Department will need to use \$3,012,499 in Departmental Fund Balance or redirect other resources to maintain services at current levels. Unfortunately, there is no temporary solution as psychiatric inpatient hospitalization costs continue to rise, while funding remains the same or is reduced. BHRS has experienced an unanticipated spike in the number of psychiatric hospitalizations over the last year. Counties are mandated to provide crisis stabilization for all County residents and hospitalization for uninsured and Medi-Cal eligible individuals. In Fiscal Year 2010-2011, the Department had an average of 20 individuals hospitalized on a daily basis, 49% of whom were Medi-Cal eligible. Through Fiscal Year 2011-2012 the average daily census has increased to 25, and is continuing to rise, but the Medi-Cal eligible population has decreased to 46%. The Department receives 50% reimbursement for Medi-Cal eligible individuals, but has 100% responsibility for those who are uninsured. The increased census and shift in funding mix has severely impacted this budget unit. A team has been formed to analyze hospitalizations over the past three years to determine if there are recognizable contributing factors to the increase. The Department is also in the process of working with community partners, the Chief Executive Officer, and experts to develop a Strategic Plan for 24-Hour Secure Mental Health Services with a goal of implementing alternatives to acute psychiatric hospitalization.

Finding the right balance of in-patient services paired with outpatient services is crucial. Funding for hospitalization is provided through Mental Health Specialty Managed Care Medi-Cal and the 1991 Realignment allocation. Realignment that is not used to support crisis and hospitalization is allocated to the Department's outpatient teams. If the hospital census continues at current levels, the Department will need to redirect Realignment funding to this budget unit at the expense of outpatient services. Unfortunately, without the current level of outpatient services, the Department anticipates that hospitalizations costs will rise even greater.

Eight of the County's twelve labor organizations have agreed on a permanent 6% salary deduction to be effective July 1, 2012. The County is currently in negotiations with the remaining four labor groups. 8 Full-Time positions in this budget are represented by one of these four groups. The estimated cost of not having these agreements in place for this budget with these groups represents an increase in cost over 2011-2012 salary costs of \$32,941, which is the equivalent of no full-time positions. In the absence of these Agreements, any reductions-in-force would likely occur as part of the Final Budget.

STAFFING IMPACTS

Total current authorized positions— 8

There are no recommended changes to the current level of staffing.

Total recommended authorized positions— 8

RECOMMENDED PROPOSED BUDGET

It is recommended that a budget of \$7,723,839 be approved for the Behavioral Health and Recovery Services – Managed Care budget as an interim spending plan until the Final Budget is adopted. This budget is funded from \$4,711,340 in estimated department revenue and \$3,012,499 in department fund balance. This department will be negatively impacted by the lack of labor agreements and will need to address priority programs/services, staffing and the use of fund balance in the Final Budget.

STANISLAUS COUNTY, CALIFORNIA
Budget Year 2012-2013
HUMAN SERVICES
Health



BEHAVIORAL HEALTH AND RECOVERY SERVICES—
MENTAL HEALTH SERVICES ACT (MHSA)

Budget Unit 1507 6800000
Special Revenue Fund

SERVICES PROVIDED

This fund supports programs funded through MHSA. Services to individuals with serious mental illnesses include:

1. Community Services and Supports, which consists of:
 - a. Outreach services to homeless individuals in the Westside and South Modesto, including individuals who are discharged from inpatient services and have no medical coverage or link to primary care;
 - b. Geropsychiatric assessment and comprehensive services to older adults;
 - c. Intensive, integrated services to individuals who have both a serious mental illness and significant co-occurring health conditions;
 - d. Court-accountable case management, crisis response, peer support, housing and employment services to law enforcement involved individuals who have both a serious mental illness and substance abuse disorders;
 - e. Peer support, information and referral, housing and educational assistance for transitional young adults ages 15-25;
 - f. Crisis intervention services through the use of mental health professionals and consumer and family volunteer support;
 - g. Advocacy, case management, family and individual respite and wrap-around services for youth and their families;
 - h. Employment and empowerment services to adults, older adults and transitional age youth; and
 - i. Crisis housing and intermediate stay services for individuals who are homeless or at risk of homelessness.
2. Workforce Education and Training directed at recruiting difficult to fill behavioral health professional positions;
3. Prevention and Early Intervention services designed to support residents through community-based efforts before they enter the mental health system, including contracted community-based outreach and engagement services with a focus on eliminating racial and ethnic disparities in the access to services;
4. Innovation services which support new mental health practices or approaches to: increase access to underserved groups; increase quality of services; provide better outcomes; and promote interagency collaboration; and
5. Capital Facilities and Technological Needs services which provides funding for a new Electronic Health Record and Billing System, along with community technology supports for consumers and family members, Data Warehouse and Document Imaging.

CASH/FUND BALANCE

As of July 1, 2012, the projected cash balance is estimated to be a positive \$14,120,721, compared to the July 1, 2011 cash balance of \$19,240,390. This significant decrease of \$5,119,669 is a result of expending a portion of the multi-year funding received for the Innovation (INN), Workforce Education & Training (WET), and Technological Needs (TN) components; spending down Community Services and Supports (CSS) Operating Reserve funds to maintain critical service levels despite decreases to the Fiscal Year 2011-2012 CSS allocation funding; and fully utilizing unspent Prevention & Early Intervention (PEI) Fiscal Year 2009-10 Allocation funds to avoid reversion.

As of July 1, 2012, the projected fund balance will be \$0, compared to the July 1, 2011 negative fund balance of \$440,720. At FY 2011-2012 Year-End close, a technical adjustment will be made to utilize unspent prior year CSS MHSA funding to offset the negative fund balance.

BHRS - Mental Health Services Act				
Classification	2010-2011 Actual	2011-2012 Adopted Budget	2012-2013 Requested Proposed Budget	2012-2013 Recommended Proposed Budget
Taxes	\$0	\$0	\$0	\$0
Licenses, Permits, Franchises	\$0	\$0	\$0	\$0
Fines, Forfeitures, Penalties	\$0	\$0	\$0	\$0
Revenue from use of Assets	\$293,931	\$195,447	\$220,104	\$220,104
Intergovernmental Revenue	\$15,380,487	\$18,154,702	\$17,117,913	\$17,117,913
Charges for Service	\$2,745,534	\$1,692,389	\$1,795,736	\$1,795,736
Miscellaneous Revenue	(\$32,393)	\$248,676	\$237,389	\$237,389
Other Financing Sources	\$269,230	\$0	\$0	\$0
Total Revenue	\$18,656,789	\$20,291,214	\$19,371,142	\$19,371,142
Salaries and Benefits	\$7,438,145	\$7,337,895	\$7,244,557	\$7,244,557
Services and Supplies	\$7,711,726	\$9,537,860	\$9,646,183	\$9,646,183
Other Charges	\$1,028,062	\$1,312,700	\$1,110,543	\$1,110,543
Fixed Assets				
Equipment	\$554,620	\$501,850	\$259,011	\$259,011
Other Financing Uses	\$344,835	\$164,000	\$164,640	\$164,640
Equity	\$0	\$0	\$0	\$0
Intrafund	\$1,497,473	\$1,493,590	\$1,213,872	\$1,213,872
Contingencies	\$0	\$0	\$0	\$0
Gross Costs	\$18,574,861	\$20,347,895	\$19,638,806	\$19,638,806
Fund Balance	(\$81,928)	\$56,681	\$267,664	\$267,664
Net County Cost	\$0	\$0	\$0	\$0

PROGRAM DISCUSSION

At the proposed level of funding, the Department will need to use \$267,664 in MHSA Operating Reserve to maintain services at current levels. Operating Reserve is a State sanctioned set aside of 10% MHSA Community Services and Supports funding to be used for unanticipated expenses. The use of Operating Reserve is a temporary strategy pending the outcome of outstanding labor negotiations.

Eight of the County's twelve labor organizations have agreed on a permanent 6% salary deduction to be effective July 1, 2012. The County is currently in negotiations with the remaining four labor groups. 70 Full-Time positions in this budget are represented by one of these four groups. The estimated cost of not having these agreements in place for this budget with these groups represents an increase in cost over 2011-2012 salary costs of \$249,092, which is the equivalent of three full-time positions. In the absence of these Agreements, any reductions-in-force would likely occur as part of the Final Budget.

The component that provides direct service to consumers is Community Services and Supports. Funding for programs within this component is braided using primarily MHSA allocation, Medi-Cal Federal Financial Participation and Substance Abuse and Mental Health Administration (SAMHSA) block grant. MHSA funds are used as required match to leverage the Federal funding and provide additional services to County residents. A \$267,664 cut will require a reduction in the current level of services, primarily in the Community Services and Supports component. This component currently serves approximately 2,538 individuals.

Consistent with the Mental Health Services Act (Prop 63, 2004), the MHSA budget unit provides a variety of services through the components noted above. Each of these components has its own set of regulatory requirements. The Department has been notified by the California Mental Health Directors Association to expect up to 20% growth in funding for MHSA. The Department has included an increase of 15% in its initial budget estimates. Effective July 1, 2011, the mechanism for receiving MHSA funding has changed. Previously, counties were provided 75% of their estimated allocations at the beginning of the fiscal year, with the balance sent after receipt of the county's annual revenue and expenditure report. These funds were based on estimates from two years in arrears. Beginning July 1, 2011, MHSA was to be sent monthly based on actual receipts for the current period, similar to State Realignment funding. To mitigate any cash flow issues that counties may have experienced, the State provided 50% up front with the balance materializing later in the fiscal year. Effective July 1, 2012, counties will begin seeing smaller payments on a monthly basis. The cash flow impact of this is currently unknown, but will be analyzed on a monthly basis as funding is received.

Effective July 1, 2012, the California Department of Mental Health will no longer exist. Many of the Mental Health Services Act functions have been transferred to other State departments, creating a fragmented program. The California Mental Health Directors Association has been heavily involved in the transition. BHRS does not anticipate any major impact as a result of this change, but will continue to watch it closely and participate in Association discussions.

STAFFING IMPACTS

Total current authorized positions—73

There are no recommended changes to the current level of staffing.

Total recommended authorized positions— 73

RECOMMENDED PROPOSED BUDGET

It is recommended that a budget of \$19,638,806 be approved for the Behavioral Health and Recovery Services – Mental Health Services Act budget as an interim spending plan until the Final Budget is adopted. This budget is funded from \$19,371,142 in estimated department revenue and \$267,664 in department fund balance. This department will be negatively impacted by the lack of labor agreements and will need to address priority programs/services, staffing and the use of fund balance in the Final Budget.

STANISLAUS COUNTY, CALIFORNIA
Budget Year 2012-2013
HUMAN SERVICES
Other Protection



BEHAVIORAL HEALTH AND RECOVERY SERVICES—PUBLIC GUARDIAN

Budget Unit 1503 6030000
Special Revenue Fund

SERVICES PROVIDED

As the court appointed substitute decision-maker, the Public Guardian provides assistance to individuals who are gravely disabled as a result of mental disorder and are unable to properly provide for themselves or individuals who are substantially unable to manage their own financial resources. Other services provided include:

1. Conservatorship investigation for individuals who are believed to be unable to provide for their own food, clothing and shelter due to their mental illness;
2. Case management for individuals placed on conservatorship by the courts;
3. Management of conservatees assets; and
4. Coordination of investigation and casework services with elder and dependent adult protection agencies.

CASH/FUND BALANCE

As of July 1, 2012, the projected cash balance is estimated to be a negative \$1,147,465 compared to the July 1, 2011 negative balance of \$802,961. The comparable difference from the prior year's cash position is primarily due to an increase in Accounts Receivable, a decrease in Accounts Payable, and a projected operating deficit at the end of this fiscal year.

As of July 1, 2012, the projected fund balance is estimated to be a negative \$1,037,826, compared to the July 1, 2011 negative fund balance of \$779,711, a decrease of approximately 33%. This budget operates with a deficit every year due to the Public Guardian being a mandated program with no required funding attached. The County contribution and collected estate fees are not sufficient to carry the program at the mandated levels. The negative fund balance is covered by the primary Behavioral Health and Recovery Services positive fund balance.

BHRS - Public Guardian				
Classification	2010-2011 Actual	2011-2012 Adopted Budget	2012-2013 Requested Proposed Budget	2012-2013 Recommended Proposed Budget
Taxes	\$0	\$0	\$0	\$0
Licenses, Permits, Franchises	\$0	\$0	\$0	\$0
Fines, Forfeitures, Penalties	\$0	\$0	\$0	\$0
Revenue from use of Assets	\$1,394	\$800	\$0	\$0
Intergovernmental Revenue	\$0	\$0	\$0	\$0
Charges for Service	\$306,477	\$205,022	\$105,000	\$105,000
Miscellaneous Revenue	\$0	\$0	\$0	\$0
Other Financing Sources	\$0	\$0	\$0	\$0
Total Revenue	\$307,871	\$205,822	\$105,000	\$105,000
Salaries and Benefits	\$652,664	\$684,100	\$874,942	\$874,942
Services and Supplies	\$53,235	\$47,947	\$82,627	\$82,627
Other Charges	\$162,213	\$161,220	\$194,955	\$194,955
Fixed Assets	\$0	\$0	\$0	\$0
Other Financing Uses	\$18,281	\$0	\$0	\$0
Equity	\$0	\$0	\$0	\$0
Intrafund	\$129,076	\$120,488	\$98,383	\$98,383
Contingencies	\$0	\$0	\$0	\$0
Gross Costs	\$1,015,469	\$1,013,755	\$1,250,907	\$1,250,907
Fund Balance	\$131,021	\$231,356	\$569,330	\$569,330
Net County Cost	\$576,577	\$576,577	\$576,577	\$576,577

PROGRAM DISCUSSION

At the proposed level of funding, the Department will need to use \$569,330 in department fund balance to maintain services at current levels. The Office of Public Guardian is a mandated County function that receives no direct funding other than from the County General Fund and a small amount of fee revenue earned from court accountings.

The Office of Public Guardian provides services to individuals under both Probate Conservatorship and Lanterman Petris Short (LPS) Conservatorship. LPS conservatees are by definition unable to consent voluntarily to needed mental health treatment services and often live in a custodial setting such as a State Hospital or other locked psychiatric treatment facilities. BHRS works in a highly collaborative way with the Office of Public Guardian to ensure that LPS conservatees are placed in the least restrictive setting for as short a time as possible, in order to term conservatorships when the individual no longer meets legal criteria for this highly restrictive legal status. This results not only in the individual being able to return to community-based living situations and resume voluntary mental health services, but also often results in significant BHRS cost savings, since all LPS locked placement costs are borne by the Department and are not reimbursable by Medi-Cal. Due to the potential impacts if not managed appropriately, the Department has chosen to support shortfalls in the Public Guardian budget through departmental fund balance reserves. The Department recognizes that this is not a sustainable funding source.

Eight of the County's twelve labor organizations have agreed on a permanent 6% salary deduction to be effective July 1, 2012. The County is currently in negotiations with the remaining four labor groups. 8 Full-Time positions in this budget are represented by one of these four groups. The estimated cost of not having these agreements in place for this budget with these groups represents an increase in cost over 2011-2012 salary costs of \$24,979, which is the equivalent of zero full-time positions. In the absence of these Agreements, any reductions-in-force would likely occur as part of the Final Budget.

STAFFING IMPACTS

Total current authorized positions— 9

There are no recommended changes to the current level of staffing.

Total recommended authorized positions— 9

RECOMMENDED PROPOSED BUDGET

It is recommended that a budget of \$1,250,907 be approved for the Behavioral Health and Recovery Services – Public Guardian budget as an interim spending plan until the Final Budget is adopted. This budget is funded from \$105,000 in estimated department revenue, \$576,577 from County Match, and \$569,330 in department fund balance. This department will be negatively impacted by the lack of labor agreements and will need to address priority programs/services, staffing and the use of fund balance in the Final Budget.

STANISLAUS COUNTY, CALIFORNIA
Budget Year 2012-2013
HUMAN SERVICES
Health



BEHAVIORAL HEALTH AND RECOVERY SERVICES—
STANISLAUS RECOVERY CENTER

Budget Unit 1505 6700100
 Special Revenue Fund

SERVICES PROVIDED

The Stanislaus Recovery Center (SRC) provides residential detoxification services, outpatient and day treatment alcohol and drug services. SRC also provides residential and day treatment Co-Occurring Treatment services for individuals with dual substance use disorders and mental health issues.

CASH/FUND BALANCE

As of July 1, 2012, the projected cash balance is estimated to be a positive \$747,197, compared to the July 1, 2011 positive balance of \$764,624. The comparable difference from the prior year's cash position is due to an expected increase in other receivables due to an increase in Medi-Cal billings.

As of July 1, 2012, the projected fund balance is estimated to be \$689,448, compared to the July 1, 2011 fund balance of \$689,448. At FY 2011-2012 Year-End close a technical adjustment will be made to utilize unspent deferred block grant revenues.

BHRS - Stanislaus Recovery Center				
Classification	2010-2011 Actual	2011-2012 Adopted Budget	2012-2013 Requested Proposed Budget	2012-2013 Recommended Proposed Budget
Taxes	\$0	\$0	\$0	\$0
Licenses, Permits, Franchises	\$0	\$0	\$0	\$0
Fines, Forfeitures, Penalties	\$130,313	\$81,365	\$101,961	\$101,961
Revenue from use of Assets	\$39,837	\$41,742	\$49,155	\$49,155
Intergovernmental Revenue	\$1,593,579	\$955,024	\$1,299,055	\$1,299,055
Charges for Service	\$622,800	\$479,021	\$549,462	\$549,462
Miscellaneous Revenue	\$153	\$176,765	\$0	\$0
Other Financing Sources	\$250	\$0	\$229,180	\$229,180
Total Revenue	\$2,386,932	\$1,733,917	\$2,228,813	\$2,228,813
Salaries and Benefits	\$2,090,562	\$490,669	\$1,614,366	\$1,614,366
Services and Supplies	\$607,144	\$1,054,730	\$552,966	\$552,966
Other Charges	\$251,067	\$233,280	\$177,018	\$177,018
Fixed Assets	\$0	\$0	\$0	\$0
Other Financing Uses	\$44,672	\$0	\$0	\$0
Equity	\$0	\$0	\$0	\$0
Intrafund	(\$184,321)	(\$44,762)	\$86,787	\$86,787
Contingencies	\$0	\$0	\$0	\$0
Gross Costs	\$2,809,124	\$1,733,917	\$2,431,137	\$2,431,137
Fund Balance	\$27,839	\$0	\$202,324	\$202,324
Net County Cost	\$394,353	\$0	\$0	\$0

PROGRAM DISCUSSION

At the proposed level of funding, the Department will need to use \$202,324 in Alcohol and Drug Fund Balance to maintain services at current levels. Stanislaus Recovery Center currently serves approximately 658 individuals with substance use disorders and 114 with co-occurring substance use and mental health issues. The use of Fund Balance is a temporary strategy pending the outcome of outstanding labor negotiations and full implementation of prior year Stakeholder recommendations. There is currently \$900,000 available in the Alcohol and Drug Fund Balance.

Eight of the County's twelve labor organizations have agreed on a permanent 6% salary deduction to be effective July 1, 2012. The County is currently in negotiations with the remaining four labor groups. 20 Full-Time positions in this budget are represented by one of these four groups. The estimated cost of not having these agreements in place for this budget with these groups represents an increase in cost over 2011-2012 salary costs of \$70,341, which is the equivalent of 1 full-time position. In the absence of these Agreements, any reductions-in-force would likely occur as part of the Final Budget.

Prior to submission of the Fiscal Year 2011-2012 Proposed Budget, BHRS conducted a stakeholder process to help the Department restructure its substance abuse services. Many of the recommendations made by the Stakeholders were to move services into the community to better serve individuals closer to where they live. This involved an extensive planning process and Request for Proposals. The remaining funding for services at SRC only allowed for essential programming with primarily extra help staff. Unfortunately, starting programs in community based locations has been a slow process. In the interim, SRC has continued to provide outpatient services, at a cost higher than allocated to the community-based programs. A reduction of \$202,324 will severely compromise the services available within this budget unit. Since most of the staffing is extra help, approximately 4-5 staff would need to be reduced. BHRS leadership recognizes that reductions need to occur. An in-depth analysis is needed to ensure the least amount of disruption to those served at SRC. A final plan will be submitted in the Budget Year 2012-2013 Final Budget process.

STAFFING IMPACTS

Total current authorized positions— 21

There are no recommended changes to the current level of staffing.

Total recommended authorized positions— 21

RECOMMENDED PROPOSED BUDGET

It is recommended that a budget of \$2,431,137 be approved for the Behavioral Health and Recovery Services – Stanislaus Recovery Center budget as an interim spending plan until the Final Budget is adopted. This budget is funded from \$2,228,813 in estimated department revenue and \$202,324 in department fund balance. This department will be negatively impacted by the lack of labor agreements and will need to address priority programs/services, staffing and the use of fund balance in the Final Budget.

STANISLAUS COUNTY, CALIFORNIA
Budget Year 2012-2013
HUMAN SERVICES
Health



BEHAVIORAL HEALTH AND RECOVERY SERVICES—
SUBSTANCE ABUSE AND CRIME PREVENTION ACT

Budget Unit 1506 6550110
 Special Revenue Fund

SERVICES PROVIDED

Through June 30, 2009, this fund supported all treatment services provided for persons referred by the Courts or State parole who were eligible under the Substance Abuse and Crime Prevention Act of 2000 (SACPA), more commonly known as Proposition 36. The SACPA program was eliminated in the Governor's Final Budget effective June 30, 2009. The Board of Supervisors approved closure of the County's SACPA program on August 4, 2009. This fund is now closed.

BHRS - Substance Abuse & Crime Prevention Act				
Classification	2010-2011 Actual	2011-2012 Adopted Budget	2012-2013 Requested Proposed Budget	2012-2013 Recommended Proposed Budget
Taxes	\$0	\$0	\$0	\$0
Licenses, Permits, Franchises	\$0	\$0	\$0	\$0
Fines, Forfeitures, Penalties	\$0	\$0	\$0	\$0
Revenue from use of Assets	(\$14)	\$0	\$0	\$0
Intergovernmental Revenue	\$0	\$0	\$0	\$0
Charges for Service	\$0	\$0	\$0	\$0
Miscellaneous Revenue	\$0	\$0	\$0	\$0
Other Financing Sources	\$0	\$0	\$0	\$0
Total Revenue	(\$14)	\$0	\$0	\$0
Salaries and Benefits	\$0	\$0	\$0	\$0
Services and Supplies	\$0	\$0	\$0	\$0
Other Charges	\$0	\$0	\$0	\$0
Fixed Assets	\$0	\$0	\$0	\$0
Other Financing Uses	\$235	\$0	\$0	\$0
Equity	\$0	\$0	\$0	\$0
Intrafund	\$0	\$0	\$0	\$0
Contingencies	\$0	\$0	\$0	\$0
Gross Costs	\$235	\$0	\$0	\$0
Fund Balance	\$249	\$0	\$0	\$0
Net County Cost	\$0	\$0	\$0	\$0

PROGRAM DISCUSSION

This is an unused budget and no appropriations are recommended in Budget Year 201-2013.

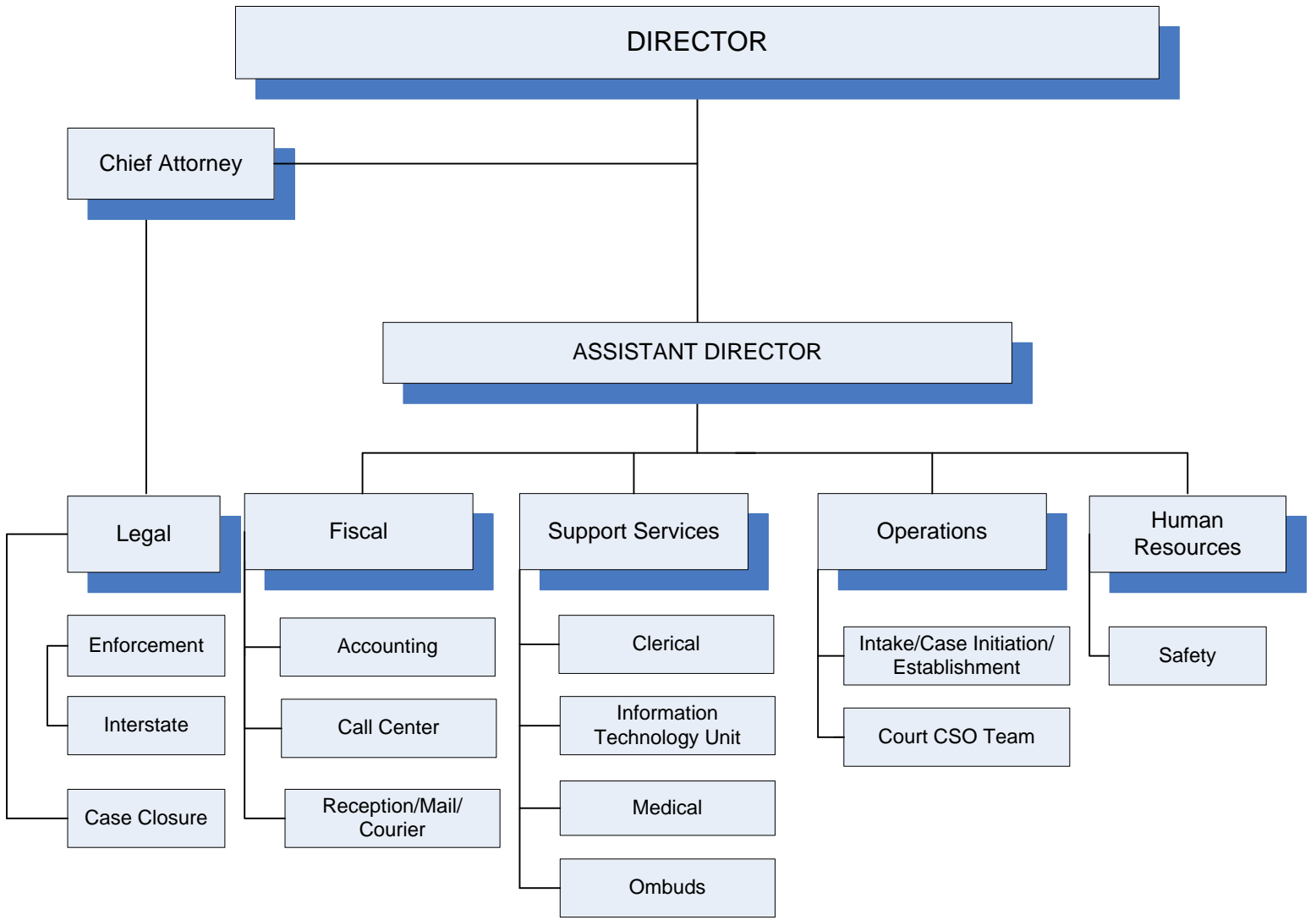
STAFFING IMPACTS

Total current authorized positions— 0

RECOMMENDED PROPOSED BUDGET

There are no appropriations recommended for the Behavioral Health and Recovery Services – Substance Abuse and Crime Prevention Act budget. This budget is being included as part of the Recommended Proposed budget due to budget requirements imposed by the State Controller.

**STANISLAUS COUNTY
CHILD SUPPORT SERVICES**



Revised April 2012

STANISLAUS COUNTY, CALIFORNIA
Budget Year 2012-2013



CRIMINAL JUSTICE/PUBLIC PROTECTION
Judicial

CHILD SUPPORT SERVICES
Tamara Thomas, Assistant Director

BUDGET AT A GLANCE	
Gross Costs	\$15,679,000
Total Revenue	\$15,679,000
Fund Balance/Retained Earnings	\$0
Net County Cost	\$0
Total Recommended Staffing	159
% Funded by Local Discretionary Funds	0.0%

MISSION STATEMENT

To establish and enforce paternity and support orders, in compliance with Federal and State law, while providing the excellent level of service our customers expect and require.

ACCOMPLISHMENTS AND OBJECTIVES

Each parent has an obligation to provide financial support for their children. To this end, the Department of Child Support Services continues to focus the operational priorities on core services to ensure such support is obtained. By providing these services, the department is able to assist families as they move toward or continue to maintain self-sufficiency, thereby reducing the number of families relying upon other county public assistance programs or similar services.

The Accomplishments and Objectives for the Department of Child Support Services for the 2012-2013 Budget Year include:

FISCAL YEAR 2011-2012 ACCOMPLISHMENTS	BUDGET YEAR 2012-2013 OBJECTIVES
<ul style="list-style-type: none"> ◆ Expect to exceed goal of collection and distribution of \$47,500,000 of child support to families. ◆ Exceeded target of collecting 58% of current court-ordered support by December 2011. ◆ Increased performance in the Federal Performance Measures category of 'Cases with Support Orders Established' by 6.3% over the previous federal fiscal year, the largest increase in this category in California. ◆ As of March 28th 2012, processed 710 credit card transactions over the telephone, totaling \$267,753 in collections. ◆ Awarded the Stanislaus County Third Annual Effective Partnership Recognition Award in October 2011. 	<ul style="list-style-type: none"> ◆ Maintain collection and distribution at \$47,500,000 of child support to families. ◆ Collect 59.1% of current court ordered support. ◆ Continue to obtain a support order on 92.8% of cases. ◆ Receive collections on 63.3% of cases with an arrears balance. ◆ Increase the current collections to cost ratio of \$3.19.

STANISLAUS COUNTY, CALIFORNIA

Budget Year 2012-2013

CRIMINAL JUSTICE/PUBLIC PROTECTION

Judicial



CHILD SUPPORT SERVICES

Budget Unit 1071 0240000

Special Revenue Fund

SERVICES PROVIDED

The major services provided by the Department of Child Support Services (DCSS) are the collection and distribution of child support, location of parents and employers, establishment of paternity and child support orders, enforcement of child support orders; legal representation of the County in child support matters, establishment and enforcement of medical support; and child support services for cases when a parent resides out of State.

CASH/FUND BALANCE

As of July 1, 2012, the projected cash balance is estimated to be \$1,888,439, compared to the July 1, 2011 cash balance of negative \$11,252. The increase in cash balance reflected the DCSS quarterly claiming process whereby funds were received in arrears after year-end closed Fiscal Year 2010-2011. It is anticipated that, in the absence of changes in State payment schedules, sufficient reimbursement will be received and revenue will be claimed to offset expenditures in Fiscal Year 2012-2013.

As of July 1, 2012, the projected fund balance is estimated to be \$1,351,695, compared to the July 1, 2011 fund balance of a negative \$2,409,432, an increase of 44%. This is due to the DCSS quarterly claiming process whereby funds were received in arrears after year-end closed Fiscal Year 2010-2011

Child Support Services				
Classification	2010-2011 Actual	2011-2012 Adopted Budget	2012-2013 Requested Proposed Budget	2012-2013 Recommended Proposed Budget
Taxes	\$0	\$0	\$0	\$0
Licenses, Permits, Franchises	\$0	\$0	\$0	\$0
Fines, Forfeitures, Penalties	\$0	\$0	\$0	\$0
Revenue from use of Assets	\$25,605	\$30,000	\$30,000	\$30,000
Intergovernmental Revenue	\$11,191,502	\$15,649,000	\$15,649,000	\$15,649,000
Charges for Service	\$0	\$0	\$0	\$0
Miscellaneous Revenue	\$0	\$0	\$0	\$0
Other Financing Sources	\$0	\$0	\$0	\$0
Total Revenue	\$11,217,107	\$15,679,000	\$15,679,000	\$15,679,000
Salaries and Benefits	\$12,294,293	\$12,968,150	\$13,087,253	\$13,087,253
Services and Supplies	\$951,178	\$737,350	\$1,483,932	\$1,483,932
Other Charges	\$1,378,365	\$1,073,500	\$1,107,815	\$1,107,815
Fixed Assets				
Buildings & Improvements	\$54,976	\$0	\$0	\$0
Equipment	\$92,331	\$0	\$0	\$0
Other Financing Uses	\$343,488	\$0	\$0	\$0
Equity	\$0	\$0	\$0	\$0
Intrafund	\$0	\$0	\$0	\$0
Contingencies	\$0	\$900,000	\$0	\$0
Gross Costs	\$15,114,631	\$15,679,000	\$15,679,000	\$15,679,000
Fund Balance	\$3,897,524	\$0	\$0	\$0
Net County Cost	\$0	\$0	\$0	\$0

PROGRAM DISCUSSION

At the proposed level of funding, the Department can maintain its current level of mandated services.

The Governor's Proposed Budget for Fiscal Year 2012-2013 indicates that California's child support funding remains stable with Revenue Stabilization Funds remaining intact at \$18.7 million. The Department of Child Support Services (DCSS) therefore expects to receive a level of funding similar to the flat level that it has received in prior years. Although revenue remains constant, increased costs related to employee benefits have a net effect over time of reduced funding for the Child Support program. The Department continues to rely heavily on attrition for cost-savings by deleting vacant positions in order to absorb increasing costs. Long term strategic budget analysis for the Department shows that although current levels of services can be provided during Fiscal Year 2012-2013, ongoing increased labor costs will have an adverse impact on budget balancing, and may necessitate reductions as soon as Budget Year 2013-2014.

The Governor's Budget in Fiscal Year 2011-12 called for a vast realignment of government services in California, with an emphasis on reverting programmatic and fiscal responsibility to the local levels of government. The Child Support Program was slated for realignment during Phase Two of the Governor's plan which was anticipated to occur in October 2011. However, this year the Governor's Proposed Budget does not mention Phase II, or realignment impacting the Child Support Program. All current activity related to realignment efforts are aimed at trying to effectively implement and fund Phase I realignment. In addition, the State Administration is also waiting on the Supreme Court and the upcoming November elections to see the results of Health Care Reform. Health Care Reform is a critical component of any Phase II realignment discussion as it will have a significant impact on IHHS, which two years ago was the main program the State was going to take in exchange for Child Support and other social service programs. The Department will continue to advise the Chief Executive Office once discussions and notice from the Governor's staff indicate moving forward with Phase II.

A significant topic of discussion at the federal level is the potential impacts of sequestration on the child support program. As a result of the failure of the Congressional Super Committee to craft a budget

package with savings over a ten year period, automatic across the board reductions in federal discretionary programs are slated to be effective January 2013. It is unclear whether the sequestration is applicable to the Child Support Program. The Budget Control Act (BCA) of 2011 (S 365 Public Law 112-25) gives the Federal Office of Management and Budget (OMB) the responsibility and authority to sequester funds and make the appropriate findings from all federal discretionary programs. The impact to the nation's Title IV-D Child Support Program, if affected by the sequestration, would be a series of reductions over ten years to program funding. The extent of state-by-state impacts is currently unknown. However cuts to all discretionary programs would need to total approximately seven percent a year in order to achieve the \$1.2 trillion in necessary federal savings over nine years.

Control language passed in 1997 (P.L. 105-33) specifically exempts Family Support Programs from sequestration, which includes and protects Child Support Enforcement. However, a real risk remains as OMB has refused to identify whether Child Support Enforcement will be exempt from these cuts. This issue is clearly the most significant threat regarding funding for the Local Child Support Agencies in future years.

The Department's mission has expanded recently to a Family-Centered, more inclusive role. The direction from the Department of Health and Human Services' Office of Child Support Enforcement (OCSE) has been for the child support program to support initiatives on Healthy Family Relationships; Economic Stability; Engagement of Fathers from Birth; Child Support Prevention; Family Violence Collaboration; and Health Care Coverage. As Child Support serves one in five California children, its important that the Family-Centered services provide easy access to resources that help families be safe and successful.

The essence of this Family-Centered approach is for child support agencies to collaborate with other programs to coordinate services for parents to support the well-being of the child. DCSS is engaged in outreach efforts with organizations offering parenting classes in the community. The department is also currently working towards partnering with Alliance WorkNet so that unemployed parents may be referred expediently to the agency for work search and training assistance. The Department will also partner with the Superior Court's Self Help Center for unrepresented litigants in the upcoming year.

To further improve access to Child Support and Family Centered services, the Department will be implementing a Customer Service Portal on its website in early Fiscal Year 2012-2013. The portal will provide self-service capability to customers, providing access to forms and information online. It will allow parents to submit application forms online, to change addresses, request modification reviews and download forms key to obtaining and enforcing orders. This customer service solution supports the Department's strategy to expand outreach efforts and enhance early intervention with customers. As employers play a critical role in the collection of child support, an employer portal will also provide an efficient way for employers to communicate with the department.

The Department began its efforts on an internal Early Intervention Program (EIP) and the early engagement of fathers in Fiscal Year 2009-2010. The internal EIP program has since been expanded department-wide so that caseworkers are calling parents consistently during pertinent steps of the intake, establishment, and modification review processes. Communication via telephone, compared to a letter, builds rapport between customers and caseworkers, laying a framework for potential success with establishment of appropriate orders and their enforcement. Court Team caseworkers are also focusing on calling parties prior to court dates with the goal of reaching stipulations as an alternative to going to court.

A second tier of the EIP is the partnership with Contra Costa County and the referral of brand new support ordered cases for close monitoring and augmented contact. New parents on these cases receive interaction and communication on a regular basis until payment is received. This early intervention approach has a direct impact of enhanced customer service; improved understanding and perception of the program; and of increased collections to families.

Since inception, in April 2011, the program has collected \$1,261,187 at a cost of \$78,061. This equates to \$16.16 collected for each dollar spent on the program. The program has also collected 79% of payments due on consent cases (cases where agreement was reached by parties) and has collected 73% of payments due on default orders.

The Department continues to partner with the Stanislaus County Probation Office to jointly work on shared participant cases. One Deputy Probation Officer has been contracted to work full time on child support cases in which a participant is on Probation.

DCSS also continue to partner with the District Attorney's Office to fund a Plan of Cooperation for one Criminal Investigator. The position serves warrants and supports the department in holding parents accountable for failing to pay support. The Department covers the cost of one investigator and a percentage of supervision costs. The District Attorney's office will fund one third of the total cost with DCSS obtaining Federal Financial Participation for the remaining two thirds of the cost.

Eight of the County's twelve labor organizations have agreed on a permanent 6% salary deduction to be effective July 1, 2012. The County is currently in negotiations with the remaining four labor groups. One hundred and forty-seven (147) positions in this budget are represented by one of these four groups. The estimated cost of not having these agreements in place for this budget with these groups represents an increase in cost over 2011-2012 salary costs of \$385,523, which is the equivalent of 6 full-time child support officer positions. In the absence of these Agreements, any reductions-in-force would likely occur as part of the Final Budget.

STAFFING IMPACTS

Total current authorized positions— 159

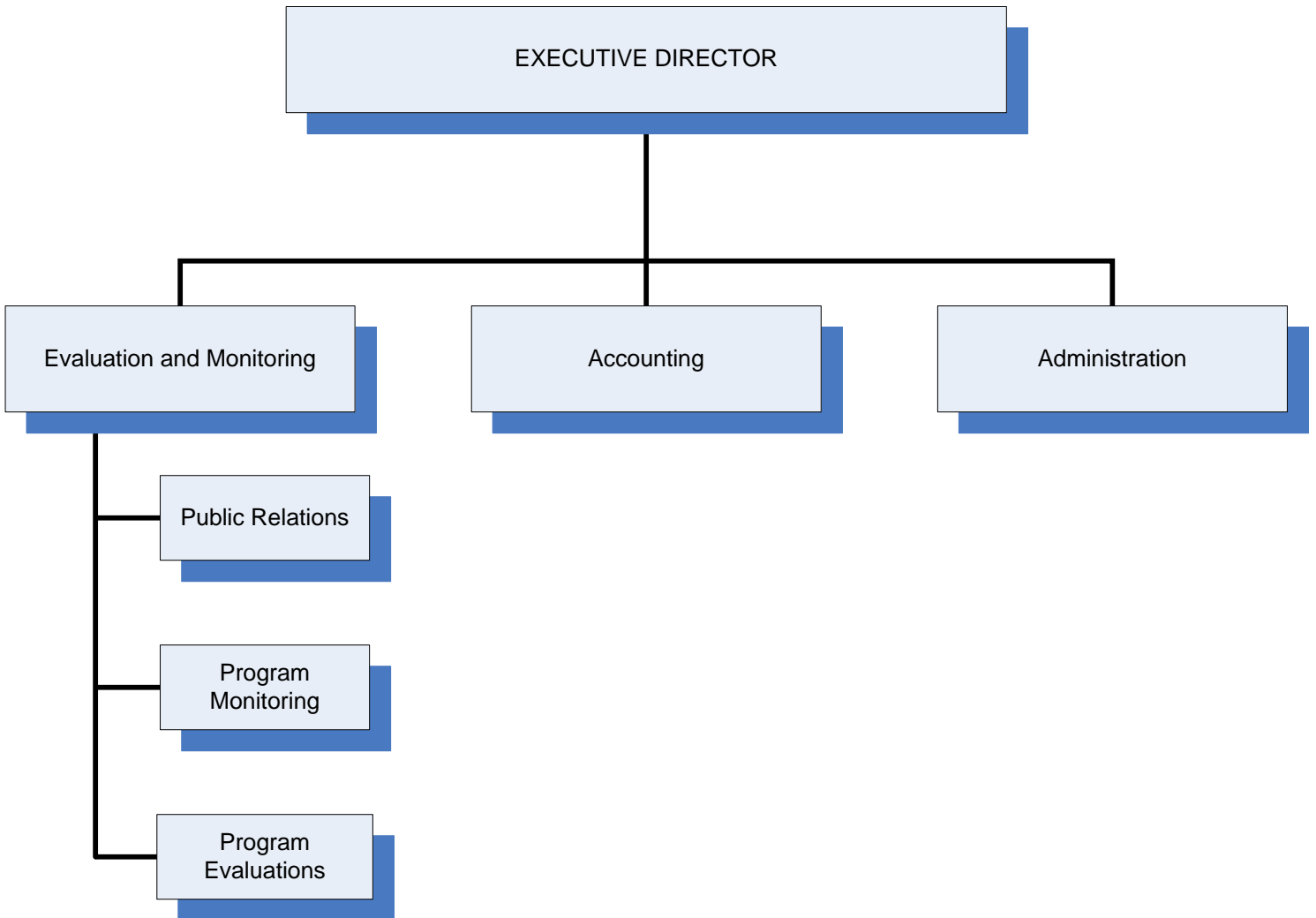
There are no recommended changes to the current level of staffing.

Total recommended authorized positions— 159

RECOMMENDED PROPOSED BUDGET

It is recommended that a budget of \$15,679,000 be approved for the Department of Child Support Services as an interim spending plan until the Final Budget is adopted. This budget is funded from \$15,679,000 in estimated department revenue.

**STANISLAUS COUNTY
CHILDREN AND FAMILIES COMMISSION**



Revised March 2008

STANISLAUS COUNTY, CALIFORNIA
Budget Year 2012-2013
FISCAL GENERAL SERVICES
Other General



CHILDREN AND FAMILIES
COMMISSION—PROPOSITION 10
John Sims, Director

BUDGET AT A GLANCE

Gross Costs	\$7,420,001
Total Revenue	\$5,351,617
Fund Balance/Retained Earnings	<u>\$2,068,384</u>
Net County Cost	\$0
Total Recommended Staffing	5
% Funded by Local Discretionary Funds	0.0%

NOTE

This budget is included in the proposed budget for information purposes as well as to meet the Governmental Accounting Standard Board requirements. The Stanislaus County Children and Families Commission has independent jurisdiction over planning and funding decisions separate from the Stanislaus County Board of Supervisors.

MISSION STATEMENT

Promoting the development and well-being of children ages 0-5.

ACCOMPLISHMENTS AND OBJECTIVES

- ◆ 3,444 children, ages 0-5 were screened for educational developmental issues and 453 were referred for further assessment or services.
- ◆ 2,356 children, ages 0-5 and pregnant women who did not receive access to health care received medical attention through an interim health care program.
- ◆ 275 infants were born healthy after their mothers participated in a healthy birth program and 82% of the moms initiated breastfeeding.
- ◆ Adoption of a new Strategic Plan and a new Priorities Plan to guide the anticipated 25-30% contraction of financial support to the community in 2012-2013.
- ◆ Increase the number of children who are cognitively and socially-behaviorally ready to enter school.
- ◆ Maintain access and maximize utilization of children’s preventive and ongoing health care.
- ◆ Increase the number of healthy births from high risk pregnancies.
- ◆ Implement the narrowed focus of the 2012-2014 Strategic Plan (which was built on projections showing that Commission resources will continue to decrease in the foreseeable future).

STANISLAUS COUNTY, CALIFORNIA
Budget Year 2012-2013
FISCAL GENERAL SERVICES
Other General



CHILDREN AND FAMILIES
COMMISSION—PROPOSITION 10
John Sims, Director
Budget Unit 1755 0016141
Special Revenue Fund

SERVICES PROVIDED

The Stanislaus County Children and Families Commission promotes the development of countywide integrated and comprehensive services that enhance the intellectual, social, emotional, and physical development of children 0 through age 5. Integrated services include health care, quality childcare, parental education and effective prevention services. Services are provided on a community-by-community basis and directed to families and their children (prenatal through five years of age). The Commission ensures that services are organized to maximize the community's resources and are designed to produce measurable results.

CASH/FUND BALANCE

As of July 1, 2012, the projected cash balance is estimated to be a positive \$12,486,476 compared to the July 1, 2011 positive cash balance of \$14,830,363. The decrease of \$2,343,887 is consistent with the Commission's plan to spend down its fund balance reserves until six months of anticipated revenue remain.

As of July 1, 2012, the projected fund balance is estimated to be \$12,486,476, compared to the July 1, 2011 fund balance of \$5,769,482.33, an increase of approximately 54%. This is due to \$8.3 million of AB 99 funds that are no longer due to the State and the Commission spending down \$2.1 million of its reserves. \$2,068,384 of the fund balance will be used to assist in balancing the 2012-2013 Proposed Budget.

Children and Families First Commission				
Classification	2010-2011 Actual	2011-2012 Adopted Budget	2012-2013 Requested Proposed Budget	2012-2013 Recommended Proposed Budget
Taxes	\$0	\$0	\$0	\$0
Licenses, Permits, Franchises	\$0	\$0	\$0	\$0
Fines, Forfeitures, Penalties	\$0	\$0	\$0	\$0
Revenue from use of Assets	\$171,260	\$142,711	\$124,865	\$124,865
Intergovernmental Revenue	\$5,852,366	\$5,844,441	\$5,226,752	\$5,226,752
Charges for Service	\$0	\$0	\$0	\$0
Miscellaneous Revenue	(\$61,849)	(\$8,500,000)	\$0	\$0
Other Financing Sources	\$0	\$0	\$0	\$0
Total Revenue	\$5,961,777	(\$2,512,848)	\$5,351,617	\$5,351,617
Salaries and Benefits	\$656,335	\$722,131	\$512,336	\$512,336
Services and Supplies	\$12,539,016	\$5,137,405	\$3,677,390	\$3,677,390
Other Charges	\$3,094,808	\$3,493,215	\$3,230,275	\$3,230,275
Fixed Assets	\$0	\$0	\$0	\$0
Other Financing Uses	\$19,612	\$0	\$0	\$0
Equity	\$0	\$0	\$0	\$0
Intrafund	\$0	\$0	\$0	\$0
Contingencies	\$0	\$0	\$0	\$0
Gross Costs	\$16,309,771	\$9,352,751	\$7,420,001	\$7,420,001
Fund Balance	\$10,347,994	\$11,865,599	\$2,068,384	\$2,068,384
Net County Cost	\$0	\$0	\$0	\$0

PROGRAM DISCUSSION

At the proposed level of funding, the Department can provide \$6.3 million of funding for 22 contracts in the community. Funding will support the following core services: behavioral and mental health, community resource and referral, targeted intensive parent support, early education for children, health access, oral health education, prenatal care and safety education. With no changes in State law, it is projected this level of funding can be provided over the next 4 years.

Eight of the County's twelve labor organizations have agreed on a permanent 6% salary deduction to be effective July 1, 2012. The County is currently in negotiations with the remaining four labor groups. Three positions in this budget are represented by one of these four groups. The estimated cost of not having these agreements in place for this budget with these groups represents an increase in cost over 2011-2012 salary costs of \$7,300, which is the equivalent of one full-time positions. In the absence of these Agreements, any reductions-in-force would likely occur as part of the Final Budget.

STAFFING IMPACTS

Total current authorized positions— 5*

*A reduction-in-force of one position was approved in the 2011-2012 Mid-Year Budget effective June 30, 2012. This number reflects the deletion of the position.

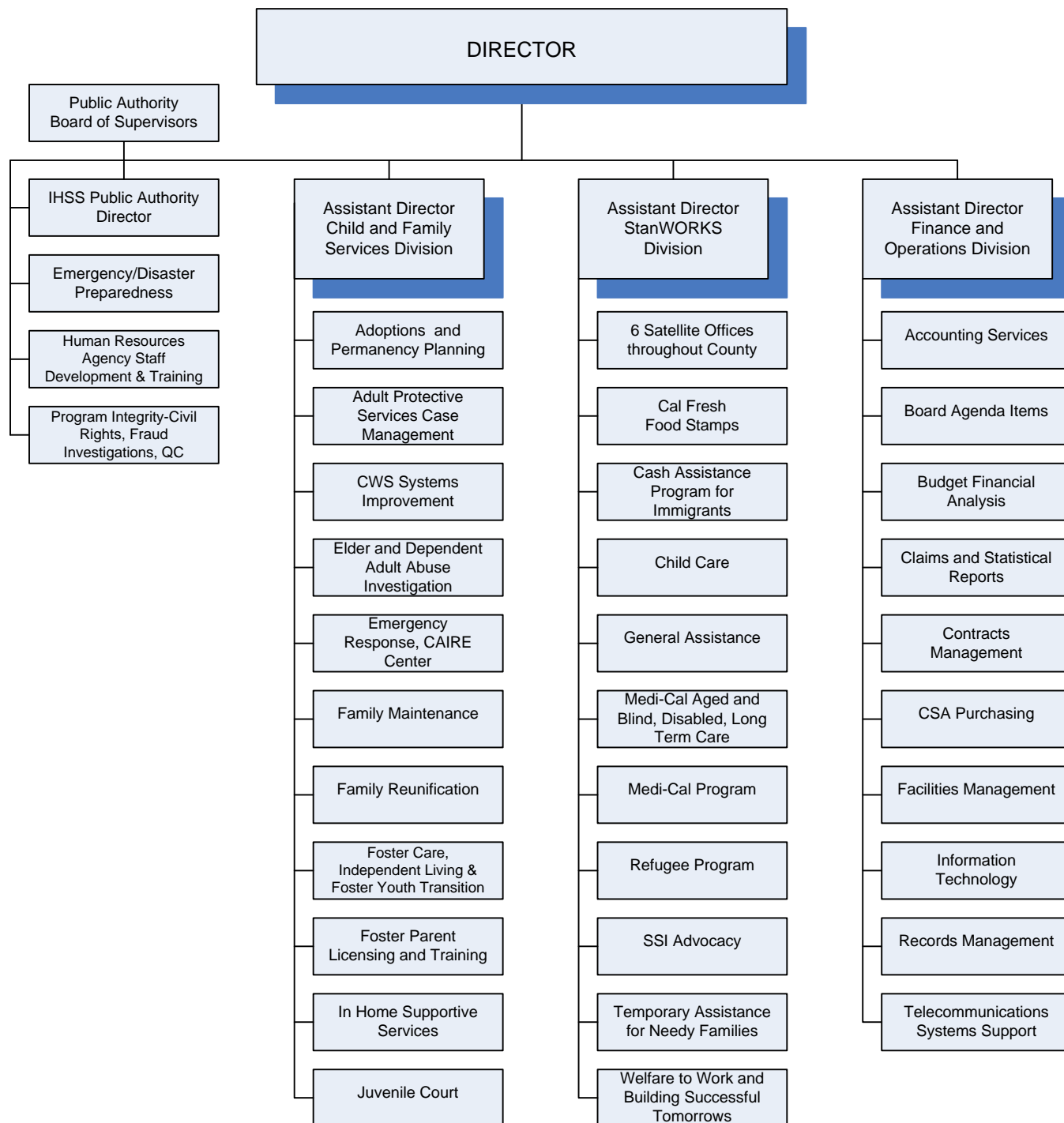
There are no recommended changes to the current level of staffing.

Total recommended authorized positions— 5

RECOMMENDED PROPOSED BUDGET

It is recommended that a budget of \$7,420,011 be approved for the Children and Families Commission. This budget is funded from \$5,351,617 in estimated department revenue and a \$2,068,384 of department fund balance.

STANISLAUS COUNTY COMMUNITY SERVICES AGENCY



Revised April 2012



COMMUNITY SERVICES AGENCY
Christine Applegate, Director

BUDGET AT A GLANCE

Gross Costs	\$259,672,181
Total Revenue	\$250,966,485
Fund Balance/Retained Earnings	\$127,553
Net County Cost	\$8,578,143
Total Recommended Staffing	944
% Funded by Local Discretionary Funds	3.3%

MISSION STATEMENT

To build a stronger community, CSA works with the people of Stanislaus County to help with a safe place to live, access to food, health care, and opportunities to work.

ACCOMPLISHMENTS AND OBJECTIVES

The Community Services Agency's accomplishments and objectives align directly to the agency's strategic direction and are guided by strategic priorities. These priorities include but are not limited to: protecting children and adults from abuse and neglect; providing access, services and support for basic needs of living; promoting personal responsibility and self-sufficiency; providing excellent customer service; practicing program and agency integrity; and promoting effective business strategies.

The Accomplishments of 2011-2012 and Objectives for the 2012-2013 Budget Year include:

FISCAL YEAR 2011-2012 ACCOMPLISHMENTS	BUDGET YEAR 2012-2013 OBJECTIVES
<ul style="list-style-type: none"> ◆ Implementation of AB 12 which re-enacted the existing Kin-GAP program to align with new Federal requirements and provided transitional support to qualifying foster youth until age 19. ◆ Partnership with Valley Recovery Resources to provide local match to CWS basic allocation and sober living environment services allowing for access to approximately \$2.7 million of 100% State and Federal augmentation funding requiring no local match. ◆ Implemented Supplemental Nutrition Assistance Program – Education programs (SNAP-ED) in partnership with the Health Services Agency by contracting with community partners to educate customers on healthy eating food options. ◆ Initiation of the Customer Service Center utilizing the CIV Contact Center platform which allows customers to be served in a timely and accurate manner and assists in meeting program mandates for timely and 	<ul style="list-style-type: none"> ◆ Develop and initiate a County Request for Proposal to solicit bids from agencies for Welfare-to-Work (WtW) services and activities to enhance self-reliance and self-sufficiency outcomes to increase the number of Welfare-to-Work customers engaged and participating in the WtW program resulting in an overall increase the County's Work Participation Rate (WPR). ◆ Implement a new service efficiency business model that will redesign and improve customer flow through the StanWORKs lobby to improve customer service, maximize available resources and streamline internal operations. ◆ Initiate partnerships within the community to assist with services and resources needed for foster care youth due to the extension of AB 12. ◆ Implement State health care initiatives to benefit services for IHSS recipients.

FISCAL YEAR 2011-2012 ACCOMPLISHMENTS	BUDGET YEAR 2012-2013 OBJECTIVES
accurate eligibility determinations and benefit issuance.	

BUDGETS WITHIN THE COMMUNITY SERVICES AGENCY INCLUDE:

- ◆ Services and Support
- ◆ County Children's Fund
- ◆ Foster Care Incentive/Out of Home Placement Incentive
- ◆ General Assistance
- ◆ IHSS Public Authority-Administration
- ◆ IHSS Public Authority-Benefits
- ◆ IHSS Provider Wages
- ◆ Integrated Children's Services
- ◆ Public Economic Assistance
- ◆ Seriously Emotionally Disturbed Children

STANISLAUS COUNTY, CALIFORNIA

Budget Year 2012-2013

HUMAN SERVICES

Administration



COMMUNITY SERVICES AGENCY—SERVICES AND SUPPORT

Budget Unit 1631 0045050

Special Revenue Fund

SERVICES PROVIDED

The Community Services Agency (CSA) operates approximately 72 social welfare programs providing assistance, direct client services and support for the benefit of the community:

1. Social Services (Child Welfare/Child Protective Services, Adult Protective Services/In-Home Supportive Services);
2. CalWORKs (Temporary Assistance to Needy Families, Employment Services, Welfare Fraud Prevention and Investigation);
3. Other Public Welfare Assistance (Food Stamps, Medi-Cal, Foster Care, Adoptions and General Assistance);
4. Child Care (Subsidized Child Care Stages 1, 2, 3).

CASH/FUND BALANCE

As of July 1, 2012, the projected cash balance is estimated to be a negative \$391,753 compared to the July 1, 2011 negative cash balance of \$53,899. This is due to the implementation of 2011 Realignment which is received two months in arrears and the timing differences among State deferral of cash advances, adjusted cash advances, cash reimbursements, and actual incurred costs.

As of July 1, 2012, the projected fund balance is estimated to be \$635,134, compared to the July 1, 2011 fund balance of \$42,926. The increase of \$592,208 is due to one-time prior year realignment growth earned by Child Welfare Services and an increase to the Realignment base.

CSA - Services and Support				
Classification	2010-2011 Actual	2011-2012 Adopted Budget	2012-2013 Requested Proposed Budget	2012-2013 Recommended Proposed Budget
Taxes	\$0	\$0	\$0	\$0
Licenses, Permits, Franchises	\$77,242	\$78,653	\$78,653	\$78,653
Fines, Forfeitures, Penalties	\$0	\$0	\$0	\$0
Revenue from use of Assets	\$116	\$0	\$0	\$0
Intergovernmental Revenue	\$95,786,625	\$106,243,664	\$111,988,788	\$111,988,788
Charges for Service	\$884,020	\$552,223	\$570,797	\$570,797
Miscellaneous Revenue	\$224,456	\$459,075	\$544,377	\$544,377
Other Financing Sources	\$447,040	\$582,350	\$623,303	\$623,303
Total Revenue	\$97,419,499	\$107,915,965	\$113,805,918	\$113,805,918
Salaries and Benefits	\$61,877,319	\$69,873,092	\$75,589,394	\$75,589,394
Services and Supplies	\$14,754,373	\$19,992,910	\$17,282,608	\$17,282,608
Other Charges	\$22,012,198	\$21,369,064	\$24,180,509	\$24,180,509
Fixed Assets				
Equipment	\$153,893	\$0	\$87,200	\$87,200
Other Financing Uses	\$1,969,156	\$85,188	\$70,496	\$70,496
Equity	\$0	\$0	\$0	\$0
Intrafund	\$0	\$0	\$0	\$0
Contingencies	\$0	\$0	\$0	\$0
Gross Costs	\$100,766,939	\$111,320,254	\$117,210,207	\$117,210,207
Fund Balance	\$210,830	\$0	\$0	\$0
Net County Cost	\$3,136,610	\$3,404,289	\$3,404,289	\$3,404,289

PROGRAM DISCUSSION

At the proposed level of funding, the Department is challenged to meet the minimum level of mandated social services programs for the projected number of cases and customers. Total proposed budget appropriations of \$117,210,207 are offset by estimated revenue of \$113,805,918 and a required County Match of \$3,404,289. Further the Department is requesting additional county funding for Unmet Needs of \$182,142 (\$145,710 for In Home Supportive Services (IHSS) Fraud Investigations and \$36,432 for IHSS case management).

Non General Fund Financing sources total \$12,040,836 and consist of 1990/1991 Realignment sales tax and Vehicle License Fee revenue of \$2,086,047, 2011 Realignment sales tax revenue of \$9,360,218, designated program revenue and accounting adjustments of \$209,078, and other financing sources of \$385,493. The resulting *net* General Fund minimum required match is \$3,586,431, which includes the General Fund base contribution of \$3,404,289 plus the Unmet Needs request for additional General Funds of \$182,142.

The Recommended Proposed Budget reflects an increase of \$5.9 million above the Fiscal Year 2011-2012 Adopted Final Budget and is supported with Federal/State revenues. Approximately \$5.7 million is attributed to the cost to support 91 positions restored or added during Fiscal Year 2011-2012 in recognition of caseload growth and dedicated funding in mandated programs. The remaining increase of \$173,651 represents business operating costs which include contracts and other county department charges. CSA continues to partner with various County departments, including the Auditor-Controller Accounts Payable, County Counsel, District Attorney, Health Services Agency, Behavioral Health and Recovery Services, Sheriff's Office, Alliance WorkNet, and Area Agency on Aging.

The programs funded in this budget are either mandated programs with legislated Federal, State and County sharing ratios, legislated Maintenance of Effort (MOE) contributions or 100% funded programs. CSA operates mandated Social Services programs and defines core services as activities in direct support of legal mandates, regulations and Board authorized commitments. Over 85% of the funding for these programs is linked to annual allocations, however, the agency has not yet received allocations for these programs; these are typically provided late in the month of August. Mandated program

allocations are based on the Governor's 2012-2013 Budget released in January 2012, net of proposed policy changes and do not recognize the total cost of service provision. The overall County General Fund support for CSA Services and Support is approximately 2.9% of the total program cost.

Proposed Budget 2012-2013 projections include:

- ◆ Adult Services Programs - \$6.8 million with County General Fund match of \$996,458; a requested increase of \$254,667 above the Fiscal Year 2011-2012 Adopted Final Budget level of \$741,791.
- ◆ Child and Family Services Programs - \$22.4 million with County General Fund match of \$75,212; a requested decrease of \$323,677 from the Fiscal Year 2011-2012 Adopted Final Budget level of \$398,889.
- ◆ StanWORKs Programs - \$57.6 million with County General Fund match of \$2,211,403 plus General Assistance County General Fund match of \$147,124; a requested decrease of \$1,714 from the Fiscal Year 2011-2012 Adopted Final Budget level of \$148,838.
- ◆ Welfare to Work - \$15.9 million supported by StanWORKs Maintenance of Effort (MOE).
- ◆ Child Care - \$9.0 million with no County Share required.
- ◆ IHSS Fraud Investigations - \$417,098 with County General Fund match of \$208,549; a requested increase of \$145,710 above the Fiscal Year 2011-2012 Adopted Final Budget level of \$62,839.
- ◆ State Automation Projects - \$5.0 million with required County Share included within above programs.
- ◆ Benefit of accounting adjustments per cost plan requirements – County General Fund match savings of \$52,315; a requested increase of \$107,156 above the Fiscal Year 2011-2012 Adopted Final Budget level of \$159,471. Savings resulting from accounting timing differences prescribed by the mandated California Department of Social Services cost allocation plan for such things as depreciation and A-87.
- ◆ The net impact to the Program Services and Support County General Fund match is a requested increase of \$182,142 to meet program mandates and continue IHSS Fraud Investigations through the Budget Year 2012-2013 in the absence of State Funding for this program.

To access \$1.2 million in Federal and State funds for the In-Home Supportive Services Support program, \$182,142 in local match is needed. The Department is requesting to use \$145,710 in General Fund Program savings in other Services and Support programs and \$36,432 as an increased General Fund Match request. This will be funded in Match Contingency for future consideration by the Board.

Again in Fiscal Year 2012-2013, the Department is committed to providing access to public assistance and employment services at community outstations at the City of Hughson, West Modesto Collaborative, City of Turlock, West Side Service Center and the East County Center. Growth in StanWORKs programs further supports the Department's plan to assume space at the Community Services Facility should Health Services Agency Women Infants Children (WIC) program need to relocate to a new location during the coming fiscal year.

Eight of the County's twelve labor organizations have agreed on a permanent 6% salary deduction to be effective July 1, 2012. The County is currently in negotiations with the remaining four labor groups. 888 positions in this budget are represented by one of these four groups. The estimated cost of not having these agreements in place for this budget with these groups represents an increase in cost over 2011-2012 salary costs of approximately \$2,942,387 in total that includes approximately \$85,000 county share of cost, which is the equivalent of 36 full-time positions. The Department is able to balance this increase at the proposed base budget level as a result of savings in health insurance, elimination of one-time projects and contracts from the Fiscal Year 2011-2012 level and recognition of a significant shift in the staffing at CSA which decreased the number of staff at step 5 by 11% from February 2011 to February 2012.

The Department is holding 15 vacant positions pending the outcome of labor negotiations and receipt of Budget Year 2012-2013 Federal/State allocations. The value of the unresolved labor agreements for CSA is \$2.9 million, with a County General Fund Match of approximately \$81,000. The Federal and State allocations are urgently needed for program restorations. Given that IHSS and StanWORKs are entitlement programs, it is likely all cuts required to reduce the County General Fund would fall disproportionately on Child Welfare and Adult Protective Services, which are the highest client risk programs. Furthermore, StanWORKs programs are 100% funded or operate on a fixed Maintenance of Effort county share, which represents only 4% of the total program costs. Overall, for CSA funding, 97% of the total funds come from Federal, State or sources other than the General Fund.

Major Programs/Level of Service Funded:

Adult Services Programs – The division supports a variety of programs to provide a safety net for elders in our community, including the Adult Protective Services Program and In-Home Supportive Services Program. Adult Services Programs total approximately \$6.8 million in the Proposed Budget and are supported with \$996,458 of County General Fund Match; a requested increase of \$254,667 above the Fiscal Year 2011-2012 Adopted Final Budget level of \$741,791.

The Adult Protective Services (APS) program protects elderly and dependent adults where there are issues of physical violence, sexual abuse, financial exploitation, abandonment and neglect. Adult Protective Services has seen a very slight increase in the numbers of reports this past fiscal year.

The \$136,825 of County General Funds for APS reflects a requested increase of \$49,946 above the Fiscal Year 2011-2012 Adopted Final Budget level of \$86,879. This increase is due to the dedication of State General Funds to the APS mandate program. For many years, APS program savings has funded the required match to operate a SSI Advocacy program and is estimated to produce a positive return on investment in the mandated General Assistance program. Interim Assistance reimbursement to GA is estimated at \$340,478 for Budget Year 2012-2013 due to SSI advocacy efforts.

The In-Home Supportive Services (IHSS) program provides services to the elderly and disabled who need assistance to remain safely in their own home rather than alternative and costly long-term care facilities. The IHSS program provides in-home services to approximately 5,705 frail and/or elderly individuals per month. The IHSS case management allocation is projected at \$5,826,285 in Budget Year 2012-2013; the Proposed Budget provides funding for 28.8 full-time equivalents (FTE), a significant reduction from the 36.5 FTE justified staffing level based on the actual workload experience of the first six months of Fiscal Year 2011-2012.

At the General Fund level of \$654,912 in Fiscal Year 2011-2012, the Department is unable to access the total Federal and State allocation dedicated to operating the Stanislaus County IHSS program and will continue with a reduced ability to meet the mandates required in this entitlement program. The impacts to two service areas are described below:

- ◆ Reduced ability to provide independent case reviews and home visits for quality control purposes. The Department has reduced independent review efforts by 50%.
- ◆ Reduced ability to meet timelines and casework deadlines required by the IHSS mandates due to fewer social workers in IHSS than provided for in the state IHSS administrative allocation. If the staffing level was increased to the justified level, caseworkers would have more time to respond to the needs of the customers and improve quality assurance.

As described above, the Department requests additional local General Fund match of \$182,142 to access the \$1.2 million total allocation funds. The Department will return to the Board at Final Budget with a spending plan recommendation to improve timeliness of intakes and increase quality assurance, case reviews and home visits for quality control in IHSS.

Child and Family Services Programs – These programs provide an array of services essential to the protection of our community's most vulnerable children, victims of abuse and neglect. Child and Family Services Programs total approximately \$22.4 million in Proposed Budget Year 2012-2013 and are supported with \$75,212 of County General Fund Match. This represents a decrease from the County General Fund match of \$398,889 at Final Budget 2011-2012 due primarily to an increase in 1990-1991

realignment funding dedicated to Child Welfare Services of \$370,764. As described in the Third Quarter Report, an analysis of the impact of increased realignment funding for Child Welfare on current and future program's sustainability is in process; several of these programs include private contributions of one-time match funds to support non-mandated Clean and Sober Living Programs.

There are multiple program components within Child and Family Services:

- ◆ Child Welfare Services (CWS) Emergency Response staff are responsible for receiving abuse reports and investigating them, often with law enforcement. The CAIRE Center (Child Abuse Interview Referral and Evaluation) is an Emergency Response function and is co-located within the Stanislaus Family Justice Center.
- ◆ CWS Family Maintenance provides pre-placement preventative services for children at risk of entering the foster care system due to abuse or neglect.
- ◆ CWS Court Staff is responsible for managing a child's case from the point of detention to the trial disposition. Social workers represent the interests of the child and agency, while attorneys represent the child and the parents.
- ◆ CWS Family Reunification staff is responsible for all aspects of a case after the court declares a child a dependent of the court until the return of custody and dismissal of dependency, termination of parental rights, or an order of permanent placement.
- ◆ CWS Permanent Placement staff is responsible for monitoring the safety of children who are in foster care long term. The Permanency Placement Unit is anticipating an increase in foster care this year due to the implementation of Assembly Bill (AB) 12, effective January 1, 2012, that provides a foster youth with the option to extend foster care up to the age of 20 (and in the future 21). Approximately 79 young adults are eligible for Extended Foster Care (AB 12) which may increase foster care caseloads on average 52 per month in the Budget Year 2012-2013. Case management of this additional unique population will be a challenge. In addition, current proposed clean up legislation would allow for a foster youth who has continuously resided in a county other than the original county of jurisdiction to have the county of residence declared the county of jurisdiction. This would impact Stanislaus County as currently there are more foster youth from other counties placed in Stanislaus County than foster youth from Stanislaus County place in other counties.
- ◆ The Department has its own licensed adoption agency and is responsible for adoptive home studies through adoption finalization. Staff serve children who have not been able to reunify with their biological parents. Adoptions services augment the CWS core program.
- ◆ Emancipated Youth program serves young adults who have aged out of the foster care system through a transitional housing program that will enhance the new extended foster care program. Services are 100% funded.

Within the Child Welfare Services case management series, the Proposed Budget includes 86.3 full-time equivalents (FTE), an increase of 12.3 FTEs from the Fiscal Year 2011-2012 Adopted Budget level of 74.0, but remains below the State approved justified workload staffing level for Fiscal Year 2010-2011 of 100.8.

Child Welfare continues to have an increase in foster care costs as a result of the very high supervision required by the children entering care. In addition to the population of children that experience abuse and neglect, the Department is responsible for youth whose parents "surrender" them to the department due to specific behaviors that their caretakers are ill equipped to manage. These youth can be a danger to themselves or their family and struggle with issues such as substance abuse, mental illness, and aggressive behavior. In Fiscal Year 2011-2012 the Department implemented a new Child Welfare Foster Care prevention strategy to mitigate some foster care cost exposure. The Proposed Budget does not include funding to continue this important program through Budget Year 2012-2013 due to lack of sufficient funding within the base Child Welfare allocation. The Department is evaluating funding, including realignment sources and will return to the Board with a recommendation for consideration in the Final Budget.

The Department will continue to leverage Child Welfare Services (CWS) allocation funding with contributions of local match provided by various partners to support specific non-mandated but critical children's services program models such as: Child Abuse Prevention Council (CAPC) plan that utilizes County Children's Fund resources to support children's program core services and allows for the continuation of Differential Response services; CAIRE Center (Child Abuse Interview Referral and Evaluation) in partnership with the Stanislaus Family Justice Center.

Private donations or contributions from local community partners for Sober Living Environment services for families with children can continue these non-mandated but critically important programs in 2012-2013. A Request for Proposals Process is nearing completion for the provision of Clean and Sober Living Programs requiring donor contributions to match State and Federal funding.

It is important to note that the \$75,212 County General Funds provided for children's programs are dedicated to Foster Care Eligibility and Adoptions; a requested increase of \$11,216 above the Fiscal Year 2011-2012 Adopted Final Budget level of \$63,996 resulting from fluctuations in costs based on the mandated California Department of Social Services cost allocation plan. There are no County General Funds supporting Child Welfare Services in the Proposed Budget 2012-2013. CWS is entirely reliant on sales tax receipts in Realignment and contributions from partners to achieve mandates and protect children in the community. The General Funds previously supporting Child Welfare programs are recommended to be used for the mandated costs of the Foster Care Program to minimize the additional impact on the General Fund in 2012-2013 for Foster Care.

StanWORKs – CalWORKs, CalFresh and Medi-Cal programs are administered within the StanWORKs Division whose primary role is defined as “helping families with food, a safe place to live, health care and jobs.” These StanWORKs Programs total approximately \$57.6 million in the 2012-2013 Proposed Budget and are supported with a Maintenance of Effort (MOE) requiring County General Fund match of \$2,211,403. In addition, County General Funds of \$147,124 provide 100% support for administration of General Assistance; a requested decrease of \$1,714 from the Fiscal Year 2011-2012 Adopted Final Budget level of \$148,838 resulting from fluctuations in costs based on the mandated California Department of Social Services cost allocation plan.

The local economy continues to struggle with an unemployment rate of 17.1% as of February 2012 for Stanislaus County. Although the large growth increases seen in the customer base during the last two years has slowed somewhat, the number of families seeking assistance has continued to rise. One out of every three County residents receives some type of public assistance.

- ◆ CalWORKs – This program has had a three year growth trend of 8.9%, a total of 30,082 individuals received CalWORKs benefits. CalWORKs has experienced a slow growth during this past year primarily due to the passage of California's Senate Bill (SB) 72 which reduced time limits for receiving aid, an 8% reduction in the CalWORKs grant, the reduced income disregards, and the reduced child care benefits. While the most recent six month trend reflects a decline, it is anticipated that a growing population, no appreciable growth in employment, and the expiration of unemployment benefits for those who have been out of work for a substantial period of time will impact the caseload numbers.
- ◆ CalFresh (formerly known as Food Stamps) – The growth in this program over the past three years exceeds 73%. In December 2011, the number of families and individuals in receipt of CalFresh has increased to 64,426. Although this program has experienced a slowed growth compared to the last several years, the most recent six month trend continues to reflect an increase of 13.3%. Continued growth in CalFresh is likely due to a growing population (new households, migration, etc.), as well as the potential for service needs to parolees returned to Stanislaus County as part of the Community Corrections Partnership.
- ◆ Medi-Cal – The three year growth trend through December 2011 for Medi-Cal is 15.5%. The most recent six month trend reflects an increase of 2.3% and a total of 81,115 individuals who have received Medi-Cal benefits. The Department anticipates Health Care Reform impacts to Medi-Cal with implementation of proposed Health Benefits Exchange. It is too early to define what, if any, changes will be needed in the administration or eligibility processes at this time. The Department will monitor Health Care Reform implementation and report to the Board of Supervisors in future budget submissions.

Welfare to Work – This program helps economically disadvantaged families find work. More families are seeking assistance due to reduced hours of employment, job loss, and the exhaustion of eligibility to Unemployment Benefits. In December 2011, 4,151 adults were enrolled in the Welfare to Work (WTW) program, representing a 20.1% decrease over the past three years. The most recent six month trend reflects a decline of 14.5%. Due to the rapid increases in the number of families seeking assistance, the StanWORKs Division focus has been on meeting Eligibility mandates, which has contributed to the reduced level of WTW enrollees. With the planned WTW redesign to be implemented through the upcoming Request for Proposal (RFP) discussed below, the Department will focus efforts to increase WTW enrollment with the goal of improving Work Participation Rates (WPR). The Welfare to Work Program totals approximately \$15.9 million in the Proposed Budget and has no additional County Match requirement beyond the basic StanWORKs MOE.

The Department is in the process of issuing a Request for Proposal (RFP) for Welfare to Work contracted services in partnership with Alliance WorkNet to meet the needs of new customers who have historically not needed services and who potentially have different needs.

Child Care - Total Child Care expenditures for Budget Year 2012-2013 are estimated at \$9,003,274, a decrease of \$1,088,483 from the Fiscal Year 2011-2012 Adopted Final Budget level of \$10,091,757. The reduction in expenditures is the result of continued lower participation rates in the Child Care programs. Over 71% of the proposed budget, or \$6.4 million, is targeted for provider reimbursements to child care providers in the local community. There is no County cost associated with the Child Care programs.

IHSS Fraud Investigations and Program Integrity - On February 28, 2012, the Board of Supervisors approved and authorized CSA to continue IHSS fraud investigations and program integrity efforts in Fiscal Year 2011-2012 as a result of the State Budget Trigger action, eliminating State funding for fraud detection. Consistent with that policy decision, the Department has included the Anti-Fraud Pilot Program within the Proposed Budget for 2012-2013.

IHSS fraud investigations conducted within the Anti-Fraud Pilot Program, represent one component of IHSS program integrity; total Program Integrity efforts include Quality Assurance by Social Work staff for accuracy in IHSS needs assessments, Special Investigators coordination with Social Work staff on early fraud detection, IHSS fraud awareness and prevention training to medical providers and the investigation and prosecution of recipients and/or providers who intentionally misrepresent facts in order to receive benefits to which they are not entitled.

At the Proposed Budget level of \$417,098, staffing remains status quo with 2.2 FTE Investigators and 1 Fraud Technician support. Estimated Federal revenues of \$208,549 must be matched with an equal amount of local funding. This represents a \$145,710 increase in local match requirements over the Adopted Fiscal Year 2011-2012 Final Budget level of \$62,839 due to the loss of State funding for this program.

The Anti-Fraud Pilot Program has an established record of cost avoidance since its inception in January of 2010. The Department projects approximately 400 completed investigations during Budget Year 2012-2013 with a total cost avoidance of \$1.4 million in program savings. The local return on investment (ROI) has declined with the loss of State General Fund support for IHSS Fraud Investigations, however it remains positive, for every \$1 the County spends on the IHSS Anti Fraud Pilot Program, \$1.14 will be saved in County costs of IHSS.

Information Technology (IT) and Automation Projects

CSA IT provides automation support including programming, help desk functions and critical network support for Department computers while partnering with County Strategic Business Technology (SBT) to ensure safety and security of local information systems. Annual maintenance & operations costs of CSA automation systems total approximately \$1.1 million, which includes software licensing and support of electronic data processing and telecommunications systems such as the new Customer Service Center.

In the Proposed Budget, local automation projects require procurement of Fixed Assets totaling \$87,200, as follows:

- ◆ Redundant SAN Chassis \$20,000 - CSA is currently migrating all servers and data to its newly acquired virtual server network.
- ◆ Router/switch replacement \$59,200 - CSA currently has two 6509 router/switches that are at end of life, no longer vendor supported and require replacement. This equipment provides all of the core routing of data within the network as well as firewall protection, and outstation connectivity. In the event of a failure, the entire network for the agency would be completely down and unavailable.
- ◆ Raritan replacement \$8,000 - CSA IT staff currently uses the Raritan to remote control and manage servers. The replacement device will be less costly to operate and will meet the Department's needs for the future.

The Fixed Asset projects will be jointly developed with SBT to ensure consistency with the local automation platform. Department maintenance & operations, along with depreciation of fixed assets are included within the program budgets consistent with Federal cost plan requirements.

Oversight of multiple State-initiated projects remains integral to Department operations in Budget Year 2012-2013. CSA works in conjunction with the California Department of Social Services (CDSS) and the Office of Systems Integration in support of a variety of statewide automation projects. Key projects either in the development or maintenance and operations phase include the following:

- ◆ Consortium IV (C-IV) – C-IV Statewide Automated Welfare System (SAWS) is the fully automated system for case management of public assistance and employment services programs. Total C-IV Project costs will be shared by the 39 participating counties. The Department's share of the C-IV Project Maintenance and Operations Budget equates to approximately \$5.1 million for 2012-2013 and \$4.8 million will be funded through a special allocation from the California Department of Social Services. C-IV funding covers the cost of three staff assigned full-time to the project. The C-IV Project County share of cost is estimated at \$329,217 which will be absorbed within the CalWORKs and CalFresh maintenance of effort (MOE) funds and Foster Care County cost as supported in this budget.

As part of the C-IV partnership a budget placeholder has been established within the StanWORKs programs to support Oracle Business Intelligence Enterprise Edition (OBIEE) to enhance eligibility data tracking and analysis capabilities for CalWORKs, CalFresh and Medi-Cal.

- ◆ Case management, Information and Payrolling System II (CMIPS II) – The CMIPS II Project consists of an enhancement to the current CMIPS Program used for the IHSS Program. As a result of the continued delay in implementation of the CMIPS II automation project, the Department anticipates 100% State allocation funds of \$239,261 to be available in Budget Year 2012-2013 for final implementation activities.

1990/1991 Realignment Revenue – The State sales tax includes a half cent portion that funds local health and welfare programs; these funds represent a key financing source for social service programs local match costs not reimbursed by Federal and State allocations. Sales tax revenue fluctuates greatly from month to month and has been on a steady decline over the past 4 fiscal years through Fiscal Year 2010-2011 with an upward trend experienced in Fiscal Year 2011-2012. The current year experience has fluctuated with an overall increase over the prior years and representing the best revenue collection through the month of March in 5 years.

The Realignment revenue projection equals the State Controller Realignment 1991 published base. The Department receives approximately 87% of these funds, or about \$13.5 million, of which \$2.1 million is used to support local match requirements for Program Services and Support. The Department will continue to closely monitor realignment sales tax revenue since this revenue stream provides approximately 13.5% of the base county share requirement in Program Services and Support.

2011 Realignment Revenue - On September 20, 2011, the Board of Supervisors approved the Community Corrections Plan required by AB 109 Public Safety Realignment. AB 109 Public Safety included realigned social services programs: Adult Protective Services (APS) and Child Welfare Services (CWS) which includes case management, Child Abuse Prevention (CAPIT), as well as administration of the Foster Care (FC) and Adoptions (AAP) assistance programs. The 2011

Realignment replaced State General Fund allocations and monthly cash advances with monthly sales tax distribution based on statewide formulas established in the AB 118 legislation. Total 2011 Realignment is budgeted in this Proposed Budget request for 2012-2013 at \$9,360,218; as follows: for Adult Protective Services: \$748,419, Child Welfare Services: \$7,832,765, Child Abuse Prevention at \$165,980, Foster Care Administration at \$219,298 and Adoptions Administration at \$393,756. The estimated 2011 Realignment revenue supports 77% of the total projected base county share requirements for these programs.

Federal/State Budget Impacts

The Governor's 2012-2013 Proposed Budget includes several significant proposals that could influence agency programs in Budget Year 2012-2013. Due to the uncertainty of pending legislative action, these proposals are not factored into the current budget projections. Some notable proposed policy changes include:

- ◆ The initial 2011 Realignment legislation provided instructions for the accounting and funding structure only for Fiscal Year 2011-2012. Clean up legislation, possibly to occur within the State budget process, includes proposals for establishment of a 2011 realignment funding base, with rolling growth and base adjustments annually, new accounting structural requirements and provisions for transferability of funding that will support counties in Budget Year 2012-2013 and beyond. Pending actual 2011 Realignment instructions, the Department continues to project and budget this funding consistent with Fiscal Year 2011-2012 practice and Board approval.
- ◆ The State Budget proposes to provide \$35 million in funding in 2012-2013 to increase efforts in CalWORKs for recipients to find work. The budget also includes \$10 million spread over the current and next budget year for automation changes needed to implement the proposed changes in the CalWORKs program. This is a placeholder estimate pending further discussions with the consortia. The \$375 million unallocated reduction to the Single Allocation is not proposed to continue. However, the proposed changes in the CalWORKs program are expected to produce significant savings to the State which in turn will reduce the Single Allocation funding. These reductions do not appear to be supported by the Legislature, are not yet determined and more information will be required prior to analysis of local budget impacts.
- ◆ In-Home Supportive Services (IHSS) Program Integrity State General Fund support was halted due to the implementation of the trigger cut which was effective on January 1, 2012. The budget proposes to make this reduction permanent despite the proven cost avoidance savings obtained while the program was in effect. Federal funds continue through Budget Year 2012-2013 along with the requirement for county plan submission and State approval for local participation in IHSS Fraud Investigations. In Stanislaus County, the Board of Supervisors has decided to continue these fraud detection and integrity programs.
- ◆ CalFresh (Formerly Food Stamps) maintenance of effort (MOE) Waiver was approved for two years, Fiscal Years 2010-2011 and 2011-2012, which enabled counties to access the State General Fund along with the corresponding Federal share of their CalFresh allocation by waiving the required 15% match as long as the County met its required CalFresh/CalWORKs MOE. The MOE waiver sunsets in June 2012, however, there is support by both California Department of Social Services (CDSS) and California Welfare Directors Association (CWDA) to continue the waiver into Budget Year 2012-2013. The Proposed Budget assumes the MOE waiver will remain in place which results in an additional \$9.5 million in Federal/State funds for Stanislaus County in Budget Year 2012-2013 to enhance local efforts at outreach to increase CalFresh access and utilization in the community.
- ◆ Child Care funding is expected to remain near the Fiscal Year 2011-2012 funding level if the cuts to child care programs proposed in the Governor's 2012 January budget are not approved by the Legislature. The Governor's January 2012 budget, if approved, may reduce total child care funding by approximately \$500,000.

**Reallocation of County Match for Mandated Programs for the Community Services Agency and the
Continuation of IHSS Fraud and Integrity Program**

Program	2011-2012 Adopted Final Budget	Budget Year 2012-2013 Unmet Need/Change in Need
Foster Care Aid	\$84,483	\$3,770,974
CalWORKS Aid	\$1,840,170	(\$152,315)
Adoptions Aid	\$453,498	(\$70,430)
General Assistance	\$751,204	(\$210,501)
Adult Protective Services	\$86,879	\$49,946
In-Home Supportive Services In House	\$654,912	\$22,579
In-Home Supportive Services Request*		\$182,142
Child Welfare Services	\$334,893	(\$334,893)
Foster Care Administration	\$63,996	\$4,413
Adoption Administration		\$6,803
CalWORKS/CalFresh	\$2,211,403	no change
GA/CalFresh Admin and employee training	\$148,838	(\$1,714)
In-Home Supportive Services Fraud	\$62,839	\$145,710
Misc.	<u>(\$159,471)</u>	<u>\$107,156</u>
Current Match	\$6,533,644	\$3,519,870
Match Contingency		
IHSS Wage and Benefits	\$2,044,499	\$1,530,135
Total	\$8,578,143	\$5,050,005

* IHSS In House Request of \$182,142 needed to fully access the IHSS allocation (includes \$36,432 additional County Match and \$145,710 in redirected General Fund Program Savings).

STAFFING IMPACTS

Total current authorized positions— 944

The department is requesting to reclassify upward one vacant Family Services Specialist II position to a Family Services Specialist IV to assist in meeting internal and external customer needs and demands. This position is funded by the CalWORKs and Other Public Welfare programs. 100% of this position is funded with Federal/State revenues as the mandated Maintenance of Effort (MOE) is covered within the 2012-2013 Proposed Budget use of General Funds. There are no additional county funds required as a result of this reclassification request. It is recommended to reclassify one vacant Family Services Specialist II to Family Services Specialist IV.

Total recommended authorized positions— 944

RECOMMENDED PROPOSED BUDGET

It is recommended that a budget of \$117,210,207 be approved for the Community Services Agency as an interim spending plan until the Final Budget is adopted. Funds are recommended in the Match Contingency budget for certain potential exposures in order to identify more clearly the actual General Fund impact of these unmet needs for 2012-2013.

This budget is funded from \$113,805,918 in estimated department revenue and \$3,404,289 of County Match. The Department's request for an increase in County Match of \$182,142 will be addressed as part of the 2012-2013 Final Budget process.

STANISLAUS COUNTY, CALIFORNIA
Budget Year 2012-2013



HUMAN SERVICES
Administration

COMMUNITY SERVICES AGENCY—COUNTY CHILDREN’S FUND

Budget Unit 1637 0045961
 Special Revenue Fund

SERVICES PROVIDED

Funds in this budget are used to provide for education and support services for the prevention, intervention and treatment of child abuse and neglect. Current services include emergency shelter services for runaway youth and the local match for clean and sober living as well as other Children's program core contract services, allowing for full Child Welfare Services support of Differential Response. The Child Abuse Prevention Council (CAPC) provides recommendations for the use of the County Children's Fund (CCF). All services are provided by local nonprofit agencies.

CASH/FUND BALANCE

As of July 1, 2012, this fund is projected to have positive cash and fund balance of \$376,406 compared to \$503,959 on July 1, 2011. The decrease in cash and fund balance compared to last year is attributable to the planned use of fund balance in the amount of \$127,553 to support operations for Fiscal Year 2011-2012 consistent with the CAPC 5 Year Plan.

CSA - County Children's Fund				
Classification	2010-2011 Actual	2011-2012 Adopted Budget	2012-2013 Requested Proposed Budget	2012-2013 Recommended Proposed Budget
Taxes	\$0	\$0	\$0	\$0
Licenses, Permits, Franchises	\$0	\$0	\$0	\$0
Fines, Forfeitures, Penalties	\$0	\$0	\$0	\$0
Revenue from use of Assets	\$0	\$0	\$0	\$0
Intergovernmental Revenue	\$21,621	\$0	\$0	\$0
Charges for Service	\$154,117	\$0	\$0	\$0
Miscellaneous Revenue	\$0	\$166,075	\$166,075	\$166,075
Other Financing Sources	\$0	\$0	\$0	\$0
Total Revenue	\$175,738	\$166,075	\$166,075	\$166,075
Salaries and Benefits	\$0	\$0	\$0	\$0
Services and Supplies	\$118,450	\$93,628	\$93,628	\$93,628
Other Charges	\$33,320	\$0	\$0	\$0
Fixed Assets	\$0	\$0	\$0	\$0
Other Financing Uses	\$16,533	\$200,000	\$200,000	\$200,000
Equity	\$0	\$0	\$0	\$0
Intrafund	\$0	\$0	\$0	\$0
Contingencies	\$0	\$0	\$0	\$0
Gross Costs	\$168,303	\$293,628	\$293,628	\$293,628
Fund Balance	(\$7,435)	\$127,553	\$127,553	\$127,553
Net County Cost	\$0	\$0	\$0	\$0

PROGRAM DISCUSSION

At the proposed level of funding, the Department can maintain core County Children's Fund services which benefit children and families in the community. This budget is supported entirely by a combination of revenues from birth certificate sales, local donations and Department of Motor Vehicle children's license plate fees.

The current CAPC recommendation represents the third phase in a five year spending plan that will leverage children's programs in the CSA Services and Support budget for Fiscal Years 2010-2011 through 2014-2015. The recommendation for 2012-2013 is to fund the Center for Human Services Hutton House in the amount of \$93,628, and to dedicate \$200,000 of CSA County Children's Fund resources to provide local match for children's program core services in the CSA Services and Support budget, which allows for Child Welfare Services funding support of Differential Response.

The \$93,628 of funding for the Center for Human Services Hutton House will provide temporary shelter care, differential response case management, crisis intervention, support group services, and individual, family and group counseling to youths and families.

The \$200,000 of funding in Differential Response will provide County Match for program core services which allows the Agency to continue Differential Response (DR) services. DR services provide an alternative to child welfare agency response to reports of child abuse and neglect based on the assessed safety and risk reported to support children ages 0-17 through the redirection of more flexible funding streams such as, but no limited to, Promoting Safe and Stable Families (PSSF) and Child Abuse Prevention, Intervention and Treatment (CAPIT), Federal and State funds that do not require match. The Agency will also be able to continue some clean and sober living services.

STAFFING IMPACTS

Total current authorized positions— 0

RECOMMENDED PROPOSED BUDGET

It is recommended that a budget of \$293,628 be approved for the Community Services Agency – County Children's Fund as an interim spending plan until the Final Budget is adopted. This budget is funded from \$166,075 in estimated department revenue and \$127,553 in department fund balance.

STANISLAUS COUNTY, CALIFORNIA
Budget Year 2012-2013



HUMAN SERVICES
Aid Programs

COMMUNITY SERVICES AGENCY—GENERAL ASSISTANCE

Budget Unit 1633 0045901
 Special Revenue Fund

SERVICES PROVIDED

The General Assistance (GA) Program is mandated by Welfare and Institutions Code 17000 and provides cash aid payments to the indigent. In addition, this budget also includes funding for GA Foster Care. The General Assistance Program serves individuals not eligible for other aid programs.

CASH/FUND BALANCE

As of July 1, 2012, this fund is projected to have a cash and fund balance of \$0, compared to the July 1, 2011 cash and fund balance of \$0.

CSA - General Assistance					
Classification	2010-2011 Actual	2011-2012 Adopted Budget	2012-2013 Requested Proposed Budget	2012-2013 Recommended Adjustments	2012-2013 Recommended Proposed Budget
Taxes	\$0	\$0	\$0	\$0	\$0
Licenses, Permits, Franchises	\$0	\$0	\$0	\$0	\$0
Fines, Forfeitures, Penalties	\$0	\$0	\$0	\$0	\$0
Revenue from use of Assets	\$0	\$0	\$0	\$0	\$0
Intergovernmental Revenue	\$0	\$0	\$0	\$0	\$0
Charges for Service	\$407,812	\$366,700	\$366,700	\$0	\$366,700
Miscellaneous Revenue	\$54,678	\$1,688	\$1,688	\$0	\$1,688
Other Financing Sources	\$243,248	\$0	\$0	\$0	\$0
Total Revenue	\$705,738	\$368,388	\$368,388	\$0	\$368,388
Salaries and Benefits	\$0	\$0	\$0	\$0	\$0
Services and Supplies	\$0	\$0	\$0	\$0	\$0
Other Charges	\$1,190,759	\$1,119,592	\$909,091	\$0	\$909,091
Fixed Assets	\$0	\$0	\$0	\$0	\$0
Other Financing Uses	\$0	\$0	\$210,501	(\$210,501)	\$0
Equity	\$0	\$0	\$0	\$0	\$0
Intrafund	\$0	\$0	\$0	\$0	\$0
Contingencies	\$0	\$0	\$0	\$0	\$0
Gross Costs	\$1,190,759	\$1,119,592	\$1,119,592	(\$210,501)	\$909,091
Fund Balance	\$0	\$0	\$0	\$0	\$0
Net County Cost	\$485,021	\$751,204	\$751,204	(\$210,501)	\$540,703

PROGRAM DISCUSSION

At the proposed level of funding, the Department can support the 2012-2013 mandated General Assistance needs of \$909,091 funded by total estimated revenues of \$368,388 and County Match of \$540,703; which reflects a decrease of \$210,501 from the 2011-2012 Adopted Budget.

Total projections for the GA entitlement programs are forecast at \$909,091, 18.8% or \$210,501 less than the Adopted Final Budget of \$1,119,592. 2012-2013 GA benefit projections reflect the most current

local trends. The caseload and grant were individually evaluated using Third Quarter Fiscal Year 2011-2012 projections as a base from which to assess the impacts of several local growth factors, including month to month and year to year growth trends associated with the GA program, which includes Adult General Relief and GA Foster Care.

Adult General Relief (GR) – The total GR program has decreased by 19.2% or \$210,501 less than the 2011-2012 Adopted Final Budget of \$1,094,592. The requested \$884,091 appropriation is projected to provide services to an average of 371 cases per month, which is a 26.4% decrease from the Adopted Final Budget level of 504. The caseload decrease is attributed to the enhanced County Work Program for Employables and the Board of Supervisor's approved Interim Assistance eligibility timeframes. These enhancements provide temporary needed support to customers as well as the framework to ensure consistent application of program requirements. The average grant is projected at \$198.73 which represents a 4.2% decrease from the Adopted Final Budget Fiscal Year 2011-2012 of \$207.46. The GR average grant decrease reflects the fluctuation in declining Employables caseload and the earned assistance benefits tied to their work participation.

At this time the State has not legislated nor proposed reductions to the Temporary Assistance for Needy Families (TANF) grants in the State Budget Year 2012-2013. Consistent with the State's proposed budget, the Department has not factored any reduction in the GR average monthly grant.

GA Foster Care (GA FC) - The Agency requests appropriations of \$25,000 to support General Assistance Foster Care, which is unchanged from the Adopted Final Budget. Although funding for undocumented FC children was eliminated through the Permanently Residing in the United States Under Color of Law (PRUCOL) process, these youth are eligible for funding through the State's Qualified Alien (QA) designation. The QA designation is expected to alleviate the need for a higher level of GA FC expenditure in the Budget Year 2012-2013. GA FC is used as a last resort for court ordered Foster Care costs that are not eligible for Federal or State reimbursement.

The projected GR declining caseload and grant trend results in estimated General Fund savings of \$210,501. The Department is requesting to transfer these funds to partially offset the significant increase in the County's General Fund cost exposure for Foster CARE. This will result in an Operating Transfer of \$210,501 to reduce the unmet need for County Share Mandate Match in Fund 1632 Public Economic Assistance, Foster Care. This represents a \$210,501 reduction in County General Fund Match in General Assistance due to the decrease experienced in actual caseloads during Fiscal Year 2011-2012.

Budget Year estimated revenues totaling \$368,388 are trending consistent with the Adopted Final Budget Projection. Estimated revenues are comprised of Interim Assistance Reimbursement (IAR) at \$340,478; General Relief repayments at \$26,222; and Lien Collections of \$1,688. The estimated revenues of \$368,388 and the County Match of \$540,703 are sufficient to meet the proposed County obligation.

Federal/State Budget Impacts:

- ◆ GA regulations require grant adjustments in recognition of changes in costs of living indices. The Board of Supervisors has traditionally followed the Temporary Assistance for Needy Families (TANF) program Cost of Living Adjustment (COLA), one year in arrears. Other options exist in calculating grant adjustments besides the TANF model, such as using an annual survey of what it costs to live in Stanislaus County. Since there was no TANF COLA included in the Governor's Budget for Fiscal Year 2011-2012, there will be no COLA requested for GR in Budget Year 2012-2013.
- ◆ The last COLA of 2.75% for GR was approved by the Board and implemented on July 1, 2005. The COLA for GR grants are requested from the Board according to Welfare and Institutions Code, Section 17001.5, which authorizes counties to set GR grant levels based on the 1991 poverty level, adjusted annually to reflect changes in the AFDC program, now identified as TANF. This method has been used in Stanislaus County since 1993 and has proven to be fair and effective.

The Governor suspended the CalWORKs/TANF COLAs in Fiscal Year 2006-2007, 2007-2008, 2008-2009, 2009-2010, 2010-2011 and 2011-2012. In the Budget Year 2012-2013, the Governor

proposes no grant increases to CalWORKs recipients. In alignment with TANF grant adjustments, CSA would not recommend a COLA for GR in Budget Year 2013-2014.

- ◆ On April 4, 2011, the Governor signed Assembly Bill 109 (AB 109) mandating realignment of custodial and community supervision of lower level adult parolees from the State to the counties. To meet the mandate on September 20, 2011, the Board of Supervisor's approved the Community Corrections Partnership Plan for the Implementation of the 2011 Public Safety Realignment. The approved plan included a CSA Social Worker (SW) who would focus on Supplemental Security Income (SSI) advocacy for parolees. The Department expected the Employables caseload to increase as parolees are referred for assistance to achieve self-sufficiency, however the expected increase to GR caseloads have not materialized and is not anticipated in the coming year. At this time, the Department did not factor AB 109 on-going caseloads impacts into the Proposed Budget Year 2012-2013 Budget. The Agency will continue to track the progress and impacts of AB 109, reporting to the Board as needed.
- ◆ GA FC has been impacted over the past year by recent court orders which have required CSA to retain dependency of certain foster youth past the age of 18. Federal/State regulations do not allow for FC funding in these situations requiring that the cost of placement become 100% County.
- ◆ The Federal Fostering Connections to Success and Increasing Adoptions Act of 2008 (AB 12) was signed by the Governor on September 30, 2010. AB 12 phases in benefits for FC youth over the age of 18 up to age 20, and if approved by the legislature, up to the age of 21. As AB 12 is not a GA FC mandate and placements must be court ordered, no impacts were factored into the Proposed Budget Year 2012-2013 Budget specific to County-only FC placements.

There is a potential for a related AB 12 impact to GA FC. In the current AB 12 legislation, a Non-Minor Dependant (NMD) is ineligible between the time the NMD turns 19 and the Phase 2 eligibility date of January 1, 2013. Assembly Bill 1712 (AB 1712) proposed legislation in August 2012 to close this age eligibility gap. If AB 1712 does not pass on time as drafted, the Court could mandate continued eligibility to the NMD. If so, the associated benefits would not be eligible for Federal or State funding. The current projected exposure is \$131,602. The Agency's contingency plans include: outreach and working with the Courts to find solutions that do not impact the County General Fund and the potential to use the Transitional Housing Program Plus (THP Plus) funding. The Agency will closely monitor the status of AB 1712 and will report back to the Board when more is known.

- ◆ The Federal Fostering Connections to Success and Increasing Adoptions Act of 2008 (Public Law 110-351) Education Travel Reimbursement amended Title IV-E of the Social Security Act to require FC case plans to ensure the educational stability of the child while in foster care. The law requires assurances that if it is appropriate the child remain in their enrolled school at the time of placement. The law also establishes allowable FC maintenance costs for reasonable travel for the child to remain in the school in which the child is enrolled at the time of placement. The impacts of Public Law 110-351 were not factored into the GA FC budget, pending further analysis. The Agency will continue to track the progress and impacts of PL 110-351, reporting to the Board as needed.

STAFFING IMPACTS

Total current authorized positions— 0

RECOMMENDED PROPOSED BUDGET

It is recommended that a budget of \$909,091 be approved for the Community Services Agency – General Assistance budget as an interim spending plan until the Final Budget is adopted. This budget is funded from \$368,388 in estimated department revenue and \$540,703 of County Match.

Due to a decrease in actual caseloads during Fiscal Year 2011-2012, the Department has requested an Operating Transfer out of General Assistance in the amount of \$210,501 into Public Assistance to reduce the unmet need in Foster Care. However, based on current caseload trends, it is recommended instead to permanently decrease County Match to this budget by \$210,501, with a corresponding permanent increase of \$210,501 in Public Assistance – Foster Care.

STANISLAUS COUNTY, CALIFORNIA

Budget Year 2012-2013

HUMAN SERVICES

Administration



**COMMUNITY SERVICES AGENCY—IHSS PUBLIC AUTHORITY-
ADMINISTRATION**

Budget Unit 1640 0045980

Special Revenue Fund

SERVICES PROVIDED

This budget was established by the Board of Supervisors on December 7, 2004, in order to support the creation of an In-Home Supportive Services (IHSS) Public Authority (PA) in Stanislaus County. The PA is a public entity separate from the County, pursuant to Welfare and Institutions Code Section 12301.6 and Stanislaus County Ordinance Number (C.S. 905). The PA is a corporate public body exercising public and essential governmental functions and has all powers necessary and convenient to carry out the provider components of IHSS.

CASH/FUND BALANCE

As of July 1, 2012, the projected fund balance is estimated to be a negative \$132,570 compared to the July 1, 2011 negative cash balance of \$132,585. The negative cash balance represents the lag time associated with the State's reimbursement of claims filed for actual expenditures. Reimbursement is typically received from the State within three to five months. Agency pooled cash is expected to cover this budget unit's anticipated negative cash balance.

As of July 1, 2012 this fund is projected to have \$0 in fund balance compared to the July 1, 2011 fund balance of \$15.

CSA - IHSS Public Authority - Administration				
Classification	2010-2011 Actual	2011-2012 Adopted Budget	2012-2013 Requested Proposed Budget	2012-2013 Recommended Proposed Budget
Taxes	\$0	\$0	\$0	\$0
Licenses, Permits, Franchises	\$0	\$0	\$0	\$0
Fines, Forfeitures, Penalties	\$0	\$0	\$0	\$0
Revenue from use of Assets	\$0	\$0	\$0	\$0
Intergovernmental Revenue	\$302,698	\$328,701	\$335,312	\$335,312
Charges for Service	\$0	\$0	\$0	\$0
Miscellaneous Revenue	\$0	\$0	\$0	\$0
Other Financing Sources	\$68,396	\$85,188	\$70,496	\$70,496
Total Revenue	\$371,094	\$413,889	\$405,808	\$405,808
Salaries and Benefits	\$0	\$0	\$0	\$0
Services and Supplies	\$57,663	\$20,140	\$16,016	\$16,016
Other Charges	\$313,446	\$393,749	\$389,792	\$389,792
Fixed Assets	\$0	\$0	\$0	\$0
Other Financing Uses	\$0	\$0	\$0	\$0
Equity	\$0	\$0	\$0	\$0
Intrafund	\$0	\$0	\$0	\$0
Contingencies	\$0	\$0	\$0	\$0
Gross Costs	\$371,109	\$413,889	\$405,808	\$405,808
Fund Balance	\$15	\$0	\$0	\$0
Net County Cost	\$0	\$0	\$0	\$0

PROGRAM DISCUSSION

At the proposed level of funding, the Department projects it can provide services for PA Administration that meet the minimum mandates for Budget Year 2012-2013.

The PA Administration 2012-2013 Budget is projected to be \$405,808, a reduction of approximately 2.0%, or \$8,081 from the Fiscal Year 2011-2012 Adopted Final Budget level of \$413,889. The decrease is due to a \$14,840 reduction in fingerprint charges consistent with current actual operating levels, offset by an increase of \$843 in contracted staff costs and an increase of \$5,916 to fund advisory committee activities and governing board expenses supported within the Public Advisory Committee Allocation.

The County Match requirement of 17.4% or \$70,496 is accounted for within budget unit 1631, Program Services and Support. An Operating Transfer Out equal to this County Match from budget unit 1631 to budget unit 1640 allows all appropriations and estimated revenues of the Public Authority to be accounted for within the PA budget units. Revenues in the budget estimated at \$335,312 combined with the transfer of County Match of \$70,496 will cover all of the expenditures for PA Administration.

The Public Authority (PA) is responsible for negotiating the wages and benefits of the IHSS providers, and is subject to the same State-wide factors that impact the IHSS program. The threat of reduced State support for IHSS Provider wages and any reductions in administrative funding could significantly impact PA service levels. The Agency will continue to monitor Federal/State Budget proposals and report back to the Board with any specific changes to program services and/or funding.

STAFFING IMPACTS

Total current authorized positions— 0

RECOMMENDED PROPOSED BUDGET

It is recommended that a budget of \$405,808 be approved for the Community Services Agency – In-Home Supportive Services Public Authority (PA) Administration budget as an interim spending plan

until the Final Budget is adopted. This budget is funded from \$405,808 in estimated department revenue.

STANISLAUS COUNTY, CALIFORNIA
Budget Year 2012-2013
HUMAN SERVICES
Administration



COMMUNITY SERVICES AGENCY—IHSS PUBLIC AUTHORITY-BENEFITS

Budget Unit 1641 0045990
Special Revenue Fund

SERVICES PROVIDED

This budget includes the direct costs of the Individual Provider (IP) Medical Benefits Plan only. There are no administrative costs associated with In-Home Supportive Services (IHSS) IP medical benefits accounted for within this budget.

Under the approved labor agreement with United Domestic Workers of America (UDWA), the County will contribute the maximum allowable health benefit contribution rate per hour, currently \$.60, designated in Welfare and Institutions Code 12301. Health benefits are available to individual providers who work 75 hours or more per month for three consecutive months. The number of providers that can receive health, vision and dental benefits are dependent on the total annual individual provider paid hours and the determined monthly health premium.

IHSS IP wages are accounted for within the CSA IHSS Provider Wages budget as a program cost whereas provider benefits are accounted for as a Public Authority (PA) function, in the CSA IHSS – Public Authority Benefits Administration budget.

CASH/FUND BALANCE

As of July 1, 2012, the projected cash balance is estimated to be a positive \$96,339 compared to the July 1, 2011 positive cash balance \$100,896. There is a lag time associated with the State's reimbursement of claims filed for actual expenditures. Reimbursement is typically received from the State within three to five months. However, provider premium payments and health revenues held in trust pending vendor billing, provide cash to offset this delay in claim reimbursement.

As of July 1, 2012 the projected fund balance is estimated to be \$0 in fund balance compared to the July 1, 2011 fund balance of \$4,558. The \$4,558 fund balance was due to receipt of Realignment funds in excess of funds anticipated for the month of June 2011, and was dedicated to reduce County General Fund unmet need exposure during Fiscal Year 2011-2012.

CSA - IHSS Public Authority - Benefits				
Classification	2010-2011 Actual	2011-2012 Adopted Budget	2012-2013 Requested Proposed Budget	2012-2013 Recommended Proposed Budget
Taxes	\$0	\$0	\$0	\$0
Licenses, Permits, Franchises	\$0	\$0	\$0	\$0
Fines, Forfeitures, Penalties	\$0	\$0	\$0	\$0
Revenue from use of Assets	\$20	\$0	\$0	\$0
Intergovernmental Revenue	\$2,906,392	\$2,047,983	\$2,311,705	\$2,311,705
Charges for Service	\$0	\$0	\$0	\$0
Miscellaneous Revenue	\$178,414	\$200,000	\$200,000	\$200,000
Other Financing Sources	\$59,439	\$21,899	\$21,899	\$21,899
Total Revenue	\$3,144,265	\$2,269,882	\$2,533,604	\$2,533,604
Salaries and Benefits	\$0	\$0	\$0	\$0
Services and Supplies	\$3,251,177	\$2,360,119	\$2,623,841	\$2,623,841
Other Charges	\$0	\$0	\$0	\$0
Fixed Assets	\$0	\$0	\$0	\$0
Other Financing Uses	\$0	\$0	\$0	\$0
Equity	\$0	\$0	\$0	\$0
Intrafund	\$0	\$0	\$0	\$0
Contingencies	\$0	\$0	\$0	\$0
Gross Costs	\$3,251,177	\$2,360,119	\$2,623,841	\$2,623,841
Fund Balance	\$16,675	\$0	\$0	\$0
Net County Cost	\$90,237	\$90,237	\$90,237	\$90,237

PROGRAM DISCUSSION

At the proposed level of funding, the Department can support only 82% of the 2012-2013 projections for IHSS PA Provider Health Benefits, therefore the Department is requesting full County Share Match support of \$530,452; which represents an increase of \$104,159 in Net County Cost.

At the current 2012-2013 Proposed Base Budget level, the IHSS PA Benefits budget is \$2,623,841 with a County Match requirement of \$426,293. Realignment revenue provides approximately 78.8% of the mandated base budget county match, or \$336,056 to reduce the County General Fund impact to the target level of \$90,237. This level of funding is not sufficient to cover Provider health benefit county mandated costs beyond April of 2013 per the existing plan.

Under the approved labor agreement with United Domestic Workers of America (UDWA), the County is committed to contribute its share of \$.60 per Individual Provider (IP) paid hour for Provider health benefits. The actual Budget Year 2012-2013 IHSS PA Benefit projection is \$3,215,644, with a County match requirement of \$530,452. The estimated paid hours of 5,026,074 were based on an assumption of flat caseload growth effective February 2012 through June 2013. The primary budget for provider benefits is \$3,015,644, which is augmented by \$200,000 to provide additional Providers with medical benefits utilizing Provider premium deductions.

The Budget Year 2012-2013 Base Budget does not reflect the program need and requires additional appropriations of \$591,803, which will generate \$487,644 additional State and Federal estimated revenues. The County share budget estimate is \$530,452 using the County composite rate of 17.6%, which generates an ongoing unmet need for County General Fund Match of \$104,159.

State Budget Impacts:

The Governor's January 2012 budget includes several proposals that could significantly affect the CSA IHSS Individual Provider program in Budget Year 2012-2013 which are not factored into the current budget projections. Most notable are the following:

- ◆ Community First Choice Option (CFCO) Savings - The Community First Choice Option increases federal financial participation by 6%. For Stanislaus County, this decreased County cost would equate to a savings of approximately \$63,027 to IHSS Benefits and would reduce the unmet Net County cost from \$104,159 to \$41,132. Approval of the CFCO plan was anticipated in early March 2012. The CFCO plan designation Federal approval is still pending.
- ◆ 20% across the board trigger cuts – includes savings associated with an outstanding court decision regarding a 20% across the board cut to recipient hours included in the California State budget trigger cuts. Implementation continues to be halted by court injunction and therefore seems unlikely to happen in Budget Year 2012-2013.
- ◆ Elimination of services to Domestic and Related Services for certain recipients – Effective July 1st 2012, the California State Budget proposes to eliminate Domestic and Related Services to recipients who are living with others in a shared-housing situation with some exceptions. It is estimated that this would eliminate approximately 53% of IHSS cases statewide. This cut has been proposed in previous state budget cycles and has raised significant legal questions. If successfully implemented, this would produce a significant reduction to the revenue available to administer IHSS Benefits.
- ◆ Integration of IHSS into Managed Care – The budget proposes to include IHSS and other home and community-based services, as well as nursing home care, as a managed care benefit beginning January 1, 2013. All IHSS consumers would be included in the capitated rate paid to manage care providers. This would be a phased in approach with eight to ten California counties beginning the transition in Budget Year 2012-2013, 19 additional counties transitioning in Budget Year 2013-2014, and statewide implementation in Budget Year 2014-2015. The budget does not address several issues in this transition, to include the role of Public Authorities in collective bargaining, impacts on current wage and benefit agreements, and the state-county financing relationship.
- ◆ Additionally, the Governor's May Revise issued on May 14, 2012 proposes additional reductions of hours for recipients statewide for this program and clarification on evolving eligibility for proposed Community First Choice Option services.

The Agency will continue to monitor Federal/State Budget proposals and report back to the Board with any specific changes to program services and/or funding.

STAFFING IMPACTS

Total current authorized positions— 0

RECOMMENDED PROPOSED BUDGET

It is recommended that a budget of \$2,623,841 be approved for the Community Services Agency – In-Home Supportive Services Public Authority Benefits budget as an interim spending plan until the Final Budget is adopted. Funds are recommended in the Match Contingency budget for certain potential exposures in order to identify more clearly the actual General Fund impact of these unmet needs for 2012-2013.

This budget is funded from \$2,533,604 in estimated department revenue and \$90,237 of County Match. The Department's request to increase County Match by \$104,159 will be addressed as part of Final Budget.

STANISLAUS COUNTY, CALIFORNIA
Budget Year 2012-2013

HUMAN SERVICES
Administration



COMMUNITY SERVICES AGENCY—IHSS PROVIDER WAGES

Budget Unit 1642 0045992
Special Revenue Fund

SERVICES PROVIDED

The CSA In-Home Support Services (IHSS) Provider Wages budget was established in the Fiscal Year 2009-2010 Mid-Year Financial Report in order to provide transparency in the budgeting and accounting for the IHSS Program. IHSS provider wages were formerly budgeted in CSA Program Services and Support, as reflected in the Adopted 2009-2010 Final Budget.

The IHSS Program is a mandated entitlement program which provides in-home supportive services to frail and/or elderly individuals, allowing the approximately 5,705 customers to remain safely in their own home.

Under the current approved labor agreement with United Domestic Workers of America (UDWA), IHSS Provider wages are budgeted at \$9.38 per hour. This agreement was approved by the Board of Supervisors on July 24, 2007 for a 48 month period retroactive to October 1, 2006 and formally expired on September 30, 2010. In May of 2011, the previous labor agreement was extended until September 30, 2011. It was extended once again in October of 2011 until May 31, 2012. In addition to the hourly wage rate, Provider benefits are included as part of the agreement; these benefits are budgeted in CSA IHSS Public Authority Benefits Administration.

CASH/FUND BALANCE

As of July 1, 2012, the projected cash balance is estimated to be a negative \$775,455 compared to the July 1, 2011 positive cash balance of \$31,689. The projected negative cash balance represents a perpetual timing difference in receiving Federal revenue refunds on county share adjustments and State Realignment revenues earned which are typically received 2 months in arrears. In addition, there is a timing delay in the posting of local match revenues in support of the IHSS Provider Wages at the end of each quarter. Due to this lag time in reimbursements, accounts receivable will be set up for outstanding revenues which will allow this fund to end the year in a positive fund balance position but will create a perpetual negative balance for cash.

As of July 1, 2012 the projected fund balance is estimated to be \$0 compared to the July 1, 2011 positive fund balance of \$79,367. The \$79,367 fund balance was a result of the receipt of Realignment funds in excess of funds anticipated for the month of June 2011, and was carried in from the prior year and dedicated to reduce the County General Fund exposure in IHSS provider wages in Fiscal Year 2011-2012.

CSA - IHSS Provider Wages				
Classification	2010-2011 Actual	2011-2012 Adopted Budget	2012-2013 Requested Proposed Budget	2012-2013 Recommended Proposed Budget
Taxes	\$0	\$0	\$0	\$0
Licenses, Permits, Franchises	\$0	\$0	\$0	\$0
Fines, Forfeitures, Penalties	\$0	\$0	\$0	\$0
Revenue from use of Assets	\$346	\$0	\$0	\$0
Intergovernmental Revenue	\$49,778,159	\$37,093,817	\$41,627,143	\$41,627,143
Charges for Service	\$0	\$0	\$0	\$0
Miscellaneous Revenue	\$0	\$0	\$0	\$0
Other Financing Sources	\$606,518	\$376,457	\$376,457	\$376,457
Total Revenue	\$50,385,023	\$37,470,274	\$42,003,600	\$42,003,600
Salaries and Benefits	\$0	\$0	\$0	\$0
Services and Supplies	\$0	\$0	\$0	\$0
Other Charges	\$52,628,333	\$39,424,536	\$43,957,862	\$43,957,862
Fixed Assets	\$0	\$0	\$0	\$0
Other Financing Uses	\$0	\$0	\$0	\$0
Equity	\$0	\$0	\$0	\$0
Intrafund	\$0	\$0	\$0	\$0
Contingencies	\$0	\$0	\$0	\$0
Gross Costs	\$52,628,333	\$39,424,536	\$43,957,862	\$43,957,862
Fund Balance	\$289,048	\$0	\$0	\$0
Net County Cost	\$1,954,262	\$1,954,262	\$1,954,262	\$1,954,262

PROGRAM DISCUSSION

At the proposed base budget level of funding, the Department can maintain only 84% of the requested Budget Year 2012-2013 projection for IHSS Provider wages. Due to the mandated nature of the IHSS program, the County is legally obligated to pay the full cost of the provider wages. The Agency requests full County Share Match support of \$9,157,065, an increase of \$1,425,976 which is an unmet need in Net County costs. At the current 2012-2013 Proposed Base Budget level, the IHSS Provider Wages budget is \$43,957,862 with a County Match requirement of \$7,731,089. Realignment revenue will provide \$5,776,827 to reduce the County General Fund impact to the Net County Cost level of \$1,954,262.

State Budget Impacts:

The Governor's January 2012 budget includes several proposals that could significantly affect the CSA IHSS Individual Provider program in Budget Year 2012-2013 which are not factored into the current budget projections. Most notable are the following:

- ◆ Community First Choice Option (CFCO) Savings - The Community First Choice Option increases federal financial participation by 6%. For Stanislaus County, this decreased County cost would equate to a savings of approximately \$1,087,914 to IHSS wages and would reduce the unmet net County cost from \$1,425,976 to \$338,062. Approval of the CFCO plan was anticipated in early March 2012. The CFCO plan designation Federal approval is still pending.
- ◆ 20% across the board trigger cuts – includes savings associated with an outstanding decision pending by the courts on a 20% across the board cut to recipient hours included in the California State budget trigger cuts. Implementation continues to be halted by court injunction and therefore seems unlikely to happen in Budget Year 2012-2013. It is uncertain how court action may proceed and therefore difficult to estimate what the impact to Budget Year 2012-2013 will be.
- ◆ Elimination of services to Domestic and related Services for certain recipients – Effective July 1st 2012, the California State Budget proposes to eliminate domestic and related services to recipients who are living with others in a shared-housing situation with some exceptions. It is estimated that

this would eliminate approximately 53% of IHSS cases statewide. This cut has been proposed in previous state budget cycles and has raised significant legal questions. If successfully implemented, this would produce a significant reduction in service costs for IHSS Wages.

- ◆ Integration of IHSS into Managed Care – The budget proposes to include IHSS and other home and community-based services, as well as nursing home care, as a managed care benefit beginning January 1, 2013. All IHSS consumers would be included in the capitated rate paid to managed care providers. This would be a phased in approach with eight to ten California counties Year 2013-2014, and statewide implementation in Budget Year 2014-2015. The budget does not address several issues in this transition, to include the role of Public Authorities in collective bargaining, impacts on current wage and benefit agreements, and the state-county financing relationship.
- ◆ Additionally, the Governor's May Revise issued on May 14, 2012 proposes additional reductions of hours for recipients statewide for this program and clarification on evolving eligibility for proposed Community First Choice Option services.

The Agency will continue to monitor Federal/State Budget proposals and report back to the Board with any specific changes to program services and/or funding.

STAFFING IMPACTS

Total current authorized positions— 0

RECOMMENDED PROPOSED BUDGET

It is recommended that a budget of \$43,957,862 be approved for the Community Services Agency – In-Home Supportive Services – Provider Wages budget as an interim spending plan. Funds are recommended in the Match Contingency budget for certain potential exposures in order to identify more clearly the actual General Fund impact of these unmet needs for 2012-2013.

This budget is funded from \$42,003,600 in estimated department revenue and \$1,954,262 of County Match. The Department's request to increase County Match by \$1,425,976 will be addressed as part of Final Budget.

STANISLAUS COUNTY, CALIFORNIA
Budget Year 2012-2013



HUMAN SERVICES
Administration

COMMUNITY SERVICES AGENCY—INTEGRATED CHILDREN'S SERVICES

Budget Unit 1636 0045951
 Special Revenue Fund

SERVICES PROVIDED

The Integrated Children's Services Fund (ICS) provides the County share of cost to support ICS core programs funded by Non-Federal Child Welfare Services (CWS) allocations or 2011 State Realignment revenues that require a local match. Sources of funds are donations or contributions from local community partners.

CASH/FUND BALANCE

As of July 1, 2012, the projected cash balance is a positive \$261 compared to the July 1, 2011 cash balance of a positive \$30,640, a decrease of 99%. The decrease in cash and fund balance is attributable an advance donation received at the end of Fiscal Year 2010-2011 and the use of fund balance to support fund operations for Fiscal Year 2011-2012.

As of July 1, 2012, the projected fund balance is estimated to be a positive \$277, compared to the July 1, 2011 fund balance of a positive \$30,932, a decrease of approximately 99%. This is due to an advance donation received at the end of Fiscal Year 2010-2011 and the use of fund balance of \$30,655 to support fund operations for Fiscal Year 2011-2012.

CSA - Integrated Children's Services				
Classification	2010-2011 Actual	2011-2012 Adopted Budget	2012-2013 Requested Proposed Budget	2012-2013 Recommended Proposed Budget
Taxes	\$0	\$0	\$0	\$0
Licenses, Permits, Franchises	\$0	\$0	\$0	\$0
Fines, Forfeitures, Penalties	\$0	\$0	\$0	\$0
Revenue from use of Assets	\$307	\$0	\$0	\$0
Intergovernmental Revenue	\$0	\$0	\$0	\$0
Charges for Service	\$0	\$0	\$0	\$0
Miscellaneous Revenue	\$45,135	\$144,540	\$185,493	\$185,493
Other Financing Sources	\$0	\$0	\$0	\$0
Total Revenue	\$45,442	\$144,540	\$185,493	\$185,493
Salaries and Benefits	\$0	\$0	\$0	\$0
Services and Supplies	\$0	\$0	\$0	\$0
Other Charges	\$0	\$0	\$0	\$0
Fixed Assets	\$0	\$0	\$0	\$0
Other Financing Uses	\$14,510	\$144,540	\$185,493	\$185,493
Equity	\$0	\$0	\$0	\$0
Intrafund	\$0	\$0	\$0	\$0
Contingencies	\$0	\$0	\$0	\$0
Gross Costs	\$14,510	\$144,540	\$185,493	\$185,493
Fund Balance	(\$30,932)	\$0	\$0	\$0
Net County Cost	\$0	\$0	\$0	\$0

PROGRAM DISCUSSION

At the proposed level of funding, the Department can maintain the current service goals to provide the county share of cost to support Integrated Children's Services (ICS) core programs which focus on Sober Living Environment services.

This budget unit is supported by private donations or contributions from local community partners to provide the local match for sober living services. In March of 2012, the Department issued a Request for Proposal to solicit bids for Sober Living Environment Services to invite all interested parties to participate in the formal bid process. This RFP requires vendor contributions of local match for Child Welfare Services (CWS) Sober Living, a non-mandated but critical component of CWS.

The Department will recommend contract awards in a separate Board of Supervisors action agenda item for new contracts estimated to begin July 1, 2012 of which all but 30% local match requirement for eligible CWS customer services are funded in the CSA Program Services and Support Budget.

The Department is projecting revenue for Budget Year 2012-2013 to be \$185,493 to support the projected expenditures of \$185,493.

STAFFING IMPACTS

Total current authorized positions— 0

RECOMMENDED PROPOSED BUDGET

It is recommended that a budget of \$185,493 be approved for the Community Services Agency – Integrated Children Services budget as an interim spending plan until the Final Budget is adopted. This budget is funded from \$185,493 in estimated department revenue provided entirely by private donations or contributions from local community partners to provide the local match for sober living services.

STANISLAUS COUNTY, CALIFORNIA

Budget Year 2012-2013

HUMAN SERVICES

Aid Programs



COMMUNITY SERVICES AGENCY—PUBLIC ECONOMIC ASSISTANCE

Budget Unit 1632 0045801

Special Revenue Fund

SERVICES PROVIDED

This budget provides cash aid to Stanislaus County families eligible for temporary economic assistance and to children requiring out-of-home placement on a temporary or permanent basis. All assistance payments to customers/clients are included in this budget. Welfare payments are referred to as Temporary Assistance to Needy Families (TANF) and/or California Work Opportunity and Responsibility to Kids (CalWORKs). Mandated by Federal and State laws, these caseload driven programs include CalWORKs All Other Families and Two Parent Families, Aid to Families with Dependent Children-Foster Care (AFDC/FC), Adoption Assistance Program (AAP), Kinship Guardianship Assistance Payment Program (Fed/Kin-GAP), Refugee Cash Assistance Program (RCA), Transitional Housing Program Plus (THP-Plus), and Cash Assistance Program for Immigrants (CAPI).

CASH/FUND BALANCE

As of July 1, 2012, the projected cash balance is a positive \$2,616,788 compared to the July 1, 2011 positive cash balance of \$4,719,550. The projected decline in cash balance is due to the implementation of 2011 Realignment during Fiscal Year 2011-2012. The 2011 Realignment revenue is received two months in arrears, leaving July and August 2012 payments outstanding as of June 30, 2012. Estimated 2011 Realignment accounts receivable of \$2 million will be established in the Fiscal Year 2011-2012 year-end closing process. The Department will continue to monitor cash position and report to the Board of Supervisors in each budget update.

As of July 1, 2012, the projected fund balance is estimated to be \$0, compared to the July 1, 2011 fund balance of \$92,659. The July 1, 2011 fund balance of \$92,659 is appropriated in Fiscal Year 2011-2012 to mitigate the mandated county share unmet need in Foster Care.

CSA - Public Economic Assistance					
Classification	2010-2011 Actual	2011-2012 Adopted Budget	2012-2013 Requested Proposed Budget	2012-2013 Recommended Adjustments	2012-2013 Recommended Proposed Budget
Taxes	\$0	\$0	\$0	\$0	\$0
Licenses, Permits, Franchises	\$0	\$0	\$0	\$0	\$0
Fines, Forfeitures, Penalties	\$0	\$0	\$0	\$0	\$0
Revenue from use of Assets	\$373	\$0	\$0	\$0	\$0
Intergovernmental Revenue	\$95,994,924	\$95,575,165	\$91,224,956	\$0	\$91,224,956
Charges for Service	\$0	\$0	\$0	\$0	\$0
Miscellaneous Revenue	\$486,165	\$0	\$0	\$0	\$0
Other Financing Sources	\$272,643	\$272,643	\$483,144	(\$210,501)	\$272,643
Total Revenue	\$96,754,105	\$95,847,808	\$91,708,100	(\$210,501)	\$91,497,599
Salaries and Benefits	\$0	\$0	\$0	\$0	\$0
Services and Supplies	\$0	\$0	\$0	\$0	\$0
Other Charges	\$99,089,689	\$98,225,959	\$94,086,251	\$0	\$94,086,251
Fixed Assets	\$0	\$0	\$0	\$0	\$0
Other Financing Uses	\$326,318	\$0	\$0	\$0	\$0
Equity	\$0	\$0	\$0	\$0	\$0
Intrafund	\$0	\$0	\$0	\$0	\$0
Contingencies	\$0	\$0	\$0	\$0	\$0
Gross Costs	\$99,416,007	\$98,225,959	\$94,086,251	\$0	\$94,086,251
Fund Balance	\$288,986	\$0	\$0	\$0	\$0
Net County Cost	\$2,372,916	\$2,378,151	\$2,378,151	\$210,501	\$2,588,652

PROGRAM DISCUSSION

At the proposed level of funding, \$94,086,251, the Department can support only 94% of the requested 2012-2013 mandated Public Economic Assistance need. The Agency requests full County Share Match support for the mandated County share need of \$5,926,380 which represents an increase of \$3,548,229 in Net County Costs. The specific County General Fund changes requested include:

- ◆ A decrease of \$70,430 in Adoptions Assistance due to slowed caseload growth.
- ◆ An increase of \$3,770,974 in Foster Care due to caseload growth caused by AB 12 Extended Foster Care and ongoing grant increases per legislation/court order.
- ◆ A decrease of \$152,315 in CalWORKs due to slowed caseload growth.

Also, due to a decrease in actual caseloads in General Assistance (GA) during Fiscal Year 2011-2012, the Department has requested a transfer of mandated match funds through an Operating Transfer in of \$210,501 from GA to this budget to reduce the unmet need in Foster Care. However, based on current caseload trends, it is recommended instead to permanently increase the County Match to this budget by \$210,501. This increase is included in the recommended \$2,588,652 County Match.

The County General Fund Match of \$2,588,652 is not sufficient to meet the County obligation. At Mid-Year 2011-2012, fund balance of \$92,659 helped meet the County's Match requirement. In Budget Year 2012-2013 this fund balance is exhausted. The Department is requesting an additional \$3,337,728 in County Match in order to have sufficient budget authority to meet customer service demands through June 30, 2013.

Service levels in Public Economic Assistance are significantly impacted due to the lack of local share match. The Department would not be able to fund services to 37.8% of Foster Care youths, which would deny support to an average of 218 youth per month. The additional County Match of \$3,337,728 would support a draw down of Federal and 2011 Realignment funding of \$3,099,101 to fully fund this mandated program through June 30, 2013.

Major Programs/Level of Service Requested:

The Public Economic Assistance Programs are entitlement programs that provide a prescribed level of aid payments to recipients once an eligibility determination is made. The Budget Year 2012-2013 projections reflect the most current local trends.

- ◆ CalWORKs – All Other Families and Two Parent Families – Appropriations are requested at \$57.7 million for All Other Families and \$12.4 million for Two Parent Families.

CalWORKs All Other Families caseload is expected to average 10,620 cases per month, a 1.1% decrease from the 2011-2012 Adopted Final Budget level of 10,737. The CalWORKs Two Parent Families caseload is expected to average 1,846 cases per month, a 9.3% decrease from the 2011-2012 Adopted Final Budget of 2,035 cases per month.

The CalWORKs All Other Families average grant is expected to decrease by 1.8% from \$461.14 to \$452.70. The Two Parent Families average grant is projected to decrease 3.4% from \$581.15 to \$561.38.

The decreased CalWORKs caseloads and grants reflect the impacts of Senate Bill 72 (SB72) and the on-going fluctuation in the demographics and earned income of the assisted population. SB72 reduced time limits from 60 to 48 months for adults, reduced income disregards, and adopted an Incremental Grant Reduction (IGR) for some CalWORKs Child Only Cases.

- ◆ Refugee Cash Assistance - The Refugee Cash Assistance projection of \$323,511 is projected based on an average caseload of 103 per month, a 24.8% decrease from the Adopted Final Budget of 137 cases and an average grant of \$261.74, an 8.5% decrease. The Refugee program is 100% federally funded and recognition of changes to the existing program will have no impact on the County General Fund.
- ◆ Cash Assistance Program for Immigrants (CAPI) – The CAPI projection of \$1.8 million is projected based on an average caseload of 215 per month, a 13.8% increase from the Adopted 2011-2012 Final Budget of 189. The average grant of \$699.12 per month is a 3.7% increase from \$674.19. The CAPI program is 100% state funded and has no impact on the County General Fund.
- ◆ Foster Care (FC) - The FC projection of \$17 million is projected based on an average caseload of 577 per month, a 1.2% increase from 570 projected at Final Budget. The caseload increase is primarily due to AB 12 and the extension of FC benefits beyond age 18. The Agency anticipates that the average monthly FC caseload will increase 29 cases per month as a total of 44 Non-Minor Dependents (NMD), FC youth over the age of 18, are eligible and participate in AB 12. This caseload increase is offset by a slight 2.3% decrease in general FC caseload growth.

Although the growth trend in Foster Care has slowed, the Department continues to experience significant caseload fluctuations each month, from a low of 519 to a high of 561 children in care. This fluctuation is due to emergency situations that arise, large sibling group needs for out-of-home placement and the reduced services available in the community to meet risk and safety needs for certain children to remain in their own homes. The Department will monitor child safety issues closely and report back to the Board by mid-year on caseload changes and impacts to foster care funding.

The average grant of \$2,460.56 per month is a 16.6% increase from the 2011-2012 Adopted Final Budget grant of \$2,109.52. The increase is the net impact of several factors including: the most recent average grant growth trend of 8%, the annual Cost-of-Living (COLA) increase of 3.23% based on the California Necessities Index (CNI) to the base Foster Family Homes and Group Home rates, and the Title IV-E Education Travel Reimbursement to FC caregivers to ensure the educational stability of the child while in foster care, effective July 1, 2011.

Due to the lack of sufficient local match funds, the proposed base budget appropriations for FC are \$10.6 million; this gap in appropriation authority represents the total program of \$6.4 million of which the County General Fund impact is \$3,337,728.

- ◆ Adoptions Assistance Program (AAP) - The Adoptions Assistance projected need is forecast at \$10.6 million. The projected 2012-2013 caseload of 1,101 is a .9% increase from the Adopted Final Budget of 1,091, with an average grant of \$801.25, which represents a 13.1% decrease from the Adopted Final Budget of \$922.50. The caseload increase reflects the most recent trends and the decrease in the average grant reflects the State's instruction that only prospective AAP cases are eligible to the Foster Family Home (FFH) court ordered rate increase. The average grant decrease is offset by the annual COLA of 3.23% based on the CNI, and the implementation of the Wraparound Program, anticipated to serve an average of three cases per month, budgeted at the monthly WRAP rate of \$8,890.
- ◆ Kinship Guardianship Assistance Payment Program Kin-GAP - The Kin-GAP projection of \$317,726 consists of an average monthly caseload of 40, a 14.3% increase from the Adopted 2011-2012 Final Budget of 35 and an average grant of \$661.93, a 19.6% decrease over the Adopted Final Budget of \$823.48. The decrease reflects the State's instruction that only prospective Kin-GAP cases are eligible to the FFH court ordered rate increase. The average grant decrease is offset by the annual COLA of 3.23% based on the CNI.

The implementation of The Foster Connections to Success and Increasing Adoptions Act of 2008, permits states to opt in to a new Subsidized Relative Guardianship (SRG) Program. The SRG grant payments are eligible for Federal financial participation (FFP). Of the current Kin-GAP caseload, 99% are eligible and were transitioned to SRG funding. The SRG eligibility reduces the projected County Share from 21% to 10.5%, an estimated savings of \$33,360.

- ◆ Transitional Housing Program Plus (THP-Plus) - The THP-Plus projection of \$327,303 is based on 17 cases per month. The average grant of \$1,604.43 represents a decrease of \$38.41 from the Adopted Final Budget of \$1,642.84. This program is 100% State funded and there is no impact to the County General Fund.

Federal/State Budget Impacts:

The Governor's January budget identifies several significant proposals that could affect CSA programs in 2012-2013. The Department has not factored any impacts into the Proposed Budget request. If the Legislature enacts any of these proposals, budget adjustment(s) would be required. Proposed changes that could affect Public Economic Assistance programs include:

- ◆ The Governor's budget proposes to replace existing CalWORKs programs with two distinct subprograms, Basic and Plus, and establish a new Child Maintenance Program to cover child-only cases.

CalWORKs recipients who are not meeting the federal work participation requirements (WPR) fully through unsubsidized employment would be in the CalWORKs Basic program. The adult portion of the assistance grant will be reduced from 48 months to 24 months, effective October 2012. Full implementation of CalWORKs Basic would not occur until April 2013.

CalWORKs recipients who are meeting the federal WPR fully through unsubsidized employment would be in the CalWORKs Plus program, effective April 1, 2013. They will receive all supportive services, including child care, a higher earned income disregard than in the Basic program. The adult portion of the assistance grant will continue to be provided for 48 months. All eligibility clock-stoppers are eliminated.

New Child Maintenance Program replaces the child-only case component of existing CalWORKs. The budget proposes to decrease the actual average monthly grant for child only cases from \$463 to \$392, 27% less than the current child-only Maximum Aid Payment (MAP). In addition, the budget proposes to withhold the \$50 child support pass-through for those eligible cases who would have otherwise received it to generate additional GF savings. These cases would be removed from the Welfare-to-Work requirements, but annual well-child exams would be required to remain eligible for aid.

- ◆ The Federal Fostering Connections to Success and Increasing Adoptions Act of 2008 (AB 12) was passed and signed by the Governor on September 30, 2010.

Impacts from the first and second phase, effective January 1, 2012 and January 1, 2013, extending the eligibility to the age to 19 and 20 respectively, were factored into the Proposed Budget. If approved by the legislature, the third phase effective January 1, 2014, would extend benefits to the age of 21.

To date the State has not issued program or fiscal instructions to implement the new THP-Plus Foster Care Program (THP Plus FC) which is part of the AB 12. The THP Plus FC is proposed to utilize 70% of the THP Plus Program allocation; the remaining 30% would be used to fund the current THP Plus Program.

- ◆ The State Department of Social Services proposes to implement a policy change to institute an annual CNI-based adjustment to the Dual Agency basic rate for the Foster Care, Kin-GAP, and Adoptions programs. The proposed policy change is intended to keep Dual Agency rates in line with the foster family homes increases that resulted from the 2011 lawsuit.
- ◆ On March 6, 2012 the California Alliance of Child and Family services filed a lawsuit against the California Department of Social Services (CDSS) to raise reimbursement rates for Foster Family Agency (FFA). The lawsuit could result in rate increases to the Foster Care Foster Family Agency monthly placement costs.
- ◆ The initial 2011 Realignment legislation provided instructions for the accounting and funding structure only for Fiscal Year 2011-2012. Clean up legislation, includes proposals for establishment of a 2011 realignment funding base, with rolling growth and base adjustments annually; with the potential for new accounting structural requirements and provisions for transferability of funding that will support counties in Budget Year 2012-2013 and beyond. Pending actual 2011 Realignment instructions, the Department continues to project and budget this funding consistent with Fiscal Year 2011-2012 practice and Board approval.

Other Impacts:

The Foster Care program is the largest contributor, in total dollars, to the County Share of Cost in this proposed base budget: *\$7.4 million of the \$14.9 million total*, prior to offset by realignment. As a result, the Agency continues to work closely with Behavioral Health & Recovery Services (BHRS) and the Probation Department, as the two other County agencies with case management oversight responsibility for children in out-of-home placement.

CSA and Probation recognize that the actual caseload and placement trends in Foster Care continue to escalate at higher levels of care. As FC serves a vulnerable and statutorily mandated population in which child safety issues are paramount, CSA and Probation continue to evaluate the needs of the FC population and develop strategies to assure the most reasonable placement for FC youth. The agencies are currently researching data to compare rates and levels of care for respective dependents/wards along with actual county share of costs and equity between the agencies and will report back to the Board at a later date.

CSA implemented Wraparound in January of 2011 as an alternative to high cost FC and AAP placements. Initial grant amounts are adjusted to the current WRAP rate. The goal is to return children to live with their families/guardians or move to lower levels of care and be supported through intensive case management services. Over time, placement costs may be maintained through this program effort, and/or successful family outcomes could result in savings that would be reinvested in additional program services. Much analysis remains to be completed, however, Wraparound Services have produced positive child and fiscal outcomes in several other counties. The Department plans to finalize development of WRAP services for the AAP in partnership with BHRS and Probation for full implementation in the Budget Year 2012-2013.

STAFFING IMPACTS

Total current authorized positions— 0

RECOMMENDED PROPOSED BUDGET

It is recommended that a budget of \$94,086,251 be approved for the Community Services Agency – Public Economic Assistance budget as an interim spending plan. Funds are recommended in the Match Contingency budget for certain potential exposures in order to identify more clearly the actual General Fund impact of these unmet needs for 2012-2013.

This budget is funded from \$91,497,599 in estimated department revenue and \$2,588,652 in County Match. The Department's request to increase County Match by \$3,337,728 will be addressed during the 2012-2013 Budget Year.



COMMUNITY SERVICES AGENCY—SERIOUSLY EMOTIONALLY DISTURBED CHILDREN

Budget Unit 1634 0045851
Special Revenue Fund

SERVICES PROVIDED

Assembly Bill (AB) 3632 (Chapter 1747, Statutes of 1984) and AB 882 (Chapter 1274, Statutes of 1985) mandate the Seriously Emotionally Disturbed (SED) Children's Program and authorize the SED Program as a separate out-of-home care component. Its purpose is to ensure that students with special education needs, identified as being the result of an emotional condition, receive mental health services at no cost to the child or family. Behavioral Health and Recovery Services (BHRS) and the Stanislaus County Office of Education must provide residential placement, which includes counseling, case management and psychiatric services. If problems are less severe, day treatment services shall be provided. The primary focus is to work with children and families to treat mental health conditions that keep these children from taking full advantage of their education.

CASH/FUND BALANCE

As of July 1, 2012, the projected cash and fund balance is estimated to be \$0, compared to the July 1, 2011 positive cash and fund balance of \$20,082. The decrease is due to the timing of Fiscal Year 2010-2011 recognition of County General Fund offset by a closing revenue transaction that resulted in the Cash / Fund Balance. This reimbursement revenue will be returned to the County General Fund through an Operating Transfer-out journal in Fiscal Year 2011-2012, resulting in a \$0 cash balance and \$0 Fund Balance as of July 1, 2012.

The Department eliminated this budget as of June 30, 2011.

CSA - Seriously Emotionally Disturbed Children				
Classification	2010-2011 Actual	2011-2012 Adopted Budget	2012-2013 Requested Proposed Budget	2012-2013 Recommended Proposed Budget
Taxes	\$0	\$0	\$0	\$0
Licenses, Permits, Franchises	\$0	\$0	\$0	\$0
Fines, Forfeitures, Penalties	\$0	\$0	\$0	\$0
Revenue from use of Assets	\$0	\$0	\$0	\$0
Intergovernmental Revenue	(\$7,140)	\$0	\$0	\$0
Charges for Service	\$40,164	\$0	\$0	\$0
Miscellaneous Revenue	\$53,552	\$0	\$0	\$0
Other Financing Sources	\$0	\$0	\$0	\$0
Total Revenue	\$86,576	\$0	\$0	\$0
Salaries and Benefits	\$0	\$0	\$0	\$0
Services and Supplies	\$0	\$0	\$0	\$0
Other Charges	\$40,164	\$0	\$0	\$0
Fixed Assets	\$0	\$0	\$0	\$0
Other Financing Uses	\$0	\$0	\$0	\$0
Equity	\$0	\$0	\$0	\$0
Intrafund	\$0	\$0	\$0	\$0
Contingencies	\$0	\$0	\$0	\$0
Gross Costs	\$40,164	\$0	\$0	\$0
Fund Balance	(\$20,082)	\$0	\$0	\$0
Net County Cost	(\$26,330)	\$0	\$0	\$0

PROGRAM DISCUSSION

On October 8, 2010 then-Governor Schwarzenegger vetoed funding for SED and declared the mandate suspended effective July 1, 2010. In alignment with that action, the Department at Mid-Year 2010-2011 requested and was approved to eliminate Fund 1634 as of June 30, 2011. As a result, no appropriations were recommended for Budget Year-2012 or for Budget Year-2013.

Federal/State Impacts:

2011 Realignment legislation introduced a new MOE tied to the former County Share Mandate in out-of-home placement costs for SED. The language would require the County General Funds formerly dedicated to the Seriously Emotionally Disturbed Children's Program (SED) be reinvested in other Children's programs. The exposure to the Stanislaus County General Fund is estimated at approximately \$305,000. This MOE can be presumed met with the additional County General Fund Match requested for the Foster Care program in this Proposed Budget Year 2012-2013 budget request.

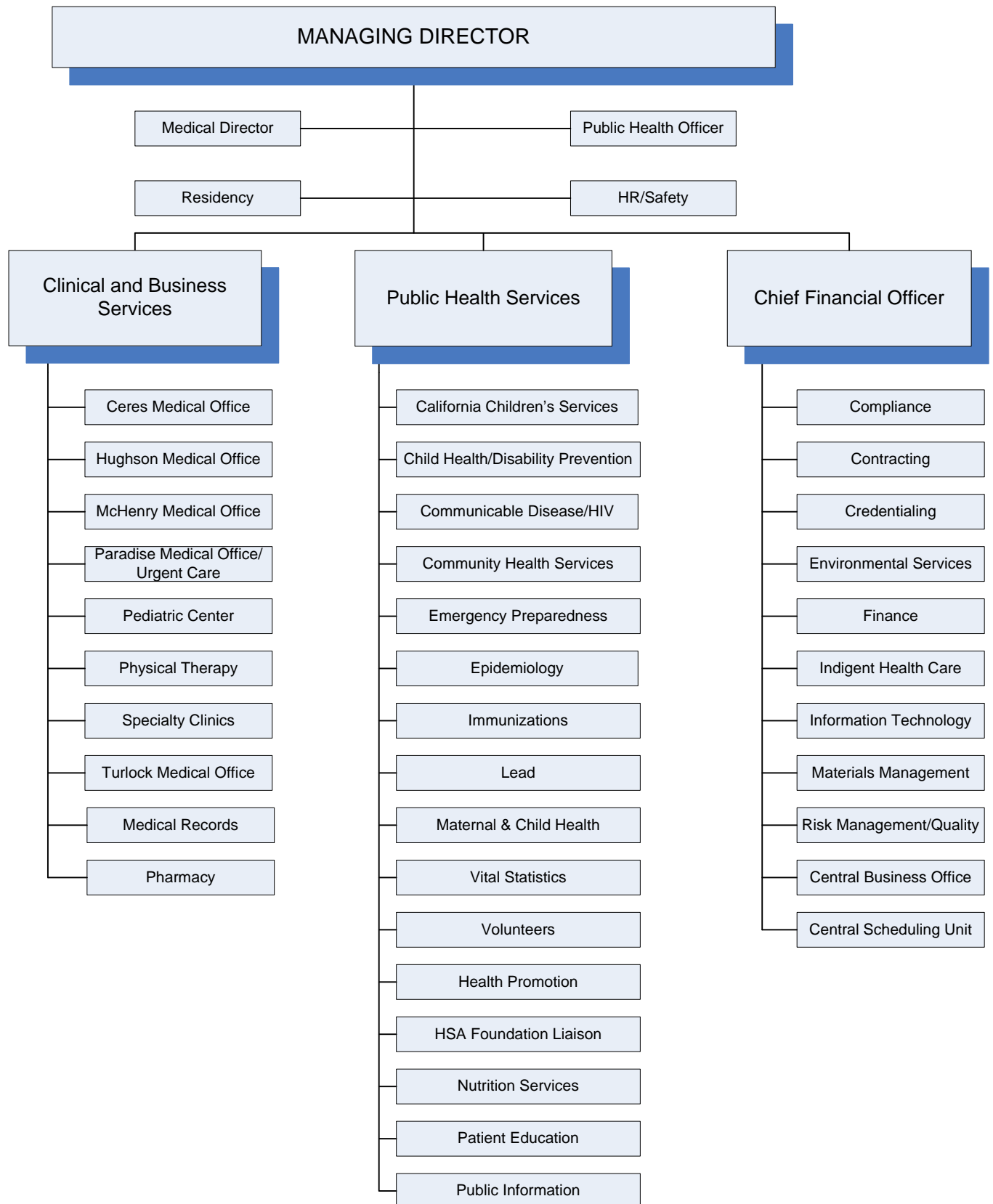
STAFFING IMPACTS

Total current authorized positions— 0

RECOMMENDED PROPOSED BUDGET

It is recommended that no appropriations be budgeted for the Community Services Agency – Seriously Emotional Disturbed Children budget for Budget Year 2012-2013. This budget is no longer used by the department and is included due to a requirement imposed by the State Controller.

STANISLAUS COUNTY HEALTH SERVICES AGENCY



Revised September 2008

STANISLAUS COUNTY, CALIFORNIA
Budget Year 2012-2013



HUMAN SERVICES
Health

HEALTH SERVICES AGENCY
Mary Ann Lee, Managing Director

BUDGET AT A GLANCE

Gross Costs	\$89,555,442
Total Revenue	\$82,681,938
Fund Balance/Retained Earnings	<u>\$503,545</u>
Net County Cost	\$6,369,959
Total Recommended Staffing	473
% Funded by Local Discretionary Funds	7.1%

MISSION STATEMENT

The Health Services Agency mission is to:

- ◆ **Promote** wellness and healthy lifestyles;
- ◆ **Prevent** illness and injury;
- ◆ **Provide** quality care and treatment; and
- ◆ **Preserve** access to healthcare for the underserved.

Through leadership, continuous improvement, and teamwork.

ACCOMPLISHMENTS AND OBJECTIVES

The Accomplishments and Objectives for the Health Services Agency for the 2012-2013 Budget Year include:

FISCAL YEAR 2011-2012 ACCOMPLISHMENTS	BUDGET YEAR 2012-2013 OBJECTIVES
<ul style="list-style-type: none"> ◆ Received Unqualified Financial Statement Audit report for the Health Services Agency Clinics & Ancillary Operations performed by an Independent outside Audit Firm. ◆ Successfully passed several major Federal, State and other Local Public Health program fiscal review and compliance audits for HSA. ◆ Implemented additional components of the Electronic Medical Records and Practice Management System, while maintaining clinic access/capacity for patients served ◆ Received Annual Recertification of the Federally Qualified Health Center Look-Alike designation ◆ Made progress on preparation for future Public Health Accreditation ◆ Launched an Agency-wide Obesity/Diabetes prevention campaign ◆ Sought and received two competitive federal grants targeting community transformation for healthier behaviors and for public health nurse home visitation program for at-risk pregnant women to improve health and 	<ul style="list-style-type: none"> ◆ Monitor and Prepare for Federal Health Reform changes. ◆ Effectively manage the Medically Indigent Adult program with limited resources and funding constraints. ◆ Implement the Health Plan of San Joaquin as the new Local Initiative health plan for Medi-Cal beneficiaries ◆ Achieve 5-year renewal of the Federally Qualified Health Center Look-Alike designation ◆ Continued progress on preparation for Public Health accreditation to protect future funding ◆ Achieve renewed and new grant support to enable multiple initiatives ◆ Accomplish strategic initiatives within the Obesity/Diabetes prevention campaign ◆ Continued collaborative efforts with organizations in the community for improved population health. ◆ Continue efforts to improve efficiencies, enhance revenue and increase staff development, while meeting fiscal targets,

FISCAL YEAR 2011-2012 ACCOMPLISHMENTS	BUDGET YEAR 2012-2013 OBJECTIVES
<p>development outcomes and lower overall cost.</p> <ul style="list-style-type: none"> ◆ Developed a healthcare collaborative with 15 hospital and healthcare organizations from both Stanislaus and San Joaquin Counties to improve the safety net healthcare system and lower overall cost. 	<p>programmatic objectives and achieving compliance.</p>

BUDGETS WITHIN HEALTH SERVICES AGENCY INCLUDE:

- ◆ Administration
- ◆ Clinics and Ancillary Services
- ◆ Emergency Medical Services Discretionary Fund
- ◆ Health Coverage and Quality Services
- ◆ Indigent Health Care Program (IHCP)
- ◆ IHCP-California Healthcare for Indigents Program
- ◆ IHCP-Emergency Medical Services Hospital
- ◆ IHCP-Emergency Medical Services Physicians
- ◆ Public Health
- ◆ Public Health Local Preparedness Fund
- ◆ Public Health Vital and Health Statistics

STANISLAUS COUNTY, CALIFORNIA
Budget Year 2012-2013



HUMAN SERVICES
Health

HEALTH SERVICES AGENCY—ADMINISTRATION

Budget Unit 1401 1301000
 Special Revenue Fund

SERVICES PROVIDED

The Health Services Agency (HSA) – Administration budget provides oversight and support for the Agency’s Ambulatory Clinics and Ancillary Services, Public Health Division Services, the Indigent Health Care Program (IHCP), and the Health Coverage and Quality Services Division. Specific overhead functions included in this budget are Administration, Payroll/Human Resources, Patient Accounting, Information Services, Materials Management, HSA Volunteers, Plant Operations, Security, Training, Safety & Ergonomics, General Accounting, Accounts Payable and Environmental Services & Communications. Costs for this budget are allocated out to the other HSA divisions, much like the County Cost Allocation Plan (CAP) costs are allocated to departments, through a variety of allocation methodologies.

CASH/FUND BALANCE

As of July 1, 2012, the projected cash balance is estimated to be \$299,964, similar to the July 1, 2011 cash balance. This budget incurs costs of the various overhead divisions, such as, but not limited to Senior Management, Materials Management, Finance, etc. These costs are then allocated out to the Agency’s other budgets – i.e. Clinics and Ancillary, Public Health and IHCP. As of July 1, 2012 the projected fund balance is estimated to be \$92,959, equal to the fund balance on July 1, 2011.

Health Services Agency - Administration				
Classification	2010-2011 Actual	2011-2012 Adopted Budget	2012-2013 Requested Proposed Budget	2012-2013 Recommended Proposed Budget
Taxes	\$0	\$0	\$0	\$0
Licenses, Permits, Franchises	\$0	\$0	\$0	\$0
Fines, Forfeitures, Penalties	\$0	\$0	\$0	\$0
Revenue from use of Assets	\$9,137	\$8,400	\$8,400	\$8,400
Intergovernmental Revenue	\$116,581	\$52,870	\$52,870	\$52,870
Charges for Service	\$5,606,407	\$7,128,230	\$7,041,693	\$7,041,693
Miscellaneous Revenue	\$53,910	\$100,000	\$0	\$0
Other Financing Sources	\$0	\$0	\$0	\$0
Total Revenue	\$5,786,035	\$7,289,500	\$7,102,963	\$7,102,963
Salaries and Benefits	\$6,150,304	\$6,527,898	\$6,937,368	\$6,937,368
Services and Supplies	\$1,136,124	\$2,129,330	\$1,605,657	\$1,605,657
Other Charges	\$1,217,461	\$1,563,300	\$1,771,582	\$1,771,582
Fixed Assets	\$0	\$0	\$0	\$0
Other Financing Uses	\$168,784	\$0	\$0	\$0
Equity	\$0	\$0	\$0	\$0
Intrafund	(\$2,886,631)	(\$2,931,028)	(\$3,211,644)	(\$3,211,644)
Contingencies	\$0	\$0	\$0	\$0
Gross Costs	\$5,786,042	\$7,289,500	\$7,102,963	\$7,102,963
Fund Balance	\$7	\$0	\$0	\$0
Net County Cost	\$0	\$0	\$0	\$0

PROGRAM DISCUSSION

At the proposed level of funding, the Department can maintain its current level of operations by providing oversight and support for the Agency's Ambulatory Clinics and Ancillary Services, Public Health Division Services, and the Indigent Health Care Program (IHCP). Costs for this budget are allocated to other Health Services Agency divisions, much like the County Cost Allocation Plan (CAP) costs are allocated to departments, through a variety of allocation methodologies.

As a continuous improvement initiative, Department management continues to review previously implemented initiatives aimed at fiscal stability as well as identifying new initiatives which could possibly reduce the Agency's overall costs. As a result of one of the Agency's prior cost savings initiatives (transition from the Agency's financial accounting software (Meditech) to the County's financial accounting system) the need for various monthly financial tasks has either been eliminated or the time associated with performance of the task(s) has decreased. These decreased or eliminated financial tasks include, but are not limited to, the following: the need for a monthly reconciliation of the two systems has been eliminated and the monthly and annual financial close has been streamlined. Due to this transition and the decreased tasks, the Finance Division no longer needs one Account Clerk III position.

New cost savings initiatives that have been identified include the following:

The Agency is currently implementing an upgrade from its old increasingly unreliable ATT Centrex dial tone system to a new VoIP (Voice over Internet Protocol) system. Transitioning to this new technology will significantly reduce the Agency's overall telephone expenses on an annual basis and will result in a full return on investment within three to four years.

Eight of the County's twelve labor organizations have agreed on a permanent 6% salary deduction to be effective July 1, 2012. The County is currently in negotiations with the remaining four labor groups. 63 positions in this budget are represented by one of these four groups. The estimated cost of not having these agreements in place for this budget with these groups represents an increase in cost over 2011-2012 salary costs of \$154,934 which is the equivalent of three full-time positions. In the absence of these Agreements, any reductions-in-force would likely occur as part of the Final Budget.

STAFFING IMPACTS

The Department is requesting to reclassify downward one vacant Software Developer/Analyst III position to an Applications Specialist II. The Department has a greater need for an Application Specialist II position to support the HelpDesk operation. The Department is also requesting to delete one vacant unfunded Account Clerk III position.

Total current authorized positions — 83

It is recommended to reclassify downward one vacant Software Developer/Analyst III position to an Application Specialist II and to delete one vacant unfunded Account Clerk III position.

Total recommended authorized positions— 83

RECOMMENDED PROPOSED BUDGET

It is recommended that a budget of \$7,102,963 be approved for the Health Services Agency – Administration as an interim spending plan until the Final Budget is adopted. This budget is funded from \$7,102,963 in estimated department revenue. This department will be negatively impacted by the lack of labor agreements and will need to address priority programs/services, staffing and the use of fund balance savings in the Final Budget.



HUMAN SERVICES
Health

HEALTH SERVICES AGENCY—CLINICS AND ANCILLARY SERVICES

Budget Unit 4051 1010001
Enterprise Fund

SERVICES PROVIDED

The Health Services Agency (HSA) – Clinics and Ancillary Services budget provides primary care, specialty care, and the ancillary services that support this care (pharmacy and rehabilitation services) to approximately 48,000 unique patients annually, primarily representing the uninsured, Medi-Cal and County indigent population. Clinic services are currently provided at six medical office locations throughout the County and include: family medicine; pediatrics; integrated behavioral health services; prenatal care; obstetrical care; women’s health care and family planning; immunizations; treatment of sexually transmitted diseases (STD’s); well child check-ups; urgent care; and adult and pediatric specialty care including orthopedics, otolaryngology (ENT), neurology, ophthalmology, general surgery (lump and bump), gastroenterology, HEP C, oncology, urology, podiatry and neurosurgery. Full service rehabilitation services including physical therapy, occupational therapy, audiology, and wound care services are also provided.

The Valley Family Medicine Residency Program of Modesto which is accredited by Accreditation Council for Graduate Medical Education (ACGME) and receives graduate medical education funding from the Center for Medicare and Medicaid Services (CMS) has approximately 36 family practice residents in training annually and is an integral part of the County’s primary care clinic system providing approximately 20,000 clinic visits per year. This family practice residency program is a component of the Valley Consortium for Medical Education whose members are Stanislaus County, Doctors Medical Center and Memorial Medical Center. Outpatient training is performed in the Agency’s medical offices and inpatient training will occur at Doctors Medical Center.

The academic medical training for the residency program is supported through Scenic Faculty Medical Group, a “core” medical staff representing primarily Family Practice, Pediatrics and Obstetrics/Gynecology. In addition, approximately 80 community physicians provide teaching and specialty services to HSA clients in the Agency’s specialty clinics. Professional staffing of the Urgent Care operations is provided under contract by California Healthcare Medical Billing.

CASH/FUND BALANCE

As of July 1, 2012, the projected cash balance is estimated to be negative \$10.6 million, compared to the July 1, 2011 positive balance of \$84,383. While the July 1, 2011 cash balance in the County’s financial accounting system for the Clinics and Ancillary Fund shows a positive cash balance of \$84,383, the actual negative cash balance (before reclassification) was \$9,300,895.

The increase in negative cash is attributed to the following: lower than anticipated Medi-Cal Prospective Payment System (PPS) reconciliation payments for Fiscal Years ending June 30, 2009, 2010 and 2011, lower than anticipated interim Medi-Cal PPS rate payments on a prospective basis, as well as a transfer of \$3.2 million to Health Services Agency-Indigent Health Care Program (IHCP) to cover its Fiscal Year 2011-2012 operating deficit resulting from increased caseload growth and changes to patient liability and share of cost. It is anticipated that the cash balance for Clinics and Ancillary Services will substantially improve after the completion and approval of the Department’s final Medi-Cal Cost report audit.

As of July 1, 2012, the projected retained earnings are estimated to be negative \$10,941,198, compared to the July 1, 2011 negative retained earnings of \$10,887,857, a decrease of approximately 5%. The negative retained earnings is the result of the long-term note of \$22 million currently carried in

this budget, which has an amortized repayment schedule funded by the interest earnings of the Tobacco Endowment. Without the note, this budget would reflect positive retained earnings.

Health Services Agency - Clinic and Ancillary Svcs				
Classification	2010-2011 Actual	2011-2012 Adopted Budget	2012-2013 Requested Proposed Budget	2012-2013 Recommended Proposed Budget
Taxes	\$0	\$0	\$0	\$0
Licenses, Permits, Franchises	\$0	\$0	\$0	\$0
Fines, Forfeitures, Penalties	\$0	\$0	\$0	\$0
Revenue from use of Assets	(\$104,872)	\$0	\$0	\$0
Intergovernmental Revenue	\$341,517	\$156,503	\$277,329	\$277,329
Charges for Service	\$37,888,566	\$39,262,061	\$35,823,288	\$35,823,288
Miscellaneous Revenue	\$554,227	\$373,774	\$376,483	\$376,483
Other Financing Sources	\$3,788,606	\$2,517,862	\$2,904,198	\$2,904,198
Total Revenue	\$42,468,044	\$42,310,200	\$39,381,298	\$39,381,298
Salaries and Benefits	\$17,355,628	\$18,997,400	\$19,145,407	\$19,145,407
Services and Supplies	\$15,272,462	\$16,331,638	\$14,023,241	\$14,023,241
Other Charges	\$8,561,814	\$10,485,209	\$10,217,082	\$10,217,082
Fixed Assets				
Buildings & Improvements	\$7,616	\$0	\$4,295	\$4,295
Equipment	(\$7,690)	\$208,336	\$157,008	\$157,008
Other Financing Uses	\$2,713,763	\$0	\$41,530	\$41,530
Equity	\$0	\$0	\$0	\$0
Intrafund	\$0	\$0	\$0	\$0
Contingencies	\$0	\$0	\$0	\$0
Gross Costs	\$43,903,593	\$46,022,583	\$43,588,563	\$43,588,563
Retained Earnings	(\$1,306,428)	(\$1,014)	\$493,868	\$493,868
Net County Cost	\$2,741,977	\$3,713,397	\$3,713,397	\$3,713,397

PROGRAM DISCUSSION

At the proposed level of funding, the Department can maintain the current level of service – i.e. primary care clinics, specialty care, rehabilitation care, integrated behavioral health services in its primary care clinics as well as pharmacy services.

The Department has several initiatives underway that would impact the Clinics and Ancillary Services operations. These initiatives include:

- ◆ Work on the five-year recertification application for the Federally Qualified Health Center Look-Alike designation, which the Department has successfully maintained since 2007 and provides enhanced Medi-Cal reimbursements;
- ◆ A planned change in the County’s local initiative health plan effective January 1, 2013, from Anthem Blue Cross to the Health Plan of San Joaquin; and
- ◆ The continued partnership efforts with numerous public, private and non-profit partners across two counties in support of the Stanislaus/San Joaquin Health Collaborative, awaiting results of a Federal Accountable Care Organization Innovations grant application for \$23.4 million.

The Department is anticipating that the State will receive final Federal approval on the State Plan Amendment related to Assembly Bill (AB) 959, which would result in the opportunity to submit claims related to prior years and receive supplemental funding considered “certified public expenditures” for publicly owned or operated health clinics enrolled as Medi-Cal providers. The Department estimates approval of the State Plan Amendment could result in reimbursements of over \$1 million to the Clinics and Ancillary Services budget.

Eight of the County’s twelve labor organizations have agreed on a permanent 6% salary deduction to be effective July 1, 2012. The County is currently in negotiations with the remaining four labor groups. 189 positions in this budget are represented by one of these four groups. The estimated cost of not

having these agreements in place for this budget with these groups represents an increase in cost over 2011-2012 salary costs of \$656,167, which is the equivalent of nine full-time positions. In the absence of these Agreements, any reductions-in-force would likely occur as part of the Final Budget.

STAFFING IMPACTS

Total current authorized positions— 199

There are no recommended changes to the current level of staffing.

Total recommended authorized positions— 199

RECOMMENDED PROPOSED BUDGET

It is recommended that a budget of \$43,588,563 be approved for the Health Services Agency – Clinics and Ancillary Services as an interim spending plan until the Final Budget is adopted. This budget is funded from \$39,381,298 in estimated department revenue and the use of \$493,868 in departmental retained earnings and a General Fund contribution of \$3,713,397. This department will be negatively impacted by the lack of labor agreements and will need to address priority programs/services, staffing and the use of retained earnings in the Final Budget.

STANISLAUS COUNTY, CALIFORNIA
Budget Year 2012-2013



HUMAN SERVICES
Health

HEALTH SERVICES AGENCY—EMERGENCY MEDICAL SERVICES
DISCRETIONARY FUND

Budget Unit 1429 1210001
 Special Revenue Fund

SERVICES PROVIDED

The Health and Safety Code requires the County to establish and coordinate the system that provides emergency medical care in the region. To provide these services, the County has historically contracted with Mountain Valley Emergency Medical Services Agency (MVEMS), a regional Emergency Medical Services (EMS) agency of five participating counties.

CASH/FUND BALANCE

As of July 1, 2012, the projected cash balance is estimated to be \$140,000, compared to the July 1, 2011 positive balance of \$158,658. The projected cash decrease is the result of payment of current liabilities prior to 2011-2012 year-end.

As of July 1, 2012, the projected fund balance is estimated to be \$142,167, which was the fund balance on July 1, 2011.

Health Services Agency - EMS Discretionary Fund				
Classification	2010-2011 Actual	2011-2012 Adopted Budget	2012-2013 Requested Proposed Budget	2012-2013 Recommended Proposed Budget
Taxes	\$0	\$0	\$0	\$0
Licenses, Permits, Franchises	\$0	\$0	\$0	\$0
Fines, Forfeitures, Penalties	\$193,154	\$200,000	\$180,018	\$180,018
Revenue from use of Assets	\$1,612	\$5,000	\$0	\$0
Intergovernmental Revenue	\$0	\$0	\$0	\$0
Charges for Service	\$0	\$0	\$0	\$0
Miscellaneous Revenue	\$0	\$0	\$0	\$0
Other Financing Sources	\$0	\$0	\$0	\$0
Total Revenue	\$194,766	\$205,000	\$180,018	\$180,018
Salaries and Benefits	\$84,859	\$89,785	\$79,527	\$79,527
Services and Supplies	\$103,762	\$115,215	\$100,491	\$100,491
Other Charges	\$0	\$0	\$0	\$0
Fixed Assets	\$0	\$0	\$0	\$0
Other Financing Uses	\$2,916	\$0	\$0	\$0
Equity	\$0	\$0	\$0	\$0
Intrafund	\$0	\$0	\$0	\$0
Contingencies	\$0	\$0	\$0	\$0
Gross Costs	\$191,537	\$205,000	\$180,018	\$180,018
Fund Balance	(\$3,229)	\$0	\$0	\$0
Net County Cost	\$0	\$0	\$0	\$0

PROGRAM DISCUSSION

At the proposed level of funding, the Department can maintain Emergency Medical Services. The Health Services Agency will use \$83,837 of these funds to offset the cost of the contract with the Mountain Valley Emergency Medical Services Agency (MVEMS) to administer local emergency services for Budget Year 2012-2013. The revenues used to pay for these services come from SB 12/612 Maddy Funds, which include fines and fees collected by the courts. In addition, the program will continue to budget \$79,527 for staffing costs of the Medical/Health Operational Area Coordinator (MHOAC) who facilitates the coordination of mutual aid and other emergency operation within the Operational Area (County) to respond to any medical disaster by mobilizing and coordinating emergency medical services mutual aid resources to mitigate health problems. In cooperation with various agencies, the MHOAC is responsible for ensuring the development of a medical and health disaster plan for the Operational Area.

A 2009 project focused on the administrative model and assessed alternatives. As a result, a leadership change in the MVEMS Agency was made by the MVEMS Joint Powers Authority (JPA) Board, and the Board of Supervisors opted to maintain the JPA membership and administrative services agreement with MVEMS. The Department will continue to work with stakeholders pertaining to issues beyond the administrative services model to determine if the current EMS plan and delivery system meets the needs of the county in an efficient, cost-effective and quality manner in the current environment and to help define a feasible plan for the future.

This funding stream continues to be at risk for diversion to other programs by the State but no action has been finalized. Therefore the program anticipates that this fund will be fully funded for Budget Year 2012-2013.

STAFFING IMPACTS

Total current authorized positions — 0

RECOMMENDED PROPOSED BUDGET

It is recommended that a budget of \$180,016 be approved for the Health Services Agency – Emergency Medical Services Discretionary Fund, funded from \$180,016 in estimated department revenue.

STANISLAUS COUNTY, CALIFORNIA
Budget Year 2012-2013



HUMAN SERVICES
Health Care

HEALTH SERVICES AGENCY—HEALTH COVERAGE AND QUALITY SERVICES

Budget Unit 1403 1400001
 Special Revenue Fund

SERVICES PROVIDED

The Health Services Agency – Health Coverage and Quality Services (HCQS) budget provided for a continued level of service and was funded by negotiated fees paid by Blue Cross of California. This funding ultimately reimbursed various Health Services Agency divisions and was used in the following major areas: Managed Care Contracting and Administration; Credentialing of providers for all payers and programs; Internal Training and Support; Risk Management and Quality Improvement programs; Medi-Cal and Healthy Families outreach.

CASH/FUND BALANCE

As of July 1, 2012, the projected cash balance is estimated to be \$0, unchanged from the July 1, 2011 balance. The fund balance for this budget is \$0 and is consistent with the cash balance.

Health Services Agency - Health Coverage & Quality Svcs				
Classification	2010-2011 Actual	2011-2012 Adopted Budget	2012-2013 Requested Proposed Budget	2012-2013 Recommended Proposed Budget
Taxes	\$0	\$0	\$0	\$0
Licenses, Permits, Franchises	\$0	\$0	\$0	\$0
Fines, Forfeitures, Penalties	\$0	\$0	\$0	\$0
Revenue from use of Assets	(\$3,886)	\$0	\$0	\$0
Intergovernmental Revenue	\$0	\$0	\$0	\$0
Charges for Service	\$0	\$0	\$0	\$0
Miscellaneous Revenue	\$0	\$0	\$0	\$0
Other Financing Sources	\$0	\$0	\$0	\$0
Total Revenue	(\$3,886)	\$0	\$0	\$0
Salaries and Benefits	(\$13,699)	\$0	\$0	\$0
Services and Supplies	\$0	\$0	\$0	\$0
Other Charges	\$0	\$0	\$0	\$0
Fixed Assets	\$0	\$0	\$0	\$0
Other Financing Uses	\$480,786	\$0	\$0	\$0
Equity	\$0	\$0	\$0	\$0
Intrafund	\$0	\$0	\$0	\$0
Contingencies	\$0	\$0	\$0	\$0
Gross Costs	\$467,087	\$0	\$0	\$0
Fund Balance	\$470,973	\$0	\$0	\$0
Net County Cost	\$0	\$0	\$0	\$0

PROGRAM DISCUSSION

This Fund has been closed out and no appropriations are requested in Budget Year 2012-2013.

STAFFING IMPACTS

Total current authorized positions— 0

RECOMMENDED PROPOSED BUDGET

It is recommended that no appropriations be budgeted for the Health Services Agency – Health Coverage and Quality Services (HCQS) budget. This budget is being included as part of the Recommended Proposed Budget due to State Controller budget requirements.



HEALTH SERVICES AGENCY—INDIGENT HEALTH CARE PROGRAM

Budget Unit 1404 1501000
Special Revenue Fund

SERVICES PROVIDED

Welfare and Institutions (W&I) Code, Section 17000 requires that, “Every county shall relieve and support all incompetent, poor indigent persons, and those incapacitated by age, disease, or accident, lawfully resident therein, when such persons are not supported or relieved by their relatives or friends, by their own means, or by State or private institutions.” Accordingly, except for administrative costs, Indigent Health Care Program (IHCP) funding will be directed for the provision of medical and dental services for qualified Medically Indigent Adults (MIA).

The Indigent Health Care Program uses realignment revenue and mandated county match to reimburse health care providers for care delivered to Medically Indigent Adults.

IHCP beneficiaries may receive primary and specialty care, dental, emergency room, inpatient and outpatient services. Patients must first apply to the program and meet residency, income, and asset criteria established by the Board of Supervisors. Services to be delivered by providers outside of the Health Services Agency require prior authorization. The IHCP utilization management nurses, supported by physician medical reviewers, are responsible for the review function related to such authorization requests and perform concurrent review on site at Doctor’s Medical Center.

IHCP staff adjudicates claims, by applying a staff-maintained fee schedule, contractual obligations, and medical billing standards. Claims are adjudicated through medical claims software that receives many claims electronically. IHCP is also responsible for coordinating fair hearings for program applicants relating to denials of applications and other program services. Analytical support to Agency administration for various initiatives is also provided. Other financial and operational functions include State and management reporting, and the evaluation, interpretation and implementation of new legislation.

The Stanislaus County Children and Families Commission has contracted with the Health Services Agency (HSA) for the Healthy Cubs (HCUBS) Program since January of 2003. The program consists of two primary components: 1) to provide health care access and health services to pregnant women and children aged 0-5 in families with an income less than 300% of the Federal Poverty Level; and 2) to refer and qualify applicants for other health programs funded by other levels of government, non-profits, foundations, or the private sector (Medi-Cal, Healthy Families, or Kaiser Kids, for example). HCUBS has served as the provider of last resort when eligible applicants do not qualify for any other health access programs. Services offered to children and pregnant woman enrolled through HCUBS will include only: 1) those services available at the Stanislaus County Health Services Agency medical offices and pharmacy to include primary medical care, ambulatory specialty care, pharmaceuticals and rehabilitation services such as physical therapy, 2) those primary and obstetrical care and pharmacy services offered at a Golden Valley Health Center location within the County of Stanislaus, 3) those primary and obstetrical services offered at the Oakdale Community Health Center and Riverbank Community Health Center, 4) dental care offered at various contracted locations throughout Stanislaus County, and 5) laboratory and radiology services will be performed with contracted providers within Stanislaus County. Services not defined above, including but not limited to inpatient care, are not included in this Agreement.

CASH/FUND BALANCE

As of July 1, 2012 the projected cash balance is estimated to be \$120,000 compared to the July 1, 2011 positive balance of \$184,807. The anticipated cash decrease is the result of payment of current liabilities prior to the 2011-2012 year-end.

As of July 2, 2012, the projected fund balance is estimated to be negative \$308,549, which was the fund balance on July 1, 2011.

Health Services Agency - Indigent Health Care				
Classification	2010-2011 Actual	2011-2012 Adopted Budget	2012-2013 Requested Proposed Budget	2012-2013 Recommended Proposed Budget
Taxes	\$0	\$0	\$0	\$0
Licenses, Permits, Franchises	\$0	\$0	\$0	\$0
Fines, Forfeitures, Penalties	\$0	\$0	\$0	\$0
Revenue from use of Assets	\$155	\$500	\$600	\$600
Intergovernmental Revenue	\$2,593,496	\$2,687,965	\$2,879,174	\$2,879,174
Charges for Service	\$991,703	\$861,680	\$639,530	\$639,530
Miscellaneous Revenue	\$441	\$500	\$250	\$250
Other Financing Sources	\$9,464,861	\$7,082,653	\$7,338,647	\$7,338,647
Total Revenue	\$13,050,656	\$10,633,298	\$10,858,201	\$10,858,201
Salaries and Benefits	\$2,281,803	\$2,619,367	\$2,814,472	\$2,814,472
Services and Supplies	\$354,471	\$295,405	\$341,170	\$341,170
Other Charges	\$12,613,205	\$9,569,113	\$9,553,146	\$9,553,146
Fixed Assets	\$0	\$0	\$0	\$0
Other Financing Uses	\$63,784	\$1,500	\$1,500	\$1,500
Equity	\$0	\$0	\$0	\$0
Intrafund	\$0	\$0	\$0	\$0
Contingencies	\$0	\$0	\$0	\$0
Gross Costs	\$15,313,263	\$12,485,385	\$12,710,288	\$12,710,288
Fund Balance	\$410,520	\$0	\$0	\$0
Net County Cost	\$1,852,087	\$1,852,087	\$1,852,087	\$1,852,087

PROGRAM DISCUSSION

At the proposed level of funding, the Department will provide mandated medical and dental services to eligible program beneficiaries. However, the Indigent Health Care Program (IHCP) anticipates an unmet need of approximately \$3.8 million. IHCP continues to face significant potential fiscal and program exposures due to new challenges and ongoing issues resulting from MIA program policy changes implemented since Fiscal Year 2009–2010. Some of the issues affecting the operations of IHCP in Budget Year 2012-2013 include the following:

Ongoing issues:

- ◆ The impact of the slow economy: decreased/flat program revenues, increase in applications and enrollment.
- ◆ The IHCP policy of collecting the patient share of cost or copayments at the time of service changed. Effective February 1, 2010, treatment and services provided to the IHCP population may not be denied or delayed based on the patient's inability to pay all or any of their financial obligations at the time of service. Program beneficiaries who have a share of cost assigned and do not have the ability to pay at the time of service are billed for their portion after the program has paid the provider. However, actual collections of patient share of cost in Fiscal Year 2011-2012 have decreased as patients fail to make or keep payment arrangements although IHCP regularly mails statements and initiates telephone contact in pursuit of collection.

- ◆ The revision of existing County policy to establish a Hardship Eligibility category which provides eligibility with patient share of cost requirements for applicants with income between 117% - 223% of the Federal Poverty Level effective May 1, 2011.
- ◆ In Fiscal Year 2011-2012 IHCP continued to experience an increased demand for services due to a continued increase in the number of IHCP enrollment compared to prior year by 7%. In addition, enrollment data indicates that the number of unique program beneficiaries remaining on the program has increased compared to prior fiscal years. By June 30, 2012, IHCP anticipates an additional enrollment increase and is anticipating a minimum 6% increase for Budget Year 2012-2013. At an average cost per patient of \$1,821, IHCP has increased the medical services allocation in anticipation of the increase in enrollment and subsequent demand for medical and dental services.
- ◆ Increased reimbursement to specialty providers. As demand for specialty services continues to rise throughout the medical community, it has become increasingly difficult to acquire specialty providers to accept MIA patients at the standard IHCP reimbursement rate and instead demand rates in the range of Medicare or higher.
- ◆ Increased expenditures for medical services requiring a higher level of care that cannot be obtained at local facilities, therefore, patients are transferred to the University of California San Francisco, UCSF for those specialized and higher level diagnostic and surgical services.

New issues:

- ◆ Additional factors that have the potential of impacting the number of program enrollees includes:
 - *Unemployment extensions are running out and those that have not been able to acquire eligibility due to exceeding income standards could potentially become eligible for coverage.*
 - *The early release and non-incarceration sentencing of inmates due to AB109 may be increasing the number of eligible program recipients on MIA.*

It is estimated that the increase in demand for services will increase the MIA program expenditures by approximately \$800,000 - \$1million annually; however, actual costs would be based on the actual applicants, enrollment and utilization of covered services under the MIA program. MIA services are mandated regardless of funding levels and the County is required to provide or arrange for the provision of medical services for the indigent residents of the County. The Department is submitting a balanced budget for Budget Year 2012-2013 for budget balancing purposes but the reality is that the program is anticipating a gross operating loss of over \$3.8 million.

In a continued effort to operate as efficiently as possible, the following is being explored:

- ◆ Reviewing the possibility of participation in the Low Income Health Program (LIHP). This program provides 50% federal matching funds for medical care provided to LIHP participants. The County has submitted a non-binding application for this program in order to receive technical assistance. Made possible by a planning grant from the Blue Shield of California Foundation, the Health Services Agency has contracted with Health Management Associates, a private consulting firm, which assisted HSA staff in conducting a feasibility analysis considering the available federal reimbursement and the associated health utilization cost risk. The HSA Leadership team is currently reviewing this analysis and will present their recommendation and final report to the Board of Supervisors for further direction.
- ◆ Developing a planning model to identify areas of need and to track improvements to increase the overall efficiency of the Prescription Medication Formulary.
- ◆ Analyzing Tertiary – Other Facility use, especially UCSF referrals to identify services that possibly could be arranged locally.
- ◆ Increasing/improving care management through medical home practices.
- ◆ Exploring possible reductions or restrictions related to Scope of Benefits.
- ◆ Comparing MIA Scope of Benefits to other County Programs' benefits.
- ◆ Commit more resources to the disability unit to increase funds recovery efforts.

In addition, IHCP will continue to seek cost-saving ideas and further reductions to total expenditures while continuing to meet the medical needs of the program beneficiaries.

Healthy Cubs Program (HCUBS)

In Budget Year 2012-2013, the estimated budget allocation from the Children & Families Commission will be reduced by approximately \$245,000 in anticipation of extensive program changes that will become effective on July 1, 2012. The HCUBS program will require that applicants provide proof of income and Stanislaus County residency. Previously, eligibility was based on the applicant's self-declaration regarding income and residency with no way for HCUBS staff to verify the information. In addition, the applicant will be required to apply for other health coverage and show proof of application and subsequent denial prior to receiving coverage under the Healthy Cubs Program. The program staff is working with its contracted partners to ensure a smooth transition of these changes.

Eight of the County's twelve labor organizations have agreed on a permanent 6% salary deduction to be effective July 1, 2012. The County is currently in negotiations with the remaining four labor groups. 34 positions in this budget are represented by one of these four groups. The estimated cost of not having these agreements in place for this budget with these groups represents an increase in cost over 2011-2012 salary costs of \$81,365 which is the equivalent of two full-time positions. In the absence of these Agreements, any reductions-in-force would likely occur as part of the Final Budget.

STAFFING IMPACTS

Total current authorized positions— 34

There are no recommended changes to the current level of staffing.

Total recommended authorized positions— 34

RECOMMENDED PROPOSED BUDGET

It is recommended that a budget of \$12,710,288 be approved for the Health Services Agency – Indigent Health Care Program as an interim spending plan until the Final Budget is adopted. This budget is funded from \$10,858,201 in estimated department revenue and \$1,852,087 in County Match. This department will be negatively impacted by the lack of labor agreements and will need to address priority programs/services, staffing and the projected critical need of \$3.8 million as part of the 2012-2013 Final Budget process.

STANISLAUS COUNTY, CALIFORNIA
Budget Year 2012-2013



HUMAN SERVICES
Health

HEALTH SERVICES AGENCY—INDIGENT HEALTH CARE PROGRAM (IHCP)
CALIFORNIA HEALTHCARE FOR INDIGENTS PROGRAM (CHIP)

Budget Unit 1423 1500002
 Special Revenue Fund

SERVICES PROVIDED

Due to the redirection of the Tobacco Tax and Health Protection Act (Prop 99) funding, the Emergency Medical Services Appropriation (EMSA) did not receive funding for Fiscal Year 2009-2010, resulting in the elimination of this budget.

The Emergency Medical Services Appropriation (EMSA) provided reimbursement for uncompensated emergency medical services provided by physicians to the indigent population within Stanislaus County. Funds were appropriated through the California Healthcare for Indigents Program (CHIP) and disbursed through the Hospital Services Account and Physicians Services Account/Unallocated Emergency Medical Services Appropriation Funds. These funds were separate from the CHIP program and were referred to as the "Emergency Medical Services Appropriation."

CASH/FUND BALANCE

As of July 1, 2012, the projected cash balance is estimated to be \$0, unchanged from the July 1, 2011 balance. The fund balance for this budget is \$0 and is consistent with the cash balance.

H.S.A - I.H.C.P. (CHIP)				
Classification	2010-2011 Actual	2011-2012 Adopted Budget	2012-2013 Requested Proposed Budget	2012-2013 Recommended Proposed Budget
Taxes	\$0	\$0	\$0	\$0
Licenses, Permits, Franchises	\$0	\$0	\$0	\$0
Fines, Forfeitures, Penalties	\$0	\$0	\$0	\$0
Revenue from use of Assets	\$138	\$0	\$0	\$0
Intergovernmental Revenue	\$0	\$0	\$0	\$0
Charges for Service	\$0	\$0	\$0	\$0
Miscellaneous Revenue	\$0	\$0	\$0	\$0
Other Financing Sources	\$0	\$0	\$0	\$0
Total Revenue	\$138	\$0	\$0	\$0
Salaries and Benefits	\$0	\$0	\$0	\$0
Services and Supplies	(\$330)	\$0	\$0	\$0
Other Charges	\$0	\$0	\$0	\$0
Fixed Assets	\$0	\$0	\$0	\$0
Other Financing Uses	\$0	\$0	\$0	\$0
Equity	\$0	\$0	\$0	\$0
Intrafund	\$0	\$0	\$0	\$0
Contingencies	\$0	\$0	\$0	\$0
Gross Costs	(\$330)	\$0	\$0	\$0
Fund Balance	(\$468)	\$0	\$0	\$0
Net County Cost	\$0	\$0	\$0	\$0

PROGRAM DISCUSSION

Due to the State's 2009-2010 Final Budget action to redirect Tobacco Tax and Health Protection Act (Proposition 99) funding, the State no longer provides Emergency Medical Services Appropriations (EMSA) funds for this program.

STAFFING IMPACTS

Total current authorized positions— 0

RECOMMENDED PROPOSED BUDGET

It is recommended that no appropriations be budgeted for the Health Services Agency – Indigent Health Care Program (IHCP) California Healthcare for Indigents Program (CHIP) budget. This budget is being included as part of the Recommended Proposed Budget due to State Controller budget requirements.



HEALTH SERVICES AGENCY—INDIGENT HEALTH CARE PROGRAM (IHCP)
EMERGENCY MEDICAL SERVICES HOSPITAL

Budget Unit 1434 1500010
Special Revenue Fund

SERVICES PROVIDED

The Health and Safety Code requires the County to establish an Emergency Medical Services Fund, upon adoption of a resolution by the Board of Supervisors. Twenty-five percent of the balance of the fund shall be distributed only to hospitals providing disproportionate trauma and emergency medical care services.

To provide these services, the County contracts with hospitals within the County. These services are paid from a dedicated State funding source known as Senate Bill (SB) 12/612 Maddy Funds.

CASH/FUND BALANCE

As of July 1, 2012 the projected cash balance is estimated to be \$220,000, compared to the July 1, 2011 balance of \$419,352. The projected decrease in cash balance is a result of anticipated payment of current liabilities prior to the 2011-2012 year-end. Typically, hospitals are required to submit claims for reimbursement from the EMS Hospital Fund within six months after the end of the fiscal year in which services are provided.

As of July 1, 2012 the projected fund balance is estimated to be \$249, similar to the July 1, 2011 fund balance.

Health Services Agency - IHCP EMS Hospital				
Classification	2010-2011 Actual	2011-2012 Adopted Budget	2012-2013 Requested Proposed Budget	2012-2013 Recommended Proposed Budget
Taxes	\$0	\$0	\$0	\$0
Licenses, Permits, Franchises	\$0	\$0	\$0	\$0
Fines, Forfeitures, Penalties	\$368,941	\$375,000	\$322,000	\$322,000
Revenue from use of Assets	\$5,394	\$5,000	\$5,300	\$5,300
Intergovernmental Revenue	\$0	\$0	\$0	\$0
Charges for Service	\$0	\$0	\$0	\$0
Miscellaneous Revenue	\$0	\$0	\$0	\$0
Other Financing Sources	\$0	\$0	\$0	\$0
Total Revenue	\$374,335	\$380,000	\$327,300	\$327,300
Salaries and Benefits	\$0	\$0	\$0	\$0
Services and Supplies	\$454,857	\$380,000	\$327,300	\$327,300
Other Charges	\$0	\$0	\$0	\$0
Fixed Assets	\$0	\$0	\$0	\$0
Other Financing Uses	\$0	\$0	\$0	\$0
Equity	\$0	\$0	\$0	\$0
Intrafund	\$0	\$0	\$0	\$0
Contingencies	\$0	\$0	\$0	\$0
Gross Costs	\$454,857	\$380,000	\$327,300	\$327,300
Fund Balance	\$80,522	\$0	\$0	\$0
Net County Cost	\$0	\$0	\$0	\$0

PROGRAM DISCUSSION

At the proposed level of funding, the Department will continue to provide \$295,100 in reimbursement to hospitals for uncompensated emergency medical services and pediatric trauma services. The revenues used to pay for these services comes from SB 12/612 Maddy Funds, which include fines and fees collected by the Courts. This funding stream continues to be at risk for diversion to other programs by the State but no action has been finalized. Therefore the program anticipates that this fund will be fully funded for Budget Year 2012-2013.

STAFFING IMPACTS

Total current authorized positions— 0

RECOMMENDED PROPOSED BUDGET

It is recommended that a budget of \$327,300 be approved for the Health Services Agency – Indigent Health Care Program (IHCP) Emergency Medical Services Hospital. This budget is funded from \$327,300 in estimated department revenue.

STANISLAUS COUNTY, CALIFORNIA
Budget Year 2012-2013



HUMAN SERVICES
Health

HEALTH SERVICES AGENCY—INDIGENT HEALTH CARE PROGRAM (IHCP)
EMERGENCY MEDICAL SERVICES PHYSICIANS

Budget Unit 1435 1500020
 Special Revenue Fund

SERVICES PROVIDED

The Health and Safety Code requires the County to establish an emergency medical services fund, upon adoption of a resolution by the Board of Supervisors. Fifty-eight percent of the balance of the fund shall be used to reimburse physicians and surgeons for patients who do not make payment for emergency medical services.

To provide these services, the County contracts with Stanislaus Medical Foundation for Medical Care to administer the monies allocated to physicians for an administrative fee of 8.25%. These services are paid from a dedicated State funding source known as SB 12/612 Maddy Funds.

CASH/FUND BALANCE

As of July 1, 2012 the projected cash balance is estimated to be \$220,000, compared to the July 1, 2011 balance of \$192,018. The projected increase in cash balance is a result of timing of the receipt of SB 12/612 Maddy Funds and the payment of related claims. As of July 1, 2012 the projected fund balance is estimated to be negative \$269, similar to the July 1, 2011 fund balance.

Health Services Agency - IHCP EMS Physicians				
Classification	2010-2011 Actual	2011-2012 Adopted Budget	2012-2013 Requested Proposed Budget	2012-2013 Recommended Proposed Budget
Taxes	\$0	\$0	\$0	\$0
Licenses, Permits, Franchises	\$0	\$0	\$0	\$0
Fines, Forfeitures, Penalties	\$805,330	\$825,000	\$680,000	\$680,000
Revenue from use of Assets	\$541	\$5,000	\$2,000	\$2,000
Intergovernmental Revenue	\$0	\$0	\$0	\$0
Charges for Service	\$0	\$0	\$0	\$0
Miscellaneous Revenue	\$0	\$0	\$0	\$0
Other Financing Sources	\$0	\$0	\$0	\$0
Total Revenue	\$805,871	\$830,000	\$682,000	\$682,000
Salaries and Benefits	\$0	\$0	\$0	\$0
Services and Supplies	\$935,958	\$830,000	\$682,000	\$682,000
Other Charges	\$0	\$0	\$0	\$0
Fixed Assets	\$0	\$0	\$0	\$0
Other Financing Uses	\$0	\$0	\$0	\$0
Equity	\$0	\$0	\$0	\$0
Intrafund	\$0	\$0	\$0	\$0
Contingencies	\$0	\$0	\$0	\$0
Gross Costs	\$935,958	\$830,000	\$682,000	\$682,000
Fund Balance	\$130,087	\$0	\$0	\$0
Net County Cost	\$0	\$0	\$0	\$0

PROGRAM DISCUSSION

At the proposed level of funding, the Department will continue to provide \$610,000 in reimbursement for physician emergency related services. The revenues used to pay for these services comes from SB 12/612 Maddy Funds, which include fines and fees collected by the courts. This funding stream continues to be at risk for diversion to other programs by the State but no action has been finalized. Therefore the program anticipates that this fund will be fully funded for Budget Year 2012-2013.

STAFFING IMPACTS

Total current authorized positions— 0

RECOMMENDED PROPOSED BUDGET

It is recommended that a budget of \$682,000 be approved for the Health Services Agency – Indigent Health Care Program (IHCP) Emergency Medical Services Physicians. This budget is funded from \$682,000 in estimated department revenue.

STANISLAUS COUNTY, CALIFORNIA
Budget Year 2012-2013
HUMAN SERVICES
Health



HEALTH SERVICES AGENCY—PUBLIC HEALTH

Budget Unit 1402 1200001
Special Revenue Fund

SERVICES PROVIDED

The Public Health Division has the responsibility of assessing, measuring, reporting and monitoring the health status of the Community. The outcome of community assessments, determines how the Division targets its focus for health improvement. Current Public Health services include:

1. Community Health Services consisting of traditional public health nursing and case management;
2. Maternal Child and Adolescent Health (MCAH) and Healthy Birth Outcomes including coordination of services, outreach and education;
3. Children's Medical Services, which include Child Health and Disability Prevention, Immunizations, California Children's Services including Medical Therapy services;
4. Nutrition services, including the Women, Infants and Children (WIC) program;
5. Communicable Diseases including Refugee Health, Tuberculosis, and Sexually Transmitted disease (STD/HIV/AIDS);
6. Health Promotion Services, which consists of a variety of community education and wellness promotion programs, to include the Healthy Eating Active Living Initiative; and
7. Emergency Preparedness.

The majority of these Public Health (PH) services are categorical programs funded by State and Federal dollars. However, all employees are trained in emergency preparedness and are the first line of defense against health, natural disaster, terrorism and/or manmade events. They fill dual roles—categorical programs and disaster response. A portion of Maternal Child and Adolescent Health, and the California Children Services programs require realignment dollars. This is included in the base budget. All categorically funded PH programs require county funds to offset internal and external overhead costs. Specific grants, programs or contracts allow for reimbursement of 10-17.5% of these costs.

CASH/FUND BALANCE

As of July 1, 2012, the projected cash balance is estimated to be negative \$1 million, compared to the July 1, 2011 positive balance of \$299,823. The primary reasons for the negative cash projection are timing differences resulting from a decrease in liabilities and an increase in accounts receivable due to State and various other grant reimbursement deferrals.

As of July 1, 2012, the projected fund balance is estimated to be \$2,145,891, compared to the July 1, 2011 fund balance of \$2,383,928, a decrease of approximately 10%. This is due to the increased costs associated with the California Children Services (CCS) Program required by the State.

Health Services Agency - Public Health				
Classification	2010-2011 Actual	2011-2012 Adopted Budget	2012-2013 Requested Proposed Budget	2012-2013 Recommended Proposed Budget
Taxes	\$0	\$0	\$0	\$0
Licenses, Permits, Franchises	\$8,522	\$7,000	\$8,000	\$8,000
Fines, Forfeitures, Penalties	\$0	\$0	\$0	\$0
Revenue from use of Assets	\$1,901	\$610	\$0	\$0
Intergovernmental Revenue	\$12,495,442	\$13,583,976	\$15,855,594	\$15,855,594
Charges for Service	\$4,305,850	\$3,424,110	\$4,465,089	\$4,465,089
Miscellaneous Revenue	\$223,924	\$78,303	\$84,211	\$84,211
Other Financing Sources	\$4,624,835	\$3,113,285	\$3,697,264	\$3,697,264
Total Revenue	\$21,660,474	\$20,207,284	\$24,110,158	\$24,110,158
Salaries and Benefits	\$13,957,265	\$13,561,542	\$15,546,323	\$15,546,323
Services and Supplies	\$3,344,212	\$3,796,047	\$4,776,420	\$4,776,420
Other Charges	\$624,843	\$528,509	\$572,600	\$572,600
Fixed Assets				
Equipment	\$19,183	\$0	\$50,000	\$50,000
Other Financing Uses	\$1,393,135	\$0	\$787,322	\$787,322
Equity	\$0	\$0	\$0	\$0
Intrafund	\$2,886,631	\$2,931,028	\$3,211,645	\$3,211,645
Contingencies	\$0	\$0	\$0	\$0
Gross Costs	\$22,225,269	\$20,817,126	\$24,944,310	\$24,944,310
Fund Balance	(\$195,620)	(\$194,633)	\$29,677	\$29,677
Net County Cost	\$760,415	\$804,475	\$804,475	\$804,475

PROGRAM DISCUSSION

At the proposed level of funding, the Department can maintain a majority of its Public Health program operations. Public Health (PH) is funded through grants, awards, and county dollars totaling \$24.9 million. These funds support the administration and oversight of Public Health practice and legally mandated services including: individual clinical care i.e., immunizations, HIV/STD, Tuberculosis diagnosis/follow up; medical therapy (for children with profoundly debilitating physical illnesses), health education, disaster preparedness, home visitation and telephone case management; population based services such as chronic and communicable disease surveillance; chronic disease and injury prevention; women's, infants and children (WIC) nutrition and breastfeeding education.

These services contribute to the overall wellness of the county's residents. Also, during hard economic times, many are unable to pay out of pocket medical costs. Because many people are working two and three jobs they may be unable to learn about health concerns or healthy living strategies. Consequently, individuals may seek treatment later resulting in increased health care costs, longer recuperation times, and diminished work capacity causing lost revenue and taxes. Without information to make informed choices, residents may continue unhealthy lifestyles causing an increased burden of chronic disease. Public health addresses all of these concerns and supports informed, healthy, responsible individual choice.

The Centers for Disease Control (CDC) Public Health Emergency Preparedness (PHEP) cooperative agreement brought \$372,902 to the budget in 2011-2012 fiscal year. Though guidance for this next funding cycle is not yet published, it is anticipated the focus will be based upon local identified gaps and State objectives. No decrease in funding is anticipated and it is expected the County allocation will remain stable from the 2011-2012 funding level of \$372,902.

It is unknown if State Pandemic Flu funding will be available for 2012-2013 Budget Year. CDC PHEP funding will be the primary source for salaries. The State Pandemic Flu funding for 2011-2012 was \$77,870. Combined with the uncertainty of the implementation a 6% salary reduction (salaries are computed without the 6% reduction); this potential revenue loss impacts the program tremendously and

will be watched closely by the Department. Any recommendations for program/staffing changes will be identified as part of the Final Budget process.

There is approximately \$113,000 in deferred revenue originating from the 2001 Metropolitan Medical Response System (MMRS) contract that were unspent and will be carried forward to cover potential expenses. Because there were inadequate funds in the Medical Reserve Corp (MRC) budget, the MRC Medical Director contractor will be paid from the deferred revenue not to exceed \$1,500. It is anticipated the Capacity Building Award for the MRC will be applied for and received in 2013 where the contractor will be budgeted at that time.

The ability to maintain services is primarily due to the formation of a strategic planning team charged with identification of potential cost savings and/or revenue enhancements. The goals of this group are to enable the Public Health division to provide services within its available resources or through integration with Clinic and Ancillary Services.

Revenue generation strategies are continuously being developed and include applying for federal grant opportunities. In this fiscal year, the Division was awarded the Nurse Family Partnership (NFP) \$1.26 million to be spent between 2011-2012 and 2012-2013 Budget Year. The program has been legislated to run through 2014-2015 Budget Year. The Community Transformation Grant has awarded \$293,000 for each of the next two fiscal years. Additionally, the Division added 2 Nutrition education grants with total funding over \$600,000 in 2012-2013 Budget Year. Also, Public Health works closely with community organizations and will provide staff to support and educate employees in other agencies on health impacts and their effects on the population, the individual, and the physical and financial health of the community.

Eight of the County's twelve labor organizations have agreed on a permanent 6% salary deduction to be effective July 1, 2012. The County is currently in negotiations with the remaining four labor groups. 143 positions in this budget are represented by one of these four groups. The estimated cost of not having these agreements in place for this budget with these groups represents an increase in cost over 2011-2012 salary costs of \$413,906, which is the equivalent of seven full-time positions. In the absence of these Agreements, any reductions-in-force would likely occur as part of the Final Budget.

STAFFING IMPACTS

Total current authorized positions after approval of this action— 157

There are no recommended changes to the current level of staffing.

Total recommended authorized positions— 157

RECOMMENDED PROPOSED BUDGET

It is recommended that a budget of \$24,944,310 be approved for the Health Services Agency – Public Health as an interim spending plan until the Final Budget is adopted. This budget is funded from \$24,110,158 in estimated department revenue, \$29,677 in department fund balance and \$804,475 in County Match funding. This department will be negatively impacted by the lack of labor agreements and will need to address priority programs/services, staffing and the use of fund balance in the Final Budget.



HEALTH SERVICES AGENCY—PUBLIC HEALTH-LOCAL PREPAREDNESS FUND

Budget Unit 1433 1200001
Special Revenue Fund

SERVICES PROVIDED

The Public Health – Local Preparedness Trust Fund was established and approved by the Board of Supervisors in December 2002. It was created to comply with current accounting standards and regulations for the State’s Emergency Preparedness Grant. The State required the County to establish a trust fund to assure that these funds would only be used for emergency preparedness expenditures. Currently, expenses associated with emergency preparedness are being incurred in the Public Health budget. A cost report is then prepared, and once approved by the State; the revenue is transferred into the Public Health fund to cover those expenses.

During Fiscal Year 2009-2010, all Centers for Disease Control and Prevention Program (CDC) and Hospital Preparedness Program (HPP) transactions began being processed through the establishment of new funds as required by the State for receipt of these grant funds. As a result, the use of this budget was discontinued effective July 1, 2010.

CASH/FUND BALANCE

As of July 1, 2012, the projected cash balance is estimated to be \$0, unchanged from the July 1, 2011 balance. The fund balance for this budget is \$0 and is consistent with the cash balance.

Health Services Agency - Local PH Preparedness Fund				
Classification	2010-2011 Actual	2011-2012 Adopted Budget	2012-2013 Requested Proposed Budget	2012-2013 Recommended Proposed Budget
Taxes	\$0	\$0	\$0	\$0
Licenses, Permits, Franchises	\$0	\$0	\$0	\$0
Fines, Forfeitures, Penalties	\$0	\$0	\$0	\$0
Revenue from use of Assets	(\$2,820)	\$0	\$0	\$0
Intergovernmental Revenue	\$0	\$0	\$0	\$0
Charges for Service	\$0	\$0	\$0	\$0
Miscellaneous Revenue	\$0	\$0	\$0	\$0
Other Financing Sources	\$0	\$0	\$0	\$0
Total Revenue	(\$2,820)	\$0	\$0	\$0
Salaries and Benefits	\$0	\$0	\$0	\$0
Services and Supplies	\$0	\$0	\$0	\$0
Other Charges	\$0	\$0	\$0	\$0
Fixed Assets	\$0	\$0	\$0	\$0
Other Financing Uses	\$125,927	\$0	\$0	\$0
Equity	\$0	\$0	\$0	\$0
Intrafund	\$0	\$0	\$0	\$0
Contingencies	\$0	\$0	\$0	\$0
Gross Costs	\$125,927	\$0	\$0	\$0
Fund Balance	\$128,747	\$0	\$0	\$0
Net County Cost	\$0	\$0	\$0	\$0

PROGRAM DISCUSSION

This Fund has been closed out and no appropriations are requested in Budget Year 2012-2013.

STAFFING IMPACTS

Total current authorized positions— 0

RECOMMENDED PROPOSED BUDGET

It is recommended that no appropriations be budgeted for the Health Services Agency – Public Health Local Preparedness budget, as it was closed out July 1, 2010. This budget is being included as part of the Recommended Proposed Budget due to the budget requirements imposed by the State controller.

STANISLAUS COUNTY, CALIFORNIA
Budget Year 2012-2013



HUMAN SERVICES
Health

HEALTH SERVICES AGENCY—PUBLIC HEALTH-VITAL AND HEALTH STATISTICS

Budget Unit 1428 1250001
 Special Revenue Fund

SERVICES PROVIDED

The Office of Vital Records reviews and registers all births, deaths, and fetal deaths that occur in Stanislaus County in accordance with state guidelines. All original certificates are transmitted weekly to the State Office of Vital Records (OVR). Certified copies are issued when a request is received in the Vital Records office along with the properly completed forms and the current fee. The information that is collected from these records provides valuable health and research data. This data allows health authorities a means of studying and evaluating health programs; provides information to government agencies for research; and provides information for population estimates and maternal and child health activities.

CASH/FUND BALANCE

As of July 1, 2012, the projected cash balance is estimated to be \$539,361, compared to the July 1, 2011 balance of \$506,360. The fund balance in this budget is projected to be consistent with the cash balance. The funds are used to provide funding for the improvement and modernization of vital records operations including automation and technical support of the vital records systems.

Health Services Agency - PH Vital and Health Statistics				
Classification	2010-2011 Actual	2011-2012 Adopted Budget	2012-2013 Requested Proposed Budget	2012-2013 Recommended Proposed Budget
Taxes	\$0	\$0	\$0	\$0
Licenses, Permits, Franchises	\$0	\$0	\$0	\$0
Fines, Forfeitures, Penalties	\$0	\$0	\$0	\$0
Revenue from use of Assets	\$0	\$0	\$0	\$0
Intergovernmental Revenue	\$0	\$0	\$0	\$0
Charges for Service	\$42,304	\$40,000	\$40,000	\$40,000
Miscellaneous Revenue	\$0	\$0	\$0	\$0
Other Financing Sources	\$0	\$0	\$0	\$0
Total Revenue	\$42,304	\$40,000	\$40,000	\$40,000
Salaries and Benefits	\$0	\$0	\$0	\$0
Services and Supplies	\$0	\$0	\$0	\$0
Other Charges	\$0	\$0	\$0	\$0
Fixed Assets	\$0	\$0	\$0	\$0
Other Financing Uses	\$6,088	\$7,000	\$20,000	\$20,000
Equity	\$0	\$0	\$0	\$0
Intrafund	\$0	\$0	\$0	\$0
Contingencies	\$0	\$0	\$0	\$0
Gross Costs	\$6,088	\$7,000	\$20,000	\$20,000
Fund Balance	(\$36,216)	(\$33,000)	(\$20,000)	(\$20,000)
Net County Cost	\$0	\$0	\$0	\$0

PROGRAM DISCUSSION

At the proposed level of funding, the Department can maintain services consistent with the Fiscal Year 2011-2012 Final Budget. The Stanislaus County Public Health Vital Records Department has established a Vital and Health Statistics Special Revenue Fund pursuant to Health and Safety Code Section 103625(f). Section 103625(g) provides that 45% of each \$3.00 collected is to be forwarded to the State Registrar; the local official charged with collection of the fee may retain the remaining portion. The Vital and Health Statistics Fund is not designed to provide funding for services or positions. Appropriate uses for revenues include the improvement and modernization of vital record operations, the automation and technical support of vital record systems and the collection and analysis of health related birth and death certificate information.

STAFFING IMPACTS

Total current authorized positions— 0

RECOMMENDED PROPOSED BUDGET

It is recommended that a budget of \$20,000 be approved for the Health Services Agency – Public Health Vital and Health Statistics. This budget is funded from \$40,000 in estimated department revenue and will result in a \$20,000 increase in departmental fund balance.



A Strong Local Economy

Alliance Worknet
CEO-Economic Development Bank
Library

A Strong Local Economy

An important role that County government plays in creating a strong local economy is to promote, protect, and sustain agricultural economies while providing for broader, more diversified economic opportunities that will strengthen the local economy and provide for a better, more stable, quality of life for residents. Helping to facilitate the creation of jobs for the people of Stanislaus County is imperative for the community to prosper and grow. Finding ways to highlight the community's rich agricultural traditions as a positive tourism location and facilitating regional approaches to tourism will bring new revenue to the County. Ensuring that all people have the knowledge and ability to access the internet and providing a solid information technology infrastructure to support E-government are vital aspects in preparing the workforce and improving the attractiveness of Stanislaus County as a place to locate new business.



- ◆ The Alliance Worknet provides a wide range of employment and training services to the community through a variety of programs funded under the Workforce Investment Act (WIA). To assist area employers, the Alliance Worknet staff visits area businesses in an effort to help them with their employment needs as well as retention, expansion, business counseling, and other services; and
- ◆ The Stanislaus County Library provides educational and recreational opportunities to the community, including access to reference and reader's advisory help, weekly story times at all branches and children's programs throughout the year. Online databases and reference services are available at any time from any internet link.

BUDGET YEAR 2012-2013 ISSUES

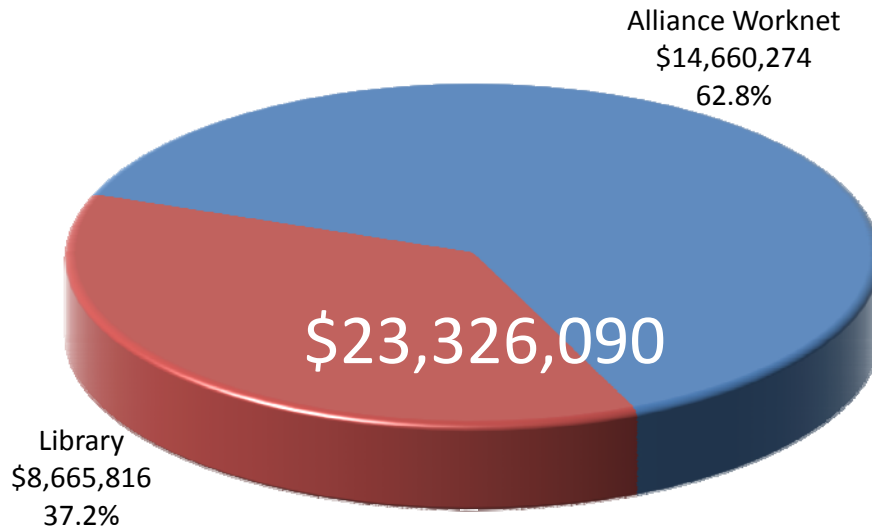
For Budget Year 2012-2013, Alliance revenues are down from Fiscal Year 2011-2012 that result in strict limitations on the number of individuals referred to vocational training programs as well as limiting the funding available for on-the-job training reimbursements to employers. Training referrals will have to be limited to programs that prepare individuals for only those occupations that are in very high demand by local businesses.

The Library is primarily funded by a voter approved 1/8-cent sales tax, which represents approximately 91% of the Library's total revenue to support the Library operations in Budget Year 2012-2013. The voter approved 1/8-cent sales tax will sunset on June 30, 2013. The Library does not expect to receive any Public Library funding or Transaction Based Reimbursements in Budget Year 2012-2013 from the State. The Stanislaus Literacy Center is also uncertain if the State will provide funding for the partnership ReadingWorks adult literacy program at the Library.

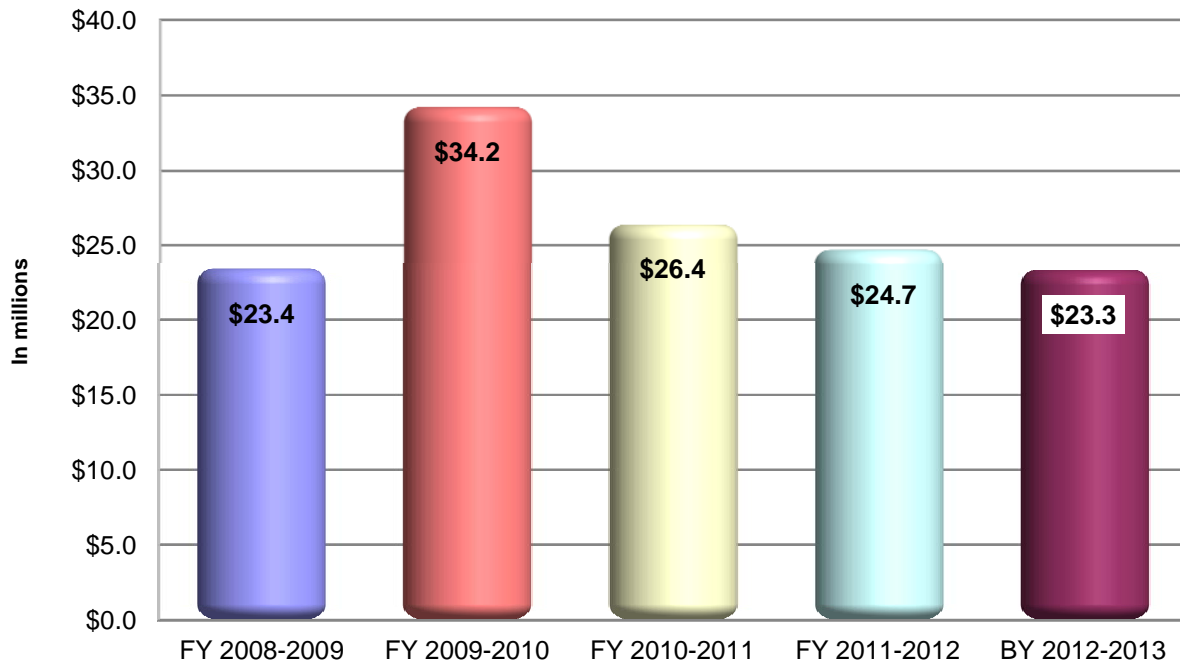


A Strong Local Economy

Recommended Appropriations Budget Year 2012-2013



Five Year Comparison of Appropriations

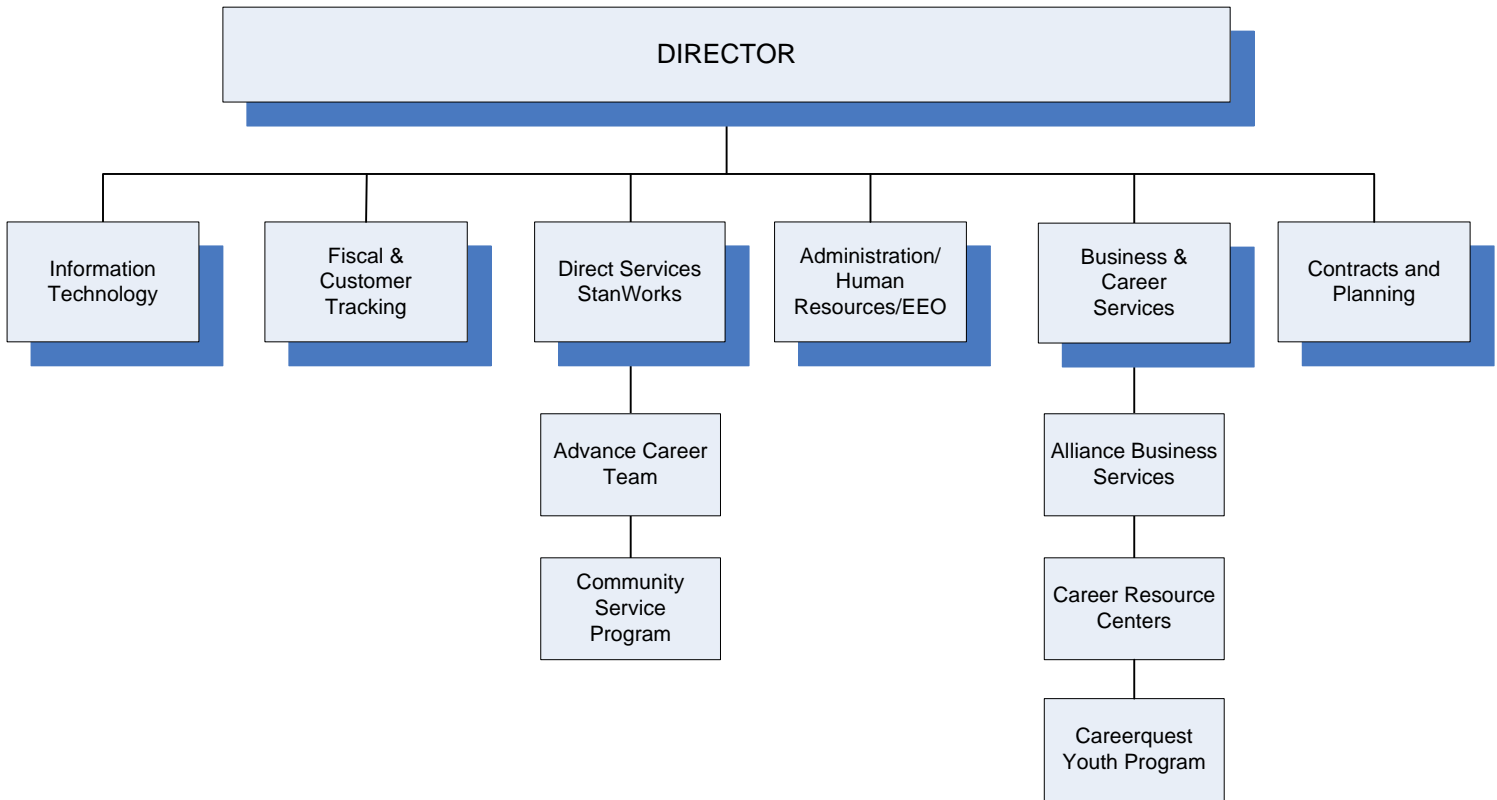




A Strong Local Economy

PAGE				Recommended 2012-2013
ALLIANCE WORKNET				\$14,660,274
	Fund	Org		
288	1320	0033100	Alliance Worknet	\$9,979,868
291	1317	0033900	StanWORKs	\$4,680,406
CHIEF EXECUTIVE OFFICE--ECONOMIC DEVELOPMENT				\$0
	Fund	Org		
293	0105	0015291	Economic Development Bank	\$0
LIBRARY				\$8,665,816
	Fund	Org		
297	1651	0037000	Library	\$8,665,816
TOTAL				\$23,326,090

STANISLAUS COUNTY ALLIANCE WORKNET



Revised April 2012

STANISLAUS COUNTY, CALIFORNIA
Budget Year 2012-2013
HUMAN SERVICES
Other Assistance



ALLIANCE WORKNET
Jeff Rowe, Director

BUDGET AT A GLANCE

Gross Costs	\$14,660,274
Total Revenue	\$14,660,274
Fund Balance/Retained Earnings	<u>\$0</u>
Net County Cost	\$0
Total Recommended Staffing	82
% Funded by Local Discretionary Funds	0.0%

MISSION STATEMENT

Dedicated to developing a skilled workforce that strengthens business and contributes to the economic success of our community.

ACCOMPLISHMENTS AND OBJECTIVES

Due to the end of the American Recovery and Reinvestment Act (ARRA) funding and an anticipated reduction in Workforce Investment Act funding, the Alliance Worknet must be strategic in how it invests its limited resources in the upcoming budget year. The Accomplishments and Objectives for the Alliance Worknet for the 2012-2013 Budget Year include:

FISCAL YEAR 2011-2012 ACCOMPLISHMENTS	BUDGET YEAR 2012-2013 OBJECTIVES
<ul style="list-style-type: none"> ◆ Developed Psychiatric Technician Training Program in partnership with Modesto Junior College and San Joaquin Delta College. ◆ Implemented the Veterans Employment Assistance Program on behalf of the counties of Stanislaus, Merced, and Madera. ◆ In partnership with Modesto Junior College, developed a New Warehouse/Logistics Training Program. 	<ul style="list-style-type: none"> ◆ Successfully complete an initiative to create 1,000 new jobs in Stanislaus County. ◆ Partner with local businesses and Modesto Junior College to fully develop the Manufacturing Apprenticeship Program. ◆ Customize the Warehouse/Logistics Training Program to meet the requirements of existing and new employers.

BUDGETS WITHIN THE ALLIANCE WORKNET INCLUDE:

- ◆ Alliance Worknet
- ◆ StanWORKs

STANISLAUS COUNTY, CALIFORNIA
Budget Year 2012-2013



HUMAN SERVICES
Other Assistance

ALLIANCE WORKNET

Budget Unit 1320 0033100
Special Revenue Fund

SERVICES PROVIDED

The Alliance Worknet provides a wide range of employment and training services to the community through various programs funded under the Workforce Investment Act (WIA). Four Resource Centers, which are located in accessible areas throughout the community, provide job search assistance to the general public. In addition, workshops are offered to assist with resume development, interviewing skills, and job retention. For those needing more assistance in finding employment, the Department provides intensive career counseling, work experience, and on-the-job training assistance as well as referral to vocational training programs. To assist area employers, the Alliance Worknet has Business Services Representatives who visit area businesses in the effort to help them with their employment needs as well as retention, expansion, business counseling, and other services through a partnership with the Stanislaus Economic Development and Workforce Alliance.

CASH/FUND BALANCE

As of July 1, 2012, the projected cash balance is estimated to be zero, compared to the July 1, 2011 positive cash balance of \$266,944. Historically, any surplus cash at year end is used to cover the amount of cash deficit in the StanWORKs budget caused by the timing differences inherent in reporting reimbursable costs for the WIA program based on modified accrual accounting, versus the StanWORKS program that uses cash basis accounting. The primary department revenue sources are reimbursement grants, so this budget usually operates in a negative cash position throughout the fiscal year. Fiscal year end action will align outstanding revenue with incurred cost and adjustments to the StanWORKs budget unit, to ensure a cash position of zero or greater.

As of July 1, 2012, the projected fund balance is estimated to be \$325,000, compared to the July 1, 2011 fund balance of \$343,592, a decrease of approximately 5%. Accounts receivable and payable amounts at July 1, 2012 are expected to be less than previous fiscal year levels but in the same proportion as July 1, 2011 balance due to Department operations being scaled down to accommodate reduced funding sources. The expected cash position should offset other liabilities in approximately the same ratio as the previous fiscal year's ending trial balance.

Alliance Worknet				
Classification	2010-2011 Actual	2011-2012 Adopted Budget	2012-2013 Requested Proposed Budget	2012-2013 Recommended Proposed Budget
Taxes	\$0	\$0	\$0	\$0
Licenses, Permits, Franchises	\$0	\$0	\$0	\$0
Fines, Forfeitures, Penalties	\$0	\$0	\$0	\$0
Revenue from use of Assets	\$0	\$0	\$0	\$0
Intergovernmental Revenue	\$13,438,837	\$11,490,601	\$9,979,868	\$9,979,868
Charges for Service	\$757,095	\$100,272	\$0	\$0
Miscellaneous Revenue	\$190	\$85,000	\$0	\$0
Other Financing Sources	\$0	\$0	\$0	\$0
Total Revenue	\$14,196,122	\$11,675,873	\$9,979,868	\$9,979,868
Salaries and Benefits	\$6,835,610	\$6,145,955	\$5,299,377	\$5,299,377
Services and Supplies	\$6,652,047	\$5,073,207	\$4,337,944	\$4,337,944
Other Charges	\$480,851	\$456,711	\$342,547	\$342,547
Fixed Assets	\$0	\$0	\$0	\$0
Other Financing Uses	\$172,992	\$0	\$0	\$0
Equity	\$0	\$0	\$0	\$0
Intrafund	\$0	\$0	\$0	\$0
Contingencies	\$0	\$0	\$0	\$0
Gross Costs	\$14,141,500	\$11,675,873	\$9,979,868	\$9,979,868
Fund Balance	(\$54,622)	\$0	\$0	\$0
Net County Cost	\$0	\$0	\$0	\$0

PROGRAM DISCUSSION

At the proposed level of funding, the Department can maintain a consistent level of core employment services to the general public through the Career Resource Centers and group workshops. The reduced estimated revenue will result in strict limitations on the number of individuals referred to vocational training programs as well as limiting the funding available for on-the-job training reimbursements to employers. Training referrals will have to be limited to programs that prepare individuals for only those occupations that are in very high demand by local businesses. Individuals seeking employment in occupations other than those in very high demand will still be able to access labor market information, job search assistance, and job leads through the Career Resource Centers and receive help with resume writing, interviewing skills, assessments, and job retention training in workshop settings that are offered on a weekly basis. It is anticipated that approximately 13,000 individuals will receive services through the Career Resource Centers, about the same number as in Fiscal Year 2011-2012.

Eight of the County's twelve labor organizations have agreed on a permanent 6% salary deduction to be effective July 1, 2012. The County is currently in negotiations with the remaining four labor groups. Seventy two positions in this budget are represented by one of these four groups. The estimated cost of not having these agreements in place for this budget with these groups represents an increase in cost over 2011-2012 salary costs of \$294,901, which is the equivalent of four full-time positions. In the absence of these Agreements, any reductions-in-force would likely occur as part of the Final Budget.

STAFFING IMPACTS

Total current authorized positions—82

There are no recommended changes to the current level of staffing.

Total recommended authorized positions— 82

RECOMMENDED PROPOSED BUDGET

It is recommended that a budget of \$9,979,868 be approved for the Alliance Worknet. At this reduced level of funding, basic universal services will be provided under the existing group model with more intensive services being available to individuals with interest in the occupations of the highest local demand. This budget is funded from \$9,979,868 in estimated department revenue.

STANISLAUS COUNTY, CALIFORNIA
Budget Year 2012-2013

HUMAN SERVICES
Other Assistance



ALLIANCE WORKNET—STANWORKS

Budget Unit 1317 0033900
Special Revenue Fund

SERVICES PROVIDED

The Alliance Worknet (AW) provides a wide range of employment and training services for local Temporary Aid to Needy Families (TANF) recipients through a contract with the Community Services Agency (CSA). AW assists TANF customers with job searching, resume writing, and interviewing skills. Clients needing additional assistance in securing employment and leaving TANF are provided with intensive case management, work experience, on-the-job training and individual referral to vocational training programs leveraging other dollars available.

CASH/FUND BALANCE

As of July 1, 2012, the projected cash balance is estimated to be zero, compared to the July 1, 2011 negative cash balance of \$29,731. Historically, the negative cash position is offset by the cash surplus in the Alliance Worknet Workforce Investment Act (WIA) budget caused by the timing differences inherent in reporting reimbursable costs for the WIA program based on modified accrual accounting, versus the StanWORKS program that uses cash basis accounting. This year end action will align outstanding revenue with incurred costs to mitigate the negative cash balance.

As of July 1, 2012, the projected fund balance is estimated to be \$600, compared to the July 1, 2011 fund balance of \$614, a nominal decrease. Accounts receivable and payable amounts at July 1, 2012 are expected to be less than previous fiscal year levels but in the same proportion as July 1, 2011 balances due to Department operations being scaled down to accommodate reduced funding sources. The expected cash position should offset other liabilities in approximately the same ratio as the previous fiscal year's ending trial balance.

Alliance Worknet - StanWORKS				
Classification	2010-2011 Actual	2011-2012 Adopted Budget	2012-2013 Requested Proposed Budget	2012-2013 Recommended Proposed Budget
Taxes	\$0	\$0	\$0	\$0
Licenses, Permits, Franchises	\$0	\$0	\$0	\$0
Fines, Forfeitures, Penalties	\$0	\$0	\$0	\$0
Revenue from use of Assets	\$0	\$0	\$0	\$0
Intergovernmental Revenue	\$0	\$0	\$0	\$0
Charges for Service	\$5,556,072	\$4,980,406	\$4,680,406	\$4,680,406
Miscellaneous Revenue	\$32,417	\$0	\$0	\$0
Other Financing Sources	\$0	\$0	\$0	\$0
Total Revenue	\$5,588,489	\$4,980,406	\$4,680,406	\$4,680,406
Salaries and Benefits	\$4,500,673	\$4,165,256	\$3,819,039	\$3,819,039
Services and Supplies	\$631,414	\$627,020	\$668,377	\$668,377
Other Charges	\$119,042	\$188,130	\$192,990	\$192,990
Fixed Assets	\$0	\$0	\$0	\$0
Other Financing Uses	\$0	\$0	\$0	\$0
Equity	\$0	\$0	\$0	\$0
Intrafund	\$0	\$0	\$0	\$0
Contingencies	\$0	\$0	\$0	\$0
Gross Costs	\$5,251,129	\$4,980,406	\$4,680,406	\$4,680,406
Fund Balance	(\$337,360)	\$0	\$0	\$0
Net County Cost	\$0	\$0	\$0	\$0

PROGRAM DISCUSSION

At the proposed level of funding, slightly reduced from the prior year, the Department can maintain roughly the same level of work readiness preparation services to Welfare to Work customers as in the previous year. A variety of workforce development services will be provided to assist StanWORKS participants in transitioning to employment and self-sufficiency. Approximately 1,250 customers will participate in intensive job readiness classes and job search assistance, approximately 150 customers per month will be participating in subsidized employment activities, and about 1,000 customers will be involved in the Community Service Program. In addition, approximately 80 customers will receive basic skills remediation in preparation for obtaining a General Education Diploma (GED).

STAFFING IMPACTS

Total current authorized positions—0

RECOMMENDED PROPOSED BUDGET

It is recommended that a budget of \$4,680,406 be approved for the Alliance Worknet - StanWORKS. At this level of funding, employment services to TANF customers will be provided at nearly the same level as the prior year. This budget is funded from \$4,680,406 in estimated department revenue.

STANISLAUS COUNTY, CALIFORNIA
Budget Year 2012-2013
FISCAL GENERAL SERVICES
Promotion



CHIEF EXECUTIVE OFFICE—ECONOMIC DEVELOPMENT BANK

Budget Unit 0105 0015291
 General Fund

SERVICES PROVIDED

The Board of Supervisors established the Economic Development Bank in 2001 for the purpose of providing resources for economic development projects throughout Stanislaus County. It has been the Board's intent that these funds be used by the nine cities and unincorporated communities to leverage other funding sources when available.

Chief Executive Office - Economic Development Bank				
Classification	2010-2011 Actual	2011-2012 Adopted Budget	2012-2013 Requested Proposed Budget	2012-2013 Recommended Proposed Budget
Taxes	\$0	\$0	\$0	\$0
Licenses, Permits, Franchises	\$0	\$0	\$0	\$0
Fines, Forfeitures, Penalties	\$0	\$0	\$0	\$0
Revenue from use of Assets	\$38,836	\$0	\$0	\$0
Intergovernmental Revenue	\$0	\$0	\$0	\$0
Charges for Service	\$0	\$0	\$0	\$0
Miscellaneous Revenue	\$0	\$0	\$0	\$0
Other Financing Sources	\$0	\$0	\$0	\$0
Total Revenue	\$38,836	\$0	\$0	\$0
Salaries and Benefits	\$0	\$0	\$0	\$0
Services and Supplies	\$13,734	\$0	\$0	\$0
Other Charges	\$0	\$0	\$0	\$0
Fixed Assets	\$0	\$0	\$0	\$0
Other Financing Uses	\$21,726	\$0	\$0	\$0
Equity	\$0	\$0	\$0	\$0
Intrafund	\$0	\$0	\$0	\$0
Contingencies	\$0	\$0	\$0	\$0
Gross Costs	\$35,460	\$0	\$0	\$0
Fund Balance	\$0	\$0	\$0	\$0
Net County Cost	(\$3,376)	\$0	\$0	\$0

PROGRAM DISCUSSION

The Board agreed to fund the Bank as a pilot program for five years through Fiscal Year 2005-2006 at a rate of \$1.5 million annually. Thereafter, funding has been provided on an annual basis depending on the fiscal stability of the County. In Fiscal Year 2009-2010, the Board redirected \$3 million of Economic Development Bank fund balance to the General Fund during the Final Budget process. Since inception, the Bank has provided critical funding to advance a variety of economic development projects throughout the County including all nine incorporated cities and unincorporated communities. Thirty-one (31) projects have been funded to date. These projects range from traditional infrastructure improvements for business parks and water systems to non-traditional projects such as economic development planning, targeted technology training, and enterprise facilitation for small business owners. As of March 31, 2012, the available balance in the loan portfolio for future economic development projects was approximately \$900,000.

In May 2012, the Chief Executive Officer suspended the Economic Development Bank until further notice due to current economic conditions, the lack of activity and interest by local jurisdictions, and the growing uncertainty of repayment of outstanding loan obligations due to the dissolution of former redevelopment agencies (by the State of California on February 1, 2012). The Chief Executive Office will conduct an evaluation of the program during the upcoming budget year and make refinements accordingly to be implemented when the program is brought back. This evaluation will be completed by the mid-year review. The strategy is to allow the available balance to increase to a level where it can be more effectively used in the future, either for economic development projects or other purposes, as deemed by the Board.

As part of the Fiscal Year 2007-2008 Final Budget, the Board approved the creation of the Community Development Fund, from the \$1.5 million annual allocation to the Economic Development Bank. Thirteen (13) projects have been funded to date. Projects range from the formation of County Service Areas and Lighting Districts to support ongoing infrastructure improvements to small sidewalk and water system projects. The purpose of the Community Development Fund is to provide leveraged funding for one-time projects or programs benefiting the unincorporated areas that demonstrate strong local support/commitment and a general public benefit. Projects funded in Budget Year 2012-2013 will use the Community Development Fund's uncommitted balance that consists of undesignated funds and interest earnings. As of March 31, 2012, the available balance in the fund for future community development projects was approximately \$1.2 million.

Projects in the Community Development Fund will be brought forward for consideration and approval by the Board of Supervisors on a case-by-case basis only after meeting established program guidelines and parameters. The corresponding budgeted appropriations will be established at that time.

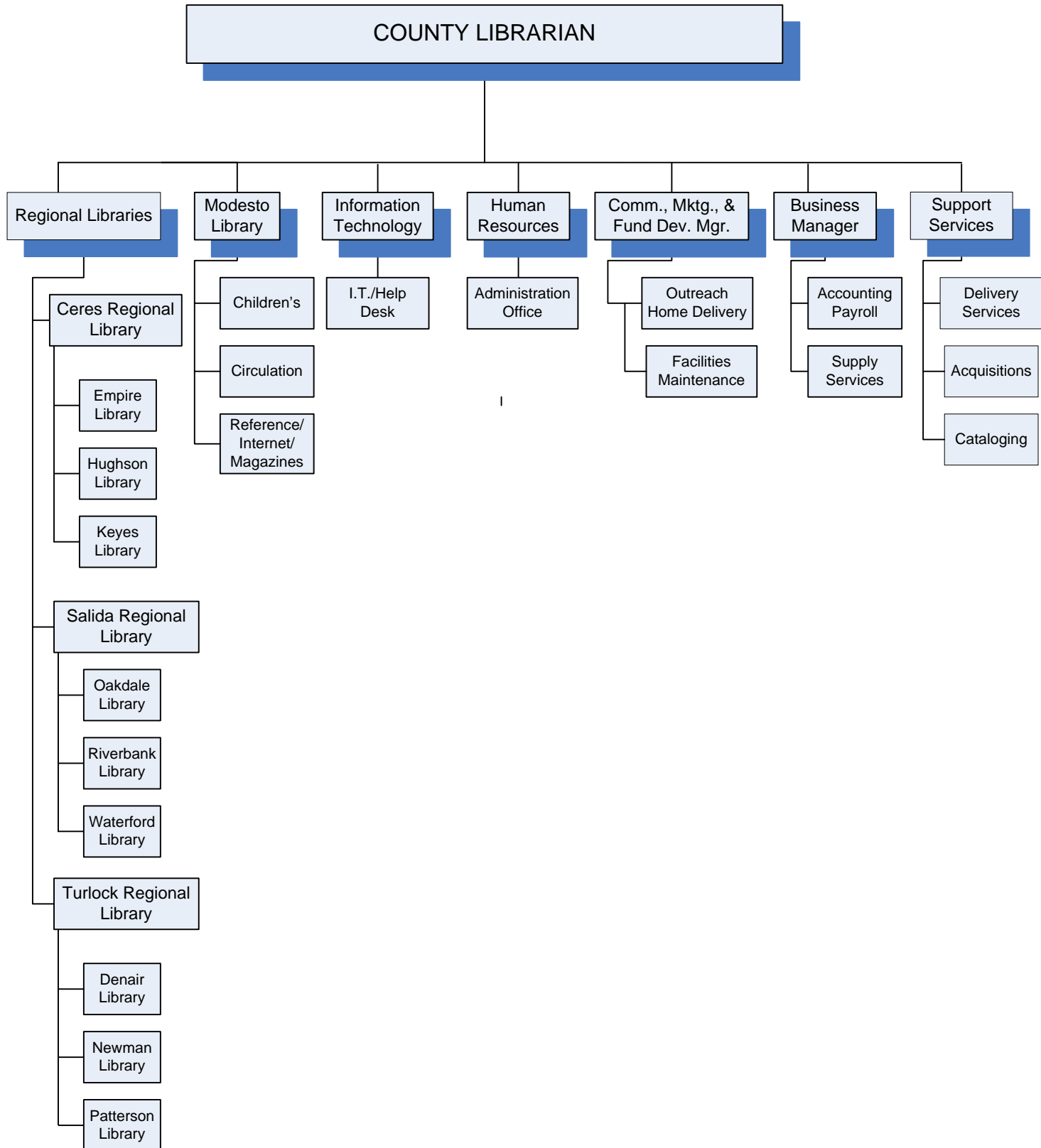
STAFFING IMPACTS

Total current authorized positions—0

RECOMMENDED PROPOSED BUDGET

There is no Recommended Proposed Budget for the Chief Executive Office – Economic Development Bank for Budget Year 2012-2013.

STANISLAUS COUNTY LIBRARY



Revised March 2012

STANISLAUS COUNTY, CALIFORNIA
Budget Year 2012-2013
FISCAL GENERAL SERVICES
Library Services



LIBRARY
Vanessa Czopek, Librarian

BUDGET AT A GLANCE	
Gross Costs	\$8,665,816
Total Revenue	\$7,867,500
Fund Balance/Retained Earnings	\$306,506
Net County Cost	\$491,810
Total Recommended Staffing	69
% Funded by Local Discretionary Funds	5.7%

MISSION STATEMENT

The Library fosters the love of reading and opens the door to knowledge.

ACCOMPLISHMENTS AND OBJECTIVES

The Accomplishments and Objectives for the Library for the 2012-2013 Budget Year include:

FISCAL YEAR 2011-2012 ACCOMPLISHMENTS	BUDGET YEAR 2012-2013 OBJECTIVES
<ul style="list-style-type: none"> ◆ The Library developed 15 new literacy-based partnerships through the countywide Stanislaus Reads event. Educational and literacy awareness were fostered by linking reading to our agricultural roots. More than 30,000 participated in Stanislaus Reads. ◆ The Library introduced a mobile smart phone app to the community in February 2012. With it, residents can use the library catalog, access their account, find library locations, and find library activities for them and their families. To date, 522 customers have downloaded the mobile app. ◆ The Library celebrated its Centennial in April 2012. One hundred years of library service demonstrates that residents see their libraries as an essential part of their communities. ◆ Materials selection process was consolidated freeing up staff for better service delivery to residents. Approximately 120 staff hours were saved each month through consolidating selection. 	<ul style="list-style-type: none"> ◆ Improve literacy for all ages by designing services to help ensure the underserved population of children, from birth to five, will enter school ready to read, write and listen. Provide a vibrant summer reading program. Maintain funding and a partnership with the Stanislaus Literacy Center and the library's ReadingWorks adult literacy program. ◆ Provide safe and serviceable library facilities by laying the foundation for a library technology and facilities master plan. ◆ Connect residents to the online world by maintaining a convenient and relevant web portal, and by increasing the proficiency of staff in helping those who need to learn how to use technology. ◆ Develop programs and services that will improve workforce readiness for unemployed and underemployed residents by offering classes, career training materials, and wireless internet access.

STANISLAUS COUNTY, CALIFORNIA
Budget Year 2012-2013

FISCAL GENERAL SERVICES
Library Services



LIBRARY

Budget Unit 1651 0037000
Special Revenue Fund

SERVICES PROVIDED

The Stanislaus County Free Library operates 13 branches for educational and recreational purposes. At the Library, customers receive reference and reader's advisory assistance and have access to weekly story times at all branches and to children programs throughout the year. Customers can use online databases and reference services at any time from any Internet link and can take advantage of literacy tutoring, wireless internet, mobile app and access to public computers. The Library also offers basic literacy services to adults and home delivery services throughout Stanislaus County.

CASH/FUND BALANCE

As of July 1, 2012 the projected cash balance is estimated to be a positive \$4,420,000 compared to the July 1, 2011 positive balance of \$4,092,832. This increase is the result of a combination of a projected increase in sales tax revenue in Fiscal Year 2011-2012, and the Library's ability to defer major maintenance projects. Since the economy took a downturn in 2008, the Library has adopted a very conservative approach in budgeting. At the same time, the Library stringently monitors on-going spending so that the depleted fund balance can slowly be restored to sufficiently sustain operations and meet necessary deferred maintenance needs, despite the rising costs of doing business.

As of July 1, 2012 the projected fund balance is estimated to be \$5,000,000, compared to the July 1, 2011 balance of \$4,689,241, an increase of \$310,000. This increase is a result of a combination of a projected increase in sales tax revenue in Fiscal Year 2011-2012 and savings from operating expenses. \$306,506 of the fund balance will be used to assist in balancing the 2012-2013 Proposed Budget.

Library				
Classification	2010-2011 Actual	2011-2012 Adopted Budget	2012-2013 Requested Proposed Budget	2012-2013 Recommended Proposed Budget
Taxes	\$7,200,286	\$6,500,000	\$7,500,000	\$7,500,000
Licenses, Permits, Franchises	\$0	\$0	\$0	\$0
Fines, Forfeitures, Penalties	\$0	\$0	\$0	\$0
Revenue from use of Assets	\$2,000	\$2,400	\$4,800	\$4,800
Intergovernmental Revenue	\$348,125	\$134,882	\$0	\$0
Charges for Service	\$304,112	\$285,900	\$266,200	\$266,200
Miscellaneous Revenue	\$110,926	\$67,000	\$96,500	\$96,500
Other Financing Sources	\$200,000	\$0	\$0	\$0
Total Revenue	\$8,165,449	\$6,990,182	\$7,867,500	\$7,867,500
Salaries and Benefits	\$5,960,969	\$5,770,761	\$5,995,119	\$5,995,119
Services and Supplies	\$1,581,966	\$1,493,891	\$1,710,785	\$1,710,785
Other Charges	\$436,379	\$537,340	\$609,912	\$609,912
Fixed Assets				
Buildings & Improvements	\$15,765	\$200,000	\$300,000	\$300,000
Equipment	\$24,058	\$0	\$50,000	\$50,000
Other Financing Uses	\$138,125	\$0	\$0	\$0
Equity	\$0	\$0	\$0	\$0
Intrafund	\$0	\$0	\$0	\$0
Contingencies	\$0	\$0	\$0	\$0
Gross Costs	\$8,157,262	\$8,001,992	\$8,665,816	\$8,665,816
Fund Balance	(\$710,772)	\$520,000	\$306,506	\$306,506
Net County Cost	\$702,585	\$491,810	\$491,810	\$491,810

PROGRAM DISCUSSION

The Library's 2012-2013 Recommended Proposed Budget of \$8,665,816 reflects an overall increase of approximately 8% from last fiscal year. The Library is primarily funded by a voter approved 1/8-cent sales and use tax, which is projected to generate \$7.5 million in revenue to support Library operations in Budget Year 2012-2013. This represents approximately 87% of the Library's total budget. The voter approved 1/8-cent sales tax will sunset on June 30, 2013.

Total revenue projected for Budget Year 2012-2013 is \$7,867,500, a 12% increase from last fiscal year. This increase is primarily due to the projected increase in Sales and Use Tax revenue funded by a voter approved 1/8th cent dedicated sales tax. In Fiscal Year 2011-2012, sales tax revenue came in stronger than expected as the economy began to show signs of improvement. Based on current revenue trends, the Library estimates sales tax revenue at \$7,500,000 for Budget Year 2012-2013, an increase of 15% from last fiscal year. The Library does not expect to receive any Public Library funding or Transaction Based Reimbursements from the State in Budget Year 2012-2013. The Stanislaus Literacy Center is also uncertain if the State will provide funding for the partnership ReadingWorks adult literacy program at the Library. Local revenue is projected at \$367,500, an increase of approximately 4% mainly due to increased donations from library support groups.

Total expenditures requested for Budget Year 2012-2013 are \$8,665,816, an 8% increase from last fiscal year. Salaries and Benefits are budgeted at \$5,995,119, representing 69% of the Library's total budget. Despite increases in retirement and the possible reinstatement of 5% in salaries for 91% of employees, the Library is able to keep employee costs down by cross training staff to provide coverage across divisions and Library branches. Services and Supplies are budgeted at \$1,710,785, an increase of 15% primarily due to the Library starting to slowly restore the book and database budgets to add new materials and an eBook collection. The Fixed Assets account has been increased to allow for the replacement of the back loading dock elevator at the Modesto Library and to replace two library vans due to heavy usage and age.

The Library proposes the use of \$306,506 in fund balance to bridge the gap in Budget Year 2012-2013. Even with the increase in sales tax revenue, the Library still has a revenue shortfall due to the elimination of funding from the State and continuous increases in the cost of doing business. The Library continues to defer major maintenance projects at all its facilities until the fund balance is at a level sufficient to support maintenance needs.

The Library will continue to prioritize spending, carefully utilize resources, effectively deploy available staffing, and expand funding streams to provide core services to the public. The Library is working slowly towards maintaining a structurally balanced budget as evident in the reduction of the use of fund balance. The Library will continue to take a conservative approach to meet the known budget constraints and the unknown economic challenges ahead.

Eight of the County's twelve labor organizations have agreed on a permanent 6% salary deduction to be effective July 1, 2012. The County is currently in negotiations with the remaining four labor groups. 63 positions in this budget are represented by two of these four groups. The estimated cost of not having these agreements in place for this budget with these groups represents an increase in cost over 2011-2012 salary costs of \$160,600, which is the equivalent of 3 full-time positions. In the absence of these Agreements, any reductions-in-force would likely occur as part of the Final Budget.

STAFFING IMPACTS

Total current authorized positions— 69

There are no recommended changes to the current level of staffing.

Total recommended authorized positions— 69

RECOMMENDED PROPOSED BUDGET

It is recommended that a budget of \$8,665,816 be approved for the Library as an interim spending plan until the Final Budget is adopted. This budget is funded from \$7,867,500 in estimated department revenue, \$306,506 in departmental fund balance, and a \$491,810 contribution from the General Fund. This department will be negatively impacted by the lack of labor agreements and will need to address priority programs/services, staffing and the use of the fund balance savings in the Final Budget.



A Strong Agricultural Economy/ Heritage

Agricultural Commissioner
Cooperative Extension

A Strong Agricultural Economy/Heritage

Recognizing the vital role that agriculture plays in the community, the Stanislaus County Board of Supervisors adopted this priority to support the County's strong agriculture economy and heritage. Agriculture is the County's number one industry, generating close to \$2.6 billion a year.



Farmland conversion, air pollution, soil salinity and drainage, and agricultural water supply and water quality are major issues to be addressed if Stanislaus County is to remain an important and vital agriculture area. Equally important is the preservation of the unique agriculture heritage.

- ◆ The Agricultural Commissioner's Office supports and protects the well being of agriculture and the community through the oversight of pesticide application, storage of agricultural products, certification of exports, prevention of the entry and spread of harmful insects, weeds, and plant diseases and the certification of agricultural product quality; and
- ◆ The University of California Cooperative Extension conducts research and educational programs tailored to the needs of Stanislaus County and provides oversight of 4H youth development programs. These programs are critical to preserving and protecting agriculture in the community and supporting the growth of the agriculture industry of tomorrow.

BUDGET YEAR 2012-2013 ISSUES

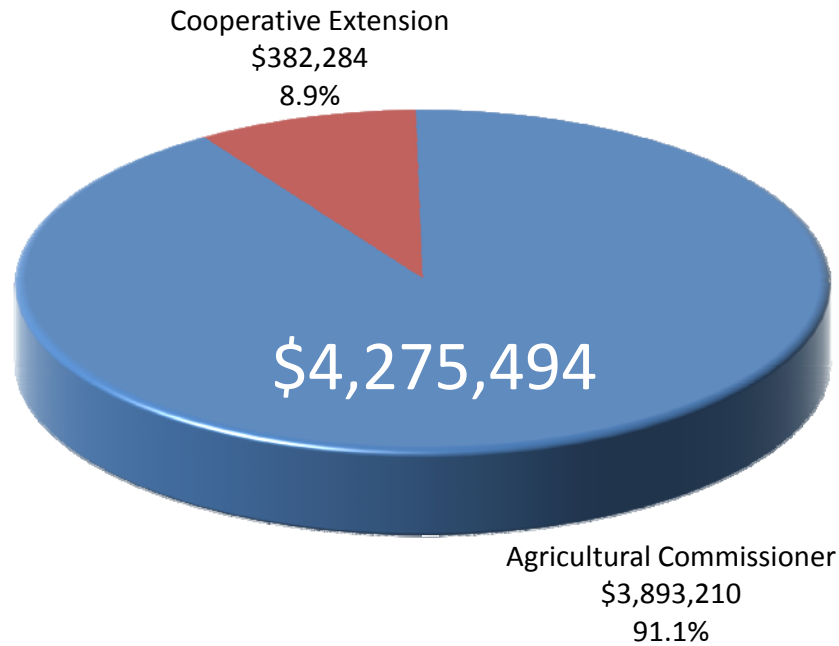
The Agricultural Commissioner will be able to maintain the current level of service provided to the community through the use of a substantial portion of the Net County Cost savings from prior years. Because of the reduction in or the elimination of a number of Federal and State contracts, the Agricultural Commissioner is budgeting \$140,813 less revenue in Budget Year 2012-2013. The contract for Cantaloupe Surveillance has been eliminated and the contracts for Light Brown Apple Moth trapping, High Risk Pest Exclusion, Glassy Winged Sharp Shooter trapping, Sudden Oak Death monitoring, and Pesticide Application Reporting have all been reduced.

UC Cooperative Extension is running at a structural deficit which will be covered in Budget Year 2012-2013 by utilizing General Fund Net County Cost savings carried from the previous years. The proposed level of funding for the Department is not sustainable without the use of prior year savings. Previous budget cuts have reduced staffing by approximately 40%, seriously impacting UC Cooperative Extension's ability to carry out its mission.

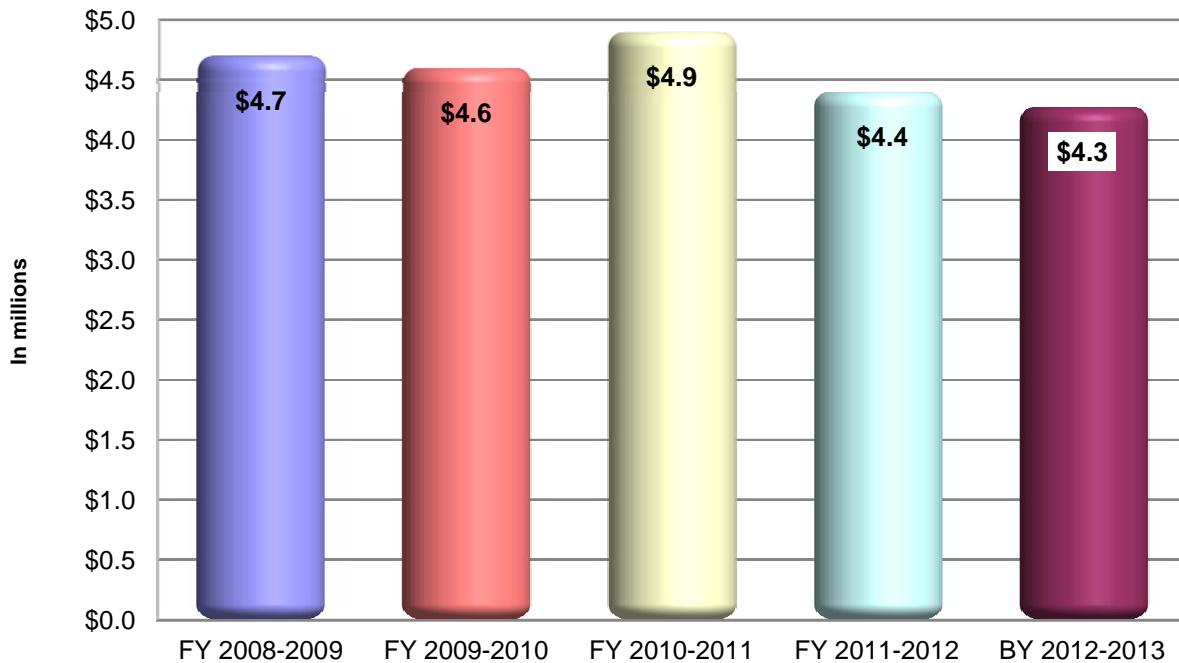


A Strong Agricultural Economy/Heritage

Recommended Appropriations Budget Year 2012-2013



Five Year Comparison of Appropriations

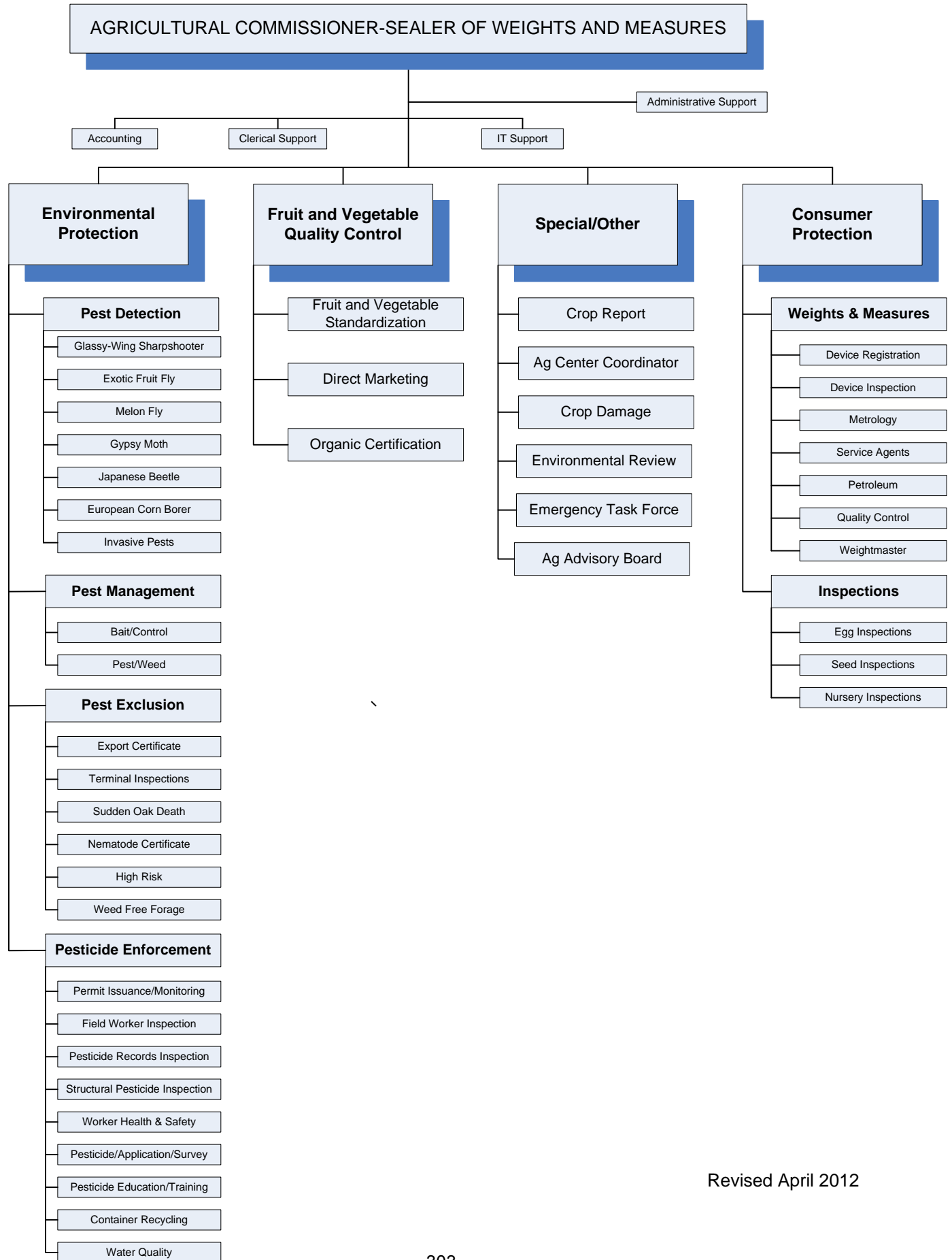




A Strong Agricultural Economy/Heritage

PAGE				Recommended
				2012-2013
AGRICULTURAL COMMISSIONER				\$3,893,210
	Fund	Org		
305	0100	0010100	Agricultural Commissioner	\$3,893,210
COOPERATIVE EXTENSION				\$382,284
	Fund	Org		
310	0100	0021100	Cooperative Extension	\$359,962
313	1766	0021401	Farm and Home Advisors Research Trust	\$22,322
TOTAL				\$4,275,494

STANISLAUS COUNTY AGRICULTURAL COMMISSIONER



Revised April 2012



AGRICULTURAL COMMISSIONER
Gary Caseri, Agricultural
Commissioner
and Sealer of Weights and
Measures

BUDGET AT A GLANCE

Gross Costs	\$3,893,210
Total Revenue	\$2,988,490
Fund Balance/Retained Earnings	\$0
Net County Cost	\$904,720
Total Recommended Staffing	35
% Funded by Local Discretionary Funds	23.2%

MISSION STATEMENT

The mission of the Agricultural Commissioner’s Office is to “Support and Protect the Well-being of Agriculture, Business and the Community.”

ACCOMPLISHMENTS AND OBJECTIVES

The Accomplishments and Objectives for the Agricultural Commissioner for the 2012-2013 Budget Year include:

FISCAL YEAR 2011-2012 ACCOMPLISHMENTS	BUDGET YEAR 2012-2013 OBJECTIVES
<ul style="list-style-type: none"> ◆ Enhanced Detection Trapping Electronic Records. ◆ Implemented new State-wide pesticide permitting software with Geographic Information System (GIS) capability. ◆ Completed Homeland Security funded Animal Disease Response Plans and presented to County and Industry stakeholders. ◆ Assumed responsibility for State operated Red Imported Fire Ant (RIFA) program and continued monitoring survey and achieved eradication. 	<ul style="list-style-type: none"> ◆ Maintain invasive pest detection program in consideration of reduced State funding. ◆ Initiate a grower based pesticide spray safe outreach program. ◆ Partner with grower coalition to assist with a best management practices approach to address water quality exceedences.

STANISLAUS COUNTY, CALIFORNIA
Budget Year 2012-2013



PUBLIC RESOURCES
Protection Inspection

AGRICULTURAL COMMISSIONER

Budget Unit 0100 0010100
 General Fund

SERVICES PROVIDED

The Agricultural Commissioner's Office oversees the use of pesticides applied in the production and storage of agricultural crops as well as performs inspections to ensure that equity prevails in the marketplace. Services include: plant product export certification for shippers, preventing the introduction or spread of harmful insects, weeds, plant diseases and other pests; conducting surveys for infestations of pests and carrying out pest eradication programs; ensuring that quality and/or labeling requirements are met for fruits and vegetables, eggs, nursery stock, petroleum products and packaged goods; monitoring the accuracy of advertised pricing at the retail level; and testing the accuracy of weighing and measuring devices used in commercial trade.

Agricultural Commissioner				
Classification	2010-2011 Actual	2011-2012 Adopted Budget	2012-2013 Requested Proposed Budget	2012-2013 Recommended Proposed Budget
Taxes	\$0	\$0	\$0	\$0
Licenses, Permits, Franchises	\$412,718	\$401,700	\$412,000	\$412,000
Fines, Forfeitures, Penalties	\$0	\$0	\$0	\$0
Revenue from use of Assets	\$6,399	\$5,000	\$6,000	\$6,000
Intergovernmental Revenue	\$2,197,569	\$2,039,642	\$1,912,826	\$1,912,826
Charges for Service	\$736,342	\$682,961	\$657,664	\$657,664
Miscellaneous Revenue	\$150	\$0	\$0	\$0
Other Financing Sources	\$653	\$0	\$0	\$0
Total Revenue	\$3,353,831	\$3,129,303	\$2,988,490	\$2,988,490
Salaries and Benefits	\$3,176,884	\$3,021,616	\$3,066,287	\$3,066,287
Services and Supplies	\$264,658	\$418,187	\$314,244	\$314,244
Other Charges	\$232,951	\$312,890	\$363,902	\$363,902
Fixed Assets				
Buildings & Improvements	\$0	\$54,000	\$0	\$0
Equipment	\$34,805	\$55,000	\$50,000	\$50,000
Other Financing Uses	\$79,071	\$0	\$0	\$0
Equity	\$0	\$0	\$0	\$0
Intrafund	\$229,064	\$154,260	\$98,777	\$98,777
Contingencies	\$0	\$0	\$0	\$0
Gross Costs	\$4,017,433	\$4,015,953	\$3,893,210	\$3,893,210
Fund Balance	\$0	\$0	\$0	\$0
Net County Cost	\$663,602	\$886,650	\$904,720	\$904,720

PROGRAM DISCUSSION

At the proposed level of funding, the Department, through the use of a substantial portion of its Net County Cost savings from prior years, will be able to maintain the current level of service provided to the community during Budget Year 2012-2013.

The Department received a large unanticipated increase in the revenue from the Pesticide Mill Tax in Fiscal Year 2011-2012. This increase, combined with the salary savings from positions that opened up during that fiscal year, are expected to result in the Department being able to generate an estimated General Fund Net County Cost savings of \$38,830 from Fiscal Year 2011-2012. This will be added to the \$459,096 from Fiscal Year 2009-2010 and the \$396,736 from Fiscal Year 2010-2011 previously carried forward for a total of \$894,662. As addressed below, \$400,000 of this Net County Cost will be required to balance the Agricultural Commissioner's Fiscal Year 2012-2013 budget.

Because of the reduction in or the elimination of a number of Federal and State contracts, the Agricultural Commissioner is budgeting \$140,813 less revenue in Budget Year 2012-2013. The contract for Cantaloupe Surveillance has been eliminated and the contracts for Light Brown Apple Moth trapping, High Risk Pest Exclusion, Glassy-Winged Sharpshooter trapping, Sudden Oak Death monitoring, and Pesticide Application Reporting have all been reduced.

In response to the loss of revenue and increases in salaries, retirement, utilities, and fuel, the Department will reduce the budget for Fixed Assets by \$59,000 and the budget for Services and Supplies by \$103,943. Even with this adjustment, the Department will still be required to use \$400,000 of its Net County Cost savings in the Budget Year 2012-2013.

The Department is reducing expenses in various cost categories and only budgeting for its most critical operational needs. As such, it is budgeting \$50,000 in Fixed Assets to replace one vehicle and install a security system for the Agricultural Commissioner's Office in Budget Year 2012-2013. The Department will replace a sedan that has over 100,000 miles and consistently requires maintenance with a pickup truck similar to the model used by inspectors. The security system improvements are specific to the Agricultural Commissioner's Office portion of the building.

Eight of the County's twelve labor organizations have agreed on a permanent 6% salary deduction to be effective July 1, 2012. The County is currently in negotiations with the remaining four labor groups. 27 positions in this budget are represented by one of these four groups. The estimated cost of not having these agreements in place for this budget with these groups represents an increase in cost over 2011-2012 salary costs of \$88,383, which is the equivalent of one full-time position. In the absence of these Agreements, any reductions-in-force would likely occur as part of the Final Budget.

STAFFING IMPACTS

The Department is requesting to unfund one vacant Agricultural/Weights & Measures Inspector III position due to loss in revenues.

Total current authorized positions—36

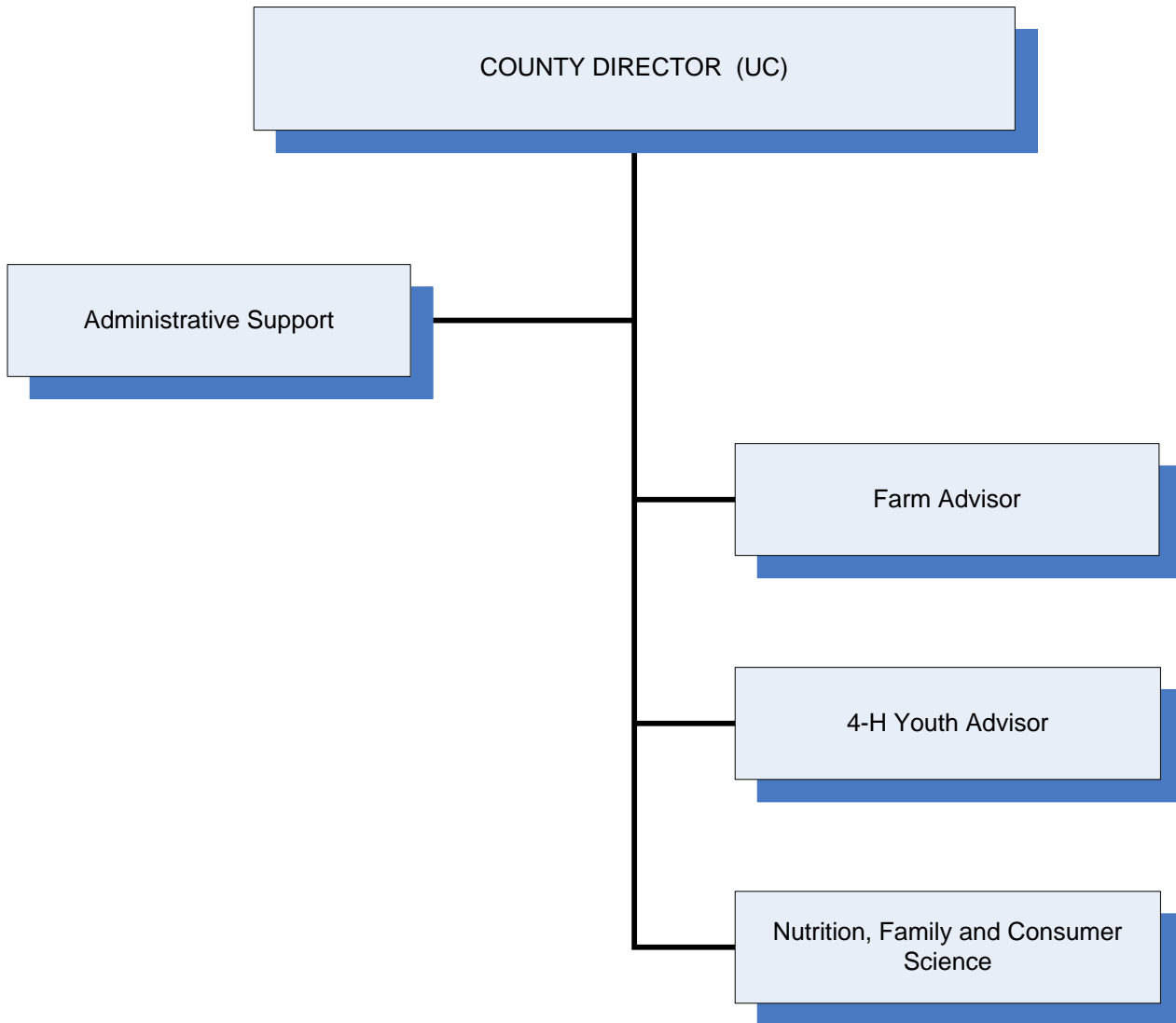
It is recommended to unfund one vacant Agricultural/Weights & Measures Inspector III position.

Total recommended authorized positions—35

RECOMMENDED PROPOSED BUDGET

It is recommended that a budget of \$3,893,210 be approved for the Agricultural Commissioner as an interim spending plan until the Final Budget is adopted. This budget is funded from \$2,988,490 in estimated department revenue and a \$904,720 contribution from the General Fund. The Department will return as part of the Final Budget to request the additional use of approximately \$400,000 of prior year General Fund Net County Cost savings to fully fund the projected 2012-2013 budget. This department will be negatively impacted by the lack of labor agreements and will need to address priority programs/services, staffing and the use of fund balance savings in the Final Budget.

STANISLAUS COUNTY COOPERATIVE EXTENSION



Revised April 2006

STANISLAUS COUNTY, CALIFORNIA
Budget Year 2012-2013
PUBLIC RESOURCES
Agricultural Education



**UNIVERSITY OF CALIFORNIA
 COOPERATIVE EXTENSION
 Roger Duncan, UC Cooperative
 Extension County Director
 and Farm Advisor**

BUDGET AT A GLANCE	
Gross Costs	\$382,284
Total Revenue	\$7,100
Fund Balance/Retained Earnings	\$22,322
Net County Cost	\$352,862
Total Recommended Staffing	3
% Funded by Local Discretionary Funds	92.3%

MISSION STATEMENT

To develop and deliver research-based information to the people of Stanislaus County in the areas of agriculture and natural resources, 4-H youth development and nutrition, and family and consumer sciences which supports the continued economic viability of the agricultural industry, a safe and reliable food supply, clean air and water and healthy communities.

ACCOMPLISHMENTS AND OBJECTIVES

University of California (UC) Cooperative Extension will continue to focus on identifying current or new unsolved agriculture industry problems, as well as research and education programs that emphasize economic and environmental improvement. These priorities are important in UC Cooperative Extension programs that seek to ensure the viability and sustainability of the County's agriculture.

The Accomplishments and Objectives for the 2012-2013 Budget Year include:

FISCAL YEAR 2011-2012 ACCOMPLISHMENTS	BUDGET YEAR 2012-2013 OBJECTIVES
Implemented many research and education programs, including: <ul style="list-style-type: none"> ◆ Determining the biology and management of spotted wing drosophila, an invasive pest threatening the local cherry industry (\$128,431 USDA grant); ◆ Development of a mechanical blossom thinner to reduce labor costs and sustain profitability in the struggling canning peach industry; ◆ Development of a website and nitrogen management software for dairy producers to manage dairy manure lagoon water applications to crop land to minimize nitrate leaching into groundwater and abide by regulations; ◆ Integrated weed management for improved rangeland management; ◆ Held over 36 workshops, training sessions and seminars to extend research-based information in agricultural clientele; 	<ul style="list-style-type: none"> ◆ Continue to develop local, research-based information and extend it to the residents of Stanislaus County. ◆ Continue to conduct a nutrition education program for low income residents of Stanislaus County, both independently and in cooperation with the Community Services Agency. ◆ Continue to coordinate the Stanislaus County 4-H program.

FISCAL YEAR 2011-2012 ACCOMPLISHMENTS	BUDGET YEAR 2012-2013 OBJECTIVES
<ul style="list-style-type: none"> ◆ Managed a nutrition education program focusing on childhood obesity, food security and youth science literacy; and ◆ Coordinated the Stanislaus County 4-H youth development program with approximately 1,500 youth participants – the second largest program in California. 	

BUDGETS WITHIN THE UNIVERSITY OF CALIFORNIA COOPERATIVE EXTENSION INCLUDE:

- ◆ University of California Cooperative Extension
- ◆ UC Cooperative Extension Farm and Home Advisors Research Trust

STANISLAUS COUNTY, CALIFORNIA

Budget Year 2012-2013

PUBLIC RESOURCES

Agricultural Education



UNIVERSITY OF CALIFORNIA COOPERATIVE EXTENSION

Budget Unit 0100 0021100

General Fund

SERVICES PROVIDED

The University of California (UC) Cooperative Extension in Stanislaus County is part of a statewide system of off-campus education, based on a three-way partnership among the County Board of Supervisors, the University of California and the United States Department of Agriculture. UC Cooperative Extension brings the resources of the University of California to Stanislaus County residents. The University of California Cooperative Extension conducts applied research and education programs tailored to the needs of Stanislaus County. Programs are conducted in the areas of agriculture and natural resources, 4-H youth development and nutrition, family and consumer sciences. Most of the agricultural research is conducted in local field trials with local producers and growers. The information is delivered to clientele via classroom and in-field workshops, seminars, web sites, publications, telephone calls, office visits, on-farm consultations, email, television and radio programs, newsletters and articles written for newspapers and magazines.

The University of California provides funding for twelve UC Cooperative Extension employees (seven advisors and five paraprofessionals) conducting programs in the Stanislaus County UC Cooperative Extension Office. Six advisors are responsible for programs in Agriculture and Natural Resources, and one advisor and five paraprofessionals conduct programs in the human resources area (4-H Youth Development and Nutrition, Family and Consumer Sciences). The advisors support most of their own applied research and educational projects with extramural funds provided by a variety of grants from other agencies, grower associations, foundations, and private donors. Grant funds are used to purchase computers, lab supplies, field supplies, specialized equipment, and other items critical to conducting research. Stanislaus County provides funding for the Department's operational expenses, including support staff that work with the UC Cooperative Extension advisors and paraprofessionals in program delivery.

Cooperative Extension				
Classification	2010-2011 Actual	2011-2012 Adopted Budget	2012-2013 Requested Proposed Budget	2012-2013 Recommended Proposed Budget
Taxes	\$0	\$0	\$0	\$0
Licenses, Permits, Franchises	\$0	\$0	\$0	\$0
Fines, Forfeitures, Penalties	\$0	\$0	\$0	\$0
Revenue from use of Assets	\$0	\$0	\$0	\$0
Intergovernmental Revenue	\$0	\$0	\$0	\$0
Charges for Service	\$2,827	\$0	\$0	\$0
Miscellaneous Revenue	\$5,072	\$8,080	\$7,100	\$7,100
Other Financing Sources	\$425	\$0	\$0	\$0
Total Revenue	\$8,324	\$8,080	\$7,100	\$7,100
Salaries and Benefits	\$225,040	\$213,724	\$216,471	\$216,471
Services and Supplies	\$4,135	\$13,241	\$13,241	\$13,241
Other Charges	\$23,273	\$29,550	\$130,250	\$130,250
Fixed Assets	\$0	\$0	\$0	\$0
Other Financing Uses	\$5,703	\$0	\$0	\$0
Equity	\$0	\$0	\$0	\$0
Intrafund	\$99,150	\$101,709	\$0	\$0
Contingencies	\$0	\$0	\$0	\$0
Gross Costs	\$357,301	\$358,224	\$359,962	\$359,962
Fund Balance	\$0	\$0	\$0	\$0
Net County Cost	\$348,977	\$350,144	\$352,862	\$352,862

PROGRAM DISCUSSION

At the proposed level of funding, the Department can maintain the current level of service for one more year. UC Cooperative Extension is running at a structural deficit which will be covered in Budget Year 2012-2013 by utilizing General Fund Net County Cost savings carried from the previous years. For Budget Year 2012-2013, although funding levels in comparison to the Adopted Budget from the prior year are comparable, several critical accounts will be reduced from the prior year Legal Budget. The proposed level of funding for the Department is not sustainable without the use of prior year savings. Previous budget cuts have reduced staffing by approximately 40%, seriously impacting UC Cooperative Extension's ability to carry out its mission.

Eight of the County's twelve labor organizations have agreed on a permanent 6% salary deduction to be effective July 1, 2012. The County is currently in negotiations with the remaining four labor groups. 2 positions in this budget are represented by one of these four groups. The estimated cost of not having these agreements in place for this budget with these groups represents an increase in cost over 2011-2012 salary costs of \$5,000, which is the equivalent of no full-time positions. In the absence of these Agreements, any reductions-in-force would likely occur as part of the Final Budget.

STAFFING IMPACTS

Total current authorized positions—3

There are no recommended changes to the current level of staffing.

Total recommended authorized positions— 3

RECOMMENDED PROPOSED BUDGET

It is recommended that a budget of \$359,962 be approved for the Cooperative Extension as an interim spending plan until the Final Budget is adopted. This budget is funded from \$7,100 in estimated department revenue and a \$352,862 contribution from the General Fund. The Department will return as part of the Final Budget to request the additional use of approximately \$39,414 of prior year General

Fund Net County Cost savings to fully fund the projected 2012-2013 budget. This department will be negatively impacted by the lack of labor agreements and will need to address priority programs/services, staffing and the use of the fund balance savings in the Final Budget.

STANISLAUS COUNTY, CALIFORNIA
Budget Year 2012-2013
PUBLIC RESOURCES
Agricultural Education



UC COOPERATIVE EXTENSION—FARM AND HOME ADVISORS RESEARCH TRUST

Budget Unit 1766 0021401
 Special Revenue Fund

SERVICES PROVIDED

The Farm and Home Advisors Research Trust Fund provides support to UC Cooperative Extension's efforts to provide programs in agriculture and natural resources, 4-H youth development and nutrition, family and consumer sciences, and community resource development.

CASH/FUND BALANCE

As of July 1, 2012, the projected cash balance is estimated to be a positive \$63,667 compared to the July 1, 2011 positive balance of \$57,987. The fund balance in this budget is \$65,410 and is consistent with the cash balance. \$22,322 of the fund balance will be used to assist in balancing the 2012-2013 Proposed Budget.

Cooperative Extension - Farm & Home Advisors Res				
Classification	2010-2011 Actual	2011-2012 Adopted Budget	2012-2013 Requested Proposed Budget	2012-2013 Recommended Proposed Budget
Taxes	\$0	\$0	\$0	\$0
Licenses, Permits, Franchises	\$0	\$0	\$0	\$0
Fines, Forfeitures, Penalties	\$0	\$0	\$0	\$0
Revenue from use of Assets	\$0	\$0	\$0	\$0
Intergovernmental Revenue	\$0	\$0	\$0	\$0
Charges for Service	\$0	\$0	\$0	\$0
Miscellaneous Revenue	\$0	\$0	\$0	\$0
Other Financing Sources	\$0	\$0	\$0	\$0
Total Revenue	\$0	\$0	\$0	\$0
Salaries and Benefits	\$0	\$0	\$0	\$0
Services and Supplies	(\$17)	\$20,173	\$22,322	\$22,322
Other Charges	\$0	\$0	\$0	\$0
Fixed Assets	\$0	\$0	\$0	\$0
Other Financing Uses	\$0	\$0	\$0	\$0
Equity	\$0	\$0	\$0	\$0
Intrafund	\$0	\$0	\$0	\$0
Contingencies	\$0	\$0	\$0	\$0
Gross Costs	(\$17)	\$20,173	\$22,322	\$22,322
Fund Balance	(\$17)	\$20,173	\$22,322	\$22,322
Net County Cost	\$0	\$0	\$0	\$0

PROGRAM DISCUSSION

The Farm and Home Advisors Research Trust is used to fund specific applied research and education projects within each advisor's expert subject matter area. Historically, Cooperative Extension has budgeted the full amount of available departmental fund balance for use. Like last fiscal year, the

Department has worked with the farm advisors to project anticipated expenditures as reflected in this year's budget submission.

STAFFING IMPACTS

Total current authorized positions—0

RECOMMENDED PROPOSED BUDGET

It is recommended that a budget of \$22,322 be approved for the UC Cooperative Extension Farm and Home Advisors Research Trust Fund. This budget is funded from \$22,322 in departmental fund balance.



A Well Planned Infrastructure System

Environmental Resources
Parks and Recreation
Planning and Community Development
Public Works

A Well Planned Infrastructure System

A well planned infrastructure system is essential to the quality of life for the residents of Stanislaus County and to the maintenance and expansion of a robust economy. A clean water source is imperative for sustaining agricultural and industrial economies as well as the natural environment. Improving water quality and availability and promoting effective liquid and solid waste disposal will improve



not only the quality of life for residents, but also protect natural resources. Developing a regional approach to transportation circulation will help improve residents' ability to navigate through the community and support the movement of goods and services.

- ◆ The Department of Environmental Resources strives to improve the quality of life for the community through education, investigation and inspection services in Hazardous Materials, Solid Waste Management, Landfill Operations, Environmental Health and Milk and Dairy;
- ◆ The Parks and Recreation Department acquires, develops, and maintains recreation areas serving every segment of society, including the disabled and the economically disadvantaged, in ways that will provide the best possible experience for people to enjoy the outdoors at the most reasonable cost;
- ◆ The Planning and Community Development Department provides information and assistance to the general public on land use issues, administers building permit services, and provides administrative assistance to the Stanislaus County Successor and Successor Housing Agencies (of the former Stanislaus County Redevelopment Agency); and
- ◆ The Public Works Department provides regional transportation planning, construction and management of roads and bridges, and operation of inter-city transit services.

BUDGET YEAR 2012-2013 ISSUES

The Department of Environmental Resources will continue to provide for mandated education, investigation and inspection services for programs. The Department of Parks and Recreation will continue to maintain the identified parks and facilities at the current level of service. Re-evaluating priorities and adjusting the workforce to the priorities

identified will result in the continued ability to efficiently carry out our mission and provide basic levels of services at all general funded neighborhood parks, cemeteries, bridges, County Centers and office buildings, Woodward Reservoir and Modesto Reservoir Regional Parks.

The Planning and Community Development focus for the upcoming budget year is on maintaining core services while fulfilling all State and Federal mandated requirements relating to land use activities, building codes, special revenue grants, and the administration of the Stanislaus County Successor and Successor Housing Agencies (of the former Stanislaus County Redevelopment Agency). As part of the Proposed Budget, the Planning Department is requesting approval to modify public operating hours (phones and counters) from 8:00 a.m. – 5:00 p.m. to 8:30 a.m. – 4:30p.m. The current staffing levels make it difficult to maintain adequate phone and counter coverage, while still providing staff with the necessary time to complete other daily work assignments and providing core services.

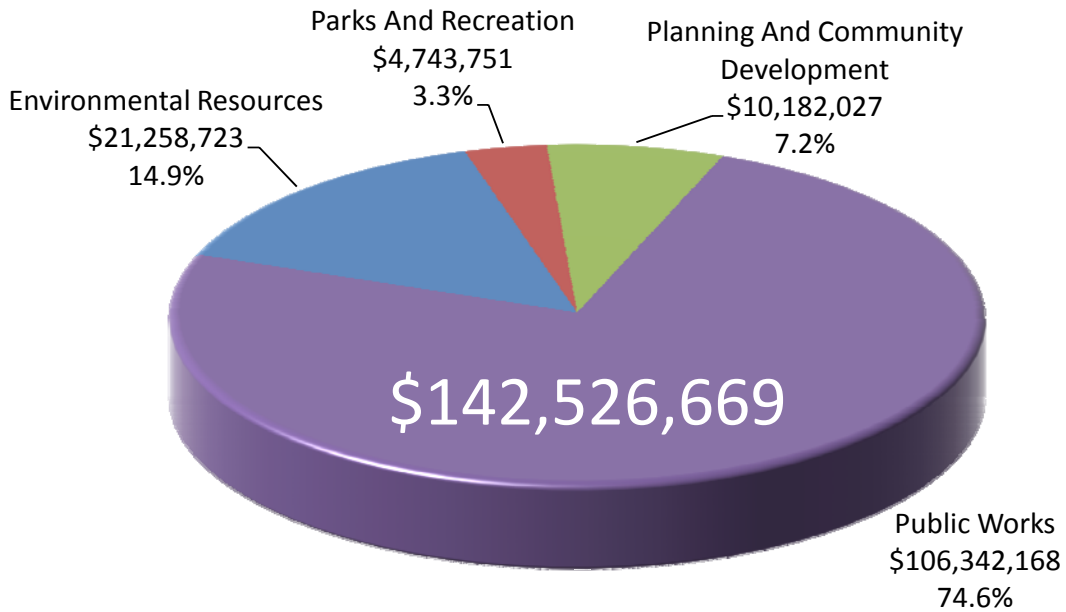
The Department of Public Works, funded through Federal, State and local transportation funding sources, expects to maintain the County's roadway system in a reasonably safe and cost-effective manner. This includes repairs, improvements, and preventive maintenance performed on an annual basis. Proposition 1B funding was approved by voters in Fiscal Year 2007-2008. The final allotment of these funds was received in Fiscal Year 2011-2012. Proposition 1B funds accounted for approximately 15% of annual revenues. In preparation for the termination of this funding source the Department implemented a 4-year plan to reduce expenditures by 15% over all divisions from the baseline year of 2009-2010. The proposed budget as submitted achieves that goal.

A significant change in the Well Planned Infrastructure System priority area is the reclassification of the Environmental Resources Waste-To-Energy budget. Historically classified as an Enterprise Fund, as part of the Final Budget, the Board adopted the reclassification of this budget to an Agency Fund consistent with Generally Accepted Accounting Principles. Over time, this change will remove the reporting of the Waste-To-Energy budget entirely from the Stanislaus County Budget including associated appropriations and revenue.

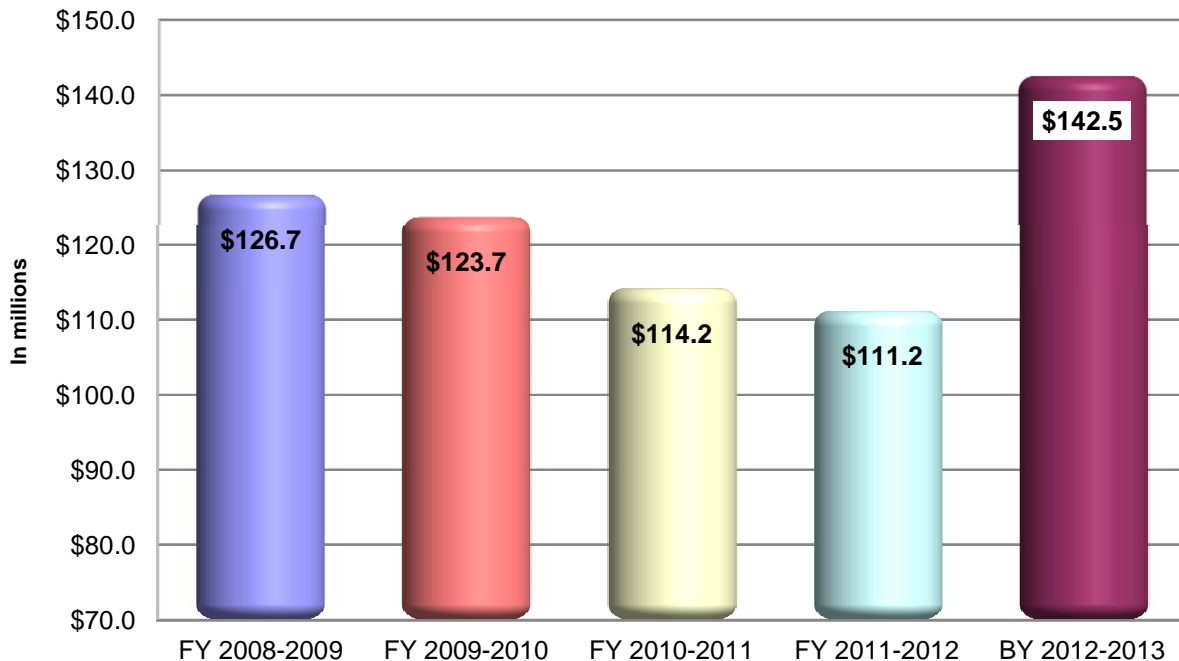


A Well Planned Infrastructure System

Recommended Appropriations Budget Year 2012-2013



Five Year Comparison of Appropriations





A Well Planned Infrastructure System

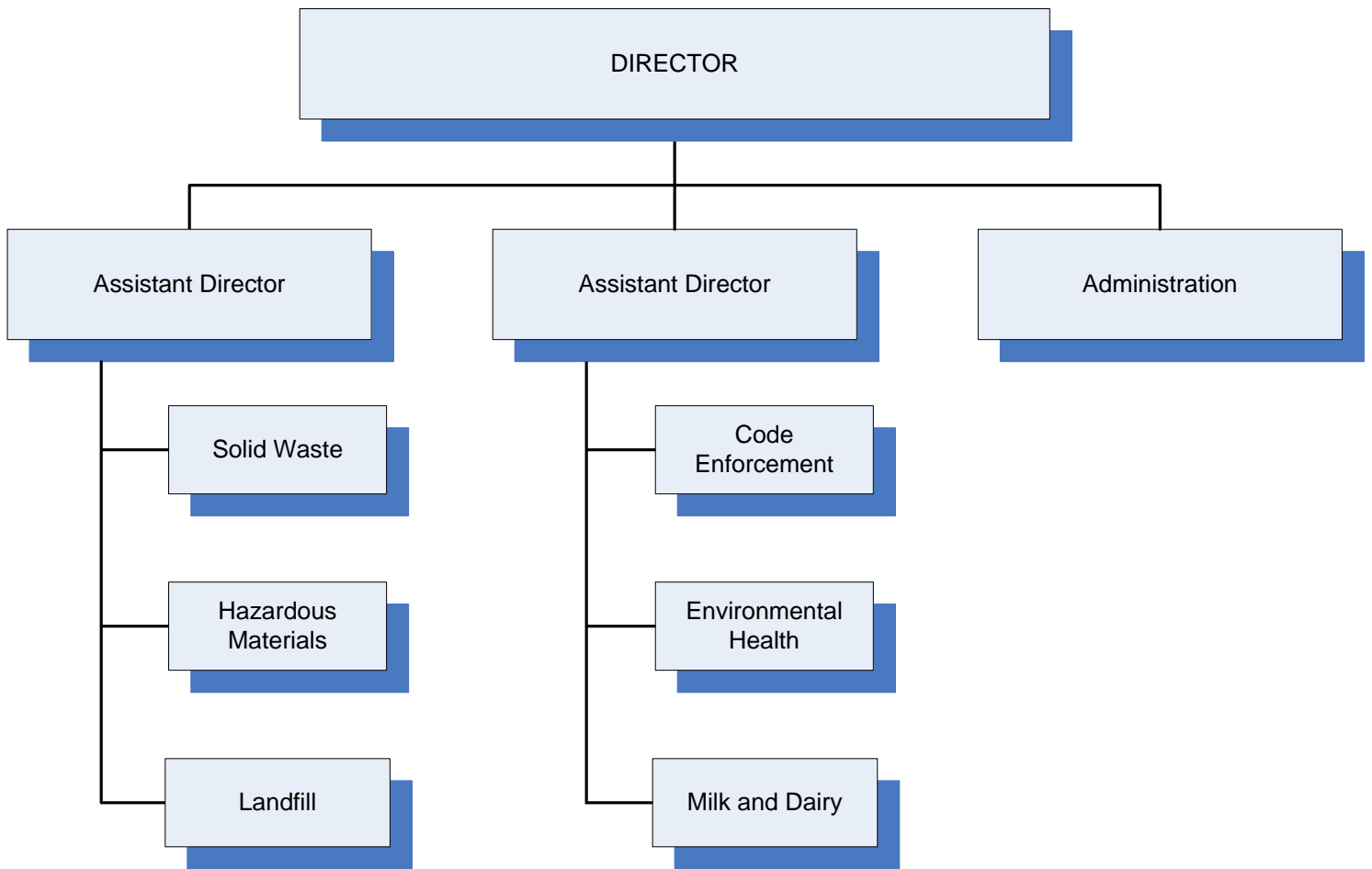
PAGE				Recommended 2012-2013
ENVIRONMENTAL RESOURCES				\$21,258,723
	Fund	Org		
323	1001	0034100	Environmental Resources	\$7,917,725
326	1004	0034204	AB 939 - Source Reduction and Recycle	\$900,000
329	1014	0034234	Abandoned Vehicles	\$71,401
331	1010	0034211	Beverage Container Recycling	\$29,499
333	1005	0034205	Disclosure Program	\$367,351
335	1015	0034236	E-Waste Collection Facility	\$50,700
337	4021	0041100	Fink Road Landfill	\$8,980,032
339	1011	0034225	Food Processing	\$0
341	4031	0041200	Geer Road Landfill	\$1,530,575
343	1002	0034202	Household Hazardous Waste	\$780,508
345	1009	0034209	Trust Fund	\$53,160
347	1006	0034206	Underground Storage Tank Pilot Program	\$258,970
349	1008	0034208	Used Oil Recycling	\$86,502
351	1003	0034203	Vehicle Registration Fee Surcharge	\$124,300
353	1012	0034200	Waste Tire Enforcement Grant	\$108,000
355	4061	0034810	Waste-to-Energy	\$0
PARKS AND RECREATION				\$4,743,751
	Fund	Org		
360	0100	0035110	Parks and Recreation	\$4,379,069
363	1727	0035452	Fish and Wildlife	\$33,256
365	1728	0035453	Modesto Reservoir Patrol	\$210,000
367	1702	0035451	Off-Highway Vehicle Fund	\$0
369	0100	0035430	Parks Master Plan	\$0
371	1694	0035701	Regional Water Safety Training Center	\$0
373	0100	0035420	Tuolumne River Regional Park	\$121,426
PLANNING AND COMMUNITY DEVELOPMENT				\$10,182,027
	Fund	Org		
378	0100	0025101	Planning and Community Development	\$1,736,249
381	1206	0040400	Building Permits	\$1,626,810
384	1746	0043290	Dangerous Building Abatement	\$85,000
386	179A	0025521	General Plan Maintenance	\$101,000
388	2061	0025700	Redevelopment Agency	\$0
390	2062	0025780	Redevelopment Agency- Housing Set Aside	\$0
392	178D	0025601	Salida Planning Efforts	\$0
394	1717	0025450	Special Revenue Grants	\$6,413,817
397	1250	00134010	Successor Housing Agency	\$219,151



A Well Planned Infrastructure System

PAGE				Recommended 2012-2013
PUBLIC WORKS				\$106,342,168
	Fund	Org		
401	1201	0040001	Administration	\$1,558,008
403	1202	0040249	Engineering	\$3,999,853
406	4001	0041510	Local Transit System	\$7,853,139
409	5121	0042100	Morgan Shop	\$3,681,667
412	1101	0040399	Road and Bridge	\$89,249,501
TOTAL				\$142,526,669

STANISLAUS COUNTY ENVIRONMENTAL RESOURCES



Revised April 2007

**STANISLAUS COUNTY, CALIFORNIA
Budget Year 2012-2013**



**PUBLIC RESOURCES
Other Protection**

**ENVIRONMENTAL RESOURCES
Jami Aggers, Interim Director**

BUDGET AT A GLANCE

Gross Costs	\$21,258,723
Total Revenue	\$17,067,590
Fund Balance/Retained Earnings	<u>\$3,774,875</u>
Net County Cost	\$416,258
Total Recommended Staffing	79
% Funded by Local Discretionary Funds	2.0%

MISSION STATEMENT

The Department of Environmental Resources strives to promote a safe and healthy environment and improve the quality of life in our community through a balance of science, education, partnerships and environmental regulation.

ACCOMPLISHMENTS AND OBJECTIVES

The Accomplishments and Objectives for the Department of Environmental Resources for the 2012-2013 Budget Year include:

FISCAL YEAR 2011-2012 ACCOMPLISHMENTS	BUDGET YEAR 2012-2013 OBJECTIVES
<ul style="list-style-type: none"> ◆ Met or exceeded State and Federal mandates for all programs. ◆ Negotiations for a long-term Agreement with Covanta completed in June 2012 with a new 15-Year Service Agreement. ◆ Successfully transitioned the Illegal Roadside Dumping Program from the Sheriff's Department back to the Landfill Division. ◆ All requirements of the new Greenhouse Gas legislation have been met at both Landfills (Geer Road and Fink Road). ◆ Successfully implemented Above Ground Petroleum Storage Act workshops and inspections. 	<ul style="list-style-type: none"> ◆ Meet or exceed State and Federal mandates for all programs. ◆ Implement State Mandatory Commercial Recycling Program mandated by AB341. ◆ Work collaboratively with respective Building departments to implement Department of Justice's new ADA requirements for Public Swimming pools effective May 15, 2012. ◆ Streamline the food facility inspection process by utilizing personal computer tablets to print official notices and placement of the computer-generated notices online. ◆ Look for additional opportunities, within the Department, to streamline inspections electronically. ◆ Implement State mandated Safe Body Art Act. ◆ Implement California Electronic Reporting System requirements for facilities that store hazardous materials. ◆ Complete all requirements of the Geer Road Landfill Cease & Desist Order, issued in April 2011. ◆ Work cooperatively with the Regional Agency Cities toward the development of Waste Disposal Agreements to assist in future planning efforts.

FISCAL YEAR 2011-2012 ACCOMPLISHMENTS	BUDGET YEAR 2012-2013 OBJECTIVES
	<ul style="list-style-type: none"> ◆ Complete a Request for Proposals process for the environmental monitoring and reporting services for the Fink Road and Geer Road Landfills. ◆ Secure Regional Water Quality Control Board approval to begin waste placement in the Fink Road Landfill, Cell 5.

BUDGETS WITHIN ENVIRONMENTAL RESOURCES INCLUDE:

- ◆ Environmental Resources
- ◆ AB 939/Source Reduction and Recycle
- ◆ Abandoned Vehicle Abatement
- ◆ Beverage Container Recycling
- ◆ Disclosure Program
- ◆ E-Waste Collection Facility
- ◆ Fink Road Landfill
- ◆ Food Processing By-Products
- ◆ Geer Road Landfill
- ◆ Household Hazardous Waste
- ◆ Trust Fund
- ◆ Underground Storage Tank Pilot Program
- ◆ Used Oil Recycling
- ◆ Vehicle Registration Fee Surcharge
- ◆ Waste Tire Enforcement Grant
- ◆ Waste-to-Energy

STANISLAUS COUNTY, CALIFORNIA

Budget Year 2012-2013

PUBLIC RESOURCES

Other Protection



ENVIRONMENTAL RESOURCES

Budget Unit 1001 0034100

Special Revenue Fund

SERVICES PROVIDED

The Department of Environmental Resources (DER) provides for State and local mandated education, investigation, inspection services, and operations in the following programs: Environmental Health; Hazardous Materials; Solid Waste Management; Landfill Operations; and Milk and Dairy. The following are examples of various elements of these programs.

Environmental Health

- ◆ Food Safety – Restaurants, Markets, Bars, School Cafeterias
- ◆ Food Safety – Food Vehicles, Temporary Food Facilities, and Itinerant Swap Meet Stands
- ◆ Recreational Health – Public Swimming Pools and Spas
- ◆ Water Wells and Small Public Water Systems
- ◆ Onsite Wastewater Treatment (Septic and Aerobic Systems) and Pumper Trucks
- ◆ Land Use
- ◆ Employee and Residential Housing
- ◆ Jail Inspections
- ◆ Lead – Elevated Blood Level Complaints
- ◆ Nuisance Abatement
- ◆ Zoning Enforcement
- ◆ Graffiti Abatement
- ◆ Abandoned Vehicle Abatement

Hazardous Materials

- ◆ Business Plans
- ◆ Hazardous Waste Generators
- ◆ Household Hazardous Waste
- ◆ Medical Waste
- ◆ Site Mitigation
- ◆ Above Ground and Underground Storage Tanks
- ◆ Emergency Response
- ◆ Community Preparedness
- ◆ California Accidental Release Prevention
- ◆ Electronic Waste

Solid Waste Management

- ◆ Integrated Waste Management Planning
- ◆ Administration of Refuse Collection Contracts
- ◆ Curbside Recycling and Bulky-Item Collection Program
- ◆ Refuse Ordinance Enforcement
- ◆ Nuisance Abatement
- ◆ Administration of Waste-to-Energy Service Agreement
- ◆ Food Processing By-Products Reuse Program
- ◆ Used Oil Program

- ◆ Recycling Program
- ◆ Waste Tire Enforcement Program
- ◆ Administration of the Recycling Market Development Zone

Landfill Operations

- ◆ Landfill Services for Municipal Solid Waste Disposal for the Communities of Stanislaus County
- ◆ Divert Materials from Disposal Including Electronic Waste (E-Waste), Tires, and Appliances (White Goods)
- ◆ Abatement for Illegal Roadside Dumping
- ◆ Oversight of the County's Closed Geer Road Landfill

Milk and Dairy

- ◆ Permitting, Inspection, and Education Services for Grade A, B Dairies
- ◆ Milk Sampling at Dairies and Retail Markets

CASH/FUND BALANCE

As of July 1, 2012, the projected cash balance is estimated to be a positive \$3,400,000 compared to the July 1, 2011 positive balance of \$3,431,372. The fund balance in this budget is \$3,746,175 and is consistent with the cash balance. While the Department anticipates using fund balance for the next several years in order to lessen the impact of fee increases on businesses while still funding increasing costs, positions will continue to be held vacant where possible to lessen the amount of fund balance required. Fund balance is used to fund the replacement of fixed assets, as well as the cash out liabilities for retirees and employees who leave County service. \$375,199 of the fund balance will be used to assist in balancing the 2012-2013 Proposed Budget.

Environmental Resources				
Classification	2010-2011 Actual	2011-2012 Adopted Budget	2012-2013 Requested Proposed Budget	2012-2013 Recommended Proposed Budget
Taxes	\$0	\$0	\$0	\$0
Licenses, Permits, Franchises	\$0	\$0	\$0	\$0
Fines, Forfeitures, Penalties	\$90,066	\$15,000	\$13,150	\$13,150
Revenue from use of Assets	\$21	\$0	\$25,000	\$25,000
Intergovernmental Revenue	\$334,156	\$598,000	\$602,000	\$602,000
Charges for Service	\$6,374,091	\$5,834,113	\$5,908,118	\$5,908,118
Miscellaneous Revenue	\$20,394	\$0	\$0	\$0
Other Financing Sources	\$667,956	\$583,000	\$578,000	\$578,000
Total Revenue	\$7,486,684	\$7,030,113	\$7,126,268	\$7,126,268
Salaries and Benefits	\$6,242,776	\$6,267,005	\$6,571,485	\$6,571,485
Services and Supplies	\$351,317	\$730,675	\$713,600	\$713,600
Other Charges	\$504,413	\$545,542	\$512,640	\$512,640
Fixed Assets				
Equipment	\$6,071	\$20,000	\$120,000	\$120,000
Other Financing Uses	\$180,729	\$0	\$0	\$0
Equity	\$0	\$0	\$0	\$0
Intrafund	\$0	\$0	\$0	\$0
Contingencies	\$0	\$0	\$0	\$0
Gross Costs	\$7,285,306	\$7,563,222	\$7,917,725	\$7,917,725
Fund Balance	(\$721,701)	\$116,851	\$375,199	\$375,199
Net County Cost	\$520,323	\$416,258	\$416,258	\$416,258

PROGRAM DISCUSSION

At the proposed level of funding, the Department will continue to provide for mandated education, investigation and inspection services for programs. All mandates will be achieved in a manner that protects the health and safety of the citizens of Stanislaus County and the environment.

In early 2011, the Department evaluated priorities and activities that are directly related to the core programs the Department is mandated to perform and review programs that do not have special funding associated with them. As a result, the Department reorganized the Code Enforcement Unit placing the nuisance abatement, zoning enforcement, and graffiti abatement programs under the Environmental Health Division. Effective July 1, 2011, these services continued to be provided; however, the ability for staff to respond to requests for service as quickly as in the past was limited. An analysis of the code enforcement abatements indicated that prior to the reorganization the majority of complaints (75%) were closed within three weeks. After the reorganization, where code enforcement was consolidated with the Environmental Health Division, analysis showed that the majority of complaints (68%) were closed within three weeks.

Beginning July 1, 2011, the Oakdale Bulky Item Drop-off Program was discontinued. Customers have been re-directed to other local facilities and the number of customers and volume of material prior to the closure had significantly diminished over the years because the scope of materials that were accepted was so narrow. There has been minimal concern expressed by the public over the discontinuation of this program.

Eight of the County's twelve labor organizations have agreed on a permanent 6% salary deduction to be effective July 1, 2012. The County is currently in negotiations with the remaining four labor groups. Fifty-three positions in this budget are represented by one of these four groups. The estimated cost of not having these agreements in place for this budget with these groups represents an increase in cost over 2011-2012 salary costs of approximately \$188,548, which is the equivalent of 2.2 full-time positions. In the absence of these Agreements, any reductions-in-force would likely occur as part of the Final Budget.

STAFFING IMPACTS

Total current authorized positions—65

There are no recommended changes to the current level of staffing.

Total recommended authorized positions—65

RECOMMENDED PROPOSED BUDGET

It is recommended that a budget of \$7,917,725 be approved for Environmental Resources as an interim spending plan until the Final Budget is adopted. This budget is funded from \$7,126,268 in estimated departmental revenue, a \$416,258 contribution from the General Fund and \$375,199 in departmental fund balance. This department will be negatively impacted by the lack of labor agreements and will need to address priority programs/services and staffing in the Final Budget.

STANISLAUS COUNTY, CALIFORNIA

Budget Year 2012-2013

PUBLIC RESOURCES

Other Protection



ENVIRONMENTAL RESOURCES—AB939/SOURCE REDUCTION AND RECYCLE

Budget Unit 1004 0034204

Special Revenue Fund

SERVICES PROVIDED

In 1989, California's Integrated Waste Management Act (AB 939) mandated a reduction in waste being disposed of in landfills and established an integrated framework for program implementation, solid waste planning, and solid waste facility and landfill compliance. The AB 939/Source Reduction and Recycle fund is funded through a \$3.00 per ton surcharge on waste disposed at the Waste to Energy Facility. The Department of Environmental Resources provides all reporting required by AB 939 for the County and each of the incorporated cities excluding the City of Modesto. In addition, AB 939 commits Stanislaus County and the participating cities to a list of programs designed to meet the legislation's goals for source reduction, recycling, and education.

CASH/FUND BALANCE

As of July 1, 2012, the projected cash balance is estimated to be zero compared to the July 1, 2011 positive balance of \$96,029. The difference in the cash balance is due to payables that were outstanding on July 1, 2011. Funds are traditionally transferred from this budget to the Environmental Resources main operating budget at the end of the fiscal year for staff costs associated with this budget. The minimal fund balance in this budget will be decreased by year-end, making it consistent with the zero cash balance position.

Environmental Resources - AB 939				
Classification	2010-2011 Actual	2011-2012 Adopted Budget	2012-2013 Requested Proposed Budget	2012-2013 Recommended Proposed Budget
Taxes	\$0	\$0	\$0	\$0
Licenses, Permits, Franchises	\$0	\$0	\$0	\$0
Fines, Forfeitures, Penalties	\$0	\$0	\$0	\$0
Revenue from use of Assets	\$2,150	\$5,000	\$5,000	\$5,000
Intergovernmental Revenue	\$0	\$0	\$0	\$0
Charges for Service	\$753,189	\$895,000	\$895,000	\$895,000
Miscellaneous Revenue	\$0	\$0	\$0	\$0
Other Financing Sources	\$0	\$0	\$0	\$0
Total Revenue	\$755,339	\$900,000	\$900,000	\$900,000
Salaries and Benefits	\$0	\$0	\$0	\$0
Services and Supplies	\$426,153	\$449,500	\$478,500	\$478,500
Other Charges	\$359,070	\$405,500	\$421,500	\$421,500
Fixed Assets				
Equipment	\$0	\$45,000	\$0	\$0
Other Financing Uses	\$0	\$0	\$0	\$0
Equity	\$0	\$0	\$0	\$0
Intrafund	\$0	\$0	\$0	\$0
Contingencies	\$0	\$0	\$0	\$0
Gross Costs	\$785,223	\$900,000	\$900,000	\$900,000
Fund Balance	\$29,884	\$0	\$0	\$0
Net County Cost	\$0	\$0	\$0	\$0

PROGRAM DISCUSSION

At the proposed level of funding, the Department can adequately provide services and perform activities in support of education and outreach to promote source reduction, reuse and recycling. These efforts include recycling and anti-litter programs presented to over 1,200 children through the pre-school, elementary, junior high schools and the County libraries. The Department participates in the Annual Regional Recycling Groups Holiday Recycling Campaign, promoting telephone book recycling and America Recycles Day events throughout the County. The Department also participates in several local annual events such as City of Modesto's Earth Day and City of Riverbank's Beyond Earth Day and City of Turlock's Green Week.

New this year will be the implementation of the Mandatory Commercial Recycling regulation adopted by the State on October 6, 2011, which requires any business that generates 4 cubic yards or more of waste per week and multi-family communities with five or more units, to arrange for recycling services. Program implementation of this unfunded mandate begins July 1, 2012. In Budget Year 2012-2013, the Department is required to provide outreach, education and monitoring of these businesses. Implementation of this State mandated program will result in additional staff costs.

The success of the "Second Chance Week" program that was instituted in October 2007, has led to the Department's sixth "Second Chance Week" event which will be held in October 2012. The program collaborates with local veterinary offices and pet supply stores collecting new and gently used pet supplies which are ultimately donated to the Stanislaus Animal Services Agency and the S.P.C.A. to be reused by adoptees.

The Department will also develop and distribute the 2013 Recycling Calendar which showcases the winners of its Eighth Annual Recycling Poster contest open to kindergarten to eighth grade students in thirty-five Stanislaus County schools.

Confidential paper, non-confidential paper and/or corrugated cardboard are collected on a weekly, bi-monthly, monthly, or as-needed basis by Department staff from thirty-five Stanislaus County agency locations. In the first nine months of this fiscal year, approximately 63 tons of confidential paper, 48

tons of non-confidential paper, and 7 tons of corrugated cardboard were collected. Non-confidential paper and corrugated cardboard are provided as recyclable material for new paper products. Confidential paper destruction occurs at the Stanislaus Resource Recovery Facility to produce usable energy.

The Citizen's Guide to Recycling in Stanislaus County is a comprehensive directory of recycling options, opportunities, guidelines, and programs provided to the residents of Stanislaus County. The Recycling Guide is published in English and Spanish then distributed to the eight cities within the County's Regional Agency, all County libraries, several classrooms including ESL, at numerous public events, and the three transfer stations operating in the County.

Recycling information and resources are constantly updated at the Department's Recycling Web Site. The site includes the Recycling Guide, Recycling Events, Partners in Recycling, Recycling Programs, Frequently Asked Questions and Fun and Informative Links for the general public, children and educators. Contact information for the County's refuse haulers and current transfer station rates are also available.

STAFFING IMPACTS

Total current authorized positions—0

RECOMMENDED PROPOSED BUDGET

It is recommended that a budget of \$900,000 be approved for Environmental Resources – AB 939/Source Reduction and Recycle. This budget is funded from \$900,000 in estimated department revenue.



PUBLIC RESOURCES
Other Protection

ENVIRONMENTAL RESOURCES—ABANDONED VEHICLE ABATEMENT

Budget Unit 1014 0034234
Special Revenue Fund

SERVICES PROVIDED

The Abandoned Vehicle Abatement (AVA) Program responds to abandoned vehicle complaints on both public and private property resulting in the removal of many abandoned vehicles in the unincorporated areas of the County each year.

CASH/FUND BALANCE

As of July 1, 2012, the projected cash balance is estimated to be a positive \$66,933 compared to the July 1, 2011 positive balance of \$114,807. The fund balance in this budget will be decreased by year-end to make it consistent with the cash balance and reducing its July 1, 2011 fund balance of \$111,763. \$11,401 of the fund balance will be used to assist in balancing the 2012-2013 Proposed Budget. The AVA Program is funded by a DMV service fee that is maintained by the Stanislaus Council of Governments (StanCOG) and distributed to all participating agencies.

Environmental Resources - Abandoned Vehicles				
Classification	2010-2011 Actual	2011-2012 Adopted Budget	2012-2013 Requested Proposed Budget	2012-2013 Recommended Proposed Budget
Taxes	\$0	\$0	\$0	\$0
Licenses, Permits, Franchises	\$0	\$0	\$0	\$0
Fines, Forfeitures, Penalties	\$0	\$0	\$0	\$0
Revenue from use of Assets	\$0	\$0	\$0	\$0
Intergovernmental Revenue	\$92,016	\$80,000	\$60,000	\$60,000
Charges for Service	\$200	\$0	\$0	\$0
Miscellaneous Revenue	\$0	\$0	\$0	\$0
Other Financing Sources	\$0	\$0	\$0	\$0
Total Revenue	\$92,216	\$80,000	\$60,000	\$60,000
Salaries and Benefits	\$75,781	\$0	\$0	\$0
Services and Supplies	\$1,090	\$13,360	\$7,400	\$7,400
Other Charges	\$28,079	\$66,640	\$64,001	\$64,001
Fixed Assets	\$0	\$0	\$0	\$0
Other Financing Uses	\$1,810	\$0	\$0	\$0
Equity	\$0	\$0	\$0	\$0
Intrafund	\$0	\$0	\$0	\$0
Contingencies	\$0	\$0	\$0	\$0
Gross Costs	\$106,760	\$80,000	\$71,401	\$71,401
Fund Balance	(\$4,875)	\$0	\$11,401	\$11,401
Net County Cost	\$19,419	\$0	\$0	\$0

PROGRAM DISCUSSION

At the proposed level of funding, it is anticipated the Department can maintain the current level of response to abandoned vehicle complaints on both public and private property. The abandoned vehicle abatement program consists of investigating matters involving vehicles which are classified as a public

nuisance, abandoned, wrecked, dismantled and inoperable and their proper disposal following existing County code.

STAFFING IMPACTS

Total current authorized positions—0

RECOMMENDED PROPOSED BUDGET

It is recommended that a budget of \$71,401 be approved for Environmental Resources – Abandoned Vehicle Abatement. This budget is funded from \$60,000 in estimated department revenue and \$11,401 in departmental fund balance.

STANISLAUS COUNTY, CALIFORNIA
Budget Year 2012-2013
PUBLIC RESOURCES
Other Protection



ENVIRONMENTAL RESOURCES—BEVERAGE CONTAINER RECYCLING

Budget Unit 1010 0034211
Special Revenue Fund

SERVICES PROVIDED

This program promotes source reduction, reuse and recycling of beverage containers, and provides public education specific to beverage container recycling. In the 1980's, Assembly Bill 2020 (AB 2020), more commonly known as the "Bottle Bill," was enacted. It was this legislation that created the point-of-purchase surcharge on most bottled beverages, such as soda pop, bottled water, wine coolers, beer, etc. Amendments to AB 2020 were made in 1999 prior to the "sunset" of the legislation. The most significant change for local government was the return of some of the surcharge monies to the local level for the enhancement of beverage container recycling efforts. More specifically, Section 14581 (a) (4) (A) of the Beverage Container Recycling and Litter Reduction Act was revised to require that \$10.5 million be returned annually to cities and counties on a per capita basis. Jurisdictions can apply for funds either individually or jointly. The goal of the Department's beverage container recycling programs is to reach and maintain an 80 percent recycling rate for all California Refund Value (CRV) beverage containers. Programs implemented by the Department will assist in reaching and maintaining this goal.

CASH/FUND BALANCE

As of July 1, 2012, the projected cash balance is estimated to be a positive \$29,499 compared to \$1 on July 1, 2011. A cash balance is anticipated as the grant funds are received in Fiscal Year 2011-2012 are rolled forward and expensed in Budget Year 2012-2013. The fund balance in this budget will adjust accordingly after the grant is received making it consistent with the cash balance.

Environmental Resources - Beverage Container Rec				
Classification	2010-2011 Actual	2011-2012 Adopted Budget	2012-2013 Requested Proposed Budget	2012-2013 Recommended Proposed Budget
Taxes	\$0	\$0	\$0	\$0
Licenses, Permits, Franchises	\$0	\$0	\$0	\$0
Fines, Forfeitures, Penalties	\$0	\$0	\$0	\$0
Revenue from use of Assets	\$0	\$0	\$0	\$0
Intergovernmental Revenue	\$0	\$29,802	\$29,499	\$29,499
Charges for Service	\$0	\$0	\$0	\$0
Miscellaneous Revenue	\$0	\$0	\$0	\$0
Other Financing Sources	\$0	\$0	\$0	\$0
Total Revenue	\$0	\$29,802	\$29,499	\$29,499
Salaries and Benefits	\$0	\$0	\$0	\$0
Services and Supplies	\$0	\$18,478	\$14,749	\$14,749
Other Charges	\$0	\$11,324	\$14,750	\$14,750
Fixed Assets	\$0	\$0	\$0	\$0
Other Financing Uses	\$0	\$0	\$0	\$0
Equity	\$0	\$0	\$0	\$0
Intrafund	\$0	\$0	\$0	\$0
Contingencies	\$0	\$0	\$0	\$0
Gross Costs	\$0	\$29,802	\$29,499	\$29,499
Fund Balance	\$0	\$0	\$0	\$0
Net County Cost	\$0	\$0	\$0	\$0

PROGRAM DISCUSSION

At the proposed level of funding, the Department can adequately provide services and perform activities associated with this program.

For the period of 2012-2013, these funds will pay for a portion of the costs associated with the implementation of AB 341 Mandatory Commercial Recycling. Anticipated costs include the development, printing, mailing and other distribution of an informational flyer/brochure and questionnaire notifying qualifying businesses of the State law. The questionnaire will provide the Department with recycling information to be used to monitor the program.

The Department will utilize program funds to maintain the level of outreach and education it provides to the residents of Stanislaus County. These efforts include recycling presentations to various civic groups, businesses, classrooms, and maintaining and staffing a booth at public events. A percentage of the City/County Payment Program funds will be used by the Department for staff costs accrued while implementing these programs.

STAFFING IMPACTS

Total current authorized positions—0

RECOMMENDED PROPOSED BUDGET

It is recommended that a budget of \$29,499 be approved for Environmental Resources – Beverage Container Recycling. This budget is funded from \$29,499 in estimated department revenue.

STANISLAUS COUNTY, CALIFORNIA
Budget Year 2012-2013
PUBLIC RESOURCES
Other Protection



ENVIRONMENTAL RESOURCES—DISCLOSURE PROGRAM

Budget Unit 1005 0034205
 Special Revenue Fund

SERVICES PROVIDED

The Disclosure Program provides for the State mandated inspection, enforcement and reporting required for businesses that store hazardous materials. Each applicable business must complete and submit a Business Plan to the Department and certify an annual inventory of chemicals they store onsite. Emergency response personnel are provided access to this information and it is continuously updated. These plans are an important tool for the protection of public health and the environment.

CASH/FUND BALANCE

As of July 1, 2012, the projected cash balance is estimated to be \$268,314 compared to the July 1, 2011 positive balance of \$301,097. This program is funded through fees to businesses and the fund balance is available to continue the program if resources decline. The fund balance in this budget will be decreased by year-end to make it consistent with the cash balance and reducing it from the July 1, 2011 fund balance of \$309,297. \$32,783 of the fund balance will be used to assist in balancing the 2012-2013 Proposed Budget.

Environmental Resources - Disclosure Program				
Classification	2010-2011 Actual	2011-2012 Adopted Budget	2012-2013 Requested Proposed Budget	2012-2013 Recommended Proposed Budget
Taxes	\$0	\$0	\$0	\$0
Licenses, Permits, Franchises	\$0	\$0	\$0	\$0
Fines, Forfeitures, Penalties	\$0	\$0	\$0	\$0
Revenue from use of Assets	\$2,701	\$0	\$0	\$0
Intergovernmental Revenue	\$0	\$0	\$0	\$0
Charges for Service	\$346,565	\$318,369	\$334,568	\$334,568
Miscellaneous Revenue	\$0	\$0	\$0	\$0
Other Financing Sources	\$0	\$0	\$0	\$0
Total Revenue	\$349,266	\$318,369	\$334,568	\$334,568
Salaries and Benefits	\$0	\$0	\$0	\$0
Services and Supplies	\$0	\$0	\$0	\$0
Other Charges	\$322,369	\$466,000	\$367,351	\$367,351
Fixed Assets	\$0	\$0	\$0	\$0
Other Financing Uses	\$0	\$0	\$0	\$0
Equity	\$0	\$0	\$0	\$0
Intrafund	\$0	\$0	\$0	\$0
Contingencies	\$0	\$0	\$0	\$0
Gross Costs	\$322,369	\$466,000	\$367,351	\$367,351
Fund Balance	(\$26,897)	\$147,631	\$32,783	\$32,783
Net County Cost	\$0	\$0	\$0	\$0

PROGRAM DISCUSSION

At this level of funding, the Department can maintain a level of service that provides oversight to the disclosure program. This level of service incorporates completing all inspections within mandatory timelines, as well as ensuring all regulated businesses are in compliance with applicable laws.

STAFFING IMPACTS

Total current authorized positions—0

RECOMMENDED PROPOSED BUDGET

It is recommended that a budget of \$367,351 be approved for Environmental Resources – Disclosure Program. This budget is funded from \$334,568 in estimated department revenue and \$32,783 in departmental fund balance.

STANISLAUS COUNTY, CALIFORNIA
Budget Year 2012-2013
PUBLIC RESOURCES
Other Protection



ENVIRONMENTAL RESOURCES—E-WASTE COLLECTION FACILITY

Budget Unit 1015 0034236
 Special Revenue Fund

SERVICES PROVIDED

This Electronic (E-Waste) Collection Facility Program is operated by the Department of Environmental Resources and is available to all the citizens who live within the cities and the unincorporated areas of Stanislaus County. This program provides for the diversion of electronic and universal waste from landfills and roadside dumping through the operation of a permanent E-Waste Collection Facility. Eligible items include most electronics with cords, computer monitors, televisions, microwaves, stereo equipment and household batteries. The E-Waste Collection Facility also accepts fluorescent tubes for disposal. The E-Waste Collection Facility is open throughout the year on Friday and Saturday for homeowners and Wednesday for small businesses to safely dispose of unwanted electronic waste.

CASH/FUND BALANCE

As of July 1, 2012, the projected cash balance is estimated to be zero compared to the July 1, 2011 positive balance of \$17,694. The E-Waste facility is funded through a special recyclables fund and the remaining expenses are funded through the Household Hazardous Waste fund leaving no cash balance. The minimal fund balance in this budget will be decreased by year-end, making it consistent with the zero cash balance position.

Environmental Resources - E-Waste Collection Facility				
Classification	2010-2011 Actual	2011-2012 Adopted Budget	2012-2013 Requested Proposed Budget	2012-2013 Recommended Proposed Budget
Taxes	\$0	\$0	\$0	\$0
Licenses, Permits, Franchises	\$0	\$0	\$0	\$0
Fines, Forfeitures, Penalties	\$0	\$0	\$0	\$0
Revenue from use of Assets	\$0	\$0	\$0	\$0
Intergovernmental Revenue	\$0	\$0	\$0	\$0
Charges for Service	\$33,494	\$28,300	\$50,700	\$50,700
Miscellaneous Revenue	\$0	\$0	\$0	\$0
Other Financing Sources	\$0	\$26,690	\$0	\$0
Total Revenue	\$33,494	\$54,990	\$50,700	\$50,700
Salaries and Benefits	\$0	\$0	\$0	\$0
Services and Supplies	\$13,935	\$20,990	\$18,700	\$18,700
Other Charges	\$30,626	\$34,000	\$32,000	\$32,000
Fixed Assets	\$0	\$0	\$0	\$0
Other Financing Uses	\$0	\$0	\$0	\$0
Equity	\$0	\$0	\$0	\$0
Intrafund	\$0	\$0	\$0	\$0
Contingencies	\$0	\$0	\$0	\$0
Gross Costs	\$44,561	\$54,990	\$50,700	\$50,700
Fund Balance	\$11,067	\$0	\$0	\$0
Net County Cost	\$0	\$0	\$0	\$0

PROGRAM DISCUSSION

Due to ongoing technological advancement, many electronic products become obsolete within a very short period of time, creating a large surplus of unwanted electronic products, or “E-Waste.” Disposing of E-Waste in landfills has the potential to cause severe human and environmental health impacts. To avoid these risks, the Electronic Waste Recycling Act (Senate Bill 50) was signed into law in 2004. Senate Bill 50 established and funded a program for consumers to return, recycle, and ensure safe and environmentally sound disposal of Covered Electronic Devices (CEDs). The Department of Toxic Substance Control (DTSC) has also adopted regulations (Chapter 23 of Title 22 of California Code of Regulations) designating E-Wastes as universal wastes.

At the proposed level of funding, the Department can maintain electronic and universal waste disposal options for small businesses and residents of Stanislaus County.

STAFFING IMPACTS

Total current authorized positions—0

RECOMMENDED PROPOSED BUDGET

It is recommended that a budget of \$50,700 be approved for Environmental Resources – E-Waste Collection Facility. This budget is funded from \$50,700 in estimated department revenue.

STANISLAUS COUNTY, CALIFORNIA
Budget Year 2012-2013



PUBLIC RESOURCES
Public Ways

ENVIRONMENTAL RESOURCES—FINK ROAD LANDFILL

Budget Unit 4021 0041100
 Enterprise Fund

SERVICES PROVIDED

The Fink Road Landfill provides landfill services for Class III municipal solid waste for all of Stanislaus County. Landfill services are also provided for the combustion ash that results from the transformation of municipal solid waste at the adjacent Waste-to-Energy Facility.

CASH/FUND BALANCE

As of July 1, 2012, the projected cash balance is estimated to be a positive \$7,373,704 compared to the July 1, 2011 positive balance of \$6,923,528. The retained earnings in this budget are consistent with the cash balance after final transfers to the post-closure account and accumulated depreciation are posted. \$3,183,032 of retained earnings will be used to assist in balancing the 2012-2013 Proposed Budget.

Environmental Resources - Fink Road Landfill				
Classification	2010-2011 Actual	2011-2012 Adopted Budget	2012-2013 Requested Proposed Budget	2012-2013 Recommended Proposed Budget
Taxes	\$0	\$0	\$0	\$0
Licenses, Permits, Franchises	\$0	\$0	\$0	\$0
Fines, Forfeitures, Penalties	\$0	\$0	\$0	\$0
Revenue from use of Assets	\$844,687	\$741,000	\$360,000	\$360,000
Intergovernmental Revenue	\$0	\$0	\$0	\$0
Charges for Service	\$4,179,813	\$4,947,000	\$5,317,000	\$5,317,000
Miscellaneous Revenue	\$28,633	\$5,000	\$120,000	\$120,000
Other Financing Sources	\$0	\$0	\$0	\$0
Total Revenue	\$5,053,133	\$5,693,000	\$5,797,000	\$5,797,000
Salaries and Benefits	\$1,191,528	\$1,211,906	\$1,283,272	\$1,283,272
Services and Supplies	\$2,398,123	\$3,200,509	\$4,672,625	\$4,672,625
Other Charges	\$1,581,922	\$1,344,244	\$1,384,735	\$1,384,735
Fixed Assets				
Buildings & Improvements	\$0	\$230,000	\$250,000	\$250,000
Equipment	(\$151,229)	\$600,000	\$668,000	\$668,000
Other Financing Uses	\$477,170	\$450,000	\$721,400	\$721,400
Equity	\$0	\$0	\$0	\$0
Intrafund	\$0	\$0	\$0	\$0
Contingencies	\$0	\$0	\$0	\$0
Gross Costs	\$5,497,514	\$7,036,659	\$8,980,032	\$8,980,032
Retained Earnings	\$444,381	\$1,343,659	\$3,183,032	\$3,183,032
Net County Cost	\$0	\$0	\$0	\$0

PROGRAM DISCUSSION

At the proposed level of funding, the Department of Environmental Resources will continue to provide adequate disposal capacity and landfill operations for all of Stanislaus County in compliance with State,

Federal, regional, and local landfill requirements. Specific programs provided within this budget submittal are the following: Class III municipal solid waste disposal, Class II combustion ash disposal, a roadside clean-up program, and a waste management unit closure program. The budget includes resources to meet the State's annual closure/post-closure requirements for both Fink and Geer Road Landfills, the latter of which increased beginning in Fiscal Year 2011-2012 by \$271,400 per year for corrective action. Beginning July 1, 2011, the Department took over the operation of the Illegal Roadside Dumping Program from the Sheriff's Department at 50% of the staffing previously allocated resulting in a reduced level of service. New requirements under the California Global Warming Solutions Act (AB 32) and increased RWQCB fees have increased the cost to this budget beginning in Fiscal Year 2011-2012 by approximately \$40,000 per year. In addition, it is estimated that in Budget Year 2012-2013 the Landfill will be required to upgrade its landfill gas collection system at a cost of roughly \$500,000.

Eight of the County's twelve labor organizations have agreed on a permanent 6% salary deduction to be effective July 1, 2012. The County is currently in negotiations with the remaining four labor groups. Thirteen positions in this budget are represented by one of these four groups. The estimated cost of not having these agreements in place for this budget with these groups represents an increase in cost over 2011-2012 salary costs of approximately \$39,100, which is the equivalent of one full-time position. In the absence of these Agreements, any reductions-in-force would likely occur as part of the Final Budget.

STAFFING IMPACTS

Total current authorized positions—14

There are no recommended changes to the current level of staffing.

Total recommended authorized positions—14

RECOMMENDED PROPOSED BUDGET

It is recommended that a budget of \$8,980,032 be approved for Environmental Resources – Fink Road Landfill as an interim spending plan until the Final Budget is adopted. This budget is funded from \$5,797,000 in estimated department revenue and \$3,183,032 from retained earnings. This department will be negatively impacted by the lack of labor agreements and will need to address priority programs/services, and staffing in the Final Budget.

STANISLAUS COUNTY, CALIFORNIA
Budget Year 2012-2013
PUBLIC RESOURCES
Other Protection



ENVIRONMENTAL RESOURCES—FOOD PROCESSING BY-PRODUCTS

Budget Unit 1011 0034225
 Special Revenue Fund

SERVICES PROVIDED

The Food Processing By-Product Research Program has been used to fund scientific research, supporting a Tentative Resolution with the Central Valley Regional Water Quality Control Board regarding the reuse of food processing by-products on permitted sites within the County. The Food Processing By-Products Research Project was funded through revenue generated from a \$0.10 per ton fee assessed for by-products received at permitted sites.

CASH/FUND BALANCE

This Research Program concluded during Fiscal Year 2010-2011 and remaining funds were refunded to program participants on a pro-rata basis according to the contributions that were made to zero out the fund.

Environmental Resources - Food Processing				
Classification	2010-2011 Actual	2011-2012 Adopted Budget	2012-2013 Requested Proposed Budget	2012-2013 Recommended Proposed Budget
Taxes	\$0	\$0	\$0	\$0
Licenses, Permits, Franchises	\$0	\$0	\$0	\$0
Fines, Forfeitures, Penalties	\$0	\$0	\$0	\$0
Revenue from use of Assets	\$334	\$0	\$0	\$0
Intergovernmental Revenue	\$0	\$0	\$0	\$0
Charges for Service	(\$23,239)	\$0	\$0	\$0
Miscellaneous Revenue	\$0	\$0	\$0	\$0
Other Financing Sources	\$0	\$0	\$0	\$0
Total Revenue	(\$22,905)	\$0	\$0	\$0
Salaries and Benefits	\$0	\$0	\$0	\$0
Services and Supplies	(\$25,909)	\$0	\$0	\$0
Other Charges	\$43,434	\$0	\$0	\$0
Fixed Assets	\$0	\$0	\$0	\$0
Other Financing Uses	\$0	\$0	\$0	\$0
Equity	\$0	\$0	\$0	\$0
Intrafund	\$0	\$0	\$0	\$0
Contingencies	\$0	\$0	\$0	\$0
Gross Costs	\$17,525	\$0	\$0	\$0
Fund Balance	\$40,430	\$0	\$0	\$0
Net County Cost	\$0	\$0	\$0	\$0

PROGRAM DISCUSSION

The Food Processing By-Product Research Program concluded on June 30, 2011. Including it in the 2012-2013 Proposed Budget meets a reporting requirement of the California State Controller's Office.

STAFFING IMPACTS

Total current authorized positions—0

RECOMMENDED PROPOSED BUDGET

There is no Recommended Proposed Budget for Environmental Resources – Food Processing By-Products as the program is no longer active.

STANISLAUS COUNTY, CALIFORNIA
Budget Year 2012-2013
PUBLIC RESOURCES
Public Ways



ENVIRONMENTAL RESOURCES—GEER ROAD LANDFILL

Budget Unit 4031 0041200
 Enterprise Fund

SERVICES PROVIDED

The Geer Road Landfill is no longer an active landfill. The facility stopped accepting waste in 1990 and went through an official closure in accordance with State requirements in 1995. The facility is now in a post-closure monitoring and maintenance mode.

CASH/FUND BALANCE

As of July 1, 2012, the projected cash balance is estimated to be zero compared to the July 1, 2011 positive balance of \$667,314. The retained earnings in this budget are projected to be consistent with the cash balance at year-end. It is not uncommon for retained earnings to be in a negative position throughout the operating year. At the beginning of the fiscal year, funds are transferred from the Post-Closure account to the Geer Road Landfill Operating Fund to cover the estimated expenses for the upcoming year and any deficit from the prior fiscal year. At year end, additional funds are transferred, if necessary, to end the year with no cash balance. The remaining cash balance in the Post-Closure account at the end of Fiscal Year 2010-2011 was \$2,361,363.

Environmental Resources - Geer Road Landfill				
Classification	2010-2011 Actual	2011-2012 Adopted Budget	2012-2013 Requested Proposed Budget	2012-2013 Recommended Proposed Budget
Taxes	\$0	\$0	\$0	\$0
Licenses, Permits, Franchises	\$0	\$0	\$0	\$0
Fines, Forfeitures, Penalties	\$0	\$0	\$0	\$0
Revenue from use of Assets	\$17,728	\$0	\$0	\$0
Intergovernmental Revenue	\$0	\$0	\$0	\$0
Charges for Service	\$0	\$0	\$0	\$0
Miscellaneous Revenue	\$0	\$0	\$0	\$0
Other Financing Sources	\$921,876	\$1,258,612	\$1,530,575	\$1,530,575
Total Revenue	\$939,604	\$1,258,612	\$1,530,575	\$1,530,575
Salaries and Benefits	\$0	\$0	\$0	\$0
Services and Supplies	\$0	\$1,252,910	\$1,410,500	\$1,410,500
Other Charges	\$0	\$105,702	\$120,075	\$120,075
Fixed Assets	\$0	\$0	\$0	\$0
Other Financing Uses	\$0	\$0	\$0	\$0
Equity	\$0	\$0	\$0	\$0
Intrafund	\$0	\$0	\$0	\$0
Contingencies	\$0	\$0	\$0	\$0
Gross Costs	\$0	\$1,358,612	\$1,530,575	\$1,530,575
Retained Earnings	(\$939,604)	\$100,000	\$0	\$0
Net County Cost	\$0	\$0	\$0	\$0

PROGRAM DISCUSSION

At the proposed level of funding, the Department of Environmental Resources will continue to provide the required post-closure maintenance and monitoring. Included in the post-closure program are a groundwater protection program, a surface water protection program, underground gas control systems, and a groundwater extraction and treatment system. Beginning with Fiscal Year 2011-2012, the Department's costs for ongoing post-closure programs at this site have increased significantly as the result of being issued a Cease and Desist Order by the Regional Water Quality Control Board (RWQCB). As such, post-closure funds have significantly declined and may be nearly exhausted by Budget Year 2013-2014. Prior to this time, Stanislaus County and the site's co-owner, the City of Modesto, will need to identify additional funding in order to meet State-mandated requirements. New requirements under the California Global Warming Solutions Act (AB 32) and increased RWQCB fees have increased the cost to this budget unit beginning in Fiscal Year 2011-2012 by approximately \$40,000 per year.

STAFFING IMPACTS

Total current authorized positions— 0

RECOMMENDED PROPOSED BUDGET

It is recommended that a budget of \$1,530,575 be approved for Environmental Resources – Geer Road Landfill. This budget is funded from \$1,530,575 in estimated department revenue.

STANISLAUS COUNTY, CALIFORNIA
Budget Year 2012-2013
PUBLIC RESOURCES
Other Protection



ENVIRONMENTAL RESOURCES—HOUSEHOLD HAZARDOUS WASTE

Budget Unit 1002 0034202
 Special Revenue Fund

SERVICES PROVIDED

The Household Hazardous Waste Program is operated by the Department of Environmental Resources and is available to all the citizens who live within the cities and the unincorporated areas of Stanislaus County. This program provides for the diversion of household hazardous waste from sewer systems, landfills, and roadside dumping through the operation of a permanent household hazardous waste facility and mobile collection events. The permanent household hazardous collection facility is open throughout the year on Wednesday, Friday and Saturday for homeowners and approved Conditionally Exempt Small Quantity Generators (CESQG) to safely dispose of unwanted hazardous waste.

CASH/FUND BALANCE

As of July 1, 2012, the projected cash balance is estimated to be a positive \$240,235 compared to the July 1, 2011 positive balance of \$234,735. This fund balance in this budget is \$221,128 and is consistent with the cash balance.

Environmental Resources - Household Hazardous Waste				
Classification	2010-2011 Actual	2011-2012 Adopted Budget	2012-2013 Requested Proposed Budget	2012-2013 Recommended Proposed Budget
Taxes	\$0	\$0	\$0	\$0
Licenses, Permits, Franchises	\$0	\$0	\$0	\$0
Fines, Forfeitures, Penalties	\$0	\$0	\$0	\$0
Revenue from use of Assets	\$2,983	\$0	\$0	\$0
Intergovernmental Revenue	\$104	\$0	\$0	\$0
Charges for Service	\$769,242	\$765,000	\$779,238	\$779,238
Miscellaneous Revenue	\$2,028	\$1,000	\$1,270	\$1,270
Other Financing Sources	\$0	\$0	\$0	\$0
Total Revenue	\$774,357	\$766,000	\$780,508	\$780,508
Salaries and Benefits	\$0	\$0	\$0	\$0
Services and Supplies	\$203,475	\$303,807	\$302,316	\$302,316
Other Charges	\$430,862	\$435,503	\$478,192	\$478,192
Fixed Assets	\$0	\$0	\$0	\$0
Other Financing Uses	\$0	\$26,690	\$0	\$0
Equity	\$0	\$0	\$0	\$0
Intrafund	\$0	\$0	\$0	\$0
Contingencies	\$0	\$0	\$0	\$0
Gross Costs	\$634,337	\$766,000	\$780,508	\$780,508
Fund Balance	(\$140,020)	\$0	\$0	\$0
Net County Cost	\$0	\$0	\$0	\$0

PROGRAM DISCUSSION

At the proposed level of funding, the Department can maintain hazardous waste disposal options to County residents and Conditionally Exempt Small Quantity generators.

Many common household products are hazardous. If these products are handled or disposed of incorrectly, they can pose a threat to human health, animals and the environment. When these products are discarded, they become "household hazardous waste." In California, it is illegal to dispose of household hazardous waste in the trash, down the drain, or by abandonment. Household hazardous waste needs to be disposed of through a Household Hazardous Waste Program. At the proposed level of funding, the Department can maintain a level of service that provides oversight to the Household Waste Collection Program.

STAFFING IMPACTS

Total current authorized positions—0

RECOMMENDED PROPOSED BUDGET

It is recommended that a budget of \$780,508 be approved for Environmental Resources – Household Hazardous Waste. This budget is funded from \$780,508 in estimated department revenue.

STANISLAUS COUNTY, CALIFORNIA
Budget Year 2012-2013
PUBLIC RESOURCES
Other Protection



ENVIRONMENTAL RESOURCES—TRUST FUND

Budget Unit 1009 0034209
 Special Revenue Fund

SERVICES PROVIDED

This Stanislaus County Environmental Resources Trust Fund provides critical grant funding for environmental enforcement and/or the enhancement of the environment within the County of Stanislaus. All public agencies and non-profit organizations are eligible for the grants.

CASH/FUND BALANCE

As of July 1, 2012, the projected cash balance is estimated to be a positive \$53,160 compared to the July 1, 2011 positive balance of \$52,867. The fund balance in this budget is consistent with the cash balance. All available fund balance will be used to assist in balancing the 2012-2013 Proposed Budget.

Environmental Resources - Trust Fund				
Classification	2010-2011 Actual	2011-2012 Adopted Budget	2012-2013 Requested Proposed Budget	2012-2013 Recommended Proposed Budget
Taxes	\$0	\$0	\$0	\$0
Licenses, Permits, Franchises	\$0	\$0	\$0	\$0
Fines, Forfeitures, Penalties	(\$40,000)	\$0	\$0	\$0
Revenue from use of Assets	\$444	\$0	\$0	\$0
Intergovernmental Revenue	\$0	\$0	\$0	\$0
Charges for Service	\$0	\$0	\$0	\$0
Miscellaneous Revenue	\$0	\$0	\$0	\$0
Other Financing Sources	\$0	\$0	\$0	\$0
Total Revenue	(\$39,556)	\$0	\$0	\$0
Salaries and Benefits	\$0	\$0	\$0	\$0
Services and Supplies	\$0	\$52,623	\$53,160	\$53,160
Other Charges	\$3	\$0	\$0	\$0
Fixed Assets	\$0	\$0	\$0	\$0
Other Financing Uses	\$0	\$0	\$0	\$0
Equity	\$0	\$0	\$0	\$0
Intrafund	\$0	\$0	\$0	\$0
Contingencies	\$0	\$0	\$0	\$0
Gross Costs	\$3	\$52,623	\$53,160	\$53,160
Fund Balance	\$39,559	\$52,623	\$53,160	\$53,160
Net County Cost	\$0	\$0	\$0	\$0

PROGRAM DISCUSSION

At the proposed level of funding, the Department of Environmental Resources will continue to support efforts that will benefit the natural environment and resources in Stanislaus County. The Stanislaus County Environmental Trust was created through a final judgment court order for the distribution of collected funds for local environmental law enforcement and to support efforts that will benefit the natural environment and resources in Stanislaus County. In Fiscal Year 2011-2012, the trust fund did

not award any grants due to the low fund balance. This restricted the nature of the proposals that could be accepted.

STAFFING IMPACTS

Total current authorized positions—0

RECOMMENDED PROPOSED BUDGET

It is recommended that a budget of \$53,160 be approved for Environmental Resources – Trust Fund. This budget is funded from \$53,160 in departmental fund balance.

STANISLAUS COUNTY, CALIFORNIA
Budget Year 2012-2013
PUBLIC RESOURCES
Other Protection



ENVIRONMENTAL RESOURCES—UNDERGROUND STORAGE TANK PILOT PROGRAM

Budget Unit 1006 0034206
 Special Revenue Fund

SERVICES PROVIDED

The Underground Storage Tank Pilot Program is responsible for ensuring that all fuel releases from underground storage tanks (UST) are properly cleaned up and do not pose a risk to public health or groundwater. Currently, this program provides mitigation oversight of approximately 63 contaminated UST sites within Stanislaus County. The program provides for investigation and remediation oversight of underground storage tank petroleum release sites.

CASH/FUND BALANCE

As of July 1, 2012, the projected cash balance is estimated to be zero compared to the July 1, 2011 positive balance of \$62,977. The difference in cash balance is due to the timing of payables that were outstanding at year-end. Since the program costs are reimbursed by the State, at year-end the fund balance is projected to be zero down from the July 1, 2011 fund balance of \$117,700 and consistent with the cash balance.

Environmental Resources - Underground Storage Tank				
Classification	2010-2011 Actual	2011-2012 Adopted Budget	2012-2013 Requested Proposed Budget	2012-2013 Recommended Proposed Budget
Taxes	\$0	\$0	\$0	\$0
Licenses, Permits, Franchises	\$0	\$0	\$0	\$0
Fines, Forfeitures, Penalties	\$0	\$0	\$0	\$0
Revenue from use of Assets	\$1,803	\$0	\$0	\$0
Intergovernmental Revenue	\$262,427	\$258,970	\$258,970	\$258,970
Charges for Service	\$0	\$0	\$0	\$0
Miscellaneous Revenue	\$0	\$0	\$0	\$0
Other Financing Sources	\$0	\$0	\$0	\$0
Total Revenue	\$264,230	\$258,970	\$258,970	\$258,970
Salaries and Benefits	\$0	\$0	\$0	\$0
Services and Supplies	\$4,299	\$2,590	\$35,439	\$35,439
Other Charges	\$254,671	\$277,059	\$223,531	\$223,531
Fixed Assets	\$0	\$0	\$0	\$0
Other Financing Uses	\$0	\$0	\$0	\$0
Equity	\$0	\$0	\$0	\$0
Intrafund	\$0	\$0	\$0	\$0
Contingencies	\$0	\$0	\$0	\$0
Gross Costs	\$258,970	\$279,649	\$258,970	\$258,970
Fund Balance	(\$5,260)	\$20,679	\$0	\$0
Net County Cost	\$0	\$0	\$0	\$0

PROGRAM DISCUSSION

At the proposed level of funding, the Department can maintain a level of service that staff review contaminated sites within the local oversight program at a minimum of twice a year. Sites that pose a more serious threat to public health and groundwater will receive minimum quarterly review. Case reviews by staff include data analysis of submitted reports and preparing regulatory guidance letters for additional work as necessary. This level of service allows the Department to continue to operate the program in a manner that protects public health and groundwater resources.

STAFFING IMPACTS

Total current authorized positions—0

RECOMMENDED PROPOSED BUDGET

It is recommended that a budget of \$258,970 be approved for Environmental Resources – Underground Storage Tank Pilot Program. This budget is funded from \$258,970 in estimated department revenue.

STANISLAUS COUNTY, CALIFORNIA
Budget Year 2012-2013
PUBLIC RESOURCES
Other Protection



ENVIRONMENTAL RESOURCES—USED OIL RECYCLING

Budget Unit 1008 0034208
 Special Revenue Fund

SERVICES PROVIDED

Oil Payment Program Funds are designated for public education and financial support of used oil and used oil filter recycling-related activities. Waste oil is a hazardous waste and these programs are intended to help prevent the improper release and contamination of soil and/or groundwater.

CASH/FUND BALANCE

As of July 1, 2012, the projected cash balance is estimated to be zero compared to a positive \$77,412 on July 1, 2011. The difference in cash balance is due to the timing of payables that were outstanding at year-end. As of July 1, 2012, the fund balance is projected to be zero down from the July 1, 2011 fund balance of \$117,700 and consistent with the cash balance. Funds are traditionally transferred from the Used Oil Recycling budget to the Environmental Resources main operating budget for associated staffing costs at the close of the fiscal year.

Environmental Resources - Used Oil Recycling				
Classification	2010-2011 Actual	2011-2012 Adopted Budget	2012-2013 Requested Proposed Budget	2012-2013 Recommended Proposed Budget
Taxes	\$0	\$0	\$0	\$0
Licenses, Permits, Franchises	\$0	\$0	\$0	\$0
Fines, Forfeitures, Penalties	\$0	\$0	\$0	\$0
Revenue from use of Assets	\$0	\$0	\$0	\$0
Intergovernmental Revenue	\$171,225	\$146,839	\$86,502	\$86,502
Charges for Service	\$0	\$0	\$0	\$0
Miscellaneous Revenue	\$0	\$0	\$0	\$0
Other Financing Sources	\$0	\$0	\$0	\$0
Total Revenue	\$171,225	\$146,839	\$86,502	\$86,502
Salaries and Benefits	\$0	\$0	\$0	\$0
Services and Supplies	\$45,756	\$91,040	\$53,439	\$53,439
Other Charges	\$108,032	\$55,799	\$33,063	\$33,063
Fixed Assets	\$0	\$0	\$0	\$0
Other Financing Uses	\$0	\$0	\$0	\$0
Equity	\$0	\$0	\$0	\$0
Intrafund	\$0	\$0	\$0	\$0
Contingencies	\$0	\$0	\$0	\$0
Gross Costs	\$153,788	\$146,839	\$86,502	\$86,502
Fund Balance	(\$17,437)	\$0	\$0	\$0
Net County Cost	\$0	\$0	\$0	\$0

PROGRAM DISCUSSION

At the proposed level of funding, the Department can adequately provide services and perform activities associated with this program.

For Budget Year 2012-2013, the twenty-one used oil collection sites will continue to receive a level of support they have come to expect from the Department. This site support consists of several in person visits and supplying appropriate signage and current educational and outreach materials. Of the 21 used oil collection sites, eighteen also collect used oil filters.

Also during Budget Year 2012-2013, The Department will partner for a third year, with the cities of Modesto, Ceres and San Joaquin County in a month long used oil filter exchange event in July. This month long event will involve all of the O'Reilly Auto Part stores and AutoZone locations in the county.

The English as a Second Language (ESL) Used Oil outreach and education program will continue into its sixth year with a minimum of ten classes.

Oil Payment Program funds will continue to support the County's Household Hazardous Waste facility. Program funds will be used to pay expenses incurred for the disposal and hauling of used oil and used oil filters, purchase supplies associated with the handling of used oil and used filters and for any equipment required to manage the collection of used oil and used filters. Program funds are also used to assist in the cost associated with the printing and distribution of the Household Hazardous Waste Disposal Guide which includes a listing of the County's Certified Collection Centers for used oil and used oil filters.

The Department will continue its partnership with the cities of Modesto and Ceres in sponsoring and participating in "Go Green Night" with the Modesto Nuts baseball team at John Thurman field. The participating jurisdictions will have booths providing materials to inform residents on the recycling opportunities in the County for used oil and used oil filters and educate residents on the consequences of improper disposal. Surveys will be conducted at this event to assist the Department in better assessing where additional outreach and education is necessary.

STAFFING IMPACTS

Total current authorized positions—0

RECOMMENDED PROPOSED BUDGET

It is recommended that a budget of \$86,502 be approved for Environmental Resources – Used Oil Recycling. This budget is funded from \$86,502 in estimated department revenue.

STANISLAUS COUNTY, CALIFORNIA
Budget Year 2012-2013



PUBLIC RESOURCES
Other Protection

ENVIRONMENTAL RESOURCES—VEHICLE REGISTRATION FEE SURCHARGE

Budget Unit 1003 0034203
 Special Revenue Fund

SERVICES PROVIDED

The Vehicle Registration Fee Surcharge provides assistance in achieving a reduction in air emissions to improve air quality and protect the health and safety of County residents. Interest earned on the fund balance is the only source of revenue to the Vehicle Registration Fee Surcharge fund.

CASH/FUND BALANCE

As of July 1, 2012, the projected cash balance is estimated to be \$400,000 compared to the July 1, 2011 positive balance of \$448,707. The fund balance in this budget is \$454,105 and will decrease accordingly to be consistent with the cash balance at year-end. The funds can be used to achieve a reduction in air emissions to improve air quality. The Department of Environmental Resources uses these funds to fund the difference between the cost of alternative fuel vehicles and gas vehicles and fund emission upgrades for the Department's on- and off- road vehicles. \$119,300 of the fund balance will be used to assist in balancing the 2012-2013 Proposed Budget.

Environmental Resources - Vehicle Registration Fee				
Classification	2010-2011 Actual	2011-2012 Adopted Budget	2012-2013 Requested Proposed Budget	2012-2013 Recommended Proposed Budget
Taxes	\$0	\$0	\$0	\$0
Licenses, Permits, Franchises	\$0	\$0	\$0	\$0
Fines, Forfeitures, Penalties	\$0	\$0	\$0	\$0
Revenue from use of Assets	\$5,347	\$5,000	\$5,000	\$5,000
Intergovernmental Revenue	\$0	\$0	\$0	\$0
Charges for Service	\$0	\$0	\$0	\$0
Miscellaneous Revenue	\$0	\$0	\$0	\$0
Other Financing Sources	\$0	\$0	\$0	\$0
Total Revenue	\$5,347	\$5,000	\$5,000	\$5,000
Salaries and Benefits	\$0	\$0	\$0	\$0
Services and Supplies	\$0	\$75,000	\$124,300	\$124,300
Other Charges	\$760	\$0	\$0	\$0
Fixed Assets	\$0	\$0	\$0	\$0
Other Financing Uses	\$0	\$0	\$0	\$0
Equity	\$0	\$0	\$0	\$0
Intrafund	\$0	\$0	\$0	\$0
Contingencies	\$0	\$0	\$0	\$0
Gross Costs	\$760	\$75,000	\$124,300	\$124,300
Fund Balance	(\$4,587)	\$70,000	\$119,300	\$119,300
Net County Cost	\$0	\$0	\$0	\$0

PROGRAM DISCUSSION

At the proposed level of funding, the Department will continue to provide services in support of achieving a reduction in air emissions, funding mandated emissions upgrades for Parks and Recreation, Fink Road Landfill, and assist with the purchase of alternative fuel vehicles.

The Department applied for grant funding to repower and retrofit certain equipment in Parks and Recreation and at the Fink Road Landfill. California Air Resources Board has notified the Department that there is some funding available to assist with the upgrades and remaining costs will be covered through these funds.

STAFFING IMPACTS

Total current authorized positions—0

RECOMMENDED PROPOSED BUDGET

It is recommended that a budget of \$124,300 be approved for Environmental Resources – Vehicle Registration Fee Surcharge. This budget is funded from \$5,000 in estimated department revenue and \$119,300 in departmental fund balance.

STANISLAUS COUNTY, CALIFORNIA
Budget Year 2012-2013
PUBLIC RESOURCES
Other Protection



ENVIRONMENTAL RESOURCES—WASTE TIRE ENFORCEMENT GRANT

Budget Unit 1012 0034200
 Special Revenue Fund

SERVICES PROVIDED

The Waste Tire Enforcement Grant is used to conduct inspections, re-inspections, follow-ups, surveillance and enforcement of tire dealers, auto dismantlers, tire haulers, and other points of waste tire generation to ensure compliance with all applicable laws and regulations of these facilities. Waste Tire Enforcement funds are designated for performing initial and follow-up inspections for all waste tire generators, haulers, and waste tire storage facilities for all jurisdictions in Stanislaus County with the exception of the City of Modesto.

CASH/FUND BALANCE

As of July 1, 2012, the projected cash balance is estimated to be zero compared to the July 1, 2011 negative balance of \$42,739 attributed to the timing of receipt of grant funds. Funds are traditionally transferred from the Waste Tire Enforcement budget to Environmental Resources main operating budget at the end of the fiscal year for staff costs associated with this budget. The fund balance in this budget is \$47,250 and will decrease accordingly to be consistent with the cash balance at year-end.

Environmental Resources - Waste Tire Enforcement Grant				
Classification	2010-2011 Actual	2011-2012 Adopted Budget	2012-2013 Requested Proposed Budget	2012-2013 Recommended Proposed Budget
Taxes	\$0	\$0	\$0	\$0
Licenses, Permits, Franchises	\$0	\$0	\$0	\$0
Fines, Forfeitures, Penalties	\$0	\$0	\$0	\$0
Revenue from use of Assets	\$0	\$0	\$0	\$0
Intergovernmental Revenue	\$155,927	\$110,295	\$108,000	\$108,000
Charges for Service	\$0	\$0	\$0	\$0
Miscellaneous Revenue	\$0	\$0	\$0	\$0
Other Financing Sources	\$0	\$0	\$0	\$0
Total Revenue	\$155,927	\$110,295	\$108,000	\$108,000
Salaries and Benefits	\$0	\$0	\$0	\$0
Services and Supplies	\$1,849	\$12,550	\$6,100	\$6,100
Other Charges	\$181,450	\$97,745	\$101,900	\$101,900
Fixed Assets	\$0	\$0	\$0	\$0
Other Financing Uses	\$0	\$0	\$0	\$0
Equity	\$0	\$0	\$0	\$0
Intrafund	\$0	\$0	\$0	\$0
Contingencies	\$0	\$0	\$0	\$0
Gross Costs	\$183,299	\$110,295	\$108,000	\$108,000
Fund Balance	\$27,372	\$0	\$0	\$0
Net County Cost	\$0	\$0	\$0	\$0

PROGRAM DISCUSSION

At the proposed level of funding, the Department can adequately provide services associated with this program.

Through this program, the Department provides inspections, re-inspections, surveillance and enforcement of tire dealers, auto dismantlers, tire haulers and other points of waste tire generation to ensure compliance with all applicable laws and regulations at its facilities. On November 2011, the Department applied for the Waste Tire Enforcement Grant from the California Department of Resources Recycling for Budget Year 2012-2013. The Department anticipates receiving notification of award in the upcoming months.

STAFFING IMPACTS

Total current authorized positions—0

RECOMMENDED PROPOSED BUDGET

It is recommended that a budget of \$108,000 be approved for Environmental Resources – Waste Tire Enforcement Grant. This budget is funded from \$108,000 in estimated department revenue.

STANISLAUS COUNTY, CALIFORNIA
Budget Year 2012-2013



PUBLIC RESOURCES
Other Protection

ENVIRONMENTAL RESOURCES—WASTE-TO-ENERGY

Budget Unit 4061 0034810
 Enterprise Fund

SERVICES PROVIDED

The Waste-To-Energy (WTE) project provides for the transformation of refuse, generated by the County and its nine cities, at the Stanislaus Resource Recovery (WTE) Facility. The facility, operated by Covanta Stanislaus, Inc., transforms waste into energy and recovers metals in an efficient, cost effective, and environmentally sound manner. The facility provides a sound alternative to landfilling one hundred percent of the waste generated, and thus it preserves valuable landfill space.

Environmental Resources - Waste-To-Energy				
Classification	2010-2011 Actual	2011-2012 Adopted Budget	2012-2013 Requested Proposed Budget	2012-2013 Recommended Proposed Budget
Taxes	\$0	\$0	\$0	\$0
Licenses, Permits, Franchises	\$0	\$0	\$0	\$0
Fines, Forfeitures, Penalties	\$0	\$0	\$0	\$0
Revenue from use of Assets	\$176,373	\$149,344	\$0	\$0
Intergovernmental Revenue	\$0	\$0	\$0	\$0
Charges for Service	\$7,030,953	\$6,860,000	\$0	\$0
Miscellaneous Revenue	\$369,498	\$310,000	\$0	\$0
Other Financing Sources	\$0	\$0	\$0	\$0
Total Revenue	\$7,576,824	\$7,319,344	\$0	\$0
Salaries and Benefits	\$0	\$0	\$0	\$0
Services and Supplies	\$9,209,923	\$11,241,364	\$0	\$0
Other Charges	\$1,690,551	\$1,805,774	\$0	\$0
Fixed Assets	\$0	\$0	\$0	\$0
Other Financing Uses	\$0	\$0	\$0	\$0
Equity	\$0	\$0	\$0	\$0
Intrafund	\$0	\$0	\$0	\$0
Contingencies	\$0	\$0	\$0	\$0
Gross Costs	\$10,900,474	\$13,047,138	\$0	\$0
Retained Earnings	\$3,323,650	\$5,727,794	\$0	\$0
Net County Cost	\$0	\$0	\$0	\$0

PROGRAM DISCUSSION

Historically, this budget had been classified as an Enterprise Fund, but starting with Fiscal Year 2011-2012 Final Budget it was determined that due to the nature of Waste-to-Energy operation, the budget should more appropriately be classified as an Agency Fund, a fund type held by the County as an agent for individuals, private organizations, or other governments. Agency Funds are not reported in the County's annual spending plan. The Auditor-Controller will continue to track this Waste-to-Energy Agency Fund, but outside of the County budget process. The recommendation will be over time to remove the reporting of the Waste-To-Energy budget from the County's Budget. As per the State Controller guidelines, inactive budgets however must be included in the annual spending plan over a three-year period before it is completely removed from the County Budget.

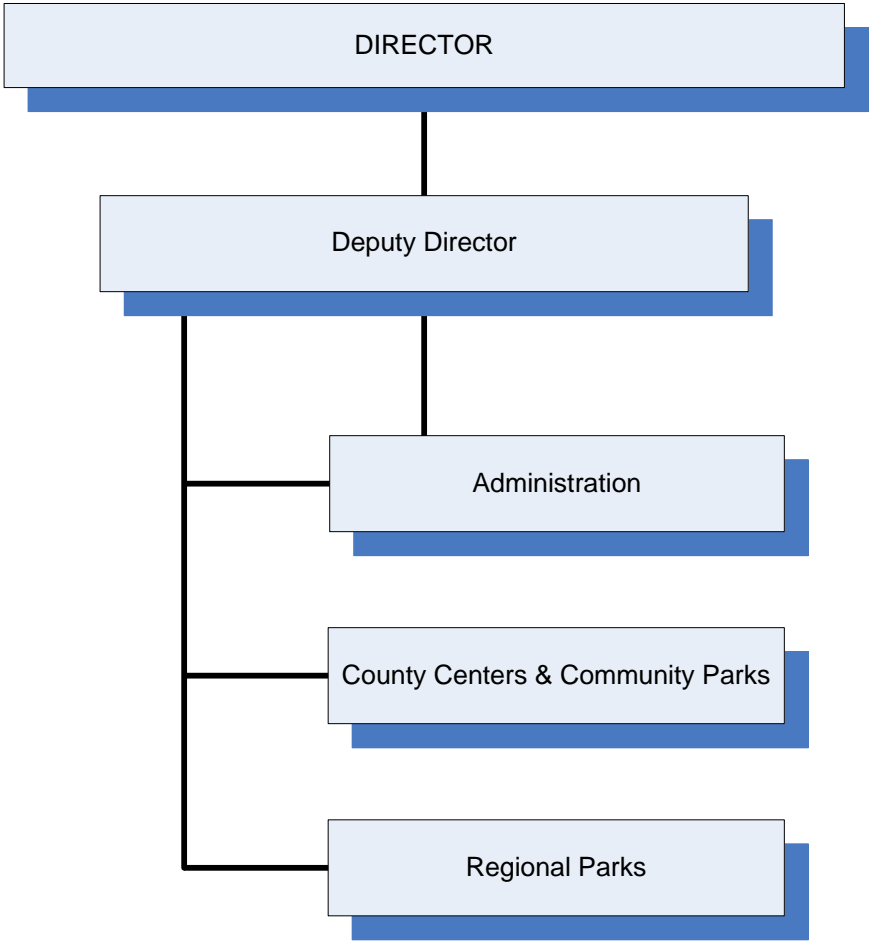
STAFFING IMPACTS

Total current authorized positions—0

RECOMMENDED PROPOSED BUDGET

There is no Recommended Proposed Budget for Environmental Resources – Waste-To-Energy since it is now an Agency Fund accounted for outside of the County Budget.

**STANISLAUS COUNTY
PARKS AND RECREATION**



Revised February 2008

STANISLAUS COUNTY, CALIFORNIA
Budget Year 2012-2013
PUBLIC RESOURCES
Recreation Facilities



PARKS AND RECREATION
Jami Aggers, Interim Director

BUDGET AT A GLANCE

Gross Costs	\$4,743,751
Total Revenue	\$2,938,015
Fund Balance/Retained Earnings	\$220,256
Net County Cost	\$1,585,480
Total Recommended Staffing	20
% Funded by Local Discretionary Funds	33.4%

MISSION STATEMENT

The mission of the Department of Parks and Recreation is to implement the policies established by the Board of Supervisors pertaining to parks, which includes acquiring, developing, and maintaining recreation areas serving every segment of society, including the disabled and economically disadvantaged. It is also to provide the leadership necessary to develop and manage parks and recreation facilities in ways that will provide the best possible experience for people to enjoy the out-of-doors at the most reasonable costs.

ACCOMPLISHMENTS AND OBJECTIVES

The Accomplishments and Objectives for the Department of Parks and Recreation for the 2012-2013 Budget Year include:

FISCAL YEAR 2011-2012 ACCOMPLISHMENTS	BUDGET YEAR 2012-2013 OBJECTIVES
<ul style="list-style-type: none"> ◆ Development and implementation of Woodward Reservoir and Modesto Reservoir Regional Parks Sewer System Management Plans. ◆ Completed Heron Point Boating and Waterways Day Use and Boat Ramp Project. ◆ Completed the Request for Proposal for the Salida wells project that would install the infrastructure at various community parks within County Service Area 10. ◆ Completed approximately \$750,000 of improvements at Woodward Reservoir including fencing, boat docks, electrical upgrades, vaulted restrooms, large dumpsters, and developed camping with picnic tables and fire rings. 	<ul style="list-style-type: none"> ◆ Construction of non-potable wells in various community parks within County Service Area 10 in Salida; ◆ Woodward Reservoir Regional Park Improvements. ◆ Modesto Reservoir Regional Park Improvements. ◆ Laird Park Improvements. ◆ Completion of the Frank Raines Water System Project.

BUDGETS WITHIN THE PARKS AND RECREATION DEPARTMENT INCLUDE:

- ◆ Parks and Recreation
- ◆ Fish and Wildlife
- ◆ Modesto Reservoir Patrol
- ◆ Off-Highway Vehicle Fund
- ◆ Parks Master Plan
- ◆ Regional Water Safety Training Center
- ◆ Tuolumne River Regional Park



PUBLIC RESOURCES
Recreation Facilities

PARKS AND RECREATION

Budget Unit 0100 0035110
General Fund

SERVICES PROVIDED

The Stanislaus County Department of Parks and Recreation maintains five regional parks, fourteen neighborhood parks, ten community parks, two Off-Highway Vehicle parks, four cemeteries, two bridges, La Grange historical areas, five fishing access points along rivers and lakes, one swimming pool, one organized youth camp, and numerous acres of open space and river bottom. These facilities provide a vast array of recreational opportunities including but not limited to: picnicking, sailing and power boating, water skiing, jet skiing, fishing, swimming, camping, hiking, hunting, and horseback and biking trails. In addition, the Department of Parks and Recreation provides landscape/grounds maintenance services and streetscape maintenance for nine county service areas, eight county centers, ten libraries, one landscape maintenance district, and other governmental buildings in the unincorporated areas of the County.

The Department consists of four divisions including Administration, County Centers/Community Parks, Woodward Reservoir and Modesto Reservoir.

Administration implements the functions of finance, human resources, information technology, contract coordination, grant coordination, project management, process improvements, planning, employee support, risk and safety management, partner development and opportunities, and aligning maintenance, operational, and customer needs.

The County Centers/Community Parks Division is responsible for the maintenance and operations of the parks, flood control landscape, and streetscapes within:

- County Service Areas 1, 10, 16, 18, 19, 21, 22, 24, 26, and Del Rio Heights Landscape Assessment District;
- Delta Mendota, Fox Grove, Riverdale and Shiloh Fishing Access Areas;
- Pauper's Cemetery;
- the Regional Water Safety Training Center, Empire; Burbank-Paradise, Empire Community, Empire Tot Lot, Fairview, Leroy F. Fitzsimmons, Mono, Oregon Drive, Hatch, Countrystone, Murphy, Segesta, Wincanton, Sterling Ranch, Hunter's Pointe, Parklawn, Salida, Bonita and United Community and Neighborhood Parks;
- Laird Regional Park;
- and Frank Raines Regional Park including Deer Creek Campgrounds, Deer Creek Day Use & Undeveloped Camping Area, Minnear Day Use Area, and the Off-Highway Vehicle Area.

Additionally, the Community Centers/Community Parks Division is responsible for landscape/grounds maintenance services at the following facilities: County Clerk-Recorder/Elections Building, 801 11th Street Building, Old Scenic Hospital Facility (County Center 2), Learning Institute (County Center 3), Juvenile Probation (County Center 5), ten Libraries, Medical Arts Building, Behavioral Health and Recovery Services facilities including Stanislaus Recovery Center and a portion of County Center 2, 12th Street Garage and offices, Mancini Hall, Coroner's Office, and the Denair Amtrak Station.

The Woodward Reservoir Division is responsible for the maintenance and operations of Woodward Reservoir. The Department of Parks and Recreation has operated recreational facilities at Woodward Reservoir in partnership with South San Joaquin Irrigation District (SSJID) for more than forty years.

This facility encompasses 6,667 acres, including 2,900 acres covered by the reservoir. Additionally, this division is responsible for a small lot within the Knights Ferry area.

The Modesto Reservoir Division is responsible for the maintenance and operations of Modesto Reservoir. The Department of Parks and Recreation has operated recreational facilities at Modesto Reservoir in partnership with Modesto Irrigation District (MID) for more than forty (40) years. This facility covers 5,080 acres, including 2,800 acres covered by the reservoir. Additionally, this division is responsible for the maintenance and operations of the La Grange Regional Park including the Off-Highway Vehicle area; Gold Dredge area; Livery Stables, Jail, School House, and Museum; Joe Domecq Wildlife area; Kiwanis Camp; Basso and Old La Grange Bridge; La Grange Cemetery; Robert's Ferry Cemetery; French Bar Cemetery; Basso Fishing Access area; Turlock State Lake Fishing Access area; and 225 acres of river bottom along the Tuolumne River.

Parks and Recreation				
Classification	2010-2011 Actual	2011-2012 Adopted Budget	2012-2013 Requested Proposed Budget	2012-2013 Recommended Proposed Budget
Taxes	\$0	\$0	\$0	\$0
Licenses, Permits, Franchises	\$0	\$0	\$0	\$0
Fines, Forfeitures, Penalties	\$0	\$0	\$0	\$0
Revenue from use of Assets	\$25,770	\$21,860	\$50,022	\$50,022
Intergovernmental Revenue	\$9,044	\$0	\$8,778	\$8,778
Charges for Service	\$2,570,832	\$2,541,136	\$2,669,900	\$2,669,900
Miscellaneous Revenue	\$61,959	\$49,200	\$18,450	\$18,450
Other Financing Sources	\$350	\$936,000	\$167,865	\$167,865
Total Revenue	\$2,667,955	\$3,548,196	\$2,915,015	\$2,915,015
Salaries and Benefits	\$2,061,703	\$2,023,195	\$2,040,501	\$2,040,501
Services and Supplies	\$933,398	\$1,649,504	\$770,040	\$770,040
Other Charges	\$797,391	\$732,031	\$869,608	\$869,608
Fixed Assets				
Buildings & Improvements	\$0	\$0	\$134,000	\$134,000
Equipment	\$0	\$45,000	\$0	\$0
Other Financing Uses	\$42,826	\$0	\$0	\$0
Equity	\$0	\$0	\$0	\$0
Intrafund	\$463,032	\$550,720	\$564,920	\$564,920
Contingencies	\$0	\$0	\$0	\$0
Gross Costs	\$4,298,350	\$5,000,450	\$4,379,069	\$4,379,069
Fund Balance	\$0	\$0	\$0	\$0
Net County Cost	\$1,630,395	\$1,452,254	\$1,464,054	\$1,464,054

PROGRAM DISCUSSION

At this level of funding, the Department of Parks and Recreation (Parks) will continue to maintain the identified parks and facilities at the current level of service. Re-evaluating priorities and adjusting the workforce to the priorities identified will result in the continued ability to efficiently carry out our mission and provide basic levels of services at all general funded neighborhood parks, cemeteries, bridges, County Centers and office buildings, Woodward Reservoir and Modesto Reservoir Regional Parks.

At this time, Parks and Recreation will continue to fully fund the Sheriff patrols at the 2011-2012 budget level of \$554,960. Through a long-standing partnership with the Sheriff's Department, patrol services are provided to the Regional Park Facilities.

The Department is continuing to partner with the Stanislaus County Police Activities League (SCPAL), reduce expenditures, and increase revenue in order to keep the Regional Water Safety Training Center (pool) open. No additional community donations have been received for the operation and maintenance of the pool; however, the Department has committed to continue operations and maintenance through

July 2013. Additional partnership opportunities continue to be explored with both public and private entities.

The Off-Highway Vehicle Areas at Frank Raines Regional Park and La Grange Regional Park are operated and maintained from a Special Revenue Fund through State grants and park fees. The Department will submit its annual grant applications to the State of California for both facilities by the May 2012 deadline. The Department anticipates being notified of the status of the grants in July 2012. The request to accept awarded grant funding and set up the budget will be submitted to the Board of Supervisors in the fall of 2012.

As a result of General Fund departments retaining 100% of their 2009-2010 and 2010-2011 net county cost savings, the Department estimates to carry over 100% of that amount, \$401,654 for Budget Year 2012-2013. The Department does not have a current estimated amount to carry forward from 2011-2012 due to the fact that revenue can vary significantly due to weather, water level at the reservoirs and visitation levels at the parks. This carry over savings will assist in balancing the Parks and Recreation Recommended Final Budget and avoid reductions-in-force and further reductions in operational capabilities during the 2012-2013 Budget Year.

Eight of the County's twelve labor organizations have agreed on a permanent 6% salary deduction to be effective July 1, 2012. The County is currently in negotiations with the remaining four labor groups. seventeen positions in this budget are represented by one of these four groups. The estimated cost of not having these agreements in place for this budget with these groups represents an increase in cost over 2011-2012 salary costs of approximately \$49,660, which is the equivalent of one full-time position. In the absence of these Agreements, any reductions-in-force would likely occur as part of the Final Budget.

STAFFING IMPACTS

Total current authorized positions—20

There are no recommended changes to the current level of staffing.

Total recommended authorized positions—20

RECOMMENDED PROPOSED BUDGET

It is recommended that a budget of \$4,379,069 be approved for the Department of Parks and Recreation as an interim spending plan until the Final Budget is adopted. This budget is funded from \$2,915,015 in estimated department revenue and a \$1,464,054 contribution from the General Fund. The Department assumed the additional use of approximately \$401,654 of prior year General Fund Net County Cost savings to fully fund the projected 2012-2013 budget. This department will be negatively impacted by the lack of labor agreements and will need to address priority programs/services, staffing and the use of the fund balance savings in the Final Budget.

STANISLAUS COUNTY, CALIFORNIA
Budget Year 2012-2013
PUBLIC RESOURCES
Recreation Facilities



PARKS AND RECREATION—FISH AND WILDLIFE

Budget Unit 1727 0035452
 Special Revenue Fund

SERVICES PROVIDED

Fish and Wildlife assists in achieving the goals of the Fish and Wildlife Committee to provide for educational and recreational opportunities supporting the protection, conservation, propagation, and preservation of fish and wildlife.

CASH/FUND BALANCE

As of July 1, 2012, the projected positive cash balance is estimated to be a positive \$33,256 compared to the July 1, 2011 positive balance of \$35,393. The Fish and Wildlife fund is funded through violations collected by the State Department of Fish and Game. The Fish and Wildlife Commission make recommendations on how these funds are spent annually. The fund balance in this budget is consistent with the cash balance. \$33,256 of the fund balance will be used to assist in balancing the 2012-2013 Proposed Budget.

Parks and Recreation - Fish and Wildlife				
Classification	2010-2011 Actual	2011-2012 Adopted Budget	2012-2013 Requested Proposed Budget	2012-2013 Recommended Proposed Budget
Taxes	\$0	\$0	\$0	\$0
Licenses, Permits, Franchises	\$0	\$0	\$0	\$0
Fines, Forfeitures, Penalties	\$4,376	\$0	\$0	\$0
Revenue from use of Assets	\$0	\$0	\$0	\$0
Intergovernmental Revenue	\$0	\$0	\$0	\$0
Charges for Service	\$0	\$0	\$0	\$0
Miscellaneous Revenue	\$0	\$0	\$0	\$0
Other Financing Sources	\$0	\$0	\$0	\$0
Total Revenue	\$4,376	\$0	\$0	\$0
Salaries and Benefits	\$0	\$0	\$0	\$0
Services and Supplies	\$14,418	\$50,000	\$33,256	\$33,256
Other Charges	\$0	\$0	\$0	\$0
Fixed Assets	\$0	\$0	\$0	\$0
Other Financing Uses	\$0	\$0	\$0	\$0
Equity	\$0	\$0	\$0	\$0
Intrafund	\$0	\$0	\$0	\$0
Contingencies	\$0	\$0	\$0	\$0
Gross Costs	\$14,418	\$50,000	\$33,256	\$33,256
Fund Balance	\$10,042	\$50,000	\$33,256	\$33,256
Net County Cost	\$0	\$0	\$0	\$0

PROGRAM DISCUSSION

At this level of funding, the Department can maintain the current level of assistance to the Fish and Wildlife Commission to help achieve its goals of providing educational and recreational opportunities

that support the protection, conservation, propagation, and preservation of fish and wildlife in Stanislaus County.

The Fish and Wildlife Commission funds fish plantings at both Modesto and Woodward Reservoirs. They have also funded special projects such as the Wood Duck Box Program.

STAFFING IMPACTS

Total current authorized positions—0

RECOMMENDED PROPOSED BUDGET

It is recommended that a budget of \$33,256 be approved for Parks and Recreation – Fish and Wildlife. This budget is funded from \$33,256 in departmental fund balance.

STANISLAUS COUNTY, CALIFORNIA
Budget Year 2012-2013
PUBLIC RESOURCES
Recreation Facilities



PARKS AND RECREATION—MODESTO RESERVOIR PATROL

Budget Unit 1728 0035453
 Special Revenue Fund

SERVICES PROVIDED

Modesto Reservoir Patrol provides for enhanced services to protect the water quality at Modesto Reservoir Regional Park. Modesto Reservoir is operated in partnership with the Modesto Irrigation District's water treatment plant. This program provides for the continuation of enhanced water quality services.

CASH/FUND BALANCE

As of July 1, 2012, the projected cash balance is estimated to be positive \$209,403 compared to the July 1, 2011 positive balance of \$186,404. The Modesto Reservoir Patrol is funded by Modesto Irrigation District to provide enhanced services to protect the water quality at Modesto Reservoir. The fund balance in this budget is consistent with the cash balance. \$187,000 of the fund balance will be used to assist in balancing the 2012-2013 Proposed Budget.

Parks and Recreation - Modesto Reservoir Patrol				
Classification	2010-2011 Actual	2011-2012 Adopted Budget	2012-2013 Requested Proposed Budget	2012-2013 Recommended Proposed Budget
Taxes	\$0	\$0	\$0	\$0
Licenses, Permits, Franchises	\$0	\$0	\$0	\$0
Fines, Forfeitures, Penalties	\$0	\$0	\$0	\$0
Revenue from use of Assets	\$0	\$0	\$0	\$0
Intergovernmental Revenue	\$0	\$0	\$0	\$0
Charges for Service	\$46,000	\$23,000	\$23,000	\$23,000
Miscellaneous Revenue	\$0	\$0	\$0	\$0
Other Financing Sources	\$0	\$0	\$0	\$0
Total Revenue	\$46,000	\$23,000	\$23,000	\$23,000
Salaries and Benefits	\$0	\$0	\$0	\$0
Services and Supplies	\$0	\$0	\$135,000	\$135,000
Other Charges	\$0	\$75,000	\$75,000	\$75,000
Fixed Assets	\$0	\$0	\$0	\$0
Other Financing Uses	\$0	\$0	\$0	\$0
Equity	\$0	\$0	\$0	\$0
Intrafund	\$0	\$0	\$0	\$0
Contingencies	\$0	\$0	\$0	\$0
Gross Costs	\$0	\$75,000	\$210,000	\$210,000
Fund Balance	(\$46,000)	\$52,000	\$187,000	\$187,000
Net County Cost	\$0	\$0	\$0	\$0

PROGRAM DISCUSSION

At this level of funding, the Department will continue to maintain enhanced services to protect the water quality at Modesto Reservoir Regional Park. Enhanced services include additional parks staff, funding

for the Parks Online Reservation System, and updating the Modesto Reservoir Lift Station at the Waste Water Treatment facility.

The Parks Online Reservation System is in process. Hardware has been installed and is in use; however, negotiations with the vendor regarding contract issues have stalled the original implementation date of February 2011. As the negotiations proceed, additional funds may be required to complete the project. This project is anticipated to be completed by the end of the upcoming fiscal year.

STAFFING IMPACTS

Total current authorized positions—0

RECOMMENDED PROPOSED BUDGET

It is recommended that a budget of \$210,000 be approved for Parks and Recreation – Modesto Reservoir Patrol. This budget is funded from \$23,000 in estimated department revenue and \$187,000 in departmental fund balance.

STANISLAUS COUNTY, CALIFORNIA
Budget Year 2012-2013



PUBLIC RESOURCES
Recreation Facilities

PARKS AND RECREATION—OFF-HIGHWAY VEHICLE FUND

Budget Unit 1702 0035451
 Special Revenue Fund

SERVICES PROVIDED

The Off-Highway Vehicle (OHV) Fund provides for the development and activities of off-highway vehicle parks at designated sites in Stanislaus County, including Frank Raines and La Grange Off-Highway Vehicle Parks. The Off-Highway Vehicle Program is funded through reimbursable OHV grants from the State, fees collected through the Department of Motor Vehicles for off-highway park use, and fees for services.

CASH/FUND BALANCE

As of July 1, 2012, the projected cash balance is estimated to be a positive \$43,000 compared to the July 1, 2011 positive balance of \$63,603. A one-time cash balance was transferred to this fund when it was set up originally. This cash balance was to assist the Parks and Recreation Department in the match necessary to secure State grant funds. On-going match is funded through volunteer services, funding provided through other sources, such as Public Facilities Fees, and expenses paid with the revenues received at the OHV facilities. The OHV cash balance will eventually be exhausted. As of July 1, 2012, the projected fund balance is estimated at zero, compared to the July 1, 2011 fund balance of \$280,929. The variance is due to the timing of grant funding receipts from the State.

Parks and Recreation - Off-Highway Vehicle Fund				
Classification	2010-2011 Actual	2011-2012 Adopted Budget	2012-2013 Requested Proposed Budget	2012-2013 Recommended Proposed Budget
Taxes	\$0	\$0	\$0	\$0
Licenses, Permits, Franchises	\$0	\$0	\$0	\$0
Fines, Forfeitures, Penalties	\$0	\$0	\$0	\$0
Revenue from use of Assets	\$1,958	\$0	\$0	\$0
Intergovernmental Revenue	\$507,168	\$0	\$0	\$0
Charges for Service	\$86,414	\$0	\$0	\$0
Miscellaneous Revenue	\$14,749	\$0	\$0	\$0
Other Financing Sources	\$0	\$0	\$0	\$0
Total Revenue	\$610,289	\$0	\$0	\$0
Salaries and Benefits	\$0	\$0	\$0	\$0
Services and Supplies	\$305,389	\$0	\$0	\$0
Other Charges	\$311,456	\$0	\$0	\$0
Fixed Assets				
Buildings & Improvements	\$5,567	\$0	\$0	\$0
Equipment	\$23,321	\$0	\$0	\$0
Other Financing Uses	\$0	\$0	\$0	\$0
Equity	\$0	\$0	\$0	\$0
Intrafund	\$0	\$0	\$0	\$0
Contingencies	\$0	\$0	\$0	\$0
Gross Costs	\$645,733	\$0	\$0	\$0
Fund Balance	\$35,444	\$0	\$0	\$0
Net County Cost	\$0	\$0	\$0	\$0

PROGRAM DISCUSSION

The budget for the Parks and Recreation – Off-Highway Vehicle Fund is not being established at this time. On November 1, 2011, the Board authorized the Director of Parks and Recreation to apply for the State of California Off-Highway Vehicle grant. The grant application will be submitted in May 2012 prior to the deadline. Once notification of grant award is received from the State, anticipated in July 2012, the Department will return to the Board of Supervisors to set up the appropriate budget.

STAFFING IMPACTS

Total current authorized positions—0

RECOMMENDED PROPOSED BUDGET

There is no Recommended Proposed Budget for the Parks and Recreation – Off-Highway Vehicle Fund. This budget will be established after notification of grant funds through a separate recommendation to the Board of Supervisors.

STANISLAUS COUNTY, CALIFORNIA
Budget Year 2012-2013
PUBLIC RESOURCES
Recreation Facilities



PARKS AND RECREATION—PARKS MASTER PLAN

Budget Unit 0100 0035430
 General Fund

SERVICES PROVIDED

The Parks Master Plan budget was established to address deficiencies in neighborhood parks, community parks, fishing accesses, regional parks, cultural historic facilities, and open space areas; recommend infrastructure improvement of existing facilities and parks; provide for the acquisition and development of additional facilities and parks sites; and provide staffing to follow through with the plan.

Parks and Recreation - 20-year Master Plan				
Classification	2010-2011 Actual	2011-2012 Adopted Budget	2012-2013 Requested Proposed Budget	2012-2013 Recommended Proposed Budget
Taxes	\$0	\$0	\$0	\$0
Licenses, Permits, Franchises	\$0	\$0	\$0	\$0
Fines, Forfeitures, Penalties	\$0	\$0	\$0	\$0
Revenue from use of Assets	\$7,510	\$0	\$0	\$0
Intergovernmental Revenue	\$0	\$40,000	\$0	\$0
Charges for Service	\$0	\$0	\$0	\$0
Miscellaneous Revenue	\$0	\$0	\$0	\$0
Other Financing Sources	\$0	\$0	\$0	\$0
Total Revenue	\$7,510	\$40,000	\$0	\$0
Salaries and Benefits	\$0	\$0	\$0	\$0
Services and Supplies	\$0	\$40,000	\$0	\$0
Other Charges	\$0	\$0	\$0	\$0
Fixed Assets	\$0	\$0	\$0	\$0
Other Financing Uses	\$0	\$0	\$0	\$0
Equity	\$0	\$0	\$0	\$0
Intrafund	\$0	\$0	\$0	\$0
Contingencies	\$0	\$0	\$0	\$0
Gross Costs	\$0	\$40,000	\$0	\$0
Fund Balance	\$0	\$0	\$0	\$0
Net County Cost	(\$7,510)	\$0	\$0	\$0

PROGRAM DISCUSSION

On August 13, 2002, the Board approved a joint project agreement with the Salida Union School District which provided for the purchase of property for a park, and the joint use of property and recreational facilities. The property was purchased through the plant acquisition funds during the 2002-2003 Adopted Proposed Budget.

The funds currently sitting in the Parks Master Plan budget were for the master planning of the park. The park project was put on hold and Stanislaus County and Salida Union School District have shared the expenses and revenue of farming the land over the last ten years.

In May 2012, the Department of Parks and Recreation requested that this legal budget be inactivated. Furthermore, the Department requested that the remaining balance of \$455,633 be established as a

General Fund commitment for future Salida Park Design and Development. Moving forward, the minimal expenses and revenue generated through the farming operation will be included in the Parks and Recreation administration budget. The request to establish the General Fund commitment for the Salida Park Joint Facility will be considered as part of the Final Budget.

STAFFING IMPACTS

Total current authorized positions—0

RECOMMENDED PROPOSED BUDGET

There is no Recommended Proposed Budget for the Parks and Recreation – Parks Master Plan as this budget is inactive. This budget will remain in the County budget for three years to comply with State Controller reporting requirements.

STANISLAUS COUNTY, CALIFORNIA
Budget Year 2012-2013
PUBLIC RESOURCES
Recreation Facilities



PARKS AND RECREATION—REGIONAL WATER SAFETY TRAINING CENTER

Budget Unit 1694 0035701
 Special Revenue Fund

SERVICES PROVIDED

The Regional Water Safety Training Center budget provides necessary funding for basic operations and programs at the regional aquatic facility located at Empire Community Park. The Department of Parks and Recreation is responsible for the general maintenance and operation of the facility. Recreational and instructional swim programs are provided through an agreement with the Stanislaus County Police Activities League since the facility opened.

CASH/FUND BALANCE

As of July 1, 2012, the projected cash balance is estimated to be zero compared to the July 1, 2011 positive balance of \$26,346. The fund balance in this budget is consistent with the cash balance. The Regional Water Safety Training Center historically has been funded through community contributions and donations managed through the Friends of the Empire Community Pool. The Department anticipates all funds to be fully exhausted by the end of Fiscal Year 2011-2012. For the upcoming budget year, operational costs for the Regional Water Safety Training Center will be included in the Parks and Recreation administration budget.

Parks and Recreation - Regional Water Safety Training Center				
Classification	2010-2011 Actual	2011-2012 Adopted Budget	2012-2013 Requested Proposed Budget	2012-2013 Recommended Proposed Budget
Taxes	\$0	\$0	\$0	\$0
Licenses, Permits, Franchises	\$0	\$0	\$0	\$0
Fines, Forfeitures, Penalties	\$0	\$0	\$0	\$0
Revenue from use of Assets	\$712	\$0	\$0	\$0
Intergovernmental Revenue	\$0	\$0	\$0	\$0
Charges for Service	\$0	\$0	\$0	\$0
Miscellaneous Revenue	\$0	\$0	\$0	\$0
Other Financing Sources	\$0	\$0	\$0	\$0
Total Revenue	\$712	\$0	\$0	\$0
Salaries and Benefits	\$0	\$0	\$0	\$0
Services and Supplies	\$36,542	\$30,000	\$0	\$0
Other Charges	\$21,797	\$13,000	\$0	\$0
Fixed Assets	\$0	\$0	\$0	\$0
Other Financing Uses	\$0	\$0	\$0	\$0
Equity	\$0	\$0	\$0	\$0
Intrafund	\$0	\$0	\$0	\$0
Contingencies	\$0	\$0	\$0	\$0
Gross Costs	\$58,339	\$43,000	\$0	\$0
Fund Balance	\$57,627	\$43,000	\$0	\$0
Net County Cost	\$0	\$0	\$0	\$0

PROGRAM DISCUSSION

The budget for the Parks and Recreation – Regional Water Safety Training Center is not being established at this time. The cash balance has been depleted and there have been no additional community donations provided for the upcoming budget year. The Department will absorb the cost of operating and maintaining the pool in the Parks and Recreation administration budget. The Stanislaus County Police Activities League will continue providing recreational and instructional activities at the facility through donations, grants, and revenue from entry fees and snack sales. The Department will work with local partners to identify additional public and private funding and resources for this regional water safety facility.

STAFFING IMPACTS

Total current authorized positions—0

RECOMMENDED PROPOSED BUDGET

There is no Recommended Proposed Budget for the Parks and Recreation – Regional Water Safety Training Center. This budget will be adjusted accordingly if additional public and private funding is provided in the upcoming budget year to help offset operating and programming costs.

STANISLAUS COUNTY, CALIFORNIA
Budget Year 2012-2013
PUBLIC RESOURCES
Recreation Facilities



PARKS AND RECREATION—TUOLUMNE RIVER REGIONAL PARK

Budget Unit 0100 0035420
 General Fund

SERVICES PROVIDED

Tuolumne River Regional Park (TRRP) provides for the maintenance and preservation of seven miles of river corridor, while allowing continued development in a manner that creates positive recreational ventures.

The Board of Supervisors, through a Joint Powers Agreement (JPA), partners in the regional park effort with the City of Modesto and the City of Ceres.

Parks and Recreation - TRRP				
Classification	2010-2011 Actual	2011-2012 Adopted Budget	2012-2013 Requested Proposed Budget	2012-2013 Recommended Proposed Budget
Taxes	\$0	\$0	\$0	\$0
Licenses, Permits, Franchises	\$0	\$0	\$0	\$0
Fines, Forfeitures, Penalties	\$0	\$0	\$0	\$0
Revenue from use of Assets	\$0	\$0	\$0	\$0
Intergovernmental Revenue	\$0	\$0	\$0	\$0
Charges for Service	\$0	\$0	\$0	\$0
Miscellaneous Revenue	\$0	\$0	\$0	\$0
Other Financing Sources	\$0	\$0	\$0	\$0
Total Revenue	\$0	\$0	\$0	\$0
Salaries and Benefits	\$0	\$0	\$0	\$0
Services and Supplies	\$173,466	\$121,426	\$121,426	\$121,426
Other Charges	\$0	\$0	\$0	\$0
Fixed Assets	\$0	\$0	\$0	\$0
Other Financing Uses	\$0	\$0	\$0	\$0
Equity	\$0	\$0	\$0	\$0
Intrafund	\$0	\$0	\$0	\$0
Contingencies	\$0	\$0	\$0	\$0
Gross Costs	\$173,466	\$121,426	\$121,426	\$121,426
Fund Balance	\$0	\$0	\$0	\$0
Net County Cost	\$173,466	\$121,426	\$121,426	\$121,426

PROGRAM DISCUSSION

At this level of funding, the budget provides for the continuation of services as expected and agreed upon by the participating cities and County of the Joint Powers Agreement. The Tuolumne River Regional Park budget will provide funding for a contract for park maintenance.

The TRRP Commission approved the contributions for all partner cities for Budget Year 2012-2013 during its May 2, 2012 regular meeting. The total partner contribution per the JPA is \$239,292. The distribution by partner is: \$121,426 for Stanislaus County; \$101,531 for the City of Modesto, and \$16,335 for the City of Ceres.

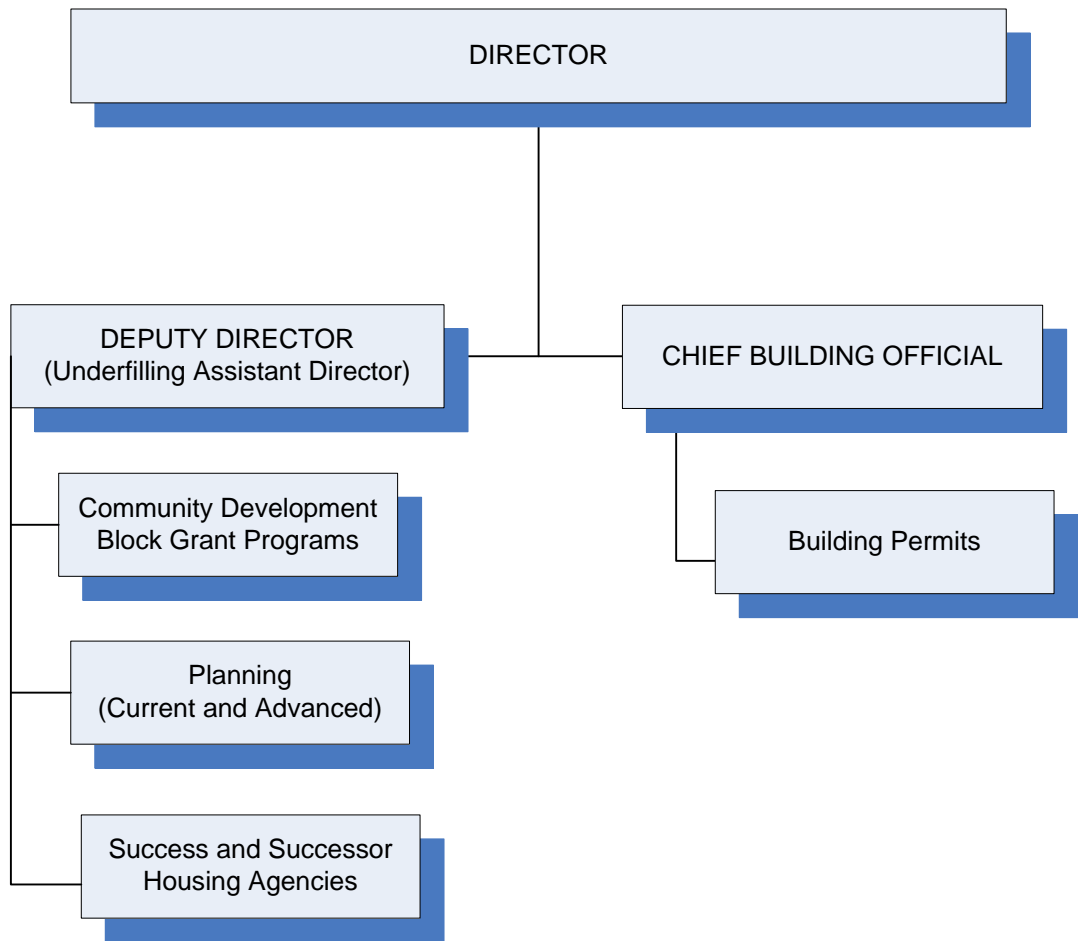
STAFFING IMPACTS

Total current authorized positions—0

RECOMMENDED PROPOSED BUDGET

It is recommended that a budget of \$121,426 be approved for the Parks and Recreation - Tuolumne River Regional Park. This budget is funded from a \$121,426 contribution from the General Fund. This funding is at the same level as the prior year.

**STANISLAUS COUNTY
PLANNING AND COMMUNITY DEVELOPMENT**



Revised April 2012

STANISLAUS COUNTY, CALIFORNIA
Budget Year 2012-2013
PUBLIC RESOURCES
Other Protection



PLANNING AND COMMUNITY DEVELOPMENT
Angela Freitas, Interim Director

BUDGET AT A GLANCE

Gross Costs	\$10,182,027
Total Revenue	\$11,824,444
Fund Balance/Retained Earnings	(\$2,509,912)
Net County Cost	\$867,495
Total Recommended Staffing	29
% Funded by Local Discretionary Funds	8.5%

MISSION STATEMENT

To promote economic development, diversify the County’s agricultural base and provide high quality, streamlined permit processing services for the benefit of all our customers.

ACCOMPLISHMENTS AND OBJECTIVES

The Accomplishments and Objectives for the Department of Planning and Community Development for the 2012-2013 Budget Year include:

FISCAL YEAR 2011-2012 ACCOMPLISHMENTS	BUDGET YEAR 2012-2013 OBJECTIVES
<ul style="list-style-type: none"> ◆ Implemented the transition of the former Redevelopment Agency to Successor and Successor Housing Agencies. ◆ Maintained core functions and a high level of customer service within budget. ◆ Secured and implemented a State Water Board Grant for the planning, design, and engineering of public sewer systems for the Airport and Parklawn Neighborhoods. ◆ As “lead” of the Stanislaus Urban County, maintained effective operations allowing for on-going affordable housing and infrastructure projects authorized under various Federal grants. ◆ Initiated the development implementation of the new permit software package. 	<ul style="list-style-type: none"> ◆ Maintain core functions and a high level of customer service within budget. ◆ Continue the effective implementation of existing State and Federal grants. ◆ Pursue new grants to cover needed infrastructure construction costs. ◆ Implement the day-to-day use of the new permit software package.

BUDGETS WITHIN THE PLANNING AND COMMUNITY DEVELOPMENT DEPARTMENT INCLUDE:

- ◆ Planning and Community Development
- ◆ Building Permits
- ◆ Dangerous Building Abatement
- ◆ General Plan Maintenance
- ◆ Redevelopment Agency
- ◆ Housing Set Aside

- ◆ Salida Planning Efforts
- ◆ Special Revenue Grants
- ◆ Successor Housing Agency

STANISLAUS COUNTY, CALIFORNIA

Budget Year 2012-2013

PUBLIC RESOURCES

Other Protection



PLANNING AND COMMUNITY DEVELOPMENT

Budget Unit 0100 0025101

General Fund

SERVICES PROVIDED

The Department of Planning and Community Development provides information and assistance to customers on a multitude of land use topics. Planning staff responds to an estimated 30,000 phone calls and personal contact visits per year ranging from calls inquiring on the zoning of a particular parcel, to processing building permit and land-use application requests, to providing flood zone information, and to providing housing rehabilitation assistance. The Department is comprised of three divisions: Building Permits, Community Development, and Planning. Knowledge and expertise is provided to the Board of Supervisors, Chief Executive Office, and other County departments (i.e. Public Works, Parks and Recreation, and Environmental Resources) on specific projects for the benefit of the entire County.

The Planning Division is the only division funded by the General Fund within the Department and provides staffing to both the Community Development Division and the Stanislaus County Successor and Successor Housing Agencies (of the former Stanislaus County Redevelopment Agency). An overview of services provided by the Community Development Division, Building Permits Division, and Successor Housing Agency are provided in their respective budget sections.

Planning & Community Development				
Classification	2010-2011 Actual	2011-2012 Adopted Budget	2012-2013 Requested Proposed Budget	2012-2013 Recommended Proposed Budget
Taxes	\$0	\$0	\$0	\$0
Licenses, Permits, Franchises	\$133,359	\$100,000	\$90,000	\$90,000
Fines, Forfeitures, Penalties	\$0	\$0	\$0	\$0
Revenue from use of Assets	\$0	\$0	\$0	\$0
Intergovernmental Revenue	\$0	\$0	\$0	\$0
Charges for Service	\$478,783	\$739,935	\$777,754	\$777,754
Miscellaneous Revenue	\$55	\$0	\$0	\$0
Other Financing Sources	\$5,241	\$2,500	\$1,000	\$1,000
Total Revenue	\$617,438	\$842,435	\$868,754	\$868,754
Salaries and Benefits	\$1,267,862	\$1,679,794	\$1,560,097	\$1,560,097
Services and Supplies	\$39,405	\$86,467	\$76,750	\$76,750
Other Charges	\$42,226	\$60,590	\$99,402	\$99,402
Fixed Assets	\$0	\$0	\$0	\$0
Other Financing Uses	\$39,085	\$0	\$0	\$0
Equity	\$0	\$0	\$0	\$0
Intrafund	\$34,739	\$12,480	\$0	\$0
Contingencies	\$0	\$0	\$0	\$0
Gross Costs	\$1,423,317	\$1,839,331	\$1,736,249	\$1,736,249
Fund Balance	\$0	\$0	\$0	\$0
Net County Cost	\$805,879	\$996,896	\$867,495	\$867,495

PROGRAM DISCUSSION

The Department of Planning and Community Development's focus for the upcoming budget year is on maintaining core services while fulfilling all State and Federal mandated requirements relating to land use activities, building codes, special revenue grants and the administration of the Stanislaus County Successor and Successor Housing Agencies (of the former Stanislaus County Redevelopment Agency).

At this level of funding, it is uncertain if the Department can maintain all of the core functions of the Planning Division. The Department Head position is currently vacant and depending on the decision to fill this position from either the outside or from within the Department could significantly affect the budget. It will be the Division's main priority to focus on land-use and subdivision application processing, local oversight of permitted surface mining operations, implementation of the Williamson Act, and maintenance of the County General Plan in compliance with State mandates and local needs. The Planning Division will continue to diversify staff assignments in order to provide needed administrative services to Department programs with identified non-General Fund resources.

Eight of the County's twelve labor organizations have agreed on a permanent 6% salary deduction to be effective July 1, 2012. The County is currently in negotiations with the remaining four labor groups. Ten positions in this budget are represented by one of these four groups. The estimated cost of not having these agreements in place for this budget with these groups represents an increase in cost over 2011-2012 salary costs of \$41,278, which is the equivalent of one full-time position. In the absence of these Agreements, any reductions-in-force would likely occur as part of the Final Budget.

In all, the budgeted expenses for the Planning Division are expected to exceed the department revenue and General Fund Net County Cost, regardless of a labor agreement being reached or how the Department Head position is filled. The Net County Cost savings from Fiscal Year 2011-2012 of \$104,000 will allow the Department to lessen the structural operational deficit. The Department anticipates a need for a reduction-in-force plan for the upcoming budget year and will further evaluate at Final Budget to make any recommended staffing changes.

As part of the Proposed Budget, the Planning Department is also requesting approval to modify public operating hours (phones and counters) from 8:00 a.m. – 5:00 p.m. to 8:30 a.m. – 4:30 p.m. The current staffing levels make it difficult to maintain adequate phone and counter coverage, while still providing staff with the necessary time to complete other daily work assignments and providing core services. The Department's operating hours will continue to have staff physically working in the office from 7:30 a.m. – 5:00 p.m. In situations where the proposed hours cannot accommodate the needs of the public, the Department will make every effort to schedule appointments during non-public hours.

The public reception area (front counter) is shared by both Stanislaus County and City of Modesto. Planning staff has been working closely with the City to develop agreed upon hours of operation to be presented independently as part of each jurisdictions Proposed Budget. The proposed opening and closing hours are consistent with the shortened hours approved for both the Stanislaus County Assessor's and Tax Collector's Offices and various City offices located within Tenth Street Place. The proposed public operating hours will only be implemented if approved by both jurisdictions.

STAFFING IMPACTS

Total current authorized positions—16

There are no recommended changes to the current level of staffing.

Total recommended authorized positions— 16

RECOMMENDED PROPOSED BUDGET

It is recommended that a budget of \$1,736,249 be approved for Planning and Community Development as an interim spending plan until the Final Budget is adopted. This budget is funded from \$868,754 in estimated department revenue and a \$867,495 contribution from the General Fund. The Department assumed the additional use of approximately \$104,000 of prior year General Fund Net County Cost

savings to fully fund the projected 2012-2013 budget. This department will be negatively impacted by the lack of labor agreements and will need to address priority programs/services, staffing and the use of the fund balance savings in the Final Budget.

STANISLAUS COUNTY, CALIFORNIA
Budget Year 2012-2013



PUBLIC RESOURCES
Public Ways

PLANNING—BUILDING PERMITS

Budget Unit 1206 0040400
 Special Revenue Fund

SERVICES PROVIDED

The Building Permits Division of the Planning and Community Development Department provides building safety services through plans examination, building permit issuance and construction inspections. The Building Code Enforcement Unit inspects residential, commercial, agricultural and industrial projects for the unincorporated area of Stanislaus County. The Division responds to customer inquiries and provides technical assistance for code related issues, and provides administration for the Public Facilities Fees Program and County's Flood Plain. All fees related to these functions are calculated and collected by the Building Permits Division. The Division also devotes a significant amount of time responding to customer related inquiries related to the request and complaint program (Customer Relationship Management system).

CASH/FUND BALANCE

As of July 1, 2012, the projected cash balance is estimated to be a positive \$1,250,000 compared to the July 1, 2011 positive balance of \$1,420,397. This projection is based on an ongoing cost of the new software program installation and steady building activities through the remainder of the 2011-2012 Fiscal Year. The fund balance in this budget is projected to be consistent with the cash balance at year-end compared to the July 1, 2011 fund balance of \$1,437,745. \$100,000 of the fund balance will be used to assist in balancing the 2012-2013 Proposed Budget.

Planning - Building Permits				
Classification	2010-2011 Actual	2011-2012 Adopted Budget	2012-2013 Requested Proposed Budget	2012-2013 Recommended Proposed Budget
Taxes	\$0	\$0	\$0	\$0
Licenses, Permits, Franchises	\$1,430,286	\$1,250,000	\$1,250,000	\$1,250,000
Fines, Forfeitures, Penalties	\$0	\$0	\$0	\$0
Revenue from use of Assets	\$0	\$0	\$0	\$0
Intergovernmental Revenue	\$0	\$0	\$0	\$0
Charges for Service	\$267,176	\$198,100	\$200,610	\$200,610
Miscellaneous Revenue	\$1,288	\$1,200	\$1,200	\$1,200
Other Financing Sources	\$82,695	\$282,563	\$75,000	\$75,000
Total Revenue	\$1,781,445	\$1,731,863	\$1,526,810	\$1,526,810
Salaries and Benefits	\$1,231,276	\$1,281,413	\$1,317,142	\$1,317,142
Services and Supplies	\$36,062	\$648,050	\$166,180	\$166,180
Other Charges	\$140,496	\$118,290	\$143,488	\$143,488
Fixed Assets	\$0	\$0	\$0	\$0
Other Financing Uses	\$35,101	\$0	\$0	\$0
Equity	\$0	\$0	\$0	\$0
Intrafund	\$0	\$0	\$0	\$0
Contingencies	\$0	\$0	\$0	\$0
Gross Costs	\$1,442,935	\$2,047,753	\$1,626,810	\$1,626,810
Fund Balance	(\$338,510)	\$315,890	\$100,000	\$100,000
Net County Cost	\$0	\$0	\$0	\$0

PROGRAM DISCUSSION

At this level of funding, the Department can maintain all of the core functions of the Division: issuance of building permits, construction inspection, plans examination, and also maintain building code enforcement aspects pertaining to customer complaints. The Division will continue its partnership with the cities of Ceres and Oakdale of providing plans examination, construction inspections services, and building official administration. The Division also provides support to the County's Capital Projects Division in the form of project oversight, construction management, and administration. Additionally, the Division is responsible for calculation and collection support for the Public Facilities Fees (PFF) Program.

It is the goal of the Building Division to ensure that Budget Year 2012-2013 operational costs are equal to anticipated revenues, and to present a fully balanced budget; however, with the uncertainty of the current economy, it is difficult to predict what level of revenue might be expected over the next year. In the last two (2) fiscal years, the Division has seen a leveling of construction activity in comparison of the previous two (2) fiscal years and expects the same in Budget Year 2012-2013. The Division continues to take a conservative approach in estimating revenue and expenses for the 2012-2013 Budget Year.

The new permit software package installation is progressing and on schedule. As of March 30, 2012, a total of \$266,452 has been expended on the software package leaving a remaining appropriated balance of \$384,546. The installation is expected to be completed in the early part of the 2012-2013 Budget Year.

Mandatory training will continue to be provided to the Division's Building Inspectors and Plan Check Engineers in order to maintain all of the necessary certificates for their positions and the Department.

Eight of the County's twelve labor organizations have agreed on a permanent 6% salary deduction to be effective July 1, 2012. The County is currently in negotiations with the remaining four labor groups. Twelve positions in this budget are represented by one of these four groups. The estimated cost of not having these agreements in place for this budget with these groups represents an increase in cost over 2011-2012 salary costs of \$50,326, which is the equivalent of one full-time position. In the absence of these Agreements, any reductions-in-force would likely occur as part of the Final Budget.

As part of the Proposed Budget, the Planning Department is requesting approval to modify public operating hours (phones and counters) from 8:00 a.m. – 5:00 p.m. to 8:30 a.m. – 4:30p.m. The current staffing levels make it difficult to maintain adequate phone and counter coverage, while still providing staff with the necessary time to complete other daily work assignments and providing core services. The Department's operating hours will continue to have staff physically working in the office from 7:30 a.m. – 5:00 p.m. In situations where the proposed hours cannot accommodate the needs of the public, the Department will make every effort to schedule appointments during non-public hours.

The public reception area (front counter) is shared by both Stanislaus County and City of Modesto. Planning staff has been working closely with the City to develop agreed upon hours of operation to be presented independently as part of each jurisdictions Proposed Budget. The proposed opening and closing hours are consistent with the shortened hours approved for both the Stanislaus County Assessor's and Tax Collector's Offices and various City offices located within Tenth Street Place. The proposed public operating hours will only be implemented if approved by both jurisdictions.

STAFFING IMPACTS

Total current authorized positions—13

There are no recommended changes to the current level of staffing.

Total recommended authorized positions— 13

RECOMMENDED PROPOSED BUDGET

It is recommended that a budget of \$1,626,810 be approved for Planning– Building Permits as an interim spending plan until the Final Budget is adopted. This budget is funded from \$1,526,810 in

estimated department revenue and \$100,000 in departmental fund balance. This department will be negatively impacted by the lack of labor agreements and will need to address priority programs/services, staffing and other strategies in the Final Budget.

STANISLAUS COUNTY, CALIFORNIA
Budget Year 2012-2013

PUBLIC PROTECTION
Protection Inspection



PLANNING—DANGEROUS BUILDING ABATEMENT

Budget Unit 1746 0043290
Special Revenue Fund

SERVICES PROVIDED

The Dangerous Building Abatement fund is used as a last resort for the demolition and removal of dangerous and/or abandoned buildings that pose a distinct health and safety threat to the residents of Stanislaus County. The first step in this process is to locate the owner and successfully work with the owner to bring resolution to the dangerous building. When the owner is unwilling to take corrective action or cannot be located, a cost evaluation is completed and a lien is placed on the property to ensure compliance. Expenses are recovered through property taxes or the sale of the property, whichever comes first.

CASH/FUND BALANCE

As of July 1, 2012, the projected cash balance is estimated to be a positive \$160,000 compared to the July 1, 2011 positive balance of \$217,389. The projection is based on abatement activities in the current fiscal year requiring the use of cash balance. This is consistent with the strategy used in previous budget years. The fund balance in this budget is consistent with the cash balance. \$85,000 of the fund balance will be used to assist in balancing the 2012-2013 Proposed Budget.

Planning - Dangerous Bldg Abatement				
Classification	2010-2011 Actual	2011-2012 Adopted Budget	2012-2013 Requested Proposed Budget	2012-2013 Recommended Proposed Budget
Taxes	\$0	\$0	\$0	\$0
Licenses, Permits, Franchises	\$0	\$0	\$0	\$0
Fines, Forfeitures, Penalties	\$0	\$0	\$0	\$0
Revenue from use of Assets	\$0	\$0	\$0	\$0
Intergovernmental Revenue	\$0	\$0	\$0	\$0
Charges for Service	\$0	\$10,000	\$0	\$0
Miscellaneous Revenue	\$0	\$0	\$0	\$0
Other Financing Sources	\$0	\$0	\$0	\$0
Total Revenue	\$0	\$10,000	\$0	\$0
Salaries and Benefits	\$0	\$0	\$0	\$0
Services and Supplies	\$774	\$20,700	\$54,946	\$54,946
Other Charges	\$6,815	\$15,000	\$30,054	\$30,054
Fixed Assets	\$0	\$0	\$0	\$0
Other Financing Uses	\$0	\$0	\$0	\$0
Equity	\$0	\$0	\$0	\$0
Intrafund	\$0	\$0	\$0	\$0
Contingencies	\$0	\$0	\$0	\$0
Gross Costs	\$7,589	\$35,700	\$85,000	\$85,000
Fund Balance	\$7,589	\$25,700	\$85,000	\$85,000
Net County Cost	\$0	\$0	\$0	\$0

PROGRAM DISCUSSION

At the proposed level of funding, the Department can successfully maintain the Dangerous Building Abatement Program. Department staff will research and work with available resources to find the safest and most efficient resolution possible for the demolition and removal of dangerous and/or abandoned buildings that pose a health and safety risk. While activity varies annually, the Dangerous Building Abatement Program's case load has increased significantly, attributed to the excessive number of foreclosed and abandoned homes in the region.

Although there has been an increase in cases and abatement this fiscal year, the Department has not seen an increase in revenue to this fund; in fact the fund has not received any revenue over this period. The revenue needed for this fund is generated through an Abatement Lien placed on the property and are recovered through tax assessment, tax sale of the property or by owner of the property.

STAFFING IMPACTS

Total current authorized positions—0

RECOMMENDED PROPOSED BUDGET

It is recommended that a budget of \$85,000 be approved for Planning – Dangerous Building Abatement. This budget is funded from \$85,000 in departmental fund balance.

STANISLAUS COUNTY, CALIFORNIA
Budget Year 2012-2013
PUBLIC RESOURCES
Other Protection



PLANNING—GENERAL PLAN MAINTENANCE

Budget Unit 179A 0025521
 Special Revenue Fund

SERVICES PROVIDED

The General Plan Maintenance budget was established for the purpose of collecting fees from land use and building permit applications to provide for the comprehensive update to Stanislaus County's General Plan. The General Plan is composed of several different elements: Land Use, Circulation, Conservation/Open Space, Noise, Safety, Housing and Agricultural, all of which are very unique and have specific statutory requirements.

CASH/FUND BALANCE

As of July 1, 2012, the projected cash balance is estimated to be a positive \$1,200,000 compared to the July 1, 2011 positive balance of \$1,527,978. This projection is based on the use of funds for the comprehensive update to the County's General Plan. The fund balance in this budget is projected to be consistent with the cash balance at year-end compared to the July 1, 2011 fund balance of \$1,440,350.

Planning - General Plan Maintenance				
Classification	2010-2011 Actual	2011-2012 Adopted Budget	2012-2013 Requested Proposed Budget	2012-2013 Recommended Proposed Budget
Taxes	\$0	\$0	\$0	\$0
Licenses, Permits, Franchises	\$0	\$0	\$0	\$0
Fines, Forfeitures, Penalties	\$0	\$0	\$0	\$0
Revenue from use of Assets	\$21,315	\$16,000	\$16,000	\$16,000
Intergovernmental Revenue	\$0	\$0	\$0	\$0
Charges for Service	\$116,549	\$105,200	\$96,300	\$96,300
Miscellaneous Revenue	\$0	\$0	\$0	\$0
Other Financing Sources	\$306,226	\$0	\$0	\$0
Total Revenue	\$444,090	\$121,200	\$112,300	\$112,300
Salaries and Benefits	\$0	\$0	\$0	\$0
Services and Supplies	\$169,686	\$6,000	\$1,000	\$1,000
Other Charges	\$55,238	\$85,030	\$100,000	\$100,000
Fixed Assets	\$0	\$0	\$0	\$0
Other Financing Uses	\$0	\$0	\$0	\$0
Equity	\$0	\$0	\$0	\$0
Intrafund	\$0	\$0	\$0	\$0
Contingencies	\$0	\$0	\$0	\$0
Gross Costs	\$224,924	\$91,030	\$101,000	\$101,000
Fund Balance	(\$219,166)	(\$30,170)	(\$11,300)	(\$11,300)
Net County Cost	\$0	\$0	\$0	\$0

PROGRAM DISCUSSION

At the proposed level of funding, the Department can complete the update to the Stanislaus County General Plan and continue the participation with the Stanislaus County Council of Governments (StanCOG) and the nine cities on development of the Regional Transportation Plan and related

Sustainable Communities Strategy (a plan to be prepared by StanCOG to address the reduction in vehicle miles traveled and demonstrate an ability for the region to attain greenhouse gas reduction targets set by the California Air Resources Board).

The contract with the firm of Jones and Stokes for work on the Comprehensive General Plan Update has sufficient funding remaining. The comprehensive update is being handled in two primary phases: policy development and environmental assessment. The policy development portion of the update is being handled by Planning staff, with support from Jones and Stokes, and has undergone some delays due to staffing constraints. It is anticipated that the comprehensive update will be completed, or near completion, by the end of Budget Year 2012-2013.

STAFFING IMPACTS

Total current authorized positions—0

RECOMMENDED PROPOSED BUDGET

It is recommended that a budget of \$101,000 be approved for Planning – General Plan Maintenance. This budget is funded from \$112,300 in estimated department revenue that should result in an \$11,300 contribution to departmental fund balance.

STANISLAUS COUNTY, CALIFORNIA
Budget Year 2012-2013
PUBLIC RESOURCES
Other Protection



PLANNING—REDEVELOPMENT AGENCY

Budget Unit 2061 0025700
 Capital Projects Fund

SERVICES PROVIDED

As of February 1, 2012, following the California Supreme Court's December 29, 2011 order finding the Redevelopment Agency Dissolution Act (ABx1 26) constitutional, the Stanislaus County Redevelopment Agency was dissolved and is no longer in existence. All Redevelopment Agency responsibilities have been transferred to Stanislaus County to act as the Successor Agency and Successor Housing Agency.

CASH/FUND BALANCE

As of July 1, 2012, the projected cash balance and fund balance are estimated to be zero since this budget is no longer active.

Planning - Redevelopment Agency				
Classification	2010-2011 Actual	2011-2012 Adopted Budget	2012-2013 Requested Proposed Budget	2012-2013 Recommended Proposed Budget
Taxes	\$4,720,848	\$4,050,000	\$0	\$0
Licenses, Permits, Franchises	\$0	\$0	\$0	\$0
Fines, Forfeitures, Penalties	\$0	\$0	\$0	\$0
Revenue from use of Assets	\$62,697	\$300,000	\$0	\$0
Intergovernmental Revenue	(\$995)	\$45,000	\$0	\$0
Charges for Service	\$187,791	\$0	\$0	\$0
Miscellaneous Revenue	\$2	\$0	\$0	\$0
Other Financing Sources	\$0	\$0	\$0	\$0
Total Revenue	\$4,970,343	\$4,395,000	\$0	\$0
Salaries and Benefits	\$225,024	\$0	\$0	\$0
Services and Supplies	\$2,675,597	\$7,261,881	\$0	\$0
Other Charges	\$1,653,430	\$1,432,490	\$0	\$0
Fixed Assets	\$0	\$0	\$0	\$0
Other Financing Uses	\$2,095,670	\$2,088,906	\$0	\$0
Equity	\$0	\$0	\$0	\$0
Intrafund	\$0	\$0	\$0	\$0
Contingencies	\$0	\$0	\$0	\$0
Gross Costs	\$6,649,721	\$10,783,277	\$0	\$0
Fund Balance	\$1,679,378	\$6,388,277	\$0	\$0
Net County Cost	\$0	\$0	\$0	\$0

PROGRAM DISCUSSION

All Redevelopment Agency Capital Projects funds have transferred to the Redevelopment Obligation Retirement Fund pursuant to statute and this budget unit is no longer active. Historically, the Redevelopment Agency budget provided fiscal resources to implement or construct programs and

projects that primarily were designed to eliminate blighted conditions in established redevelopment agencies.

STAFFING IMPACTS

Total current authorized positions—0

RECOMMENDED PROPOSED BUDGET

There is no Recommended Proposed Budget for the Planning – Redevelopment Agency as this budget is now inactive. This budget will remain in the County budget for three years to comply with State Controller reporting requirements.

STANISLAUS COUNTY, CALIFORNIA
Budget Year 2012-2013



PUBLIC RESOURCES
Other Protection

PLANNING—REDEVELOPMENT AGENCY- HOUSING SET ASIDE

Budget Unit 2062 0025780
 Capital Projects Fund

SERVICES PROVIDED

As of February 1, 2012, following the California Supreme Court’s December 29, 2011 order finding the Redevelopment Agency Dissolution Act (ABx1 26) constitutional, the Stanislaus County Redevelopment Agency was dissolved and is no longer in existence. All Redevelopment Agency responsibilities have been transferred to Stanislaus County to act as the Successor Agency and Successor Housing Agency.

CASH/FUND BALANCE

As of July 1, 2012, the projected cash balance and fund balance are estimated to be zero since this budget is no longer active.

Planning - RDA Housing Set Aside				
Classification	2010-2011 Actual	2011-2012 Adopted Budget	2012-2013 Requested Proposed Budget	2012-2013 Recommended Proposed Budget
Taxes	\$0	\$0	\$0	\$0
Licenses, Permits, Franchises	\$0	\$0	\$0	\$0
Fines, Forfeitures, Penalties	\$0	\$0	\$0	\$0
Revenue from use of Assets	\$120,287	\$100,000	\$0	\$0
Intergovernmental Revenue	\$0	\$0	\$0	\$0
Charges for Service	\$0	\$0	\$0	\$0
Miscellaneous Revenue	\$48,507	\$50,000	\$0	\$0
Other Financing Sources	\$2,089,171	\$2,088,906	\$0	\$0
Total Revenue	\$2,257,965	\$2,238,906	\$0	\$0
Salaries and Benefits	\$0	\$0	\$0	\$0
Services and Supplies	\$281,615	\$6,826,105	\$0	\$0
Other Charges	\$260,501	\$239,151	\$0	\$0
Fixed Assets	\$0	\$0	\$0	\$0
Other Financing Uses	\$0	\$0	\$0	\$0
Equity	\$0	\$0	\$0	\$0
Intrafund	\$0	\$0	\$0	\$0
Contingencies	\$0	\$0	\$0	\$0
Gross Costs	\$542,116	\$7,065,256	\$0	\$0
Fund Balance	(\$1,715,849)	\$4,826,350	\$0	\$0
Net County Cost	\$0	\$0	\$0	\$0

PROGRAM DISCUSSION

All Redevelopment Agency – Housing Set-Aside funds have transferred to the Planning – Successor Housing Agency funds and this budget is no longer active. Historically, the Redevelopment Agency Housing Set Aside budget provided fiscal resources to implement or construct programs and projects that primarily assisted low- and moderate- income households with rehabilitation, construction, and acquisition of affordable housing.

STAFFING IMPACTS

Total current authorized positions—0

RECOMMENDED PROPOSED BUDGET

There is no Recommended Proposed Budget for the Planning – Redevelopment Agency Housing Set Aside as this budget is now inactive. This budget will remain in the County budget for three years to comply with State Controller reporting requirements.

STANISLAUS COUNTY, CALIFORNIA
Budget Year 2012-2013
PUBLIC RESOURCES
Other Protection



PLANNING—SALIDA PLANNING EFFORTS

Budget Unit 178D 0025601
 Special Revenue Fund

SERVICES PROVIDED

The Salida Planning Efforts budget provides funding and guidance for the Salida Community Plan Update and conceptual land use, infrastructure, and funding strategy.

CASH/FUND BALANCE

As of July 1, 2012, the projected cash balance is estimated to be a positive \$441,220 – the same cash balance as of July 1, 2011. This projection is due to no activities being funded in the upcoming budget year. This is consistent with the strategy used by the Salida Planning Efforts fund in recent budget years and is a direct result of current economic conditions and the halt to development activity in the plan area. The fund balance in this budget is consistent with the cash balance.

Planning - Salida Planning Efforts				
Classification	2010-2011 Actual	2011-2012 Adopted Budget	2012-2013 Requested Proposed Budget	2012-2013 Recommended Proposed Budget
Taxes	\$0	\$0	\$0	\$0
Licenses, Permits, Franchises	\$0	\$0	\$0	\$0
Fines, Forfeitures, Penalties	\$0	\$0	\$0	\$0
Revenue from use of Assets	\$0	\$0	\$0	\$0
Intergovernmental Revenue	\$0	\$0	\$0	\$0
Charges for Service	\$0	\$0	\$0	\$0
Miscellaneous Revenue	\$0	\$0	\$0	\$0
Other Financing Sources	\$0	\$0	\$0	\$0
Total Revenue	\$0	\$0	\$0	\$0
Salaries and Benefits	\$0	\$0	\$0	\$0
Services and Supplies	\$0	\$0	\$0	\$0
Other Charges	\$0	\$0	\$0	\$0
Fixed Assets	\$0	\$0	\$0	\$0
Other Financing Uses	\$0	\$0	\$0	\$0
Equity	\$0	\$0	\$0	\$0
Intrafund	\$0	\$0	\$0	\$0
Contingencies	\$0	\$0	\$0	\$0
Gross Costs	\$0	\$0	\$0	\$0
Fund Balance	\$0	\$0	\$0	\$0
Net County Cost	\$0	\$0	\$0	\$0

PROGRAM DISCUSSION

At the proposed level of funding, the Department can continue to provide guidance for the community planning of Salida. Due to current economic conditions and the halt of development in the Salida Community Plan area, it is unknown what level of activity may be required in Budget Year 2012-2013. The activity will be monitored through the upcoming budget year and the Department will return to the

Board of Supervisors to make necessary adjustments either through a separate agenda item or through one of the quarterly financial reports if necessary.

STAFFING IMPACTS

Total current authorized positions—0

RECOMMENDED PROPOSED BUDGET

There is no Recommended Proposed Budget for the Planning – Salida Planning Efforts. This budget, currently on hold due to economic conditions and the lack of development in the area, is traditionally funded from prior year developer funding.

STANISLAUS COUNTY, CALIFORNIA
Budget Year 2012-2013

PUBLIC RESOURCES
Other Protection



PLANNING—SPECIAL REVENUE GRANTS

Budget Unit 1717–1722 0025450
Special Revenue Fund

SERVICES PROVIDED

Within the Special Revenue Grants budget is Community Development Block Grant (CDBG), Emergency Solutions Grant (ESG), Neighborhood Stabilization Program (NSP), Home Investment Partnership Program (HOME), California Housing and Community Development (CalHome), Community Development Block Grant-Recovery (CDBG-R), Homeless Prevention and Rapid Re-Housing (HPRP), and related Program Income (PI) funds. These funds are used to provide housing rehabilitation, construction of community infrastructure, down payment assistance to income-eligible persons, public service activities; to assist with programs partnering in the goal to end long-term homelessness; and, to implement other programs and activities as listed in the Stanislaus County CDBG Consolidated Plan and Annual Action Plans. Stanislaus County is the lead agency for the Stanislaus County CDBG Urban County and a participating member in the Turlock/Stanislaus County HOME Consortium. In addition to Stanislaus County, the Urban County participants include the cities of Ceres, Hughson, Newman, Oakdale, Patterson, and Waterford.

In December 2010, Stanislaus County and all nine cities were awarded a total of \$1,000,000 from the Strategic Growth Council through Proposition 84 funding to facilitate development of a Stanislaus County Regional Sustainability Toolbox. The Toolbox includes a variety of locally driven, community scale projects, designed to assist jurisdictions in maintaining compliance with State mandated sustainability goals, blueprint plans, and greenhouse gas emission reduction thresholds. The Department is the lead jurisdiction in administering the grant over the next two fiscal years, and will continue taking the lead in developing a county-wide greenhouse gas inventory and regional Geographical Information Systems (GIS) enhancements.

In September 2011, Stanislaus County was awarded a total of \$744,559 from the State Water Resources Control Board to address the health and safety concerns associated with failing septic systems in the Airport and Shackelford (which includes the Parklawn neighborhood) Districts. The funds are being used for the planning, engineering and design activities for sewer mainline construction.

CASH/FUND BALANCE

As of July 1, 2012, the projected cash balance is estimated at \$100,000 compared to the July 1, 2011 positive cash balance of \$236,141. The positive cash balance is a combination of two State CalHome grants that provide funding in advance, re-use funds that have been received, and the remaining grants that provide funding as a reimbursement after expenses have been incurred. Fund balance in this budget is consistent with cash balance.

Planning - Special Revenue Grants				
Classification	2010-2011 Actual	2011-2012 Adopted Budget	2012-2013 Requested Proposed Budget	2012-2013 Recommended Proposed Budget
Taxes	\$0	\$0	\$0	\$0
Licenses, Permits, Franchises	\$0	\$0	\$0	\$0
Fines, Forfeitures, Penalties	\$0	\$0	\$0	\$0
Revenue from use of Assets	\$0	\$0	\$0	\$0
Intergovernmental Revenue	\$5,473,925	\$10,032,430	\$8,619,669	\$8,619,669
Charges for Service	\$0	\$245,190	\$140,968	\$140,968
Miscellaneous Revenue	\$214,389	\$314,600	\$178,700	\$178,700
Other Financing Sources	\$0	\$0	\$0	\$0
Total Revenue	\$5,688,314	\$10,592,220	\$8,939,337	\$8,939,337
Salaries and Benefits	\$143,994	\$0	\$0	\$0
Services and Supplies	\$5,429,855	\$8,691,119	\$5,238,574	\$5,238,574
Other Charges	\$295,508	\$1,110,794	\$1,175,243	\$1,175,243
Fixed Assets	\$0	\$0	\$0	\$0
Other Financing Uses	\$4,371	\$0	\$0	\$0
Equity	\$0	\$0	\$0	\$0
Intrafund	\$0	\$0	\$0	\$0
Contingencies	\$0	\$0	\$0	\$0
Gross Costs	\$5,873,728	\$9,801,913	\$6,413,817	\$6,413,817
Fund Balance	\$185,414	(\$790,307)	(\$2,525,520)	(\$2,525,520)
Net County Cost	\$0	\$0	\$0	\$0

PROGRAM DISCUSSION

At the proposed level of funding, the Department can continue to provide necessary assistance to income eligible persons and organizations serving those persons. New funding has been allocated for the Community Development Block Grant (CDBG) and the Emergency Solutions Grant (ESG) in Budget Year 2012-2013. The grant award received in Fiscal Year 2009-2010 for the Homeless Prevention and Rapid will be exhausted by August 2012. Community Development Block Grant-Recovery (CDBG-R) will continue to fund programs through the use of Program Income (PI) during upcoming budget year. The original allocation for the Neighborhood Stabilization Program 1 (NSP1) has been exhausted but program activity will continue through the reuse of PI funds and the NSP3 grant. Two separate grants awarded from the State CalHome Program will continue to assist owner-occupied housing rehabilitation assistance and down payment assistance for first time home buyers.

The Planning Department will continue to function as the lead jurisdiction for the Proposition 84 Regional Sustainability Toolbox with the nine cities within the County and provide all guidance and oversight for the State Water Board grant for the Airport and Shackelford (which includes the Parklawn neighborhood) areas sewer design.

Staffing for the general administration of the Special Revenue programs is provided by existing Planning Department staff. While much of the program delivery administration is conducted under contract by outside staff, the Department's staff is still responsible for program monitoring and delivery of administrative activities. Over the last two years, the Department has allocated more staff to Special Revenue programs; however, there is no additional capacity to allocate further staff and, due to staffing constraints, some of the staff is being re-allocated to handle Planning Division services. In addition, the Federal funding received by outside agencies for job programs, supplying the Department with an intern to assist with Special Revenue program "in-take," has been exhausted. "In-take" consists of explaining program eligibility requirements to interested members of the public, assisting the public with application preparation, and reviewing applications to determine income qualification.

STAFFING IMPACTS

Total current authorized positions—0

RECOMMENDED PROPOSED BUDGET

It is recommended that a budget of \$6,413,817 be approved for Planning – Special Revenue Grants. This budget is funded from \$8,939,337 in estimated department revenue that will result in a \$2,525,520 positive contribution to departmental fund balance.

STANISLAUS COUNTY, CALIFORNIA
Budget Year 2012-2013
PUBLIC RESOURCES
Other Protection



PLANNING—SUCCESSOR HOUSING AGENCY

Budget Unit 1250 00134010
 Special Revenue Fund

SERVICES PROVIDED

As of February 1, 2012, following California Supreme Court's December 29, 2011 order finding the Redevelopment Agency Dissolution Act (ABx1 26) constitutional, the Stanislaus County Redevelopment Agency was dissolved and is no longer in existence. All Redevelopment Agency responsibilities have been transferred to Stanislaus County to act as the Successor Agency (SA) and Successor Housing Agency (SHA).

The Stanislaus County SHA assumes the function of the former Stanislaus County Redevelopment Agency; provides fiscal resources to implement programs or construct projects that primarily assist low- and moderate- income households with rehabilitation, construction and acquisition of affordable housing. Resources for these programs/projects historically were established in Planning – Redevelopment Housing Set Aside which is no longer an active budget.

CASH BALANCE

As of July 1, 2012, the projected cash balance is estimated to be a positive \$10,903,803 compared to the July 1, 2011 positive balance of \$9,926,111 in the Redevelopment Agency Housing Set Aside Fund. The fund balance for this budget is consistent with the cash balance.

Planning - Successor Housing Agency				
Classification	2010-2011 Actual	2011-2012 Adopted Budget	2012-2013 Requested Proposed Budget	2012-2013 Recommended Proposed Budget
Taxes	\$0	\$0	\$0	\$0
Licenses, Permits, Franchises	\$0	\$0	\$0	\$0
Fines, Forfeitures, Penalties	\$0	\$0	\$0	\$0
Revenue from use of Assets	\$0	\$0	\$0	\$0
Intergovernmental Revenue	\$0	\$0	\$0	\$0
Charges for Service	\$0	\$0	\$0	\$0
Miscellaneous Revenue	\$0	\$0	\$0	\$0
Other Financing Sources	\$0	\$0	\$377,243	\$377,243
Total Revenue	\$0	\$0	\$377,243	\$377,243
Salaries and Benefits	\$0	\$0	\$0	\$0
Services and Supplies	\$0	\$0	\$0	\$0
Other Charges	\$0	\$0	\$219,151	\$219,151
Fixed Assets	\$0	\$0	\$0	\$0
Other Financing Uses	\$0	\$0	\$0	\$0
Equity	\$0	\$0	\$0	\$0
Intrafund	\$0	\$0	\$0	\$0
Contingencies	\$0	\$0	\$0	\$0
Gross Costs	\$0	\$0	\$219,151	\$219,151
Fund Balance	\$0	\$0	(\$158,092)	(\$158,092)
Net County Cost	\$0	\$0	\$0	\$0

PROGRAM DISCUSSION

All cash/fund balance assets of the former Stanislaus County Redevelopment Agency – Housing Set Aside have been transferred to the SHA; however, a full review of the asset transfer has not been completed in accordance with ABx1 26 by either the County’s Auditor-Controller or the California Department of Finance. It is unclear when a full review of the asset transfer will be completed.

ABx1 26 allows SHA’s to retain only encumbered Housing Set-Aside funds on deposit with the former Redevelopment Agency at the time of dissolution; however, there is pending State legislation that may allow SHA’s to retain the entire balance. While the legislation may eliminate the need for a review of the asset transfer, it may also impact the SHA’s ability to utilize the Housing Set Aside funds.

Due to the uncertainty surrounding the use of funds within this budget, expenditures beyond staffing costs, necessary to administer the fund, and payment of debt obligations, previously covered by the Housing Set-Aside funds, are not being included as part of the Proposed Budget. These debt obligations are included on the Initial Draft Recognized Obligation Payment Schedule (ROPS) of the SA and, if approved and certified as “enforceable obligations” on the ROPS, will be the responsibility of the SA and not the SHA. The ROPS is the basis for distribution of property tax increment allocations.

Staffing to the SHA will be provided by existing Planning staff and tasks may include, but are not limited to, the on-going monitoring and enforcement of affordability covenants. Staffing cost for the SHA may also be covered under the SA’s administrative cost allowance, if approved by the Oversight Board. The Oversight Board for the SA was established as required by the State of California. Members represent various jurisdictions (Stanislaus County, City of Modesto, Stanislaus Consolidated Fire, Yosemite Community College District and Stanislaus County Office of Education).

The Department will return to the Board of Supervisors to make necessary adjustments either through a separate agenda item or through one of the quarterly financial reports, if necessary, as clarity regarding the implementation of ABx1 26 and pending State legislation develops.

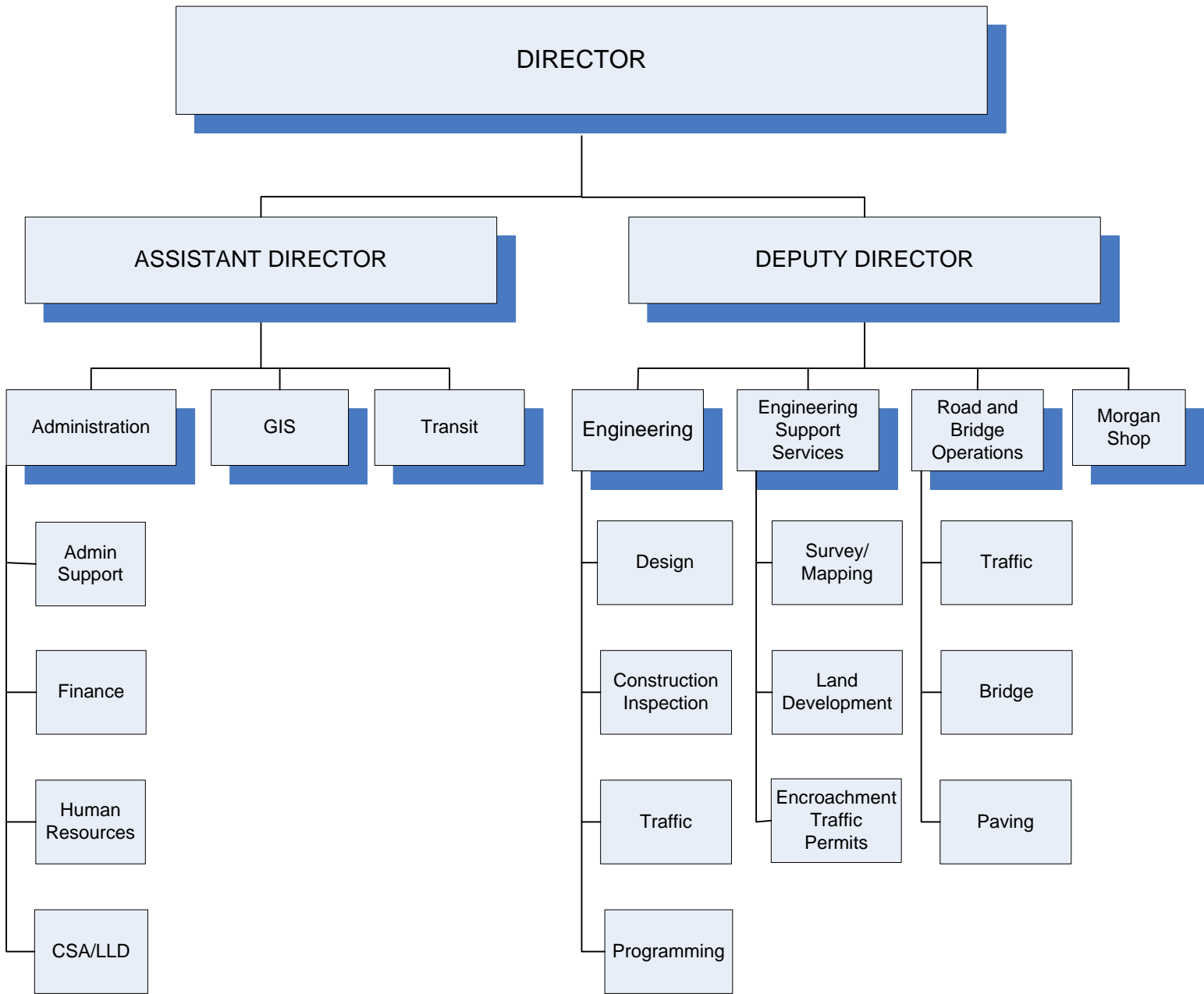
STAFFING IMPACTS

Total current authorized positions—0

RECOMMENDED PROPOSED BUDGET

It is recommended that a budget of \$219,151 be approved for the Planning – Successor Housing Agency. This budget is funded from \$377,243 in estimated department revenue that will result in a \$158,092 positive contribution to departmental fund balance.

STANISLAUS COUNTY
PUBLIC WORKS



Revised March 2012

STANISLAUS COUNTY, CALIFORNIA
Budget Year 2012-2013
PUBLIC RESOURCES
Public Ways



PUBLIC WORKS
Matt Machado, Director

BUDGET AT A GLANCE	
Gross Costs	\$106,342,168
Total Revenue	\$97,736,112
Fund Balance/Retained Earnings	\$8,606,056
Net County Cost	\$0
Total Recommended Staffing	106
% Funded by Local Discretionary Funds	0.0%

MISSION STATEMENT

The mission of the Public Works Department is to manage and improve infrastructure through safe and efficient use of resources and assets, for the benefit of our citizens.

ACCOMPLISHMENTS AND OBJECTIVES

The Accomplishments and Objectives for Public Works for the 2012-2013 Budget Year include:

FISCAL YEAR 2011-2012 ACCOMPLISHMENTS	BUDGET YEAR 2012-2013 OBJECTIVES
<ul style="list-style-type: none"> ◆ Installed new video security systems in all StaRT buses for improved customer and driver security. ◆ Successfully provided GIS support in the revision of Supervisorial Districts as required to conform to State and Federal laws. ◆ Resurfaced approximately 75 miles of County roadways. ◆ Acquired funding on 21 bridge projects for seismic retrofit or replacement. ◆ Replaced over 270 street lights with low energy LED induction lighting--funded through an Energy Efficiency and Conservation Block Grant program. 	<ul style="list-style-type: none"> ◆ Start construction of the Geer Road Bridge over the Tuolumne River and begin the initial studies for the 7th Street Bridge replacement. ◆ Secure funding and begin construction of the SR99 at Kiernan Interchange and Claribel Road Widening Projects. ◆ Develop and implement a Local Transportation Improvement Program (LTIP). ◆ Provide County GIS intranet/site applications to all of the cities within Stanislaus County. ◆ Resurface 50 miles of roadways with conventional chip. ◆ Evaluate existing transit service to develop short and long range transit plans, as well as purchase three new buses for service improvements and expansion.

BUDGETS WITHIN THE PUBLIC WORKS DEPARTMENT INCLUDE:

- ◆ Administration
- ◆ Engineering
- ◆ Local Transit System
- ◆ Morgan Shop
- ◆ Road and Bridge

STANISLAUS COUNTY, CALIFORNIA
Budget Year 2012-2013
PUBLIC RESOURCES
Public Ways



PUBLIC WORKS—ADMINISTRATION

Budget Unit 1201 0040001
 Special Revenue Fund

SERVICES PROVIDED

The Public Works Administration Division provides leadership, operational coordination, and policy development for all Public Works' divisions. The finance section provides budgeting, financial, and cost accounting services. The technical staff develops and maintains the Department's geographical information and maps (GIS services) to all divisions of the Public Works Department, other County departments, and other government agencies.

CASH/FUND BALANCE

As of July 1, 2012, the projected cash balance is a positive \$150,000 compared to the July 1, 2011 positive balance of \$167,618. The full costs of this budget unit are allocated to other Public Works divisions and other users on a monthly basis, therefore minimal changes in cash balance are projected.

As of July 1, 2012, the projected fund balance is estimated to be \$135,000 compared to the July 1, 2011 fund balance of \$128,715. This increase is due to the pay period timing that increases salaries payables in Fiscal Year 2011-2012.

Public Works - Administration				
Classification	2010-2011 Actual	2011-2012 Adopted Budget	2012-2013 Requested Proposed Budget	2012-2013 Recommended Proposed Budget
Taxes	\$0	\$0	\$0	\$0
Licenses, Permits, Franchises	\$0	\$0	\$0	\$0
Fines, Forfeitures, Penalties	\$0	\$0	\$0	\$0
Revenue from use of Assets	\$0	\$0	\$0	\$0
Intergovernmental Revenue	\$125,959	\$110,000	\$120,000	\$120,000
Charges for Service	\$1,451,147	\$1,399,026	\$1,417,758	\$1,417,758
Miscellaneous Revenue	\$59	\$0	\$0	\$0
Other Financing Sources	\$8,590	\$7,500	\$20,250	\$20,250
Total Revenue	\$1,585,755	\$1,516,526	\$1,558,008	\$1,558,008
Salaries and Benefits	\$1,238,307	\$1,244,791	\$1,297,370	\$1,297,370
Services and Supplies	\$143,896	\$138,045	\$145,670	\$145,670
Other Charges	\$149,507	\$133,690	\$114,968	\$114,968
Fixed Assets	\$0	\$0	\$0	\$0
Other Financing Uses	\$36,781	\$0	\$0	\$0
Equity	\$0	\$0	\$0	\$0
Intrafund	\$0	\$0	\$0	\$0
Contingencies	\$0	\$0	\$0	\$0
Gross Costs	\$1,568,491	\$1,516,526	\$1,558,008	\$1,558,008
Fund Balance	(\$17,264)	\$0	\$0	\$0
Net County Cost	\$0	\$0	\$0	\$0

PROGRAM DISCUSSION

At the proposed level of funding, the Department can maintain the resources necessary to provide the leadership coordination, and management direction of the four major operating divisions of the Public Works Department which include: Engineering; Transit; Road and Bridge (Operations and Construction Projects); and Morgan Shop. Funding is also provided for the continued support of GIS Central. Public Works will continue to update and maintain the County's geographical information system. However, this level of funding does not provide adequate resources to aggressively develop additional GIS capabilities.

The requested budget of \$1,558,008 is approximately 3% higher than the previous year's budget of \$1,516,526. The increase is primarily the result of increased retirement costs.

Proposition 1B funding was approved by voters in Fiscal Year 2007-2008. The final allotment of these funds was received in Fiscal Year 2011-2012. Proposition 1B funds accounted for approximately 15% of annual revenues. In preparation for the termination of this funding source the Department implemented a 4-year plan to reduce expenditures by 15% over all divisions from the baseline year of 2009-2010. The proposed budget as submitted achieves that goal.

Eight of the County's twelve labor organizations have agreed on a permanent 6% salary deduction to be effective July 1, 2012. The County is currently in negotiations with the remaining four labor groups. Five positions in this budget are represented by one of these four groups. The estimated cost of not having these agreements in place for this budget with these groups represents an increase in cost over 2011-2012 salary costs of \$17,520, which is the equivalent of no full-time positions. In the absence of these Agreements, any reductions-in-force would likely occur as part of the Final Budget.

STAFFING IMPACTS

Total current authorized positions— 11

There are no recommended changes to the current level of staffing.

Total recommended authorized positions— 11

RECOMMENDED PROPOSED BUDGET

It is recommended that a budget of \$1,558,008 be approved for Public Works – Administration as an interim spending plan until the Final Budget is adopted. This budget is funded from \$1,558,008 in estimated departmental revenue generated from charging other Public Works divisions. This department will be negatively impacted by the lack of labor agreements and will need to address priority programs/services, staffing and the use of the fund balance savings in the Final Budget.

STANISLAUS COUNTY, CALIFORNIA
Budget Year 2012-2013
PUBLIC RESOURCES
Public Ways



PUBLIC WORKS—ENGINEERING

Budget Unit 1202 0040249
Special Revenue Fund

SERVICES PROVIDED

The Public Works Engineering Division provides design and construction management for various road and bridge construction and reconstruction projects. It also provides for the establishment and maintenance management of various services districts, such as landscape, lighting, and storm drains. The Survey section, which includes the office of the County Surveyor, provides services for survey mapping, abandonment, certificates, monumentation, and indexing of County survey maps. The Engineering Division also provides for review of off-site development plans, writes conditions-of-approval, supports the Stanislaus County Planning Commission, and issues encroachment and transportation permits. Additionally, staff collects and provides analysis of traffic and vehicle accident data, ensures proper programming of Federal and State funds, and develops the Capital Improvement Program for Public Works.

The office of County Surveyor functions within the Department of Public Works. The primary function of the County Surveyor's office is to protect, maintain, and perpetuate land survey monuments. The County Surveyor represents the county in boundary disputes originating in the Public Land Survey System. This work and other activities of the County Surveyor are guided by local ordinance of Stanislaus County and mandated by state laws. Some of the mandated state laws include indexing of all recorded maps, establishing and maintaining County jurisdictional boundaries, county surveys as required by court action or as part of private land disputes, and preservation of original survey monumentation. Government Codes that govern this work include Sections: 24000, 27551, 27580-27585, and 27600-27601.

CASH/FUND BALANCE

As of July 1, 2012, the projected cash balance is estimated to be a positive \$180,000 compared to the July 1, 2011 positive balance of \$161,010. The costs of this budget are allocated to other departments on a monthly basis. This division is supported entirely through charges for services. Individual labor rates are computed on an annual basis at the beginning of the fiscal year and charges are based on actual rates. Reconciliation is performed at year-end and adjustments, if necessary, are made in the proceeding year.

As of July 1, 2012, the projected fund balance is estimated to be \$100,000 compared to the July 1, 2011 fund balance of \$72,907. This increase is due to the pay period timing that increases salaries payables in Fiscal Year 2011-2012.

Public Works - Engineering				
Classification	2010-2011 Actual	2011-2012 Adopted Budget	2012-2013 Requested Proposed Budget	2012-2013 Recommended Proposed Budget
Taxes	\$0	\$0	\$0	\$0
Licenses, Permits, Franchises	\$0	\$0	\$0	\$0
Fines, Forfeitures, Penalties	\$0	\$0	\$0	\$0
Revenue from use of Assets	\$0	\$0	\$0	\$0
Intergovernmental Revenue	\$7,008	\$23,370	\$2,000	\$2,000
Charges for Service	\$3,184,960	\$3,378,544	\$3,591,919	\$3,591,919
Miscellaneous Revenue	\$386	\$0	\$0	\$0
Other Financing Sources	\$391,356	\$431,455	\$405,934	\$405,934
Total Revenue	\$3,583,710	\$3,833,369	\$3,999,853	\$3,999,853
Salaries and Benefits	\$2,595,191	\$2,888,851	\$3,012,733	\$3,012,733
Services and Supplies	\$151,918	\$214,875	\$265,825	\$265,825
Other Charges	\$631,127	\$729,643	\$721,295	\$721,295
Fixed Assets	\$0	\$0	\$0	\$0
Other Financing Uses	\$74,882	\$0	\$0	\$0
Equity	\$0	\$0	\$0	\$0
Intrafund	\$0	\$0	\$0	\$0
Contingencies	\$0	\$0	\$0	\$0
Gross Costs	\$3,453,118	\$3,833,369	\$3,999,853	\$3,999,853
Fund Balance	(\$130,592)	\$0	\$0	\$0
Net County Cost	\$0	\$0	\$0	\$0

PROGRAM DISCUSSION

At the proposed level of funding, the Department can maintain the resources required for road and bridge project design, traffic studies, project construction management, survey, subdivision map processing, right of way, encroachment permit inspection and land development. Also, resources will be used to continue making limited improvements in the Survey Monument Preservation Program to address loss and destruction of older survey monuments. The Engineering Division is funded by charges for services.

The requested budget of \$3,999,853 is approximately 4% higher than the previous year's budget of \$3,833,369. The increase is primarily the result of increased retirement costs. In anticipation of a 15% funding loss in Budget Year 2012-2013 due to the expiration of Proposition 1B funding, the Department's long range plan included annual reductions starting in Fiscal Year 2009-2010. The goal was to achieve a 15% reduction from the 2009-2010 Fiscal Year. The proposed budget as submitted achieves that goal.

The full costs of this budget unit are recovered through charges to users. Public Works' Road & Bridge division is the major user of these services.

Eight of the County's twelve labor organizations have agreed on a permanent 6% salary deduction to be effective July 1, 2012. The County is currently in negotiations with the remaining four labor groups. Twenty-five positions in this budget are represented by one of these four groups. The estimated cost of not having these agreements in place for this budget (i.e. the reinstatement of the current 5% deduction) with these groups represents an increase in cost over 2011-2012 salary costs of \$144,355, which is the equivalent of 1.5 full-time positions. In the absence of these Agreements, any reductions-in-force would likely occur as part of the Final Budget after considering potential revenue increases or the use of one-time savings.

STAFFING IMPACTS

Total current authorized positions— 27

There are no recommended changes to the current level of staffing.

Total recommended authorized positions— 27

RECOMMENDED PROPOSED BUDGET

It is recommended that a budget of \$3,999,853 be approved for Public Works – Engineering as an interim spending plan until the Final Budget is adopted. This budget is funded from \$3,999,853 in estimated departmental revenue primarily generated by charges to the Road and Bridge division. This department will be negatively impacted by the lack of labor agreements and will need to address priority programs/services, staffing and the use of the fund balance savings in the Final Budget.

STANISLAUS COUNTY, CALIFORNIA
Budget Year 2012-2013

PUBLIC RESOURCES
Public Ways



PUBLIC WORKS—LOCAL TRANSIT SYSTEM

Budget Unit 4001 0041510
Enterprise Fund

SERVICES PROVIDED

The Public Works Transit Division operates the County's public transportation system, Stanislaus Regional Transit ("StaRT"). StaRT provides intercity service within the County and links with city transportation systems to provide coordinated transit service for County residents. StaRT operates fixed and deviated-fixed route and demand response transit services to 16 communities in the County, intercounty service to Merced and Gustine and provides non-emergency medical transportation to Bay area medical facilities.

CASH/FUND BALANCE

As of July 1, 2012, the projected cash balance is estimated to be a positive \$3,165,220, compared to the July 1, 2011 positive balance of \$2,945,995. The increase is due to the receipt of funding for capital projects that have not yet been expended. These projects include the Patterson Intermodal Facility and the purchase of additional fare-boxes.

As of July 1, 2012 the projected fund balance is estimated to be \$5,513,451 compared to the July 1, 2011 fund balance of \$6,566,194. Transit's fund balance includes equipment net of accumulated depreciation of approximately \$2.8 million. The decrease in fund balance is a result of the annual depreciation of equipment, which is approximately \$500,000 non-cash expense, and the use of fund balance to offset normal operation costs.

Public Works - Local Transit System				
Classification	2010-2011 Actual	2011-2012 Adopted Budget	2012-2013 Requested Proposed Budget	2012-2013 Recommended Proposed Budget
Taxes	\$3,026,731	\$3,490,580	\$5,648,640	\$5,648,640
Licenses, Permits, Franchises	\$0	\$0	\$0	\$0
Fines, Forfeitures, Penalties	\$0	\$0	\$0	\$0
Revenue from use of Assets	\$37,826	\$0	\$0	\$0
Intergovernmental Revenue	\$897,939	\$448,314	\$370,924	\$370,924
Charges for Service	\$397,413	\$463,468	\$450,282	\$450,282
Miscellaneous Revenue	\$104,725	\$0	\$0	\$0
Other Financing Sources	\$0	\$0	\$0	\$0
Total Revenue	\$4,464,634	\$4,402,362	\$6,469,846	\$6,469,846
Salaries and Benefits	\$364,460	\$477,151	\$381,343	\$381,343
Services and Supplies	\$3,007,231	\$3,641,065	\$3,935,782	\$3,935,782
Other Charges	\$639,102	\$719,079	\$861,319	\$861,319
Fixed Assets				
Equipment	(\$38,982)	\$807,000	\$2,674,695	\$2,674,695
Other Financing Uses	\$10,239	\$0	\$0	\$0
Equity	\$0	\$0	\$0	\$0
Intrafund	\$0	\$0	\$0	\$0
Contingencies	\$0	\$0	\$0	\$0
Gross Costs	\$3,982,050	\$5,644,295	\$7,853,139	\$7,853,139
Retained Earnings	(\$482,584)	\$1,241,933	\$1,383,293	\$1,383,293
Net County Cost	\$0	\$0	\$0	\$0

PROGRAM DISCUSSION

At the proposed level of funding, the Division can maintain the intercity and intracity transit services to the cities and communities of Stanislaus County, the non-emergency medical transportation service to Bay Area medical facilities, and the interregional transit service to Merced County. The Transit Division will continue to operate under Memorandums of Understanding for the public transit services for the Cities of Waterford, Patterson and Newman.

The proposed budget contains \$2,674,695 in fixed asset funding. This funding consists of \$149,695 for Intelligence Transportation Systems, and \$2,525,000 for the procurement of two 32' paratransit buses and three Compressed Natural Gas (CNG) heavy-duty 40' buses. The paratransit buses will be used to meet increased service demand on existing routes and to mitigate circumstances where passengers are left at bus stops due to capacity overloads. The CNG buses will be used to meet increased demands on existing routes. These buses may also be used to replace existing buses that are approaching the end of the useful lives based on Federal Transit Administration regulations.

With the proposed schedule changes in August 2012 to address customer comments and service requests, the Transit Division will be making service time changes to routes and will be adding runs to the Route 10 service between Modesto and Turlock, Route 60 between Modesto and Oakdale and the Waterford/Modesto Runabout between Waterford & Modesto.

Based on information received from the Stanislaus Council of Governments (StanCOG), funding for the Transit Division through the State Transportation Development Act (TDA), Local Transportation funds (LTF) and State Transit Assistance (STA) Funds, will be adequate to fund the Division at the proposed budget level.

Eight of the County's twelve labor organizations have agreed on a permanent 6% salary deduction to be effective July 1, 2012. The County is currently in negotiations with the remaining four labor groups. Two positions in this budget are represented by one of these four groups. The estimated cost of not having these agreements in place for this budget with these groups represents an increase in cost over

2011-2012 salary costs of \$9,368 which is the equivalent of no full-time positions. In the absence of these Agreements, any reductions-in-force would likely occur as part of the Final Budget.

STAFFING IMPACTS

Total current authorized positions— 3

There are no recommended changes to the current level of staffing.

Total recommended authorized positions— 3

RECOMMENDED PROPOSED BUDGET

It is recommended that a budget of \$7,853,139 be approved for Public Works – Local Transit System as an interim spending plan until the Final Budget is adopted. This budget is funded from \$6,469,846 in estimated department revenue and \$1,383,293 in departmental retained earnings. This department will be negatively impacted by the lack of labor agreements and will need to address priority programs/services, staffing and the use of the fund balance savings in the Final Budget.

STANISLAUS COUNTY, CALIFORNIA
Budget Year 2012-2013
PUBLIC RESOURCES
Public Ways



PUBLIC WORKS—MORGAN SHOP

Budget Unit 5121 0042100
Internal Service Fund

SERVICES PROVIDED

Public Works – Morgan Shop is an Internal Service Fund (ISF) operation that provides equipment and vehicles to other Public Works divisions, primarily the Road & Bridge Division. The user divisions pay a rental rate to Morgan Shop when using equipment and vehicles. In addition, Morgan Shop provides vehicle and equipment maintenance as requested to other County Departments. Morgan Shop also provides Compressed Natural Gas (CNG), unleaded, and diesel fueling to County Departments and CNG fueling to other local jurisdictions.

CASH/FUND BALANCE

As of July 1, 2012 the projected cash balance is estimated to be a positive \$2,059,047, compared to the July 1, 2011 positive balance of \$2,197,446. This positive cash balance is a result of equipment rental revenue. Equipment replacement is funded from an element of Morgan Shop's equipment rental rate. The equipment replacement component will be used to replace or update old and depleted vehicles which will enable the department to meet the needs of the Road & Bridges Division as they maintain and repair County roads, bridges, and storm water systems. The proposed budget uses a portion of the projected cash balance for these equipment purchases.

As of July 1, 2012, the projected fund balance is estimated to be \$8,346,986 compared to the July 1, 2011 fund balance of \$9,462,272. Due to a double entry in accounts receivable, the prior year's fund balance was overstated by \$547,000. This error was corrected in Fiscal Year 2011-2012. Therefore the correct balance in the prior year's fund balance should be \$8,915,272. The decrease is due to a budgeted \$545,000 in fund balance for the purchase of fixed assets which has not yet been expensed.

Public Works - Morgan Shop				
Classification	2010-2011 Actual	2011-2012 Adopted Budget	2012-2013 Requested Proposed Budget	2012-2013 Recommended Proposed Budget
Taxes	\$0	\$0	\$0	\$0
Licenses, Permits, Franchises	\$0	\$0	\$0	\$0
Fines, Forfeitures, Penalties	\$0	\$0	\$0	\$0
Revenue from use of Assets	\$0	\$0	\$0	\$0
Intergovernmental Revenue	\$3,217,877	\$35,981	\$58,840	\$58,840
Charges for Service	\$2,844,243	\$2,861,158	\$3,195,040	\$3,195,040
Miscellaneous Revenue	\$9,101	\$1,058	\$1,500	\$1,500
Other Financing Sources	\$30,361	\$30,000	\$100,000	\$100,000
Total Revenue	\$6,101,582	\$2,928,197	\$3,355,380	\$3,355,380
Salaries and Benefits	\$717,210	\$742,485	\$758,576	\$758,576
Services and Supplies	\$1,304,170	\$1,233,896	\$1,482,499	\$1,482,499
Other Charges	\$980,029	\$1,071,227	\$1,090,592	\$1,090,592
Fixed Assets				
Equipment	(\$3,186)	\$545,000	\$350,000	\$350,000
Other Financing Uses	\$20,179	\$0	\$0	\$0
Equity	\$0	\$0	\$0	\$0
Intrafund	\$0	\$0	\$0	\$0
Contingencies	\$0	\$0	\$0	\$0
Gross Costs	\$3,018,402	\$3,592,608	\$3,681,667	\$3,681,667
Retained Earnings	(\$3,083,180)	\$664,411	\$326,287	\$326,287
Net County Cost	\$0	\$0	\$0	\$0

PROGRAM DISCUSSION

At the proposed level of funding, the Department can maintain the resources necessary to support safe and reliable equipment and vehicles, fueled and ready for use by County departments and other local jurisdictions. This is completed through acquisition and disposal of heavy equipment and other vehicles, preventative maintenance, and equipment and vehicle repair. Morgan Shop's core function is to provide heavy equipment needed for road maintenance, including providing fuel and repair services.

The Proposed Budget includes the purchase of up to five light duty vehicles, and one heavy-duty vehicle needed to replace existing aged and depleted equipment. Currently, Public Works-Morgan Shop has fifteen light duty vehicles (pick-ups) that have excessive mileage. Five of these trucks have over 200,000 miles each, and vehicle maintenance costs exceed the value of the vehicles. Replacing five of the light duty vehicles and one heavy-duty vehicle will be sufficient in providing Public Works adequate means of transportation and necessary tools to perform their job functions within the Department's current staffing levels. A portion of Public Works-Morgan Shop's equipment rental revenue provides for the replacement of aged and depleted equipment and accumulates in the fund balance. An estimated \$325,000 of Morgan Shop's fund balance will be used for the purchase of the new vehicles. The existing old and depleted vehicles replaced by the new vehicles will be declared surplus and auctioned, with the proceeds returned to the Morgan Shop budget.

The requested Proposed Budget of \$3,681,667 is funded by \$3,355,380 in estimated department revenue and \$326,287 in department retained earnings. This compares to the Fiscal Year 2011-2012 adjusted budget of \$5,028,232 and \$3,975,867 respectively (with requested mid-year adjustments). The decrease in both expenditures and revenues is the result of \$1.7 million in vehicle purchases in Fiscal Year 2011-2012 and only \$350,000 proposed for Budget Year 2012-2013. It is projected that the division's cash balance at June 30, 2012 will be sufficient to balance this budget in Budget Year 2012-2013. Included in Morgan Shop's budget is an estimated \$947,000 in the Depreciation & Amortization expenditure account. Depreciation is a non-cash expense, reducing the value of the asset (equipment) and will not impact the Department's cash balance.

Eight of the County's twelve labor organizations have agreed on a permanent 6% salary deduction to be effective July 1, 2012. The County is currently in negotiations with the remaining four labor groups. Seven positions in this budget are represented by one of these four groups. The estimated cost of not having these agreements in place for this budget with these groups represents an increase in cost over 2011-2012 salary costs of \$26,067 which is the equivalent of no full-time positions. In the absence of these Agreements, any reductions-in-force would likely occur as part of the Final Budget.

STAFFING IMPACTS

Total current authorized positions— 8

There are no recommended changes to the current level of staffing.

Total recommended authorized positions— 8

RECOMMENDED PROPOSED BUDGET

It is recommended that a budget of \$3,681,667 be approved for Public Works – Morgan Shop as an interim spending plan until the Final Budget is adopted. This budget is funded from \$3,355,380 in estimated department revenue and \$326,287 in departmental retained earnings. This department will be negatively impacted by the lack of labor agreements and will need to address priority programs/services, staffing and the use of the fund balance savings in the Final Budget.

STANISLAUS COUNTY, CALIFORNIA
Budget Year 2012-2013
PUBLIC RESOURCES
Public Ways



PUBLIC WORKS—ROAD AND BRIDGE

Budget Unit 1101 0040399
 Special Revenue Fund

SERVICES PROVIDED

The Road and Bridge Division of the Public Works Department maintains Stanislaus County's 1,521-mile road system and 232 bridges. This includes preventive maintenance, resurfacing roadways, and maintenance of bridges and storm water systems. Other core duties include signing and striping of the roadways, vegetation control, and emergency response.

CASH/FUND BALANCE

As of July 1, 2012, the projected cash balance is estimated to be a positive \$19 million compared to the July 1, 2011 positive balance of \$18 million. The fund balance is projected to be \$19.3 million. The variance between cash and fund balance is primarily due to the non-cash asset of road materials inventory. While this balance appears large, approximately \$9.2 million of the projected cash balance has been obligated for existing, approved projects. The cash balance is a compilation of Road & Bridge Operations, Road Capital Projects, Proposition 1B, and Kaiser Voluntary Funds. The increase in cash is attributable to the receipt of the final installment of Proposition 1B funds.

Public Works - Road and Bridge				
Classification	2010-2011 Actual	2011-2012 Adopted Budget	2012-2013 Requested Proposed Budget	2012-2013 Recommended Proposed Budget
Taxes	\$1,354,042	\$500,000	\$1,000,000	\$1,000,000
Licenses, Permits, Franchises	\$20,200	\$20,450	\$20,450	\$20,450
Fines, Forfeitures, Penalties	\$0	\$0	\$0	\$0
Revenue from use of Assets	\$292,496	\$127,700	\$152,700	\$152,700
Intergovernmental Revenue	\$25,178,975	\$30,293,014	\$77,154,276	\$77,154,276
Charges for Service	\$261,548	\$224,500	\$20,000	\$20,000
Miscellaneous Revenue	\$19,515	\$0	\$0	\$0
Other Financing Sources	\$13,425,019	\$4,348,820	\$4,005,599	\$4,005,599
Total Revenue	\$40,551,795	\$35,514,484	\$82,353,025	\$82,353,025
Salaries and Benefits	\$4,318,091	\$4,659,409	\$4,732,501	\$4,732,501
Services and Supplies	\$17,566,377	\$29,511,972	\$76,555,739	\$76,555,739
Other Charges	\$6,353,880	\$6,534,470	\$7,961,261	\$7,961,261
Fixed Assets				
Buildings & Improvements	\$82,451	\$0	\$0	\$0
Other Financing Uses	\$5,885,238	\$0	\$0	\$0
Equity	\$0	\$0	\$0	\$0
Intrafund	\$0	\$0	\$0	\$0
Contingencies	\$0	\$0	\$0	\$0
Gross Costs	\$34,206,037	\$40,705,851	\$89,249,501	\$89,249,501
Fund Balance	(\$6,345,758)	\$5,191,367	\$6,896,476	\$6,896,476
Net County Cost	\$0	\$0	\$0	\$0

PROGRAM DISCUSSION

At the proposed level of funding, the Department can maintain the County's roadway system in a reasonably safe and cost effective manner. This includes repairs, improvements, and preventive maintenance performed on an annual basis. The budget also provides for 24-hour emergency response to road hazards and weather related emergencies. Public Works Road Operations also provides maintenance of County Service Area (CSA) storm drain systems and lighting districts. These maintenance costs are reimbursed by the respective districts.

This budget rolls up the individual budgets for Road & Bridge Operations (\$14,072,902) and Road Construction Projects (\$75,176,599) for a total of \$89,249,501. This is an increase of \$48,543,650 from the Fiscal Year 2011-2012 combined budget of \$40,705,851. The increase is the result of two major projects scheduled to begin construction in Budget Year 2012-2013. The SR99 at Kiernan Interchange project is anticipated at a cost of \$37 million and the Claribel Road Widening, including the traffic signal at Coffee Road is projected at \$12 million. There were two substantial impacts to the Road Operations budget. Retirement costs increased \$140,000 and general liability increased from \$217,000 to \$657,000. A portion of these increases was offset by reductions in health insurance and engineering costs.

The Department changed the process for the budgeting of Road Capital projects in Fiscal Year 2010-2011. Prior to then, previous year's project appropriations were "rolled forward" into the following budget year, creating a variance between the proposed and legal budget. Starting in Fiscal Year 2010-2011, appropriations are not rolled forward, but instead are included in the proposed budget, providing a comprehensive annual spending plan. The presented budget contains approximately \$7 million of prior year projects. These projects include:

- ◆ State Route 99 at Kiernan (Interchange improvements)-Preliminary engineering
- ◆ State Route 99 at Hammett (Interchange improvements)
- ◆ Claribel Rd widening (McHenry Ave to Oakdale Rd)
- ◆ Crows Landing Bridge at San Joaquin River (seismic)
- ◆ Crows Landing Rd at West Main Ave
- ◆ Geer Road Bridge at Tuolumne River (seismic)
- ◆ Hatch Road at Carpenter Rd (intersection improvements)
- ◆ Hatch Rd at Santa Fe Ave (intersection improvements)
- ◆ Howard Rd Bike Trail
- ◆ Kilburn Road Bridge at Orestimba Creek
- ◆ Las Palmas Ave at Elm Ave (intersection improvements)
- ◆ Las Palmas Ave at Sycamore (intersection improvements)
- ◆ River Road Bridge at San Joaquin River (seismic)
- ◆ RSTP Phase D (various roads)
- ◆ Santa Fe Bridge at Tuolumne River
- ◆ Tegner Rd Bridge at TID Lateral 5

The requested budget also provides funding for approximately \$68 million of additional road construction projects for a project total of \$75 million. Total funding for road projects consists of federal and state (\$63 million), public facility fee (\$4 million), Proposition and current fund balance, including retained Proposition 1B funds (\$8 million).

Proposed projects are listed below and are outlined in Stanislaus County's Capital Improvement Plan.

Design Engineering

- ◆ Crabtree Rd Bridge at Dry Creek
- ◆ Cooperstown Rd Bridge at Rydberg Creek
- ◆ Hickman Rd Bridge at Tuolumne River
- ◆ Tim Bell Rd Bridge at Dry Creek
- ◆ Golden State Blvd at Golf/Berkeley
- ◆ Las Palmas Ave Bridge at San Joaquin River
- ◆ Gilbert Rd Bridge at TID Ceres Main Canal
- ◆ Cooperstown Rd Bridge at Gallup Creek

- ◆ Shields Rd Bridge at CCID Main Canal
- ◆ Milton Rd Bridge at Rock Creek
- ◆ St. Francis Ave Bridge at MID Main Canal
- ◆ Sonora Rd Bridge at Martells Creek
- ◆ Pete Miller Rd Bridge at Tuolumne River

Construction Engineering

- ◆ Geer Rd Bridge at Tuolumne River
- ◆ RSTP Phase E
- ◆ Claribel Road Widening (includes signal at Coffee/Claribel)
- ◆ State Route 99 at Kiernan Ave Interchange
- ◆ 2012-2013 Fog Seal (various roads)

This budget also provides funding for the County's Storm Water Pollution Prevention Plan/National Pollutant Discharge Elimination System permit. This is an unfunded mandate with an annual cost to Public Works of approximately \$100,000.

The Road Operations division is comprised of three functional sections; Traffic, Bridge, and Paving. Although, there are no further staffing reductions in this budget unit for Budget Year 2012-2013, reductions in previous years continue to impact the Department. The Department continues to make every effort to maintain service levels in the face of reduced staffing. The expiration of Proposition 1B funding at the end of Fiscal Year 2011-2012 resulted in approximately a 15% reduction in funding levels from the base period of Fiscal Year 2008-2009. The Department began implementing a plan in Fiscal Year 2009-2010 to address the reduced funding. A total of six vacated positions have been unfunded in the past two years in preparation for this lapse in funding. The proposed budget achieves the 15% reduction goal.

Eight of the County's twelve labor organizations have agreed on a permanent 6% salary deduction to be effective July 1, 2012. The County is currently in negotiations with the remaining four labor groups. Fifty-six positions in this budget are represented by one of these four groups. The estimated cost of not having these agreements in place for this budget with these groups represents an increase in cost over 2011-2012 salary costs of \$187,656 which is the equivalent of two full-time positions. In the absence of these Agreements, any reductions-in-force would likely occur as part of the Final Budget.

Deferred Maintenance

Public Works is responsible for maintenance of public rights of way including roadways, bridges and drainage facilities within those rights of way. This infrastructure includes more than 1,500 miles of roadway, more than 230 bridges, and hundreds of drainage facility structures. Maintenance of this infrastructure includes shoulder maintenance, dirt roadway maintenance, signal maintenance, signage, striping, pothole repair, crack sealing, resurfacing of pavements, weed abatement, tree trimming, rock well drain rehabilitation, bridge deck sealing, repair of bridge spalling, bridge railing repair, erosion repair, and culvert pipe crossing cleaning and repair.

In terms of major maintenance, critical annual efforts can be described as follows:

Asphalt Overlays – \$200,000 per mile, 45 miles per year	\$ 9,000,000
Conventional Chip Resurfacing - \$50,000 per mile, 160 miles per year	\$ 8,000,000
Rock Well Catch Basin Rehabilitation – \$7,000 each, 10 per year	\$ 70,000
Culvert Rehabilitation - \$20,000 per crossing, 5 per year	\$ 100,000
Bridge Deck Sealing (methacrylate) - \$50,000 per bridge, 5 per year	<u>\$ 250,000</u>
Sub-Total	\$17,420,000

Other maintenance efforts include shoulder maintenance, dirt roadway maintenance, signal maintenance, striping, weed abatement, signage maintenance, pothole repair and miscellaneous bridge maintenance at an annual cost of \$7,000,000. This cost includes labor and material for this effort. Total maintenance needs are approximately \$24,400,000. Current maintenance revenues are approximately \$10,000,000, resulting in deferred maintenance cost of approximately \$14,400,000 per year.

STAFFING IMPACTS

Total current authorized positions— 57

There are no recommended changes to the current level of staffing.

Total recommended authorized positions— 57

RECOMMENDED PROPOSED BUDGET

It is recommended that a budget of \$89,249,501 be approved for Public Works – Road and Bridge. This budget is funded from \$82,353,025 in estimated departmental revenue and \$6,896,476 in departmental fund balance. This department will be negatively impacted by the lack of labor agreements and will need to address priority programs/services, staffing and the use of the fund balance savings in the Final Budget.



Efficient Delivery of Public Services

Assessor
Auditor-Controller
Board of Supervisors
Chief Executive Office
Clerk-Recorder
County Counsel
General Services Agency
Strategic Business Technology
Treasurer-Tax Collector

Efficient Delivery of Public Services

The public expects government to be responsive to their needs and to conduct business efficiently. County departments provide services to a diverse customer base. To serve customers effectively, departments must understand what is important to them and how to improve services. Customer feedback encourages County departments to remain focused on continuously improving how services are provided. Conducting business using the internet, is a convenient method for many residents. Providing services electronically recognizes this increasing trend and enhances the methods used to serve the public. The County can be reached online at www.stancounty.com. Improving the efficiency of core services allows staff to increase their focus on streamlining services and enhancing quality. Electronic services and more efficient processes mean customers spend less time conducting business with us.



- ◆ The Assessor is responsible for preparing an annual assessment roll for property tax revenues using fair, accurate and timely property valuations;
- ◆ The Auditor-Controller safeguards the County's resources and ensures its financial integrity through fiscal monitoring and reporting;
- ◆ The Board of Supervisors provides governing, administrative and legislative direction to County departments and determines the overall policies for Stanislaus County government;
- ◆ The Clerk of the Board maintains accurate County legislative records and provides customer access to those records;
- ◆ The Chief Executive Office provides overall leadership and management of County government, including the management of County resources, long-range financial planning, capital projects, and organizational planning;
- ◆ The Human Resources Division provides services to County departments, employees, and applicants. These services include: labor relations, policy development and implementation, recruitment and selection, classification, compensation, wellness and learning and development programs;
- ◆ The Risk Management Division of the Chief Executive Office manages the health, safety and well being of Stanislaus County employees through administration of employee benefits, liability claims/insurance, disabilities management (workers' compensation), and safety;
- ◆ The Clerk-Recorder processes all documents and records related to marriage licenses, certified copies of vital statistics, document filings and recording of real

property; processes passports; and conducts civil wedding ceremonies. The Clerk-Recorder is also responsible for conducting elections and ensuring citizens have the opportunity to exercise their right to vote;

- ◆ County Counsel serves as the principal legal counsel for the Board of Supervisors and provides legal advice to all County offices, departments and commissions;
- ◆ The General Services Agency supports County departments through purchasing services for goods, contracts, leased property and equipment; bulk store, delivery, mailroom and messenger services; through maintenance and operation of all building systems and equipment; and through maintenance services for County vehicles;
- ◆ Strategic Business Technology supports the technology and web-based needs of County departments by providing help desk and desktop support services, email services, technology security, and County website services; and
- ◆ The Treasurer-Tax Collector collects secured and unsecured property taxes, as well as other revenue, and issues various licenses including business licenses.

BUDGET YEAR 2012-2013 ISSUES

The 2012-2013 Proposed Budget recommends \$173,624,198 in appropriations for this priority area. These expenditures are funded by a combination of \$113,118,474 in department revenue, \$57,863,437 in revenue from the General Fund and \$2,642,287 in fund balance.

During the last three years, the Chief Executive Office – Risk-Management General Liability Self-Insurance fund has experienced a significant increase in its deficit in retained earnings due to litigation cases resulting in a projected year end deficit of approximately \$3.9 million based on the most recent actuarial analysis. The Department has a deficit repayment plan in place that includes paying back the deficit over five years in the amount of \$350,000 per year. In addition, all revenue that is received in excess of expenditures will be applied to the deficit to decrease the liability for current and future losses.

The Chief Executive Office – Risk Management Division Purchase Insurance has been renamed to Medical Self-Insurance with the implementation of the self-insured medical program effective January 1, 2012. A thorough cash and retained earnings analysis will be performed in the beginning of calendar year 2013 once the program has completed its first year and the program has developed enough data to analyze trends for future reserves.

Historically, the County has funded the costs of one election each fiscal year by including it in the base budget. The Clerk Recorder – Election Division has identified a shortfall of \$268,983 for election supply costs and equipment maintenance to conduct the November 2012 Presidential Election.

County Counsel has projected a shortfall of approximately \$173,524. Even with the carryover from Fiscal Year 2011-2012, County Counsel projects a shortfall of

approximately \$67,450. To balance the Department budget, County Counsel will initiate a reduction in force to eliminate a Confidential Assistant III position.

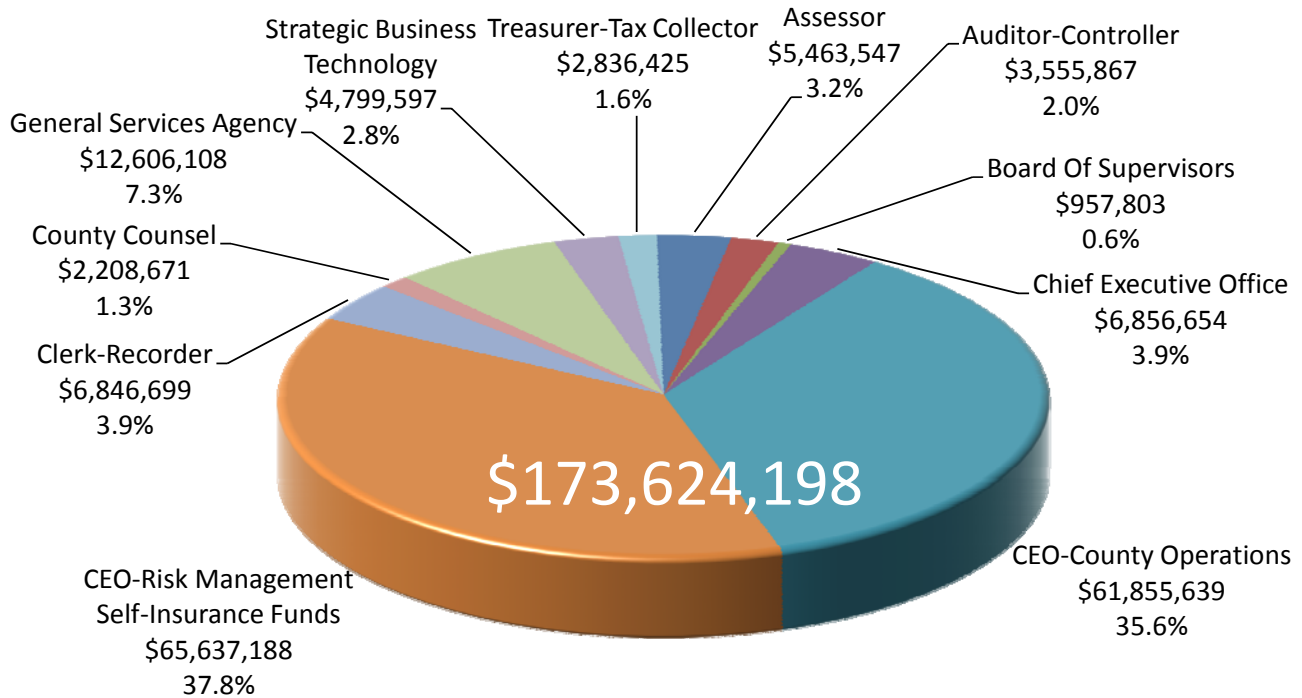
General Services Agency is completing the final phase of their reorganization in Budget Year 2012-2013. This includes the Administration budget no longer receiving a general fund contribution and instead charging out all costs to the other GSA divisions. In addition, the Purchasing division is included under Central Services beginning Budget Year 2012-2013. As an Internal Service Fund now all costs of services are charged based on the level of service provided.

Strategic Business Technology/Telecommunications continues to use retained earnings to assist in keeping charges to departments at a reduced level. In Budget Year 2012-2013 the Department has budgeted to replace the County core Wide Area Network (WAN) services switch, upgrade Internet services and data connectivity services.

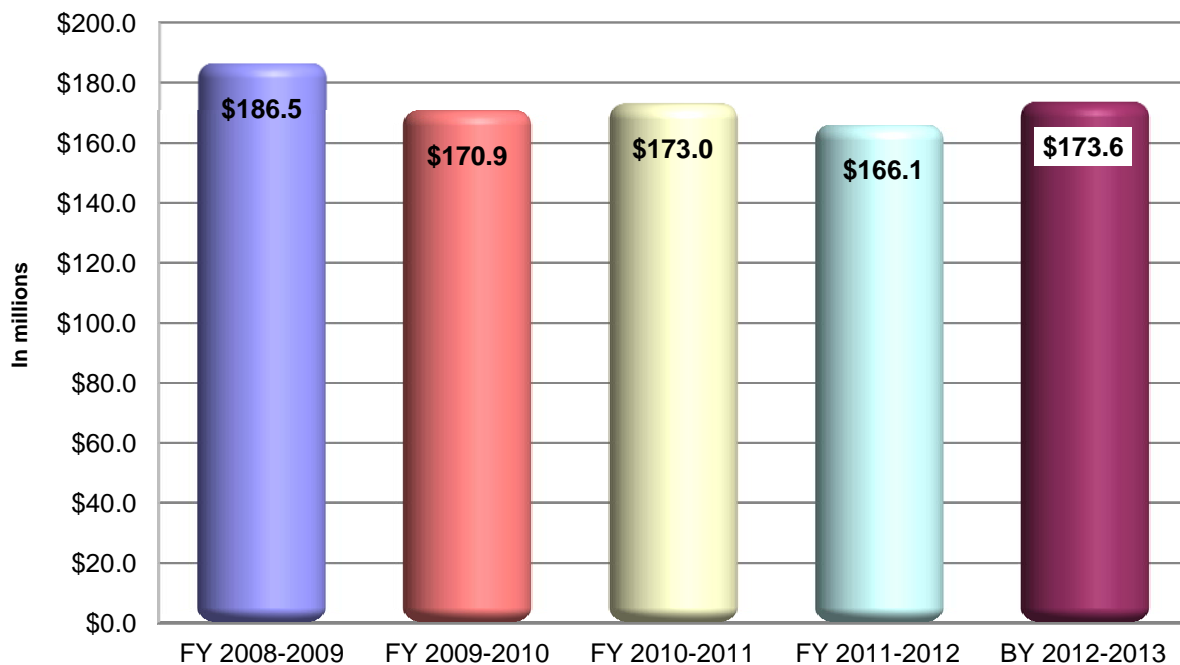


Efficient Delivery of Public Services

Recommended Appropriations Budget Year 2012-2013



Five Year Comparison of Appropriations





Efficient Delivery of Public Services

**Recommended
2012-2013**

PAGE

ASSESSOR				\$5,463,547
	Fund	Org		
424	0100	0012100	Assessor	\$5,463,547
AUDITOR-CONTROLLER				\$3,555,867
	Fund	Org		
429	0100	0013000	Auditor-Controller	\$3,555,867
BOARD OF SUPERVISORS				\$957,803
	Fund	Org		
433	0100	0014100	Board of Supervisors	\$957,803
CHIEF EXECUTIVE OFFICE				\$6,856,654
	Fund	Org		
439	0100	0015110	Operations and Services	\$5,425,468
442	0100	0015600	Risk Management Division	\$1,431,186
CEO-COUNTY OPERATIONS				\$61,855,639
	Fund	Org		
444	0100	0016041	Airport	\$0
446	0100	0016071	Appropriations for Contingencies	\$4,420,864
448	0100	0016021	Capital Improvement Financing Authority	\$140,633
450	0100	0016091	County Facilities	\$2,390,869
452	0100	0016046	Crows Landing Air Facility	\$107,125
454	0100	0016081	Debt Service	\$10,785,288
459	0100	0016401	General Fund Contribution to Other Programs	\$6,674,871
461	0100	0016051	General Fund Match--Vehicle License Fee	\$12,041,405
463	0100	0016061	Mandated County Match	\$23,902,049
465	0100	0016031	Plant Acquisition	\$1,392,535



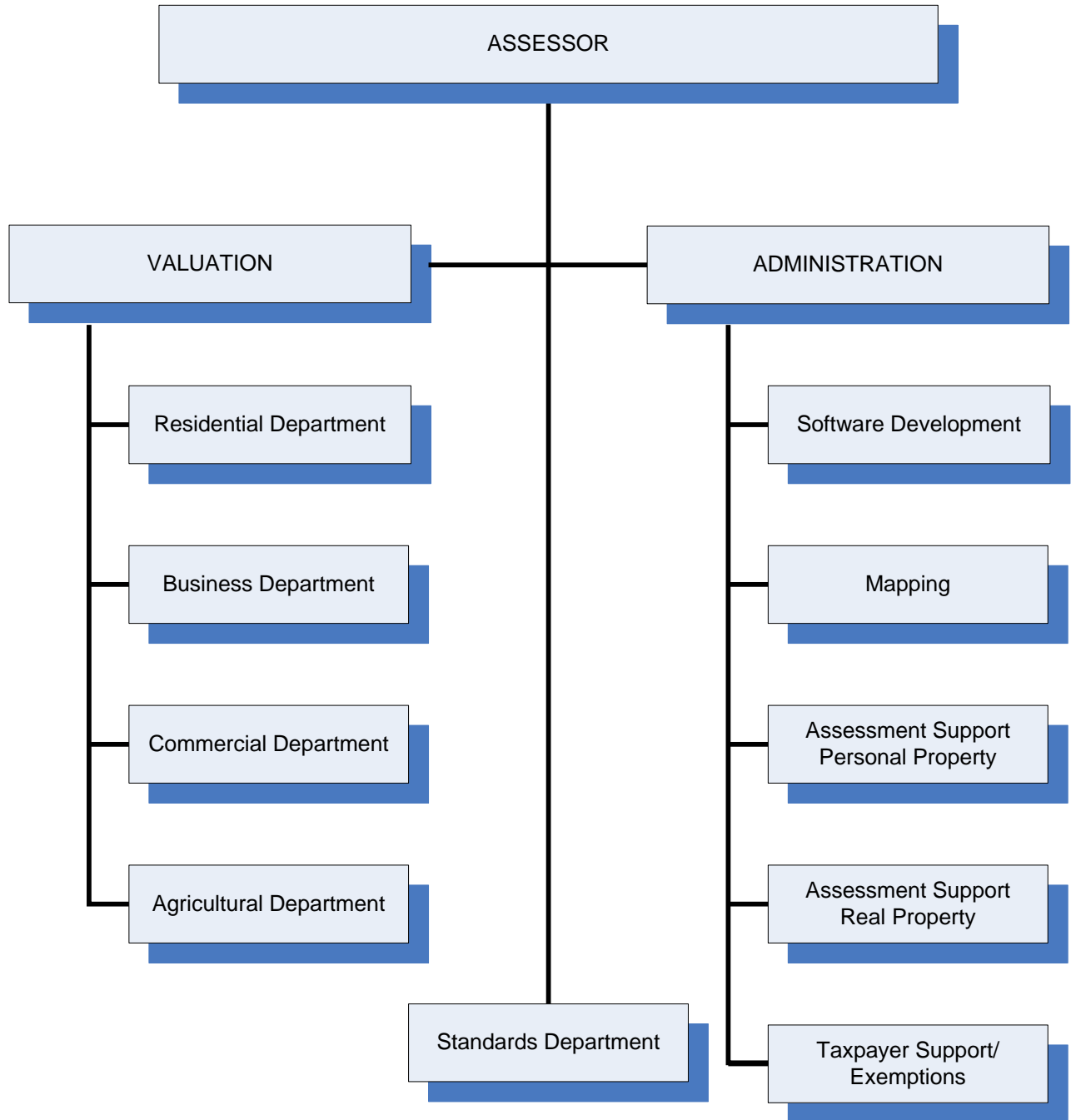
Efficient Delivery of Public Services

**Recommended
2012-2013**

PAGE

CEO-RISK MANAGEMENT SELF-INSURANCE FUNDS				\$65,637,188
Fund	Org			
467	5101	0018101	Dental Self-Insurance	\$3,956,995
469	5051	0018051	General Liability Self-Insurance	\$4,991,690
472	5091	0018091	Medical Self-Insurance	\$47,804,705
475	5093	0018093	Other Employee Benefits	\$389,947
477	5061	0018061	Professional Liability Self-Insurance	\$1,320,000
479	5071	0018071	Unemployment Self-Insurance	\$1,182,110
481	5111	0018111	Vision Care Self-Insurance	\$671,741
483	5081	0018081	Workers' Compensation Self-Insurance	\$5,320,000
CLERK-RECORDER				\$6,846,699
Fund	Org			
487	0100	0020001	Recorder Division	\$1,703,950
489	0100	0020299	Elections Division	\$2,013,948
491	1723	0020500	Clerk-Recorder Modernization	\$3,028,801
493	1786	0020601	Vital and Health Statistics	\$100,000
COUNTY COUNSEL				\$2,208,671
Fund	Org			
498	0100	0022000	County Counsel	\$2,208,671
GENERAL SERVICES AGENCY				\$12,606,108
Fund	Org			
503	0100	0019010	Administration	\$568,844
505	5001	0018210	Central Services Division	\$1,139,357
508	5170	0018700	Facilities Maintenance Division	\$4,260,627
511	5021	0018500	Fleet Services Division	\$2,563,621
513	0100	0015310	Purchasing Division	\$0
515	171A	0016200	12th Street Office Building	\$34,322
517	5170	0018720	Utilities	\$4,039,337
STRATEGIC BUSINESS TECHNOLOGY				\$4,799,597
Fund	Org			
522	5031	0048100	Strategic Business Technology	\$3,888,726
526	5011	0048200	Strategic Business Technology-Telecommunications	\$910,871
TREASURER-TAX COLLECTOR				\$2,836,425
Fund	Org			
531	0100	0030001	Treasurer-Admin/Taxes	\$1,396,270
533	0100	0030002	Revenue Recovery	\$888,535
535	0100	0030004	Treasury	\$551,620
TOTAL				\$173,624,198

STANISLAUS COUNTY
ASSESSOR



Revised March 2012

STANISLAUS COUNTY, CALIFORNIA
Budget Year 2012-2013
FISCAL GENERAL SERVICES
Finance



ASSESSOR
David E. Cogdill, Sr., MAI, RM

BUDGET AT A GLANCE	
Gross Costs	\$5,463,547
Total Revenue	\$1,612,000
Fund Balance/Retained Earnings	\$0
Net County Cost	\$3,851,547
Total Recommended Staffing	58
% Funded by Local Discretionary Funds	70.5%

MISSION STATEMENT

The mission of the Stanislaus County Assessor's office is to produce a fair, accurate and timely assessment roll while providing excellent customer service.

ACCOMPLISHMENTS AND OBJECTIVES

The Accomplishments and Objectives for the Assessor for the 2012-2013 Budget Year include:

FISCAL YEAR 2011-2012 ACCOMPLISHMENTS	BUDGET YEAR 2012-2013 OBJECTIVES
<ul style="list-style-type: none"> ◆ Developed a computer program for mass appraisal of commercial properties in response to declining values in this market segment. ◆ Refined the computer program for mass appraisal of agricultural properties that have declined in value. ◆ Created an on-line Annual Valuation Notice. 	<ul style="list-style-type: none"> ◆ Implement a paperless system to file Business Property Statements and Agricultural Property Statements. ◆ Expand the IT Department. ◆ Automate the Calamity application process. ◆ Improve efficiency by making all Department vehicles lap top adaptable.

STANISLAUS COUNTY, CALIFORNIA
Budget Year 2012-2013

FISCAL GENERAL SERVICES
Finance



ASSESSOR

Budget Unit 0100 0012100
General Fund

SERVICES PROVIDED

The Assessor is primarily responsible for preparing an annual assessment roll upon which property tax revenues are generated. The County, Public Schools, Cities, Redevelopment Agencies and Special Districts all rely on this revenue for funding operations.

The assessment roll includes all tangible property in California unless exempted or excluded from assessment by specific laws. Tangible property includes land, land improvements, growing improvements (this refers to trees and vines), buildings, structures, aircraft, boats, and business property with some exceptions.

All property, excluding supplies, movable equipment, boats, and aircraft are assessed based upon their market value when purchased or newly constructed. The Assessor determines the market value for the ownership changes and new construction. The supplies, movable equipment, boats, and aircraft are assessed based upon their annual market value on January 1 of each year.

The Assessor also maintains property parcel maps. These maps are available to the public in the Assessor's Office or at the County's web site (www.stancounty.com/assessor/map-books). The property tax assessment roll, property ownership information, and some property characteristics are also available to the public at the Assessor's Office.

Assessor				
Classification	2010-2011 Actual	2011-2012 Adopted Budget	2012-2013 Requested Proposed Budget	2012-2013 Recommended Proposed Budget
Taxes	\$0	\$0	\$0	\$0
Licenses, Permits, Franchises	\$0	\$0	\$0	\$0
Fines, Forfeitures, Penalties	\$91,991	\$100,000	\$67,500	\$67,500
Revenue from use of Assets	\$0	\$0	\$0	\$0
Intergovernmental Revenue	\$0	\$0	\$0	\$0
Charges for Service	\$1,538,176	\$1,562,000	\$1,537,500	\$1,537,500
Miscellaneous Revenue	\$20,999	\$12,500	\$7,000	\$7,000
Other Financing Sources	\$0	\$0	\$0	\$0
Total Revenue	\$1,651,166	\$1,674,500	\$1,612,000	\$1,612,000
Salaries and Benefits	\$4,796,096	\$4,875,755	\$4,776,256	\$4,776,256
Services and Supplies	\$367,869	\$401,682	\$422,307	\$422,307
Other Charges	\$170,195	\$145,030	\$264,984	\$264,984
Fixed Assets	\$0	\$0	\$0	\$0
Other Financing Uses	\$135,706	\$0	\$0	\$0
Equity	\$0	\$0	\$0	\$0
Intrafund	\$107,112	\$102,760	\$0	\$0
Contingencies	\$0	\$0	\$0	\$0
Gross Costs	\$5,576,978	\$5,525,227	\$5,463,547	\$5,463,547
Fund Balance	\$0	\$0	\$0	\$0
Net County Cost	\$3,925,812	\$3,850,727	\$3,851,547	\$3,851,547

PROGRAM DISCUSSION

At the proposed level of funding, the Department will maintain focus on the completion of all mandated services which include the processing of: property transfers, new construction, Proposition 8 market value reviews, Williamson Act valuations, annual business property valuations, business property audits and exemptions. Due to the workload, it will be necessary to continue to utilize mass appraising techniques and limit field inspections and certain appraisal processes. The Department plans to expand the use of technology in order to perform mandated functions. In addition to mandated functions, the Department will continue to defend appeals.

The Department is able to balance their 2012-2013 Proposed Budget through the use of the projected carryover funding from prior years, reduced operating costs and by not funding the vacant Account Clerk III and Confidential Assistant III positions.

Eight of the County's twelve labor organizations have agreed on a permanent 6% salary deduction to be effective July 1, 2012. The County is currently in negotiations with the remaining four labor groups. Fifty positions in this budget are represented by one of these four groups. The estimated cost of not having these agreements in place for this budget with these groups represents an increase in cost over 2011-2012 salary costs of \$189,080, which is the equivalent of three full-time positions. In the absence of these Agreements, any reduction-in-force would occur as part of the Final Budget.

The Department anticipates using approximately \$182,000 of prior year General Fund savings to fully fund the 2012-2013 Proposed Budget.

STAFFING IMPACTS

Total current authorized positions— 58*

*A reduction-in-force of one position was approved in the 2011-2012 Mid-Year Budget effective June 30, 2012. This number reflects the deletion of the position.

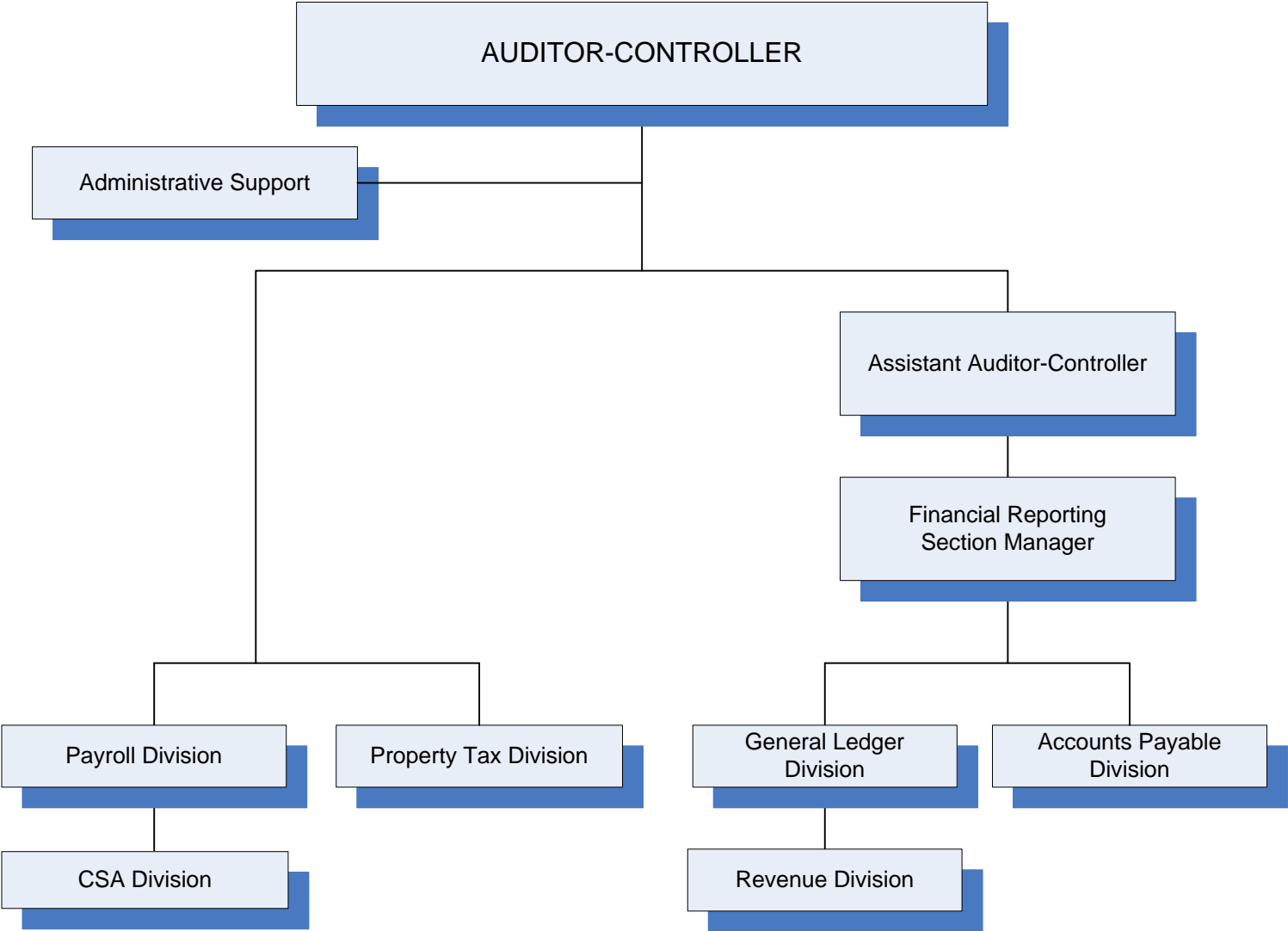
There are no recommended changes to the current level of staffing.

Total recommended authorized positions— 58

RECOMMENDED PROPOSED BUDGET

It is recommended that a budget of \$5,463,547 be approved for the Assessor's Department as an interim spending plan until the Final Budget is adopted. This budget is funded from \$1,612,000 in estimated department revenue and a \$3,851,547 contribution from the General Fund. The Department assumed the additional use of approximately \$182,000 of prior year General Fund Net County Cost savings to fully fund the projected 2012-2013 budget. This Department will be negatively impacted by the lack of labor agreements and will need to address priority programs/services, staffing and the use of the fund balance savings in the Final Budget.

**STANISLAUS COUNTY
AUDITOR-CONTROLLER**



STANISLAUS COUNTY, CALIFORNIA
Budget Year 2012-2013
FISCAL GENERAL SERVICES
Finance



AUDITOR-CONTROLLER
Lauren Klein, Auditor-Controller

BUDGET AT A GLANCE	
Gross Costs	\$3,555,867
Total Revenue	\$2,483,071
Fund Balance/Retained Earnings	<u>\$0</u>
Net County Cost	\$1,072,796
Total Recommended Staffing	33
% Funded by Local Discretionary Funds	30.2%

MISSION STATEMENT

Safeguard the County's resources and ensure its financial integrity through responsible fiscal monitoring and reporting.

ACCOMPLISHMENTS AND OBJECTIVES

The Accomplishments and Objectives for the Auditor-Controller for the 2012-2013 Budget Year include:

FISCAL YEAR 2011-2012 ACCOMPLISHMENTS	BUDGET YEAR 2012-2013 OBJECTIVES
<ul style="list-style-type: none"> ◆ Successfully implemented Oracle PeopleSoft system (payroll application) to version 9.1 without the use of consultants. ◆ Successfully implemented Oracle Financial Management System (financial application) to version 12. ◆ Successfully converted manual Journal Voucher entries to electronic upload process. 	<ul style="list-style-type: none"> ◆ Ensure Workflow procedures are in place within the Oracle PeopleSoft system. ◆ Develop electronic time sheets within the Oracle PeopleSoft system. ◆ Implement the use of an electronic filing system for payroll records. ◆ Develop reports within Oracle Financial Management System.



AUDITOR-CONTROLLER

Budget Unit 0100 0013000
General Fund

SERVICES PROVIDED

Core Services include:

The Auditor-Controller's Office is the chief financial department for the County with core services that include the following:

- ◆ Prepare the County's Annual Financial Report, County Cost Plan, State Controller's financial Report and budget schedules;
- ◆ Review monthly financial entries for propriety and close the financial records each month, including Cost Plan allocations;
- ◆ Conduct audits for compliance with County policies and State mandates;
- ◆ Review and disburse all check and electronic payments for County vendors and service providers;
- ◆ Administer the County purchasing card transactions;
- ◆ Record all school district, special district, and County fund revenue and expenditures;
- ◆ Administer payments and reporting for the County's outstanding debt, revenue sharing agreements, Public Facility Fees, Capital Projects, and Court Collection Reporting;
- ◆ Process biweekly paychecks and deductions consistent with memorandums of understanding (MOU), State, and Federal laws;
- ◆ Provide technical & security support for Payroll, Time & Labor, Benefits Administration, Personnel and the Training & Tracking modules;
- ◆ Apportion taxes, set tax rates, enroll direct assessments, establish bond rates, and administer the Teeter Plan, redevelopment agreements, and property tax agreements; and
- ◆ Prepare monthly assistance claim, disburse grants to Community Services Agency (CSA) clients and disburse vendor payments.

Auditor-Controller				
Classification	2010-2011 Actual	2011-2012 Adopted Budget	2012-2013 Requested Proposed Budget	2012-2013 Recommended Proposed Budget
Taxes	\$0	\$200,000	\$104,125	\$104,125
Licenses, Permits, Franchises	\$0	\$0	\$0	\$0
Fines, Forfeitures, Penalties	\$0	\$0	\$0	\$0
Revenue from use of Assets	\$107,543	\$115,000	\$121,537	\$121,537
Intergovernmental Revenue	\$51,376	\$64,560	\$40,900	\$40,900
Charges for Service	\$2,213,376	\$1,854,214	\$2,155,709	\$2,155,709
Miscellaneous Revenue	\$63,632	\$71,000	\$60,800	\$60,800
Other Financing Sources	\$0	\$0	\$0	\$0
Total Revenue	\$2,435,927	\$2,304,774	\$2,483,071	\$2,483,071
Salaries and Benefits	\$3,388,672	\$3,118,703	\$3,330,996	\$3,330,996
Services and Supplies	\$82,162	\$115,887	\$74,200	\$74,200
Other Charges	\$132,606	\$145,370	\$175,660	\$175,660
Fixed Assets	\$0	\$0	\$0	\$0
Other Financing Uses	\$97,992	\$0	\$0	\$0
Equity	\$0	\$0	\$0	\$0
Intrafund	\$72,513	(\$3,300)	(\$24,989)	(\$24,989)
Contingencies	\$0	\$0	\$0	\$0
Gross Costs	\$3,773,945	\$3,376,660	\$3,555,867	\$3,555,867
Fund Balance	\$0	\$0	\$0	\$0
Net County Cost	\$1,338,018	\$1,071,886	\$1,072,796	\$1,072,796

PROGRAM DISCUSSION

At the proposed level of funding, the Department can maintain core services that are legally mandated and are the responsibility of the office. During recent budget years the department has been reduced significantly due to the loss in general fund allocation. The Department will continue to provide core services with limited resources and capacity.

The Department consists of five divisions, administration, general ledger (including accounts payable, cost accounting and revenue), payroll, property tax and an accounting division located at the Community Services Agency.

During Fiscal Year 2011-2012, state legislation was enacted, The Dissolution Act, eliminating Redevelopment Agencies in the State of California. This legislation represents the most significant change to property tax laws since the passage of Proposition 13 in the late 1970's. The legislation requires increased responsibilities for Auditor-Controllers in the State of California. These increased responsibilities will be in place in subsequent years to come and has created an additional burden to limited resources.

Currently the Department projects \$167,528 in carryover to be used in Budget Year 2013-2014 when a source of revenue from property tax revenues will no longer be available. The \$167,528 consists of \$48,297 from Fiscal Year 2009-2010 and \$119,231 from Fiscal Year 2010-2011.

Eight of the County's twelve labor organizations have agreed on a permanent 6% salary deduction to be effective July 1, 2012. The County is currently in negotiations with the remaining four labor groups. Twenty positions in this budget are represented by one of these four groups. The estimated cost of not having these agreements in place for this budget with these groups represents an increase in cost over 2011-2012 salary costs of \$80,000, which is the equivalent of one full-time position. In the absence of these Agreements, any reduction-in-force would occur as part of the Final Budget.

The Department will continue to seek comprehensive and efficient process solutions in order to exist in an environment with increased responsibilities and limited resources. Utilizing existing applications to the fullest extent possible will be an important step in achieving that goal. In addition evaluating

existing accounting processes will provide further opportunity for improvement and efficiencies in meeting Department goals.

STAFFING IMPACTS

The Department is requesting to delete one filled Account Clerk II position. Technology changes have impacted the job duties for this position resulting in a reduced work load. The deletion will result in a reduction-in-force action.

Total current authorized positions—34

It is recommended to delete one filled Account Clerk II position, requiring a reduction-in-force action effective July 28, 2012.

Total recommended authorized positions— 33

RECOMMENDED PROPOSED BUDGET

It is recommended that a budget of \$3,555,867 be approved for the Auditor-Controller's Department as an interim spending plan until the Final Budget is adopted. This budget is funded from \$2,483,071 in estimated department revenue and a \$1,072,796 contribution from the General Fund. The Department assumed the additional use of approximately \$167,528 of prior year General Fund Net County Cost savings to fully fund the projected 2013-2014 budget.

STANISLAUS COUNTY, CALIFORNIA
Budget Year 2012-2013
FISCAL GENERAL SERVICES
Legislative/Administrative



BOARD OF SUPERVISORS
William O'Brien, Chairman
Vito Chiesa
Terry Withrow
Dick Monteith
Jim DeMartini

BUDGET AT A GLANCE

Gross Costs	\$957,803
Total Revenue	\$78,870
Fund Balance/Retained Earnings	\$0
Net County Cost	\$878,933
Total Recommended Staffing	9
% Funded by Local Discretionary Funds	91.8%

MISSION STATEMENT

Stanislaus County serves the public interest by promoting public health, safety, welfare and the local economy in an efficient, cost effective manner.

ACCOMPLISHMENTS AND OBJECTIVES

The Board of Supervisors will continue to guide the County and set the expectation levels for departments.

FISCAL YEAR 2011-2012 ACCOMPLISHMENTS	BUDGET YEAR 2012-2013 OBJECTIVES
<ul style="list-style-type: none"> ◆ The Board has continued to set policies, adopted the Fiscal Year 2011-2012 balanced budget, adopted ordinances and directed the administration of the County. 	<ul style="list-style-type: none"> ◆ The Board will continue to guide the priorities for the County and set expectation levels for departments.

STANISLAUS COUNTY, CALIFORNIA
Budget Year 2012-2013
FISCAL GENERAL SERVICES
Legislative/Administrative



BOARD OF SUPERVISORS

Budget Unit 0100 0014100
 General Fund

SERVICES PROVIDED

The Board of Supervisors provides a variety of governing, administrative, legislative functions and determines the overall policy direction for Stanislaus County government. The County is divided into five supervisorial districts and each supervisor is elected within the district. Regular public Board meetings are held most Tuesdays at 9:00 a.m., except the third Tuesday of the month when the meetings are held at 6:30 p.m. The Board of Supervisors has both legislative and administrative duties and responsibilities that include adopting ordinances on a wide range of subjects, adopting resolutions for the purpose of setting policy and providing for its administration, adopting an annual budget, and holding public hearings on a variety of matters such as zoning in the unincorporated area of the County. The administrative functions include the fiscal responsibilities for effective management of County government. The Board is assisted in its administrative responsibilities by the Chief Executive Officer who is delegated broad budgetary responsibility, including recommending an annual budget to the Board, control of budget expenditures, and overseeing the general day-to-day business functions of the County.

Board of Supervisors				
Classification	2010-2011 Actual	2011-2012 Adopted Budget	2012-2013 Requested Proposed Budget	2012-2013 Recommended Proposed Budget
Taxes	\$0	\$0	\$0	\$0
Licenses, Permits, Franchises	\$0	\$0	\$0	\$0
Fines, Forfeitures, Penalties	\$0	\$0	\$0	\$0
Revenue from use of Assets	\$0	\$0	\$0	\$0
Intergovernmental Revenue	\$282	\$0	\$0	\$0
Charges for Service	\$77,264	\$78,670	\$78,870	\$78,870
Miscellaneous Revenue	\$22	\$0	\$0	\$0
Other Financing Sources	\$0	\$0	\$0	\$0
Total Revenue	\$77,568	\$78,670	\$78,870	\$78,870
Salaries and Benefits	\$802,110	\$792,261	\$796,060	\$796,060
Services and Supplies	\$116,237	\$114,052	\$114,100	\$114,100
Other Charges	\$21,703	\$39,360	\$48,433	\$48,433
Fixed Assets	\$0	\$0	\$0	\$0
Other Financing Uses	\$19,563	\$0	\$0	\$0
Equity	\$0	\$0	\$0	\$0
Intrafund	\$32,269	\$11,850	(\$790)	(\$790)
Contingencies	\$0	\$0	\$0	\$0
Gross Costs	\$991,882	\$957,523	\$957,803	\$957,803
Fund Balance	\$0	\$0	\$0	\$0
Net County Cost	\$914,314	\$878,853	\$878,933	\$878,933

PROGRAM DISCUSSION

At the proposed level of funding, the Department can maintain funding of five Board of Supervisor members as well as two full-time, and one extra-help, Confidential Assistant III Field Representatives. As part of the First Quarter Financial Report, the Board approved the Reduction in Force of one 30 hour per week Field Representative; then on February 28, 2011, the Board approved the reorganization of their Division. The reorganization reduced the number of Field Representative from four positions that worked 30 hours each per week to two full-time positions and one extra-help position.

In Fiscal Year 2010-2011 the Board of Supervisors' budget received a contribution of \$89,925 from the Chief Executive Office Operations and Services budget. At the end of Fiscal Year 2010-2011 and Fiscal Year 2011-2012, an accumulated savings will be realized partially due the reorganization of the Board of Supervisors' support staff. It is recommended to transfer \$30,000 of net county cost savings back to the Chief Executive Office Operations and Services budget at Final Budget. These savings will be used to fund an allocated but unfunded Confidential Assistant III position in the Clerk of the Board's office. The new Division structure meets the administrative and fiscal requirements of the Division. The Board and their staff will be participating in the 6% permanent deduction in salaries beginning on July 1, 2012.

Eight of the County's twelve labor organizations have agreed on a permanent 6% salary deduction to be effective July 1, 2012. The County is currently in negotiations with the remaining four labor groups. None of the positions in this budget are represented by one of these four groups.

STAFFING IMPACTS

The Department is requesting to transfer out one vacant unfunded Confidential Assistant IV position and one vacant unfunded Confidential Assistant III position to the Chief Executive Office-Operations and Services budget. The transfer of these unfunded positions will not affect the active position allocation count.

Total current authorized positions—9

It is recommended to transfer out one vacant unfunded Confidential Assistant IV position and one vacant unfunded Confidential Assistant III position to the Chief Executive Office-Operations and Services budget and will not affect the County active position allocation count. There are no recommended changes to the current level of staffing.

Total recommended authorized positions—9

RECOMMENDED PROPOSED BUDGET

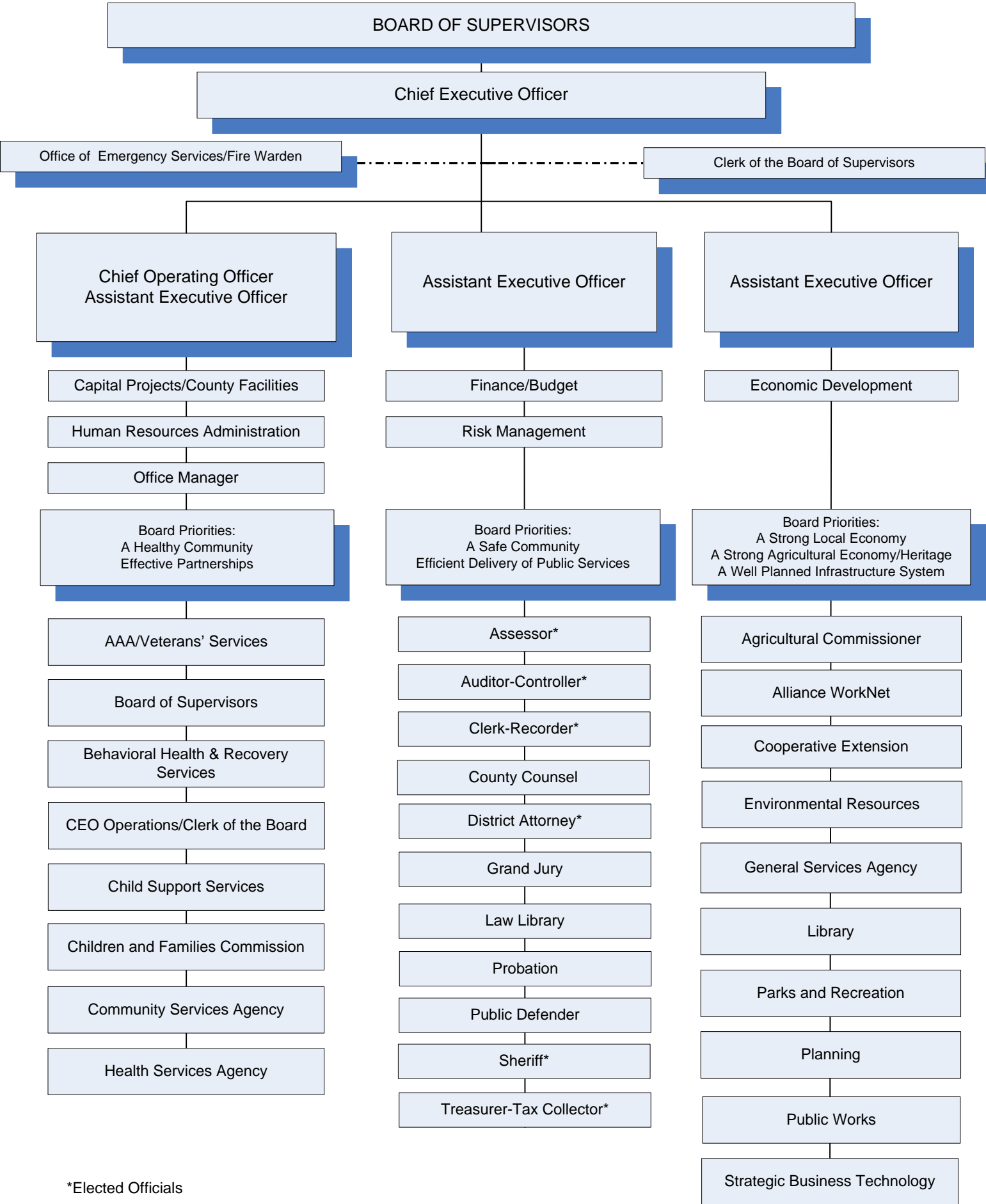
It is recommended that a budget of \$957,803 be approved for the Board of Supervisors. This budget is funded from \$78,870 in estimated department revenue and a \$878,933 contribution from the General Fund.

As part of the annual budget process, a review of the Board of Supervisors compensation is conducted. Stanislaus County Code, Section 2.04.030 provides a procedure and formula for evaluating Board of Supervisors' compensation, and requires the Chief Executive Officer to report the salary survey for supervisor compensation each year. As part of the 2010-2011 Proposed Budget process the Board of Supervisors decided to replace the Counties of Monterey, Sacramento, Solano, Sonoma and Ventura from the comparable counties and replace them with the Valley counties of Madera, Merced, Tulare and Kings. This action changed the comparison from eight counties to seven, and reduced the average compensation. The county ordinance was modified to reflect this change. Following is a table showing the salary survey of the seven counties now used pursuant to the amended ordinance.

COUNTY	MONTHLY SALARY
Fresno	\$8,939
Kern	\$7,819
Kings	\$4,661
Madera	\$5,960
Merced	\$8,075
San Joaquin	\$7,797
Tulare	\$7,532
Average	\$7,255
20% Below Average	\$5,804
Stanislaus	\$6,231
Stanislaus with current 5% deduction	\$5,919
Stanislaus with 6% salary deduction	\$5,857

The Stanislaus County Ordinance Code provides a formula for Board of Supervisors compensation. The Ordinance provides for increases of 3.75% to be granted on July 1st and January 1st when the base salary of the Stanislaus County Board of Supervisors falls more than 20% below the seven-county average of benchmarked counties. A salary survey of the seven-counties now used under the amended ordinance has been conducted and the findings are reflected above. This year 20% below the seven-county average is \$5,804 monthly. While the current stated compensation for County Supervisor is \$6,231 monthly, the Board members all take the 5% salary deduction, resulting in a current compensation of \$5,919. In Budget Year, 2012-2013, the Board will all be taking a 6% salary deduction. As a result of the survey results, no increase will occur.

**STANISLAUS COUNTY
CHIEF EXECUTIVE OFFICE**



*Elected Officials

**STANISLAUS COUNTY, CALIFORNIA
Budget Year 2012-2013**



**FISCAL GENERAL SERVICES
Legislative/Administrative**

**CHIEF EXECUTIVE OFFICE—
OPERATIONS AND SERVICES
Monica Nino, Chief Executive
Officer**

BUDGET AT A GLANCE

Gross Costs	\$6,856,654
Total Revenue	\$3,229,939
Fund Balance/Retained Earnings	\$0
Net County Cost	\$3,626,715
Total Recommended Staffing	48
% Funded by Local Discretionary Funds	52.9%

MISSION STATEMENT

The mission of the Chief Executive Office is to lead, to guide, to implement the County vision “to be the best.”

ACCOMPLISHMENTS AND OBJECTIVES

During the upcoming year, the Chief Executive Office will continue to focus on providing overall leadership and effective management of County government. The Office oversees the management of County resources; provides for the long-range financial, facilities and organizational planning; facilitate the development and implementation of the Board’s goals and outcomes; and ensures the most effective use of County personnel, money, facilities and equipment. The Accomplishments and Objectives for the 2012-2013 Budget Year include:

FISCAL YEAR 2011-2012 ACCOMPLISHMENTS	BUDGET YEAR 2012-2013 OBJECTIVES
<ul style="list-style-type: none"> ◆ The Capital Project Division continues to deliver important capital improvements including initiating the first SB 81 Juvenile Accountability Construction Project in the State for a 60 Bed Juvenile Commitment Center with Vocational and School Programs. Completion of the Public Health Lab Remodel for important diagnostic equipment, negotiation of an insurance settlement to replace 192 jail beds lost in the Honor Farm Fire. The Strategic Business Technology Server room project located at the Stanislaus Regional 911 Center will begin construction in June 2012 and design for a new Sheriff’s Coroner’s Facility re-using the former Medical Arts Building in downtown Modesto. A new Capital Improvement Plan is in place and significant work on a Facility Accessibility Plan is underway. ◆ Covanta - After over four years of negotiations, in January 2012, the Board of Supervisors and Modesto City Council approved a Term Sheet for the development of a new 15 year Service Agreement and revised Facility Site Lease with Covanta 	<ul style="list-style-type: none"> ◆ With significant capital projects work underway, 2012-13 will be primarily focused on the County’s award of \$80,000,000 in State Lease Revenue Bond Funding (AB 900 Phase II), State funding for local jail expansion in response to the significant shift in responsibilities known as Realignment 2011 which shifts incarceration and parolee responsibilities to local jails and Probation Departments. The local jail expansion plan adds two 192 bed Maximum Security Facilities as well as a 72 bed medical/mental health unit, a Programs/Day Reporting Facility and related facilities. An additional project funded by Public Facility Fees will provide additional support facilities and the 192 bed Honor Farm Replacement will begin construction in summer, 2012. ◆ Chief Executive Staff will continue to promote an economic development agenda through active partnerships with all cities (Regional Transportation Impact Fee (RTIF) development, StanCOG Management and Finance Committee, Transit Cost Share Committee), the Workforce Alliance

FISCAL YEAR 2011-2012 ACCOMPLISHMENTS	BUDGET YEAR 2012-2013 OBJECTIVES
<p>Stanislaus, Inc. for the continued operations of the Waste-to-Energy Plant. It is anticipated that final agreements will be presented to the Board of Supervisors and Modesto City Council in June 2012.</p> <ul style="list-style-type: none"> ◆ Three-Year Health Insurance Agreements for all bargaining units were adopted January 1, 2012. Under these new agreements the County expects to see annual savings of \$5.1 million in calendar year 2012 through a combination of increased employee share of cost with a new self-funded model. Additionally, eight County Labor Associations engaged in voluntary salary discussions with the County and agreed to a permanent 6% Salary Deduction Agreement to be effective July 1, 2012, after the expiration of the current 5% Salary Deduction Agreement. ◆ The Chief Executive Office is engaged in a number of health and social service initiatives that have county-wide significance. The non-profit Valley Consortium for Medical Education (VCME) supports the new Family Medicine Residency Training Program. County representatives to the Consortium play a vital role in the business of physician training. This past year the award of the Federal Teaching Health Center Grant has reduced the costs of the training program for the three partners, the County, Doctors Medical Center and Memorial Medical Center. In addition, we support the efforts of the San Joaquin-Stanislaus Collaborative, a two county effort to seek federal funding and improve the access to health care in our communities. Focus on other important and creative partnerships include Clean and Sober living programs and Strategic Planning for 24/7 secure mental health services. ◆ Chief Executive Office Senior Staff and County Departments worked to develop budget solutions to address the ongoing operational deficits and begin eliminating the need to supplement the operating budget with one time funding sources. The County anticipates ending the 2011-2012 Fiscal Year in a positive fiscal position and presenting a balanced 2012-2013 Proposed Budget. 	<p>(marketing and community outreach, Expect More Stanislaus initiative), and the business sector (active participation in Chamber of Commerce, Convention and Visitor Bureau and Planning Department ombudsman/project liaison interaction). In addition, staff will continue work toward developing the former Crows Landing Air Facility into a major job creation center for Stanislaus County and the region.</p> <ul style="list-style-type: none"> ◆ Chief Executive Office Senior Staff will continue to work closely with County Departments on the continued development of budget strategies that focus on the preservation of critical services, establish fiscal stability, ensure the highest level of fiscal integrity, and address continuing challenges in health and social services programs. ◆ A classification study on the Manager I-V series is currently underway and will be completed during the 2012-2013 Budget Year. The County originally established the broad classification series for Manager I-IV to streamline the pay administration system in 1998, by consolidating sixty management classifications into four broad classifications of work. The next step is to develop formal job specifications. This will allow departments to ensure equity among staff in these classifications, provide a tool for measuring performance and allow the County to clearly articulate the duties and the qualifications of these positions during recruitments. Additionally, the study will assist in ensuring compliance with merit systems; and, the Fair Labor Standards Act (FLSA). ◆ There will be four Stanislaus County Department Head vacancies to fill: Director of Planning and Community Development; Director of Child Support Services; Director of the Department of Environmental Resources and Parks and Recreation, and the Community Services Agency Director has notified the Chief Executive Officer of her intent to retire. Filling these critical positions with quality individuals and succession planning is a key objective of the organization.

STANISLAUS COUNTY, CALIFORNIA
Budget Year 2012-2013
FISCAL GENERAL SERVICES
Legislative/Administrative



CHIEF EXECUTIVE OFFICE—OPERATIONS AND SERVICES

Budget Unit 0100 0015110
 General Fund

SERVICES PROVIDED

The Chief Executive Office provides for the overall leadership and effective management of County government, pursuant to Board policy and the adopted budget. Specifically, the Office oversees the management of County resources; provides for the long-range financial, facility, and organizational planning; and ensures that County departments are producing services and results in accordance with the Board's goals, priorities, policies, budgets, and legal mandates; and improves management and business procedures to guarantee the most effective use of County personnel, money, facilities and equipment. This budget funds the staffing and most of the operational costs for the Human Resources, Capital Projects, Operations and Services, and Economic Development Divisions and the Clerk of the Board.

Chief Executive Office - Operations and Services				
Classification	2010-2011 Actual	2011-2012 Adopted Budget	2012-2013 Requested Proposed Budget	2012-2013 Recommended Proposed Budget
Taxes	\$0	\$0	\$0	\$0
Licenses, Permits, Franchises	\$0	\$0	\$0	\$0
Fines, Forfeitures, Penalties	\$0	\$0	\$0	\$0
Revenue from use of Assets	\$0	\$0	\$0	\$0
Intergovernmental Revenue	\$42,395	\$73,000	\$100,000	\$100,000
Charges for Service	\$2,272,843	\$1,711,732	\$1,941,400	\$1,941,400
Miscellaneous Revenue	\$1,660	\$200	\$300	\$300
Other Financing Sources	\$0	\$0	\$22,000	\$22,000
Total Revenue	\$2,316,898	\$1,784,932	\$2,063,700	\$2,063,700
Salaries and Benefits	\$4,601,471	\$4,317,439	\$4,153,487	\$4,153,487
Services and Supplies	\$1,036,852	\$745,776	\$1,008,790	\$1,008,790
Other Charges	\$186,526	\$234,940	\$297,141	\$297,141
Fixed Assets	\$0	\$0	\$0	\$0
Other Financing Uses	\$141,790	\$0	\$0	\$0
Equity	\$0	\$0	\$0	\$0
Intrafund	\$154,038	(\$59,890)	(\$33,950)	(\$33,950)
Contingencies	\$0	\$0	\$0	\$0
Gross Costs	\$6,120,677	\$5,238,265	\$5,425,468	\$5,425,468
Fund Balance	\$0	\$0	\$0	\$0
Net County Cost	\$3,803,779	\$3,453,333	\$3,361,768	\$3,361,768

PROGRAM DISCUSSION

At the proposed level of funding, the Department can maintain responsibility for finance, budget, debt management, human resources, departmental relations, public information, legislative and departmental training functions, Clerk of the Board, as well as capital projects, countywide leadership development, business improvement, economic development and organizational performance.

In Fiscal Year 2010-2011 the Board of Supervisors' budget received a contribution of \$89,925 from the Chief Executive Office Operations and Services budget. At the end of Fiscal Year 2010-2011 and Fiscal Year 2011-2012, an accumulated savings will be realized partially due the reorganization of the Board of Supervisors' support staff. It is recommended to transfer \$30,000 of net County costs savings back to the Chief Executive Office Operations and Services budget at Final Budget. These funds will be used to fund an unfunded Confidential Assistant III position in the Clerk of the Board's office.

Eight of the County's twelve labor organizations have agreed on a permanent 6% salary deduction to be effective July 1, 2012. The County is currently in negotiations with the remaining four labor groups. None of the positions in this budget are represented by any of these four groups.

STAFFING IMPACTS

The Department is requesting to transfer in one vacant unfunded Confidential Assistant IV position and one vacant unfunded Confidential Assistant III position from the Board of Supervisors-Clerk of the Board. The Department is also requesting to restore the vacant unfunded Confidential Assistant III position. The transfer of the vacant unfunded positions will not affect the County active position allocation count. Restoring the vacant unfunded Confidential Assistant III position will increase the Department allocation by one position.

Total current authorized positions— 37

It is recommended to transfer in one vacant unfunded Confidential Assistant IV and one vacant unfunded Confidential Assistant III position. It is also recommended to restore the one vacant Confidential Assistant III position.

Total recommended authorized positions— 38

RECOMMENDED PROPOSED BUDGET

It is recommended that a budget of \$5,425,468 be approved for the Chief Executive Office – Operations and Services as an interim spending plan until the Final Budget is adopted. This budget is funded from \$2,063,700 in estimated department revenue and a \$3,361,768 contribution from the General Fund. The Department assumed the additional use of approximately \$431,200 of prior year General Fund Net County Cost savings to fully fund the projected 2012-2013 budget. This department will need to address the use of fund balance savings in the Final Budget.



**CHIEF EXECUTIVE OFFICE—
RISK MANAGEMENT DIVISION**

Budget Unit 0100 0015600
General Fund

MISSION STATEMENT

The mission of the Risk Management Division of the Chief Executive Office is to serve as a resource for the health, safety, and well-being of Stanislaus County employees by managing risks and associated cost of claims, through continuous education, participation and communication.

ACCOMPLISHMENTS AND OBJECTIVES

The CEO-Risk Management Division continues to implement the ongoing restructuring of division staff and associated resources. The restructuring requires the division to focus resources on critical services and mandated compliance programs. The Accomplishments and Objectives for the Chief Executive Office Risk Management Division for the 2012-2013 Budget Year include:

FISCAL YEAR 2011-2012 ACCOMPLISHMENTS	BUDGET YEAR 2012-2013 OBJECTIVES
<ul style="list-style-type: none"> ◆ Safety Training and Occupational Safety and Health Administration (OSHA) Compliance: Supported County departments in maintaining safety training and operational compliance with County safety policies and OSHA regulations. ◆ Disability Management: Supported County departments in administering leave of absence and return-to-work programs. ◆ Employee Benefits: Worked with employee organizations to develop and evaluate alternative delivery systems for employee health insurance. ◆ Liability Program: Maintained loss insurance programs to minimize risk exposure and control liability. 	<ul style="list-style-type: none"> ◆ Disability Management: Provide additional training to Payroll and Human Resources staff on Family Medical Leave Act and other leave law compliance through which the County would experience reduced litigation cost. ◆ Employee Benefits: Continue implementation of new self-funded medical plans. ◆ Liability Program: Maintain loss insurance programs to minimize risk exposure and control liability.

STANISLAUS COUNTY, CALIFORNIA
Budget Year 2012-2013
FISCAL GENERAL SERVICES
Other General



CHIEF EXECUTIVE OFFICE—RISK MANAGEMENT DIVISION

Budget Unit 0100 0015600
 General Fund

SERVICES PROVIDED

This budget funds personnel and administrative operations of the CEO-Risk Management Division. The Division administers eight budgets in five functional areas including Administration, Employee Benefits (health, dental, vision, life, and unemployment insurance), Liability Claims/Insurance (general and professional liability), Disability Management (workers' compensation), and Safety.

Chief Executive Office - Risk Management Division				
Classification	2010-2011 Actual	2011-2012 Adopted Budget	2012-2013 Requested Proposed Budget	2012-2013 Recommended Proposed Budget
Taxes	\$0	\$0	\$0	\$0
Licenses, Permits, Franchises	\$0	\$0	\$0	\$0
Fines, Forfeitures, Penalties	\$0	\$0	\$0	\$0
Revenue from use of Assets	\$0	\$0	\$0	\$0
Intergovernmental Revenue	\$44,124	\$5,510	\$12,162	\$12,162
Charges for Service	\$1,105,815	\$1,181,379	\$1,153,977	\$1,153,977
Miscellaneous Revenue	\$55,373	\$100	\$100	\$100
Other Financing Sources	\$13,839	\$0	\$0	\$0
Total Revenue	\$1,219,151	\$1,186,989	\$1,166,239	\$1,166,239
Salaries and Benefits	\$1,277,020	\$1,234,051	\$1,161,080	\$1,161,080
Services and Supplies	\$98,807	\$173,835	\$221,310	\$221,310
Other Charges	\$44,222	\$41,830	\$54,583	\$54,583
Fixed Assets	\$0	\$0	\$0	\$0
Other Financing Uses	\$33,175	\$0	\$0	\$0
Equity	\$0	\$0	\$0	\$0
Intrafund	\$15,611	\$1,330	(\$5,787)	(\$5,787)
Contingencies	\$0	\$0	\$0	\$0
Gross Costs	\$1,468,835	\$1,451,046	\$1,431,186	\$1,431,186
Fund Balance	\$0	\$0	\$0	\$0
Net County Cost	\$249,684	\$264,057	\$264,947	\$264,947

PROGRAM DISCUSSION

At the proposed level of funding, the Chief Executive Office – Risk Management Division can maintain its core program services in workers' compensation, administration, safety training, Occupational Safety and Health Administration (OSHA) compliance, employee benefit administration, property and casualty insurance, general and auto liability insurance, medical malpractice insurance, and employee leave administration.

The Proposed Budget of \$1,431,186 represents an overall decrease in appropriations of \$19,860 from Fiscal Year 2011-2012. This reduction reflects the true cost of administering the risk management programs in the current year. If additional temporary contract or staffing support is needed, it will be funded from the previous years' carryover.

Projected appropriations of approximately \$90,000 will also be available as part of the Division's 2012-2013 budget as a result of the 75% carryover of Fiscal Year's 2011-2012 unused net county cost and 100% of the Division's 2010-2011 unused net county cost. The carryover will be used to fund additional contracts and salaries as needed to support employee benefit plan design changes and administration in 2013.

Eight of the County's twelve labor organizations have agreed on a permanent 6% salary deduction to be effective July 1, 2012. The County is currently in negotiations with the remaining four labor groups. No positions in this budget are represented by one of these four groups. Not having these agreements in place for this budget does not increase salary costs for this Department.

STAFFING IMPACTS

Total current authorized positions— 10

There are no recommended changes to the current level of staffing.

Total recommended authorized positions--10

RECOMMENDED PROPOSED BUDGET

It is recommended that a budget of \$1,431,186 be approved for the Chief Executive Office – Risk Management Division as an interim spending plan until the Final Budget is adopted. This budget is funded from \$1,166,239 in estimated department revenue and a \$264,947 contribution from the General Fund. The Department assumed the additional use of approximately \$90,000 of prior year General Fund Net County Cost savings to fully fund the projected 2012-2013 budget. This Department will need to address priority programs/services, staffing and the use of the fund balance savings in the Final Budget.

STANISLAUS COUNTY, CALIFORNIA
Budget Year 2012-2013



FISCAL GENERAL SERVICES
Transportation Terminals

CHIEF EXECUTIVE OFFICE—
AIRPORT

Budget Unit 0100 0016041
 General Fund

SERVICES PROVIDED

This Chief Executive Office – Airport budget historically has provided funding for improvements at the Modesto City/County Airport. In past years, the revenue received from Aircraft Taxes was recorded in this budget and transferred to the City of Modesto for improvements to the facility. Such improvements included maintenance of airplane hangars, installation of fire suppression systems and security improvements.

Chief Executive Office - Airport				
Classification	2010-2011 Actual	2011-2012 Adopted Budget	2012-2013 Requested Proposed Budget	2012-2013 Recommended Proposed Budget
Taxes	\$205,000	\$0	\$0	\$0
Licenses, Permits, Franchises	\$0	\$0	\$0	\$0
Fines, Forfeitures, Penalties	\$0	\$0	\$0	\$0
Revenue from use of Assets	\$0	\$0	\$0	\$0
Intergovernmental Revenue	\$0	\$0	\$0	\$0
Charges for Service	\$0	\$0	\$0	\$0
Miscellaneous Revenue	\$0	\$0	\$0	\$0
Other Financing Sources	\$0	\$0	\$0	\$0
Total Revenue	\$205,000	\$0	\$0	\$0
Salaries and Benefits	\$0	\$0	\$0	\$0
Services and Supplies	\$205,000	\$0	\$0	\$0
Other Charges	\$0	\$0	\$0	\$0
Fixed Assets	\$0	\$0	\$0	\$0
Other Financing Uses	\$0	\$0	\$0	\$0
Equity	\$0	\$0	\$0	\$0
Intrafund	\$0	\$0	\$0	\$0
Contingencies	\$0	\$0	\$0	\$0
Gross Costs	\$205,000	\$0	\$0	\$0
Fund Balance	\$0	\$0	\$0	\$0
Net County Cost	\$0	\$0	\$0	\$0

PROGRAM DISCUSSION

There is currently no allocation for this budget in the 2012-2013 Budget Year. As the revenue from Aircraft Taxes is discretionary, the current plan is that those funds be used as part of the County’s multi-year budget balancing strategy and allocated to other priority program areas. This item may be revisited as part of the Final Budget and any changes to this strategy will be considered at that time.

STAFFING IMPACTS

Total current authorized positions—0

RECOMMENDED PROPOSED BUDGET

There is no recommended Proposed Budget for the Chief Executive Office – Airport for Budget Year 2012-2013. The suspension of the annual funding for this program in Budget Year 2012-2013 will assist with balancing the County budget. Funding will be shifted to other County priorities as part of the multi-year budgeted strategy. The Chief Executive Office may revisit this item as part of the Final Budget and any changes to this plan will be considered at that time.

STANISLAUS COUNTY, CALIFORNIA
Budget Year 2012-2013
FISCAL GENERAL SERVICES
Other General



CHIEF EXECUTIVE OFFICE—
APPROPRIATIONS FOR CONTINGENCIES

Budget Unit 0100 0016071
General Fund

SERVICES PROVIDED

The Appropriations for Contingencies budget serves as the contingency fund for Stanislaus County. Funds from Contingencies can only be transferred by a 4/5 vote of the Board of Supervisors to operating budgets for emergencies and other unanticipated expenses.

The chart below lists the transfers from Appropriations for Contingencies for the last five years:

FISCAL YEAR	AMOUNT TRANSFERRED
2007-2008	\$7,157,127
2008-2009	\$3,840,742
2009-2010	\$1,218,400
2010-2011	\$389,346
2011-2012	\$10,000

* This amount reflects the total approved transfers as of April 11, 2012.

Chief Executive Office - Appropriations for Contingencies				
Classification	2010-2011 Actual	2011-2012 Adopted Budget	2012-2013 Requested Proposed Budget	2012-2013 Recommended Proposed Budget
Taxes	\$0	\$0	\$0	\$0
Licenses, Permits, Franchises	\$0	\$0	\$0	\$0
Fines, Forfeitures, Penalties	\$0	\$0	\$0	\$0
Revenue from use of Assets	\$0	\$0	\$0	\$0
Intergovernmental Revenue	\$0	\$0	\$0	\$0
Charges for Service	\$0	\$0	\$0	\$0
Miscellaneous Revenue	\$0	\$0	\$0	\$0
Other Financing Sources	\$0	\$0	\$0	\$0
Total Revenue	\$0	\$0	\$0	\$0
Salaries and Benefits	\$0	\$0	\$0	\$0
Services and Supplies	\$0	\$0	\$0	\$0
Other Charges	\$0	\$0	\$0	\$0
Fixed Assets	\$0	\$0	\$0	\$0
Other Financing Uses	\$0	\$0	\$0	\$0
Equity	\$0	\$0	\$0	\$0
Intrafund	\$0	\$0	\$0	\$0
Contingencies	\$0	\$4,420,864	\$4,420,864	\$4,420,864
Gross Costs	\$0	\$4,420,864	\$4,420,864	\$4,420,864
Fund Balance	\$0	\$0	\$0	\$0
Net County Cost	\$0	\$4,420,864	\$4,420,864	\$4,420,864

PROGRAM DISCUSSION

At the proposed level of funding, the Appropriations for Contingencies fund can maintain a moderate level of funding for unexpected fiscal and program exposure or emergencies which may occur due to the challenging economy, as well as potential reductions in Federal or State revenues or other program or community exposures.

STAFFING IMPACTS

Total current authorized positions— 0

RECOMMENDED PROPOSED BUDGET

It is recommended that a budget of \$4,420,864 be approved for the Chief Executive Office – Appropriations for Contingencies. This budget is funded from a \$4,420,864 contribution from the General Fund. It is anticipated that the Appropriations for Contingencies funds will be used only for critical exposures or emergencies.

STANISLAUS COUNTY, CALIFORNIA
Budget Year 2012-2013
FISCAL GENERAL SERVICES
Finance



CHIEF EXECUTIVE OFFICE—
CAPITAL IMPROVEMENT
FINANCING AUTHORITY
 Budget Unit 0100 0016021
 General Fund

SERVICES PROVIDED

The Capital Improvement Financing Authority (CIFA) budget provides funding for certain financial borrowing expenses and other professional staff service costs related to County financing initiatives.

Chief Executive Office - C.I.F.A.				
Classification	2010-2011 Actual	2011-2012 Adopted Budget	2012-2013 Requested Proposed Budget	2012-2013 Recommended Proposed Budget
Taxes	\$0	\$0	\$0	\$0
Licenses, Permits, Franchises	\$0	\$0	\$0	\$0
Fines, Forfeitures, Penalties	\$0	\$0	\$0	\$0
Revenue from use of Assets	\$0	\$0	\$0	\$0
Intergovernmental Revenue	\$0	\$0	\$0	\$0
Charges for Service	\$0	\$0	\$0	\$0
Miscellaneous Revenue	\$0	\$0	\$0	\$0
Other Financing Sources	\$0	\$0	\$0	\$0
Total Revenue	\$0	\$0	\$0	\$0
Salaries and Benefits	\$73,654	\$0	\$0	\$0
Services and Supplies	\$20,704	\$129,373	\$140,633	\$140,633
Other Charges	\$11,256	\$11,260	\$0	\$0
Fixed Assets	\$0	\$0	\$0	\$0
Other Financing Uses	\$0	\$0	\$0	\$0
Equity	\$0	\$0	\$0	\$0
Intrafund	\$0	\$0	\$0	\$0
Contingencies	\$0	\$0	\$0	\$0
Gross Costs	\$105,614	\$140,633	\$140,633	\$140,633
Fund Balance	\$0	\$0	\$0	\$0
Net County Cost	\$105,614	\$140,633	\$140,633	\$140,633

PROGRAM DISCUSSION

At the proposed level of funding, the Department can maintain the following anticipated expenses:

1. \$79,373 for arbitrage and disclosure services;
2. \$50,000 for financial advisor charges related to financing initiatives and analysis; and
3. \$11,260 for commercial insurance.

STAFFING IMPACTS

Total current authorized positions— 0

RECOMMENDED PROPOSED BUDGET

It is recommended that a budget of \$140,633 be approved for the Chief Executive Office-Capital Improvement Finance Authority budget, funded from the General Fund. At the current level of funding, this budget achieves its net county cost by prioritizing funding for certain financial borrowing expenses and other professional staff service costs related to County financing initiatives.

STANISLAUS COUNTY, CALIFORNIA
Budget Year 2012-2013
FISCAL GENERAL SERVICES
Property Management



CHIEF EXECUTIVE OFFICE—
COUNTY FACILITIES
 Budget Unit 0100 0016091
 General Fund

SERVICES PROVIDED

The County Facilities budget provides funding for minor facility improvements and costs associated with maintaining certain County property.

Chief Executive Office - County Facilities					
Classification	2010-2011 Actual	2011-2012 Adopted Budget	2012-2013 Requested Proposed Budget	2012-2013 Recommended Adjustments	2012-2013 Recommended Proposed Budget
Taxes	\$0	\$0	\$0	\$0	\$0
Licenses, Permits, Franchises	\$0	\$0	\$0	\$0	\$0
Fines, Forfeitures, Penalties	\$0	\$0	\$0	\$0	\$0
Revenue from use of Assets	\$5,375	\$2,400	\$4,000	\$0	\$4,000
Intergovernmental Revenue	\$0	\$0	\$0	\$0	\$0
Charges for Service	\$0	\$0	\$0	\$0	\$0
Miscellaneous Revenue	\$2,920	\$1,600	\$1,750	\$0	\$1,750
Other Financing Sources	\$0	\$0	\$0	\$0	\$0
Total Revenue	\$8,295	\$4,000	\$5,750	\$0	\$5,750
Salaries and Benefits	\$0	\$0	\$0	\$0	\$0
Services and Supplies	\$36,595	\$26,892	\$0	\$0	\$0
Other Charges	\$22,356	\$205,590	\$428,544	\$1,954,825	\$2,383,369
Fixed Assets	\$0	\$0	\$0	\$0	\$0
Other Financing Uses	\$0	\$0	\$0	\$0	\$0
Equity	\$0	\$0	\$0	\$0	\$0
Intrafund	\$274,952	\$141,640	\$7,500	\$0	\$7,500
Contingencies	\$0	\$0	\$0	\$0	\$0
Gross Costs	\$333,903	\$374,122	\$436,044	\$1,954,825	\$2,390,869
Fund Balance	\$0	\$0	\$0	\$0	\$0
Net County Cost	\$325,608	\$370,122	\$430,294	\$1,954,825	\$2,385,119

PROGRAM DISCUSSION

The proposed level of funding provides for elevator repairs, security at County Center III, telecommunications and internet service for the United Community Center in Grayson, utilities, building and preventative maintenance, and janitorial costs for the Ray Simon Regional Training Center, the Keyes Community Center, Paradise-Burbank Hall, the Law Library, Mancini Hall, Postal Encoding Center at County Center III, 12th Street Parking Garage, and for other County facility related expenses. Additionally, it is requested to augment this budget by an additional \$1,954,825. Of the total augmentation, \$500,000 is requested to fund a county wide American's with Disability Act (ADA) evaluation of existing county facilities and the development of a transition plan. Additionally, \$1,454,825 is requested to address critical repairs of the roof and heating, air conditioning, and ventilation (HVAC) system at the Probation administration and Juvenile Hall facilities. The total repair is

estimated to be \$4.2 million, which leaves a remaining exposure of \$2.75 million for this critical repair, which will be recommended to be evaluated as part of the 2012-2013 Final Budget.

STAFFING IMPACTS

Total current authorized positions— 0

RECOMMENDED PROPOSED BUDGET

It is recommended that a budget of \$2,390,869 be approved for the Chief Executive Office – County Facilities budget. This recommended budget includes an augmentation of \$1,954,825. At this level of funding, this budget will address minor facility improvements and costs associated with maintaining certain County property. The augmentation will fund an ADA evaluation of existing county facilities and the development of a transition plan, and will set aside approximately \$1.5 million for critical roof and HVAC repairs at the aging probation administration and juvenile hall facilities.

STANISLAUS COUNTY, CALIFORNIA
Budget Year 2012-2013
FISCAL GENERAL SERVICES
Transportation Terminals



CHIEF EXECUTIVE OFFICE—
CROWS LANDING AIR FACILITY
 Budget Unit 0100 0016046
 General Fund

SERVICES PROVIDED

The Crows Landing Air Facility budget provides funding for security, general liability, and master planning of the air facility acquired from the Federal government in late 2004. The Chief Executive Office currently manages an agricultural lease agreement of approximately 1,112 acres. Lease revenue is a significant component to the progressive and on-going planning of this development project. A security contract with local law enforcement is also in place for patrol services.

Chief Executive Office - Crows Landing Air Facility				
Classification	2010-2011 Actual	2011-2012 Adopted Budget	2012-2013 Requested Proposed Budget	2012-2013 Recommended Proposed Budget
Taxes	\$0	\$0	\$0	\$0
Licenses, Permits, Franchises	\$0	\$0	\$0	\$0
Fines, Forfeitures, Penalties	\$0	\$0	\$0	\$0
Revenue from use of Assets	(\$311,289)	\$90,968	\$107,125	\$107,125
Intergovernmental Revenue	\$0	\$0	\$0	\$0
Charges for Service	\$0	\$0	\$0	\$0
Miscellaneous Revenue	\$0	\$0	\$0	\$0
Other Financing Sources	\$0	\$0	\$0	\$0
Total Revenue	(\$311,289)	\$90,968	\$107,125	\$107,125
Salaries and Benefits	\$264	\$0	\$0	\$0
Services and Supplies	\$51,248	\$90,968	\$103,625	\$103,625
Other Charges	\$0	\$0	\$3,500	\$3,500
Fixed Assets	\$0	\$0	\$0	\$0
Other Financing Uses	\$0	\$0	\$0	\$0
Equity	\$0	\$0	\$0	\$0
Intrafund	\$3,856	\$0	\$0	\$0
Contingencies	\$0	\$0	\$0	\$0
Gross Costs	\$55,368	\$90,968	\$107,125	\$107,125
Fund Balance	\$0	\$0	\$0	\$0
Net County Cost	\$366,657	\$0	\$0	\$0

PROGRAM DISCUSSION

At this proposed level of funding, the Chief Executive Office will continue to advance the Crows Landing Air Facility development project. The primary emphasis of this economic development project continues to be future job creation opportunities as appropriate based on economic conditions. The Chief Executive Office will continue to provide on-going support to the property management oversight of the agricultural lease and security contract. The current three year agricultural lease between Stanislaus County and Melvin T. Wheeler and Sons was entered into in November 2010 and the initial year was dedicated to restoring the agricultural viability of the property. In Fiscal Year 2012-2013, the

agreement will enter year three of the agreement; yet there is an option to renew for two additional one-year terms. The existing security contract with the Sheriff's Department will expire in November 2014.

On March 8, 2011, the Board of Supervisors accepted an update and status report of the PCCP West Park Development Project and considered a revised project description and approved next steps. PCCP West Park, Master Developer, was authorized an additional 15 months to complete the preparation of the Draft Environmental Impact Report (DEIR), Specific Plan and Draft Disposition and Development Agreement based upon the revised project description now consisting of a footprint of approximately 2,900 total acres with the potential to create 17,000 jobs at build out. The Airport Layout Plan (ALP) and Narrative Report have been completed by PCCP West Park for the Crows Landing Air Facility Project. The ALP is based upon the Board approved reuse strategy and projects start up and interim use over a 20 year period. This report will fold into the California Environmental Quality Act (CEQA) process currently being prepared by the West Park Development team. A project update and full status report is due to the Board of Supervisors by the end of Fiscal Year 2011-2012.

STAFFING IMPACTS

Total current authorized positions—0

RECOMMENDED PROPOSED BUDGET

It is recommended that a budget of \$107,125 be approved for the Chief Executive Office – Crows Landing Air Facility. This budget is funded from \$107,125 in departmental revenue through an agricultural lease on the property.

STANISLAUS COUNTY, CALIFORNIA
Budget Year 2012-2013
FISCAL GENERAL SERVICES
Legislative/Administrative



CHIEF EXECUTIVE OFFICE—
DEBT SERVICE

Budget Unit 0100 0016081
 General Fund

SERVICES PROVIDED

This budget provides funding for County debt obligations. Gross debt obligations for Fiscal Year 2012-2013 total \$11,101,678 offset by \$217,813 of estimated earnings for a net debt service of \$10,883,865. The Schedule 9 reflects the debt service obligations for Budget Year 2012-2013, including offsetting revenue. Some revenue is reflected as negative expenditures in the Schedule 9.

Chief Executive Office - Debt Service				
Classification	2010-2011 Actual	2011-2012 Adopted Budget	2012-2013 Requested Proposed Budget	2012-2013 Recommended Proposed Budget
Taxes	\$0	\$0	\$0	\$0
Licenses, Permits, Franchises	\$0	\$0	\$0	\$0
Fines, Forfeitures, Penalties	\$0	\$0	\$0	\$0
Revenue from use of Assets	\$421,829	\$439,496	\$482,613	\$482,613
Intergovernmental Revenue	\$0	\$0	\$0	\$0
Charges for Service	\$1,743,029	\$1,592,240	\$1,493,270	\$1,493,270
Miscellaneous Revenue	\$0	\$938,953	\$0	\$0
Other Financing Sources	\$2,628,906	\$2,673,454	\$2,672,458	\$2,672,458
Total Revenue	\$4,793,764	\$5,644,143	\$4,648,341	\$4,648,341
Salaries and Benefits	\$0	\$0	\$0	\$0
Services and Supplies	\$0	\$0	\$0	\$0
Other Charges	\$0	\$0	\$0	\$0
Fixed Assets	\$0	\$0	\$0	\$0
Other Financing Uses	\$10,569,968	\$11,257,029	\$10,883,865	\$10,883,865
Equity	\$0	\$0	\$0	\$0
Intrafund	(\$425,559)	(\$425,871)	(\$98,577)	(\$98,577)
Contingencies	\$0	\$0	\$0	\$0
Gross Costs	\$10,144,409	\$10,831,158	\$10,785,288	\$10,785,288
Fund Balance	\$0	\$0	\$0	\$0
Net County Cost	\$5,350,645	\$5,187,015	\$6,136,947	\$6,136,947

PROGRAM DISCUSSION

The following chart reflects the debt service obligations for Budget Year 2012-2013 including offsetting revenue.

2012-2013 Debt Service							
Certificate of Participation	Description	Pay off Date	Gross Debt	Earnings/ Money Held With Trustee	Legal Budget Appropriations/ Net Debt Obligation	Budget Offsetting Revenue	Total Net Debt Obligation
1998 A	Public Administration Center (10th Street Place)	Sept 2018	\$ 1,761,300	\$ 101,444	\$ 1,659,856	\$ 839,644	\$ 820,212
2004 A	Gallo Center for the Arts	Aug 2025	\$ 1,107,014	\$ 11,262	\$ 1,095,752	\$ -	\$ 1,095,752
2004 B	12th Street Office & Parking Garage	Aug 2025	\$ 1,381,310	\$ 14,056	\$ 1,367,254	\$ 249,633	\$ 1,117,621
2004 B	Salida Library	Aug 2025	\$ 602,476	\$ 6,131	\$ 596,345	\$ 596,245	\$ 100
2007 A	Community Services Facility	May 2018	\$ 2,191,825	\$ 37,502	\$ 2,154,323	\$ 1,493,270	\$ 661,053
2007 A	Public Safety Center	May 2018	\$ 1,014,734	\$ 17,362	\$ 997,372	\$ 828,173	\$ 169,199
2007 A	Minimum Security Facility	May 2018	\$ 405,894	\$ 6,945	\$ 398,949	\$ -	\$ 398,949
2007 A	Sheriff Operations Center	May 2018	\$ 446,483	\$ 7,639	\$ 438,844	\$ 350,000	\$ 88,844
2007 A	Ag Center & Training Center	May 2018	\$ 904,302	\$ 15,472	\$ 888,830	\$ 389,953	\$ 498,877
Total			\$ 9,815,338	\$ 217,813	\$ 9,597,525	\$ 4,746,918	\$ 4,850,607
2006 Tobacco Endowment Fund	AB 900 Jail Construction	June 2032	\$ 538,133	\$ -	\$ 538,133	\$ -	\$ 538,133
2006 Tobacco Endowment Fund	Coroner Re-Use of the Medical Arts Building	June 2032	\$ 476,632	\$ -	\$ 476,632	\$ -	\$ 476,632
2006 Tobacco Endowment Fund	Animal Services Facility County	June 2035	\$ 101,357	\$ -	\$ 101,357	\$ -	\$ 101,357
2006 Tobacco Endowment Fund	Animal Services Facility City of Modesto	June 2035	\$ 170,218	\$ -	\$ 170,218	\$ -	\$ 170,218
Total			\$ 11,101,678	\$ 217,813	\$ 10,883,865	\$ 4,746,918	\$ 6,136,947

Certificates of Participation

The County of Stanislaus debt is primarily in the form of Certificates of Participation (COP). Created in conjunction with lease agreements, which encumber County-owned property, COPs are securities issued and marketed to investors in a manner similar to tax-exempt bonds. In a COP transaction, the County enters into an agreement with a third party, the Stanislaus County Capital Improvements Financing Authority, to lease an asset (normally a building) over a specific period of time at a predetermined total cost. The asset, owned by the County and leased to the Finance Authority, is then subleased back to the County. In this transaction the Finance Authority sells certificates in order to make its total lease payment to the County at the beginning of the lease period. With that lump sum (advance) lease payment the County then builds or buys the property. The following chart reflects each Certificate of Participation (COP) by activity, the interest rate as a percent, the original date of issuance, the date of maturity, the original amount borrowed, the balance as of June 30, 2012, the current debt obligations for Stanislaus County for Budget Year 2012-2013, and the remaining balance to maturity once the debt obligation payments are posted during the budget year.

	Interest Rate %	Date of Issue	Maturity	Original Borrowing	Balance to Maturity as of June 30, 2012	2012-2013 Debt Obligation Principal	2012-2013 Debt Obligation Interest	Remaining Balance to Maturity
GOVERNMENTAL ACTIVITIES								
1998 Series A Public Administration Center 10th Street Place	3.75-4.75	3/1/1998	9/1/2018	\$22,160,000	\$10,365,000	\$1,280,000	\$481,300	\$9,085,000
2004 Series A Gallo Center for the Arts	1.63-4.38	3/26/2004	9/1/2025	\$15,340,000	\$11,705,000	\$655,000	\$452,014	\$11,050,000
2004 Series B 12th Street Office & Parking Garage, Nick W. Blom Salida Regional Library	1.63-4.38	3/26/2004	9/1/2025	\$27,455,000	\$20,945,000	\$1,175,000	\$808,786	\$19,770,000
2007 Series A Refunding Community Services Facility, Public Safety Center, Minimum Security Facility, Sheriff Operations Center, Agricultural Center, Ray Simon Training Center	3.65-5.75	2/1/2007	5/1/2018	\$40,540,000	\$27,450,000	\$3,835,000	\$1,128,237	\$23,615,000
TOTAL GOVERNMENTAL ACTIVITIES:				\$105,495,000	\$70,465,000	\$6,945,000	\$2,870,337	\$63,520,000

1997B Certificate of Participation (COP)

The annual debt service for the 1997B COP was retired during Fiscal Year 2011-2012. The following chart depicts the total estimated savings to the General Fund once the final annual debt payment was completed:

1997B COP Debt Service	Source of Funding	Total Amount Budgeted/Debt Payment in FY 11-12	Total Estimated General Fund Savings Budget Year 2012-2013
Public Defender Rent	Criminal Justice	\$150,329	
Clerk-Recorder/Elections Rent	General Fund	\$153,224	\$153,224
Grand Jury Rent	General Fund	\$18,348	\$18,348
Kitchen Laundry	General Fund	\$913,563	\$913,563
CHAFFA General Fund Portion	General Fund	\$132,538	\$132,538
CHAFFA Health Services Agency Enterprise Fund	Enterprise Fund	\$193,262	
Total		\$1,561,264	\$1,217,673

The County budgeted revenue from the reserve account held with the Trustee in Fiscal Year 2011-2012 to offset the General Fund's portion of the final debt payment estimated to be \$938,953, which reduced the net county cost an equal amount for the kitchen and laundry at the Public Safety Center, and the California Health Facilities Financing Authority (CHAFFA) General Fund portion of the borrowing. Additionally, tenants in the former Bank of America Building including the Clerk-Recorder and the Grand Jury received a General Fund contribution to pay their share of the rent until the debt was paid off as part of the 1997B COP financing, estimated to be \$171,572 in Fiscal Year 2011-2012. With the retirement of the 1997B COP in Fiscal Year 2011-2012, the total General Fund savings was estimated to be \$1,217,673 in Budget Year 2012-2013.

Tobacco Endowment Fund Debt Service

In November 1998, the Attorney's General of 46 states, including California, and the four largest United States tobacco manufactures (OPM's) entered into a master settlement agreement in resolution of cigarette-smoking related litigation. The master settlement agreement released the OPM's from past, present, and future smoking-related claims in exchange for, among other things, certain payments to be made to settling states.

The Counsel for the State of California and various counties, in an effort to manage/mitigate the risks associated with the receipt of the Tobacco Settlement Revenues (TSR's) opted to securitize this revenue stream. On June 6, 2000, the Board of Supervisors authorized the Chief Executive and the Debt Advisory Committee to proceed with the securitization of the County's share of the TSR's by issuing Tobacco Settlement Asset-Backed Bonds.

In March 2002 and March 2006, the County sold their interest in the TSRs and those funds were placed in the Stanislaus Tobacco Endowment Funds – Series 2002 and Series 2006. The original policy recommended that interest earnings from the endowment should be able to be spent by the County annually for purposes so long as they are commingled with the County's General Fund. However, the corpus of the investments held in the endowment funds can only be spent on capital purposes and may not be used for working capital.

The Board of Supervisors have approved the use of funding from the Series 2006 Tobacco Endowment Fund for the design-build construction of the Thomas W. Mayfield Regional Animal Services Facility, and more recently for the Coroner's re-use of the former Medical Arts Building, and a 10% cash match requirement for Assembly Bill 109 (AB 109) Phase II Jail Construction funding of \$80 million that will be used to construct 456 new jail beds at the Public Safety Center site.

The County has a discipline of repaying the Tobacco Endowment funds both principal and lost earnings to the funds to ensure these funds can be preserved and are available for future major capital purposes.

Each of the 2006 Tobacco Endowment financing are outlined in detail below.

Animal Services Debt Service

On October 27, 2009, Stanislaus County entered into a Joint Powers Agency Agreement with the Cities of Modesto, Ceres, Hughson, Patterson and Waterford. The agreement outlines the process that will be followed regarding the debt service payments to repay the County over 25 years for the cost of the construction for the new animal services facility. The payment share for the County and partnering cities is based on the average intake percentage over three fiscal years. The detail of the partner's share and the payment time line is stated in the Joint Powers Agency Agreement. Intake percentages as received from the Joint Powers Agency Director for fiscal year 2007-2008, 2008-2009 and 2009-2010 are as follows:

JPA Partner	2007-2008 Intake	2008-2009 Intake	2009-2010 Intake	Average Percentage
Stanislaus County	43.2%	37.5%	40.9%	40.5%
City of Modesto	41%	45.7%	41.9%	42.9%
City of Ceres	11%	11%	11.2%	11.1%
City of Patterson	2.3%	2.8%	2.7%	2.6%
City of Waterford	1.3%	1.7%	2.1%	1.7%
City of Hughson	1.2%	1.3%	1.2%	1.2%

The County financed the project using funds from the County's 2006 Tobacco Endowment Fund. This financing represented the lowest cost option. Each partner's proportion of capitalized costs is fixed and will include the respective share for interest expense. Both amounts are based upon the average animal intake into the shelter for three fiscal years.

In a separate Memorandum of Understanding (MOU) between the County and City of Modesto related to the disposition of the Animal Services Facility at Finch Road in Modesto, California, the County and the City of Modesto established a 25 year debt service repayment schedule for the repayment to the County for the cost of construction of the new Thomas W. Mayfield Regional Animal Services Facility at Cornucopia Way. The terms include the following provisions:

The County will pay 100% of the City's year one debt service costs in years one and two; 75% in year three; 50% in year four; and 25% in year five. Beginning in year six, the City of Modesto will pay 100% of the City's debt service payment obligation.

2006 Tobacco Endowment Fund Financing Plan for AB 900 Jail Construction and Coroner Re-Use of Medical Arts Building

On December 13, 2011, the Board of Supervisors approved the financing plan through an internal borrowing from the 2006 Tobacco Endowment Fund totaling \$13.2 million to fund the \$7.0 million cash match requirement for AB 900 Phase II Jail Construction funding, and \$6.2 million for the Coroner's Re-Use of the Medical Arts Building in downtown Modesto

The total estimated annual debt service payment over 20 years for the \$13.2 million internal borrowing was anticipated to be \$1,037,000, including principal and lost interest earnings.

With the Board's approval of the Financing Plan, a net savings of approximately \$180,000 over current debt service obligations was achieved with no increased General Fund obligation.

The Debt Advisory Committee reviewed and approved the financing plan and recommended the terms of repayment of lost interest earnings to the 2006 Tobacco Endowment Fund include the provision that the aggregate interest rate shall not exceed 4.5% during the term of repayment. This will ensure the total interest paid will not exceed the interest cost if the debt had been issued through a private bank placement at a fixed rate of 4.5%.

The total debt payment in Budget Year 2012-2013 is estimated to be \$1,014,765, slightly below the original debt service estimate primarily as a result of posting quarterly interest payments which is anticipated to reduce the total annual debt payment.

STAFFING IMPACTS

Total current authorized positions— 0

RECOMMENDED PROPOSED BUDGET

It is recommended that a budget of \$10,785,288 be approved for the Chief Executive Office – Debt Service budget, funded by \$4,648,341 in revenue from building rent, the Criminal Justice Facilities fund, and Public Facilities Fees revenue, and a \$6,136,947 contribution from the General Fund.

STANISLAUS COUNTY, CALIFORNIA
Budget Year 2012-2013
FISCAL GENERAL SERVICES
Other General



**CHIEF EXECUTIVE OFFICE—
GENERAL FUND CONTRIBUTION
TO OTHER PROGRAMS**

Budget Unit 0100 0016401
General Fund

SERVICES PROVIDED

The Chief Executive Office – General Fund Contribution to Other Programs budget has been established to fund those programs for which no State or Federal mandate exists. These programs have a General Fund contribution as a result of a Board of Supervisors' policy decision or contractual obligation. This budget also includes payments to outside agencies. These programs were previously funded through the General Fund Match and Support budget.

Chief Executive Office - General Fund Contribution to Other Programs					
Classification	2010-2011 Actual	2011-2012 Adopted Budget	2012-2013 Requested Proposed Budget	2012-2013 Recommended Adjustments	2012-2013 Recommended Proposed Budget
Taxes	\$0	\$0	\$0	\$0	\$0
Licenses, Permits, Franchises	\$0	\$0	\$0	\$0	\$0
Fines, Forfeitures, Penalties	\$0	\$0	\$0	\$0	\$0
Revenue from use of Assets	\$0	\$0	\$0	\$0	\$0
Intergovernmental Revenue	\$0	\$0	\$0	\$0	\$0
Charges for Service	\$0	\$0	\$0	\$0	\$0
Miscellaneous Revenue	\$0	\$0	\$0	\$0	\$0
Other Financing Sources	\$0	\$0	\$0	\$0	\$0
Total Revenue	\$0	\$0	\$0	\$0	\$0
Salaries and Benefits	\$0	\$0	\$0	\$0	\$0
Services and Supplies	\$0	\$0	\$0	\$0	\$0
Other Charges	\$2,907,120	\$2,770,038	\$2,670,225	\$0	\$2,670,225
Fixed Assets	\$0	\$0	\$0	\$0	\$0
Other Financing Uses	\$4,543,689	\$4,001,187	\$4,001,187	\$3,459	\$4,004,646
Equity	\$0	\$0	\$0	\$0	\$0
Intrafund	\$0	\$0	\$0	\$0	\$0
Contingencies	\$0	\$0	\$0	\$0	\$0
Gross Costs	\$7,450,809	\$6,771,225	\$6,671,412	\$3,459	\$6,674,871
Fund Balance	\$0	\$0	\$0	\$0	\$0
Net County Cost	\$7,450,809	\$6,771,225	\$6,671,412	\$3,459	\$6,674,871

PROGRAM DISCUSSION

Funding for County Match is separated into two legal budgets, General Fund Contributions to Other Programs budget and Mandated County Match budget. Programs that receive General Fund funding based on contractual obligations and Board of Supervisor policy decisions, and contributions to outside agencies are included in the Chief Executive Office – General Fund Contributions to Other Programs. As part of the Budget Strategy, only mandated programs or programs that carry a contractual obligation based on policy decisions by the Board of Supervisors will be funded.

On March 29, 2012 the Animal Services Joint Powers Agency Board approved a \$3,198,977 Proposed Budget. It is projected that Stanislaus County's estimated costs will be \$1,674,632 and \$400,000 in estimated revenue. The estimated 2012-2013 net contribution for Stanislaus County is \$1,274,632 and is funded from the Chief Executive Office - General Fund Contributions to Other Programs. This is a decrease from last year's budgeted amount.

Due to rising costs of insurance and pest control, GSA – 12th Street Office Building is requesting an additional General Fund contribution of \$3,459 for the County's share of increased contract costs.

Funding for those programs that have a State or Federal requirement for local dollars as match or maintenance of effort, in order to receive State and Federal funding, are in the Mandated County Match budget.

General Fund contributions for the various departments and programs supported by this budget are listed on the following chart.

RECOMMENDED PROPOSED BUDGET - BUDGET YEAR 2012-2013			
Fund/Department	2011-2012 Adopted Final Budget	Recommended Adjustment	Recommended Proposed Budget
Area Agency on Aging	\$ 292,922	\$0	\$ 292,922
CEO Countywide Fire Services	622,304	0	\$ 622,304
CEO DOJ Alcohol & Drug	55,543	0	\$ 55,543
DA Real Estate Fraud	153,115	0	\$ 153,115
DA Vertical Prosecution Block Grant	103,807	0	\$ 103,807
DA Victim Witness	3,328	0	\$ 3,328
Environmental Resources	416,258	0	\$ 416,258
GSA 12th St Office Building	14,045	3,459	\$ 17,504
HSA Deficit Repayment	1,848,054	0	\$ 1,848,054
Library	491,810	0	\$ 491,810
Stanislaus Animal Services Agency	1,374,445	(99,813)	\$ 1,274,632
Law Library	44,900	0	\$ 44,900
Local Area Formation Commission	182,271	0	\$ 182,271
North McHenry Tax Sharing	1,163,816	0	\$ 1,163,816
Stanislaus Council of Governments	4,607	0	\$ 4,607
Other General Fund Contributions Total	\$ 6,771,225	\$ (96,354)	\$ 6,674,871

STAFFING IMPACTS

Total current authorized positions— 0

RECOMMENDED PROPOSED BUDGET

It is recommended that a budget of \$6,674,871 be approved for the Chief Executive Office – General Fund Contribution to Other Programs budget, funded from the General Fund.

STANISLAUS COUNTY, CALIFORNIA
Budget Year 2012-2013
FISCAL GENERAL SERVICES
Other General



CHIEF EXECUTIVE OFFICE—
GENERAL FUND MATCH
VEHICLE LICENSE FEE

Budget Unit 0100 0016051
 General Fund

SERVICES PROVIDED

This budget receives and distributes Vehicle License Fee realignment revenue and is used to fund County Public Health, Mental Health and Social Service programs. This revenue constitutes forty percent (40%) of the Realignment Trust and is a major funding source for County health programs. Vehicle License Fee General Fund monies received by the County are transferred to the programs within the Realignment Health Trust Funds.

Public Health Realignment Funds are apportioned according to the following percentages set by the Board of Supervisors policy: Indigent Health Care Program – 64%, Public Health – 26%, Environmental Resources – 6%, and Clinic and Ancillary Services – 4%.

Chief Executive Office - General Fund Match - VLF				
Classification	2010-2011 Actual	2011-2012 Adopted Budget	2012-2013 Requested Proposed Budget	2012-2013 Recommended Proposed Budget
Taxes	\$0	\$0	\$0	\$0
Licenses, Permits, Franchises	\$0	\$0	\$0	\$0
Fines, Forfeitures, Penalties	\$0	\$0	\$0	\$0
Revenue from use of Assets	\$0	\$0	\$0	\$0
Intergovernmental Revenue	\$17,100,569	\$17,100,569	\$12,041,405	\$12,041,405
Charges for Service	\$0	\$0	\$0	\$0
Miscellaneous Revenue	\$0	\$0	\$0	\$0
Other Financing Sources	\$0	\$0	\$0	\$0
Total Revenue	\$17,100,569	\$17,100,569	\$12,041,405	\$12,041,405
Salaries and Benefits	\$0	\$0	\$0	\$0
Services and Supplies	\$0	\$0	\$0	\$0
Other Charges	\$0	\$0	\$0	\$0
Fixed Assets	\$0	\$0	\$0	\$0
Other Financing Uses	\$17,100,569	\$17,100,569	\$12,041,405	\$12,041,405
Equity	\$0	\$0	\$0	\$0
Intrafund	\$0	\$0	\$0	\$0
Contingencies	\$0	\$0	\$0	\$0
Gross Costs	\$17,100,569	\$17,100,569	\$12,041,405	\$12,041,405
Fund Balance	\$0	\$0	\$0	\$0
Net County Cost	\$0	\$0	\$0	\$0

PROGRAM DISCUSSION

Through Fiscal Year 2010-2011, Behavioral Health and Recovery Services (BHRS) received funding through what is known as 1991 Realignment. This funding consisted of a portion of sales tax and vehicle license fees deposited into an account for Health, Social Services and Mental Health. As part of

the Fiscal Year 2011-2012 budget process, a new realignment stream was developed that included funding for former State General Fund programs, including Drug and Alcohol, Early Periodic Screening Diagnosis and Treatment, and Mental Health Managed Care. This new realignment fund does not replace the 1991 Realignment. The new fund was established through Assembly Bill 118. As part of this bill, the vehicle license fee portion formerly designated for Mental Health programs was diverted to the Social Services subaccount to cover an additional county share of cost for CalWORKs grants. There is no fiscal impact to the Department associated with this change as an equal amount of sales tax is now deposited into the Mental Health subaccount to cover the vehicle license fees diversion. In addition, beginning in Fiscal Year 2011-2012, counties are paid a set monthly amount from 1991 Realignment. In previous years, allocations were made based on collections. Currently, the amount provided monthly reflects an approximate 5% increase over the Fiscal Year 2010-2011 allocation.

The 2011 Realignment comes into the County by the State established sub accounts. The Auditor deposits these funds into the fund/org/account that have been designated. Funds do not pass through the CEO General Fund Match – Vehicle License Fee budget. The 1991 Realignment account still exists. The decrease in expenditures and estimated revenues in this budget is due to the reallocation of the Mental Health 1991 Realignment.

STAFFING IMPACTS

Total current authorized positions— 0

RECOMMENDED PROPOSED BUDGET

It is recommended that a budget of \$12,041,405 be approved for the Chief Executive Office – General Fund Match Vehicle License Fee budget. This budget is funded entirely through Vehicle License Fees collected by the State.

STANISLAUS COUNTY, CALIFORNIA
Budget Year 2012-2013
FISCAL GENERAL SERVICES
Other General



CHIEF EXECUTIVE OFFICE—
MANDATED COUNTY MATCH
 Budget Unit 0100 0016061
 General Fund

SERVICES PROVIDED

The Chief Executive Office – Mandated Match Budget contains local funds used to leverage Federal and State funding for a variety of programs and functions that have a mandated match or maintenance of effort requirement.

Chief Executive Office - Mandated County Match					
Classification	2010-2011 Actual	2011-2012 Adopted Budget	2012-2013 Requested Proposed Budget	2012-2013 Recommended Adjustments	2012-2013 Recommended Proposed Budget
Taxes	\$0	\$0	\$0	\$0	\$0
Licenses, Permits, Franchises	\$0	\$0	\$0	\$0	\$0
Fines, Forfeitures, Penalties	\$0	\$0	\$0	\$0	\$0
Revenue from use of Assets	\$0	\$0	\$0	\$0	\$0
Intergovernmental Revenue	\$0	\$0	\$0	\$0	\$0
Charges for Service	\$0	\$0	\$0	\$0	\$0
Miscellaneous Revenue	\$0	\$0	\$0	\$0	\$0
Other Financing Sources	\$0	\$0	\$0	\$0	\$0
Total Revenue	\$0	\$0	\$0	\$0	\$0
Salaries and Benefits	\$0	\$0	\$0	\$0	\$0
Services and Supplies	\$0	\$0	\$0	\$0	\$0
Other Charges	\$0	\$0	\$0	\$0	\$0
Fixed Assets	\$0	\$0	\$0	\$0	\$0
Other Financing Uses	\$14,744,777	\$16,407,044	\$16,407,044	\$0	\$16,407,044
Equity	\$0	\$0	\$0	\$0	\$0
Intrafund	\$0	\$0	\$0	\$0	\$0
Contingencies	\$0	\$2,931,393	\$2,931,393	\$4,563,612	\$7,495,005
Gross Costs	\$14,744,777	\$19,338,437	\$19,338,437	\$4,563,612	\$23,902,049
Fund Balance	\$0	\$0	\$0	\$0	\$0
Net County Cost	\$14,744,777	\$19,338,437	\$19,338,437	\$4,563,612	\$23,902,049

PROGRAM DISCUSSION

The General Fund revenue allocation for County Match is separated into two legal budgets. The Mandated County Match budget includes funding for those programs that have a State or Federal requirement for local dollars as match or maintenance of effort, in order to receive State and Federal funding. In addition, a contingency amount was added to this budget for current and future exposures. An increase of \$4,563,612 in the County Match Contingency account is recommended in this budget for current and future exposures primarily in the Community Services Agency (CSA) - IHSS Provider Wages and Benefits, CSA – Public Economic Assistance (Foster Care), CSA – Services and Support, and Health Services Agency (HSA) – Indigent Health Care Program. These exposures are caused by State or Federal budget actions, changes in realignment revenue, and the continuing economic recession.

The projected declining caseload and grant trend in the CSA - General Assistance budget, results in estimated General Fund savings of \$210,501. CSA is requesting an operating transfer out of \$210,501 reducing the unmet need for County General Fund Mandated Match in Public Economic Assistance - Foster Care. A need still exists in the CSA – Public Economic Assistance budget. To offset the need, the Department is requesting an increase of \$210,501 from the General Assistance savings in the County General Fund Mandated Match budget.

Funding for programs that receive General Fund revenue based on contractual obligations and Board of Supervisor policy decisions, and contributions to outside agencies, are in the General Fund Contributions to Other Programs budget.

The Mandated County Match amounts for the various departments and programs supported by the General Fund are listed on the following chart:

RECOMMENDED PROPOSED BUDGET - BUDGET YEAR 2012-2013				
	2011-2012	Requested		Recommended
	Adopted	Proposed	Recommended	Proposed
Fund/Department	Final Budget	Budget	Adjustment	Budget
BHRS Alcohol & Drug	\$ 57,006	\$ 57,006	\$0	\$ 57,006
BHRS Mental Health	825,359	825,359	0	825,359
BHRS Public Guardian	576,577	576,577	0	576,577
CSA Aid to Children SED	0	0	0	0
CSA General assistance	751,204	751,204	(210,501)	540,703
CSA IHSS Provider wages	1,954,262	1,954,262	0	1,954,262
CSA PA benefits	90,237	90,237	0	90,237
CSA Public Economic Asst	2,378,151	2,378,151	210,501	2,588,652
CSA Services & Support	3,404,289	3,404,289	0	3,404,289
HSA Clinics & Ancillary Services	3,713,397	3,713,397	0	3,713,397
HSA Indigent Health Care	1,852,087	1,852,087	0	1,852,087
HSA Public Health	804,475	804,475	0	804,475
County Match Contingency	2,931,393	2,931,393	4,563,612	7,495,005
Mandated County Match Total	\$ 19,338,437	\$ 19,338,437	\$4,563,612	\$ 23,902,049

STAFFING IMPACTS

Total current authorized positions— 0

RECOMMENDED PROPOSED BUDGET

It is recommended that a budget of \$23,902,049 be approved for the Chief Executive Office – Mandated County Match budget, funded from the General Fund. Additionally, this budget, if approved, will include \$7,495,005 for County Match contingencies, which is used to offset the additional need in the mandated match programs.

STANISLAUS COUNTY, CALIFORNIA
Budget Year 2012-2013
FISCAL GENERAL SERVICES
Plant Acquisition



CHIEF EXECUTIVE OFFICE—
PLANT ACQUISITION
 Budget Unit 0100 0016031
 General Fund

SERVICES PROVIDED

The Plant Acquisition Budget provides funding for the acquisition, repair, and remodel of existing and new County facilities.

Chief Executive Office - Plant Acquisition					
Classification	2010-2011 Actual	2011-2012 Adopted Budget	2012-2013 Requested Proposed Budget	2012-2013 Recommended Adjustments	2012-2013 Recommended Proposed Budget
Taxes	\$0	\$0	\$0	\$0	\$0
Licenses, Permits, Franchises	\$0	\$0	\$0	\$0	\$0
Fines, Forfeitures, Penalties	\$0	\$0	\$0	\$0	\$0
Revenue from use of Assets	\$0	\$0	\$0	\$0	\$0
Intergovernmental Revenue	\$0	\$0	\$0	\$0	\$0
Charges for Service	\$0	\$0	\$0	\$0	\$0
Miscellaneous Revenue	\$0	\$0	\$0	\$0	\$0
Other Financing Sources	\$155,376	\$0	\$0	\$0	\$0
Total Revenue	\$155,376	\$0	\$0	\$0	\$0
Salaries and Benefits	\$44,077	\$50,000	\$0	\$0	\$0
Services and Supplies	\$300,394	\$1,433,045	\$878,525	\$500,000	\$1,378,525
Other Charges	\$89	\$7,510	\$14,010	\$0	\$14,010
Fixed Assets					
Buildings & Improvements	\$102,816	\$0	\$0	\$0	\$0
Other Financing Uses	\$299,997	\$0	\$0	\$0	\$0
Equity	\$0	\$0	\$0	\$0	\$0
Intrafund	\$16,672	\$0	\$0	\$0	\$0
Contingencies	\$0	\$0	\$0	\$0	\$0
Gross Costs	\$764,045	\$1,490,555	\$892,535	\$500,000	\$1,392,535
Fund Balance	\$0	\$0	\$0	\$0	\$0
Net County Cost	\$608,669	\$1,490,555	\$892,535	\$500,000	\$1,392,535

PROGRAM DISCUSSION

At the proposed level of funding, this provides funding of \$500,000 for deferred maintenance of several of the county facilities including a water treatment project at the Agricultural Center, boiler project at the Public Safety Center, and chiller project at 801 11th Street, \$200,000 for safety-related improvements within county facilities; and \$192,535 for services and supplies including postage, outside printing, professional services including legal services, code required testing; asbestos and lead testing, publications and legal notices; and other miscellaneous cost applied charges such as building maintenance and messenger services. Additionally, it is requested to augment this budget by an additional \$500,000 for critical deferred maintenance of aging county facilities that were postponed as the County dealt with significant losses in discretionary revenue and with the implementation of a multi-year budget balancing strategy.

STAFFING IMPACTS

Total current authorized positions— 0

RECOMMENDED PROPOSED BUDGET

It is recommended that a budget of \$1,392,535 be approved for the Chief Executive Office – Plant Acquisition budget. At this level of funding the Department prioritizes funding for the acquisition, repair, and remodel of existing and new County facilities. The recommended augmentation of \$500,000 will fund additional critical deferred maintenance of aging county facilities.

STANISLAUS COUNTY, CALIFORNIA
Budget Year 2012-2013
FISCAL GENERAL SERVICES
Other General



CHIEF EXECUTIVE OFFICE—RISK MANAGEMENT DIVISION
DENTAL SELF-INSURANCE

Budget Unit 5101 0018101
 Internal Service Fund

SERVICES PROVIDED

The Dental Self-Insurance budget provides for dental benefits and services for approximately 3,400 full-time County employees and their families, including special districts. The claims administration for the County's self-insured dental program will continue to be provided by Delta Dental.

CASH/FUND BALANCE

As of July 1, 2012, the Dental Self-Insurance Fund is projected to have a positive cash balance of \$1,334,421 compared to the July 1, 2011 positive balance of \$1,182,057. For the same time period, this fund is projected to have a positive retained earnings balance of \$914,767 compared to the July 1, 2011 positive balance of \$762,403. This represents an increase of \$152,364 for both cash and retained earnings due to a reduction in dental claims from the original anticipated budget. \$159,815 of the retained earnings will be used to assist in balancing the 2012-2013 Proposed Budget.

Chief Executive Office - Dental Self Insurance				
Classification	2010-2011 Actual	2011-2012 Adopted Budget	2012-2013 Requested Proposed Budget	2012-2013 Recommended Proposed Budget
Taxes	\$0	\$0	\$0	\$0
Licenses, Permits, Franchises	\$0	\$0	\$0	\$0
Fines, Forfeitures, Penalties	\$0	\$0	\$0	\$0
Revenue from use of Assets	\$11,765	\$10,000	\$11,000	\$11,000
Intergovernmental Revenue	\$0	\$0	\$0	\$0
Charges for Service	\$4,337,013	\$4,555,036	\$3,786,180	\$3,786,180
Miscellaneous Revenue	\$25,652	\$0	\$0	\$0
Other Financing Sources	\$0	\$0	\$0	\$0
Total Revenue	\$4,374,430	\$4,565,036	\$3,797,180	\$3,797,180
Salaries and Benefits	\$0	\$0	\$0	\$0
Services and Supplies	\$4,123,382	\$4,535,226	\$3,922,526	\$3,922,526
Other Charges	\$476	\$29,810	\$34,469	\$34,469
Fixed Assets	\$0	\$0	\$0	\$0
Other Financing Uses	\$0	\$0	\$0	\$0
Equity	\$0	\$0	\$0	\$0
Intrafund	\$0	\$0	\$0	\$0
Contingencies	\$0	\$0	\$0	\$0
Gross Costs	\$4,123,858	\$4,565,036	\$3,956,995	\$3,956,995
Retained Earnings	(\$250,572)	\$0	\$159,815	\$159,815
Net County Cost	\$0	\$0	\$0	\$0

PROGRAM DISCUSSION

At the proposed level of funding, the Dental Self-Insurance budget will finance the payment of dental claims and claims administration through Delta Dental. This budget is funded through revenue from

County departments, employee premium cost share and local special districts who also participate in the plan. The County has reached a new agreement with County labor organizations for the period of January 1, 2012 through December 31, 2014. The new agreement provides for employees to pay 20% of the premium cost for the dental plan effective January 1, 2012. The new agreement also includes a change in the dental plan benefit level from the Delta Dental PPO Plus Premier Program to a straight PPO Program. The new program was implemented on January 1, 2012 and will reduce the amount the County pays for dental claims outside of the lower cost Delta Dental PPO network. This change resulted in an overall reduction in premium rates of approximately 12.5% from 2011 to 2012, and a corresponding savings to County departments, employees and special districts.

The Dental Self-Insurance budget is supported by positions funded in the Chief Executive Office – Risk Management Division, a General Fund budget.

STAFFING IMPACTS

Total current authorized positions—0

RECOMMENDED PROPOSED BUDGET

It is recommended that a budget of \$3,956,995 be approved for the Chief Executive Office – Dental Self Insurance budget as an interim spending plan until the Final Budget is adopted. This budget is funded from \$3,797,180 in estimated department revenue and \$159,815 in departmental retained earnings.

STANISLAUS COUNTY, CALIFORNIA
Budget Year 2012-2013

FISCAL GENERAL SERVICES
Other General



CHIEF EXECUTIVE OFFICE—RISK MANAGEMENT DIVISION
GENERAL LIABILITY SELF-INSURANCE

Budget Unit 5051 0018051
Internal Service Fund

SERVICES PROVIDED

The General Liability Self-Insurance budget provides for the funding of property, casualty, surety, fiduciary and excess insurance; claim losses; self-insured retention; legal defense; actuarial services and operations/general County overhead.

CASH/FUND BALANCE

As of July 1, 2012, the General Liability Self-Insurance Fund is projected to have a positive cash balance of \$2,086,036 compared to the July 1, 2011 positive balance of \$2,073,720. For the same time period, this fund is projected to have a negative retained earnings balance of \$1,696,029 compared to the July 1, 2011 negative balance of \$1,708,345. This represents an increase of \$12,316 for both cash and retained earnings which is not a significant variance from the current year.

Although this fund has a significant positive cash balance, it is offset by a liability that records the value of the outstanding program costs, both current and in the future. The recorded liability is determined by an actuarial analysis completed each year to evaluate past program expenditures and future claim projections. The recorded liability is nearly \$3.9 million based on the most recent actuarial analysis, resulting in a negative retained earnings balance of \$1,708,345.

The Department has a deficit repayment plan in place that includes paying back the deficit over five years in the amount of \$350,000 per year. In addition, all revenue that is received in excess of expenditures will be applied to the deficit to decrease the liability for current and future losses.

Chief Executive Office - General Liability				
Classification	2010-2011 Actual	2011-2012 Adopted Budget	2012-2013 Requested Proposed Budget	2012-2013 Recommended Proposed Budget
Taxes	\$0	\$0	\$0	\$0
Licenses, Permits, Franchises	\$0	\$0	\$0	\$0
Fines, Forfeitures, Penalties	\$0	\$0	\$0	\$0
Revenue from use of Assets	\$17,895	\$21,000	\$20,000	\$20,000
Intergovernmental Revenue	\$76,355	\$0	\$34,619	\$34,619
Charges for Service	\$2,855,270	\$3,481,036	\$4,166,571	\$4,166,571
Miscellaneous Revenue	\$1,304,903	\$1,163,670	\$1,120,500	\$1,120,500
Other Financing Sources	\$1,185	\$0	\$0	\$0
Total Revenue	\$4,255,608	\$4,665,706	\$5,341,690	\$5,341,690
Salaries and Benefits	\$0	\$0	\$0	\$0
Services and Supplies	\$3,508,751	\$4,435,156	\$4,823,724	\$4,823,724
Other Charges	\$233,030	\$230,550	\$167,966	\$167,966
Fixed Assets	\$0	\$0	\$0	\$0
Other Financing Uses	\$18,807	\$0	\$0	\$0
Equity	\$0	\$0	\$0	\$0
Intrafund	\$0	\$0	\$0	\$0
Contingencies	\$0	\$0	\$0	\$0
Gross Costs	\$3,760,588	\$4,665,706	\$4,991,690	\$4,991,690
Retained Earnings	(\$495,020)	\$0	(\$350,000)	(\$350,000)
Net County Cost	\$0	\$0	\$0	\$0

PROGRAM DISCUSSION

At the proposed level of funding, the General Liability Self-Insurance budget provides for the payment of property, aircraft, watercraft, fiduciary, and excess insurance coverage. In addition, funds are provided to pay liability and auto losses, attorney fees and costs, and settlements as well as some operational expenses. This budget is funded primarily by \$4.2 million in departmental charges, \$1.1 million in insurance reimbursement revenue, and \$20,000 in interest earnings.

The basis of distribution of the auto and general liability charges includes an experience and exposure component. The experience component for both auto and general liability represents 70% of the charges and reflects seven years of loss history allocated by department. The loss history includes costs related to the defense and possible settlement of cases filed against specific departments. The exposure component of auto liability represents 30% of the charges, and is based upon the number of full-time and part-time employees allocated to each department as well as the number of miles driven in the past calendar year. The exposure component of general liability represents 30% of the charges, and is based upon the number of full-time and part-time employees allocated to each department.

This fund began the 2011-2012 Fiscal Year with a \$1.7 million retained earnings deficit. This was the result of actuarial reviews reporting that the liability for current and future losses were greater than the cash in the program. A deficit repayment plan is included in this Proposed Budget submission that includes paying back the deficit over five years in the amount of \$350,000 per year. All revenue that is received that is in excess of expenditures each year will contribute toward the deficit as well as possible decreases in the liability for current and future losses.

This budget proposes appropriations that are expected to fund insurance premiums and essential operational expenses. Costs for several significant litigated cases are also included in this budget; however, it is uncertain whether the amount of this funding will be sufficient for those cases during the fiscal year. This budget will be monitored closely throughout the year and returned to the Board should additional appropriations be required.

The General Liability Self-Insurance budget is supported by positions funded in the Chief Executive Office – Risk Management Division, a General Fund budget. Litigated cases are being handled by

outside defense counsel and staff in the Chief Executive Office – Risk Management Division in conjunction with County Counsel.

STAFFING IMPACTS

Total current authorized positions—0

RECOMMENDED PROPOSED BUDGET

It is recommended that a budget of \$4,991,690 be approved for Chief Executive Office – General Liability Self-Insurance budget as an interim spending plan until the Final Budget is adopted. This budget is funded from \$5,341,690 in estimated department revenue resulting in a \$350,000 contribution to retained earnings.

STANISLAUS COUNTY, CALIFORNIA
Budget Year 2012-2013

FISCAL GENERAL SERVICES
Other General



CHIEF EXECUTIVE OFFICE—RISK MANAGEMENT DIVISION
MEDICAL SELF-INSURANCE

Budget Unit 5091 0018091
Internal Service Fund

SERVICES PROVIDED

This budget has been renamed from Purchased Insurance to Medical Self-Insurance with the implementation of the self-insured medical program effective January 1, 2012.

The Medical Self-Insurance budget provides funding for medical insurance for approximately 3,050 full-time County employees and their families. Employees may currently choose from three Exclusive Provider Organization (EPO) options and three High Deductible Health Plan (HDHP) options for Anthem Blue Cross, Kaiser, and Stanislaus County Partners in Health. The HDHP options are accompanied by a Health Savings Account (HSA) that is funded by both Stanislaus County and employee contributions. The County also extends County sponsored medical plans and insurance rates to retired County employees under age 65 (pre-Medicare) and to employees of six local special districts. There are approximately 435 retiree and special district plan participants who pay 100% of their individual premium costs for participation in the County sponsored medical insurance program.

CASH/FUND BALANCE

As of July 1, 2012, the Medical Self-Insurance Fund is projected to have a positive cash balance and retained earnings balance of approximately \$8,000,000 compared to the July 1, 2011 positive balances of \$17,661. This initial cash reserve is consistent with expectations in implementing a new self-insured medical plan. Inherent in this plan is a lag in timing between when revenue is collected to fund claims expenses and when claims are actually incurred, billed and paid. In addition, employees enrolled in the high deductible health plan must meet their deductibles before their claims are paid by this self-insurance budget. So, it is anticipated that claims expenses in the last half of the calendar year (July through December) will be higher than those in the first half of the calendar year as employees continue to meet their deductibles. Any cash reserve in this fund will be utilized to offset the potential liability for claims that have been incurred but not yet reported or paid. A thorough cash and retained earnings analysis will be performed in the beginning of calendar year 2013 once the program has completed its first year and the program has developed enough data to analyze trends for future reserves.

Chief Executive Office - Medical Self-Insurance				
Classification	2010-2011 Actual	2011-2012 Adopted Budget	2012-2013 Requested Proposed Budget	2012-2013 Recommended Proposed Budget
Taxes	\$0	\$0	\$0	\$0
Licenses, Permits, Franchises	\$0	\$0	\$0	\$0
Fines, Forfeitures, Penalties	\$0	\$0	\$0	\$0
Revenue from use of Assets	\$0	\$0	\$10,000	\$10,000
Intergovernmental Revenue	\$0	\$0	\$0	\$0
Charges for Service	\$42,888,294	\$42,135,222	\$47,794,705	\$47,794,705
Miscellaneous Revenue	\$45,319	\$28,500	\$0	\$0
Other Financing Sources	\$0	\$0	\$0	\$0
Total Revenue	\$42,933,613	\$42,163,722	\$47,804,705	\$47,804,705
Salaries and Benefits	\$0	\$0	\$0	\$0
Services and Supplies	\$42,795,451	\$41,974,672	\$47,804,705	\$47,804,705
Other Charges	\$175,763	\$189,050	\$0	\$0
Fixed Assets	\$0	\$0	\$0	\$0
Other Financing Uses	\$0	\$0	\$0	\$0
Equity	\$0	\$0	\$0	\$0
Intrafund	\$0	\$0	\$0	\$0
Contingencies	\$0	\$0	\$0	\$0
Gross Costs	\$42,971,214	\$42,163,722	\$47,804,705	\$47,804,705
Retained Earnings	\$37,601	\$0	\$0	\$0
Net County Cost	\$0	\$0	\$0	\$0

PROGRAM DISCUSSION

The proposed level of funding is based on an initial projection of all medical, pharmaceutical and administrative costs in the new self-funded medical plan from July 1, 2012 through June 30, 2013. The new self-funded medical plan was implemented January 1, 2012 and has yet to develop a period of claim history and experience typically utilized to forecast future costs in a self-funded benefit program. The proposed budget level is based on the preliminary modeling of claims and employee insurance rates developed during the initial implementation of the program. The proposed budget includes a 6% inflationary increase in costs effective January 1, 2013. The initial underwriting analysis performed for this program suggested a 5% – 7.5% inflationary increase for the next calendar year.

This budget is supported by charges to County departments and premium contributions from County employees. In conjunction with the implementation of the new self-funded medical plan, the County reached agreement with employee labor groups for a new premium cost sharing plan from January 1, 2012 through December 31, 2014. Under the new agreement, the County's contribution to employees' medical insurance ranges from 80% of the lowest-cost Exclusive Provider Organization (EPO) Plan, to 95% of the lowest-cost High Deductible Health Plan (HDHP). In addition, the County is contributing \$2,000 per year to the Employee + 1 and Family coverage options for High Deductible Health Plans, and \$1,200 for the Employee Only option. These amounts are deposited into employees' Health Savings Accounts (HSAs), half in January and then semi-monthly beginning July 1 of the calendar year. This budget also receives insurance premium revenue from retired County employees under age 65 (pre-Medicare) and several local special districts who participate in the medical plan. Retirees and special districts pay 100% of their premium costs for participation in the County sponsored medical insurance program. The proposed budget projects total revenue of \$47.8 million of which approximately \$37.6 million is funded by County departments, \$6.1 million from employee premium cost sharing and \$4.1 million from early retirees, special districts and COBRA participants.

The Division will continue to monitor the performance of the new self-funded medical insurance program throughout the fiscal year and may require future adjustments in expenditures and corresponding premium revenues as the new medical program and claims experience develops. The department will formally evaluate the program through an actuarial study during the budget year to develop recommendations for premium rates effective January 1, 2013.

The Medical Self-Insurance budget is supported by positions funded in the Chief Executive Office – Risk Management Division, a General Fund Budget.

STAFFING IMPACTS

Total current authorized positions—0

RECOMMENDED PROPOSED BUDGET

It is recommended that a budget of \$47,804,705 be approved for the Chief Executive Office – Medical Self-Insurance budget as an interim spending plan until the Final Budget is adopted. This budget is funded from \$47,804,705 in estimated department revenue.

STANISLAUS COUNTY, CALIFORNIA
Budget Year 2012-2013
FISCAL GENERAL SERVICES
Other General



CHIEF EXECUTIVE OFFICE—RISK MANAGEMENT DIVISION
OTHER EMPLOYEE BENEFITS

Budget Unit 5093 0018093
 Internal Service Fund

SERVICES PROVIDED

This is a new budget, created with the implementation of the self-insured medical program effective January 1, 2012.

The Other Employee Benefits budget provides funding for employee life insurance, management long-term disability, and deferred compensation.

CASH/FUND BALANCE

As of July 1, 2012, the Other Employee Benefits budget is projected to have a positive cash balance and retained earnings balance of approximately \$250,000 compared to the July 1, 2011 positive balance of \$0. This funding represents revenue received from the Hartford's administrative agreement and will be used for deferred compensation-related expenses.

Chief Executive Office - Other Employee Benefits				
Classification	2010-2011 Actual	2011-2012 Adopted Budget	2012-2013 Requested Proposed Budget	2012-2013 Recommended Proposed Budget
Taxes	\$0	\$0	\$0	\$0
Licenses, Permits, Franchises	\$0	\$0	\$0	\$0
Fines, Forfeitures, Penalties	\$0	\$0	\$0	\$0
Revenue from use of Assets	\$0	\$0	\$2,500	\$2,500
Intergovernmental Revenue	\$0	\$0	\$0	\$0
Charges for Service	\$0	\$0	\$346,000	\$346,000
Miscellaneous Revenue	\$0	\$0	\$152,000	\$152,000
Other Financing Sources	\$0	\$0	\$0	\$0
Total Revenue	\$0	\$0	\$500,500	\$500,500
Salaries and Benefits	\$0	\$0	\$0	\$0
Services and Supplies	\$0	\$0	\$128,000	\$128,000
Other Charges	\$0	\$0	\$261,947	\$261,947
Fixed Assets	\$0	\$0	\$0	\$0
Other Financing Uses	\$0	\$0	\$0	\$0
Equity	\$0	\$0	\$0	\$0
Intrafund	\$0	\$0	\$0	\$0
Contingencies	\$0	\$0	\$0	\$0
Gross Costs	\$0	\$0	\$389,947	\$389,947
Retained Earnings	\$0	\$0	(\$110,553)	(\$110,553)
Net County Cost	\$0	\$0	\$0	\$0

PROGRAM DISCUSSION

At the proposed level of funding, life insurance, management long-term disability, and the deferred compensation program will be provided to Stanislaus County employees. Basic life insurance is provided to all eligible employees, and supplemental life insurance may be purchased at the employees' expense. Management long-term disability is a County-sponsored benefit, offered only to managers. The deferred compensation program is administered by the Hartford, with oversight from a Deferred Compensation Committee consisting of County employees and an outside consultant. It is anticipated that \$120,000 in revenue will be received in the 2012-2013 Budget Year from the Hartford as part of its administrative agreement to fund deferred compensation-related expenses.

STAFFING IMPACTS

Total current authorized positions—0

RECOMMENDED PROPOSED BUDGET

It is recommended that a budget of \$389,947 be approved for the Chief Executive Office – Other Employee Benefits budget as an interim spending plan until the Final Budget is adopted. This budget is funded from \$500,500 in estimated department revenue resulting in a \$110,553 contribution to retained earnings.

STANISLAUS COUNTY, CALIFORNIA
Budget Year 2012-2013
FISCAL GENERAL SERVICES
Other General



CHIEF EXECUTIVE OFFICE—RISK MANAGEMENT DIVISION
PROFESSIONAL LIABILITY SELF-INSURANCE

Budget Unit 5061 0018061
 Internal Service Fund

SERVICES PROVIDED

The Professional Liability Self-Insurance budget provides for the management of claim losses, legal defense, cost of claims administration, actuarial services, and the administration of medical malpractice insurance.

CASH/FUND BALANCE

As of July 1, 2012, the Professional Liability Self-Insurance Fund is projected to have a positive cash balance of \$1,646,518 compared to the July 1, 2011 positive balance of \$1,716,518. For the same time period, this fund is projected to have a positive retained earnings balance of \$584,095 compared to the July 1, 2011 positive balance of \$654,095. This represents a decrease of \$70,000 for both cash and retained earnings which is the result of the planned use of retained earnings to offset departmental charges in the 2011-2012 Fiscal Year.

Chief Executive Office - Professional Liability				
Classification	2010-2011 Actual	2011-2012 Adopted Budget	2012-2013 Requested Proposed Budget	2012-2013 Recommended Proposed Budget
Taxes	\$0	\$0	\$0	\$0
Licenses, Permits, Franchises	\$0	\$0	\$0	\$0
Fines, Forfeitures, Penalties	\$0	\$0	\$0	\$0
Revenue from use of Assets	\$17,797	\$16,000	\$20,000	\$20,000
Intergovernmental Revenue	\$0	\$0	\$0	\$0
Charges for Service	\$1,096,840	\$1,300,000	\$1,300,000	\$1,300,000
Miscellaneous Revenue	\$85,597	\$0	\$0	\$0
Other Financing Sources	\$0	\$0	\$0	\$0
Total Revenue	\$1,200,234	\$1,316,000	\$1,320,000	\$1,320,000
Salaries and Benefits	\$0	\$0	\$0	\$0
Services and Supplies	\$918,397	\$1,315,300	\$1,318,923	\$1,318,923
Other Charges	\$379	\$700	\$1,077	\$1,077
Fixed Assets	\$0	\$0	\$0	\$0
Other Financing Uses	\$1,096,840	\$500,000	\$0	\$0
Equity	\$0	\$0	\$0	\$0
Intrafund	\$0	\$0	\$0	\$0
Contingencies	\$0	\$0	\$0	\$0
Gross Costs	\$2,015,616	\$1,816,000	\$1,320,000	\$1,320,000
Retained Earnings	\$815,382	\$500,000	\$0	\$0
Net County Cost	\$0	\$0	\$0	\$0

PROGRAM DISCUSSION

At the proposed level of funding, insurance coverage is provided for the Health Services Agency (HSA), Behavioral Health and Recovery Services (BHRS), Probation, and the Sheriff. Funds are included for settlements, attorney fees and defense costs for unknown claims during Budget Year 2012-2013.

In Fiscal Year 2011-2012, CEO – Risk Management staff identified potential unfunded liability cost exposures related to providing healthcare services in the County’s adult and juvenile detention facilities. A plan was approved by the Board of Supervisors with the Final Budget that incorporated both the Sheriff and Probation departments into the program. The revised allocation methodology provided a more appropriate overall distribution of department charges in the medical malpractice insurance program, including the previously unfunded liability exposure for healthcare provided in adult and juvenile detention facilities.

Based on the updated experience and exposure analysis, the total budget allocation for the Professional Liability Self-Insurance Fund for Budget Year 2012-2013 is as follows:

Health Services Agency	\$1,160,506	89.3%
Behavioral Health and Recovery Services	\$ 78,618	6.1%
Sheriff	\$ 53,076	4.0%
Probation	\$ 7,800	0.6%
Total	\$1,300,000	100%

STAFFING IMPACTS

Total current authorized positions—0

RECOMMENDED PROPOSED BUDGET

It is recommended that a budget of \$1,320,000 be approved for the Chief Executive Office – Professional Liability budget as an interim spending plan until the Final Budget is adopted. This budget is funded from \$1,320,000 in estimated department revenue.

STANISLAUS COUNTY, CALIFORNIA
Budget Year 2012-2013
FISCAL GENERAL SERVICES
Other General



CHIEF EXECUTIVE OFFICE—RISK MANAGEMENT DIVISION
UNEMPLOYMENT SELF-INSURANCE

Budget Unit 5071 0018071
 Internal Service Fund

SERVICES PROVIDED

The Unemployment Self-Insurance budget provides unemployment insurance for 3,957 County employees including full-time, extra-help, and personal service contractors. The claims administration for this fund continues to be provided by the Third Party Administrator (TPA), TALX Corporation.

CASH/FUND BALANCE

As of July 1, 2012, the Unemployment Self-Insurance Fund is projected to have a positive cash balance of \$1,077,617 compared to the July 1, 2011 positive balance of \$890,342. For the same time period, this fund is projected to have a positive retained earnings balance of \$459,071 compared to the July 1, 2011 positive balance of \$271,796. This represents an increase of \$187,275 for both cash and retained earnings which is a result of projected savings in the State quarterly unemployment insurance charges in the 2011-2012 Fiscal Year.

Chief Executive Office - Unemployment Insurance				
Classification	2010-2011 Actual	2011-2012 Adopted Budget	2012-2013 Requested Proposed Budget	2012-2013 Recommended Proposed Budget
Taxes	\$0	\$0	\$0	\$0
Licenses, Permits, Franchises	\$0	\$0	\$0	\$0
Fines, Forfeitures, Penalties	\$0	\$0	\$0	\$0
Revenue from use of Assets	\$10,566	\$10,000	\$10,000	\$10,000
Intergovernmental Revenue	\$11,375	\$11,200	\$27,280	\$27,280
Charges for Service	\$1,392,300	\$1,373,750	\$1,144,830	\$1,144,830
Miscellaneous Revenue	\$0	\$0	\$0	\$0
Other Financing Sources	\$0	\$0	\$0	\$0
Total Revenue	\$1,414,241	\$1,394,950	\$1,182,110	\$1,182,110
Salaries and Benefits	\$0	\$0	\$0	\$0
Services and Supplies	\$1,531,930	\$1,394,850	\$1,182,090	\$1,182,090
Other Charges	\$61	\$100	\$20	\$20
Fixed Assets	\$0	\$0	\$0	\$0
Other Financing Uses	\$0	\$0	\$0	\$0
Equity	\$0	\$0	\$0	\$0
Intrafund	\$0	\$0	\$0	\$0
Contingencies	\$0	\$0	\$0	\$0
Gross Costs	\$1,531,991	\$1,394,950	\$1,182,110	\$1,182,110
Retained Earnings	\$117,750	\$0	\$0	\$0
Net County Cost	\$0	\$0	\$0	\$0

PROGRAM DISCUSSION

At the proposed level of funding, four quarterly unemployment payments, projected at approximately \$295,000 per quarter, can be made to the State Employment Development Department (EDD). The Unemployment Self-Insurance budget is balanced by charging \$310 per employee to departments, and using an estimated \$10,000 in interest earnings. This is a decrease of \$40 per employee, down from \$350 per employee in Fiscal Year 2011-2012.

The Unemployment Self-Insurance budget is supported by positions funded in the Chief Executive Office – Risk Management Division, a General Fund budget.

STAFFING IMPACTS

Total current authorized positions—0

RECOMMENDED PROPOSED BUDGET

It is recommended that a budget of \$1,182,110 be approved for the Chief Executive Office – Unemployment Insurance budget as an interim spending plan until the Final Budget is adopted. This budget is funded from \$1,182,110 in estimated department revenue.

STANISLAUS COUNTY, CALIFORNIA
Budget Year 2012-2013
FISCAL GENERAL SERVICES
Other General



CHIEF EXECUTIVE OFFICE—RISK MANAGEMENT DIVISION
VISION CARE SELF-INSURANCE

Budget Unit 5111 0018111
 Internal Service Fund

SERVICES PROVIDED

The Vision Care Self-Insurance Fund provides for vision benefits and services to approximately 3,533 full-time County employees and their families, including employees in special districts. Vision Service Plan (VSP) continues to administer the nationwide network of providers and processes claim payments for this fund.

CASH/FUND BALANCE

As of July 1, 2012, the Vision Care Self-Insurance Fund is projected to have a positive cash balance of \$950,986 compared to the July 1, 2011 positive balance of \$1,004,172. For the same time period, this fund is projected to have a positive retained earnings balance of \$775,499 compared to the July 1, 2011 positive balance of \$828,685. This represents a decrease of \$53,186 for both cash and retained earnings which is primarily due to a reduction in vision revenue from the original anticipated budget.

Chief Executive Office - Vision Care Insurance				
Classification	2010-2011 Actual	2011-2012 Adopted Budget	2012-2013 Requested Proposed Budget	2012-2013 Recommended Proposed Budget
Taxes	\$0	\$0	\$0	\$0
Licenses, Permits, Franchises	\$0	\$0	\$0	\$0
Fines, Forfeitures, Penalties	\$0	\$0	\$0	\$0
Revenue from use of Assets	\$12,074	\$7,500	\$10,000	\$10,000
Intergovernmental Revenue	\$0	\$0	\$0	\$0
Charges for Service	\$965,575	\$965,322	\$661,741	\$661,741
Miscellaneous Revenue	\$0	\$0	\$0	\$0
Other Financing Sources	\$0	\$0	\$0	\$0
Total Revenue	\$977,649	\$972,822	\$671,741	\$671,741
Salaries and Benefits	\$0	\$0	\$0	\$0
Services and Supplies	\$815,537	\$944,192	\$637,500	\$637,500
Other Charges	\$158	\$28,630	\$34,241	\$34,241
Fixed Assets	\$0	\$0	\$0	\$0
Other Financing Uses	\$0	\$0	\$0	\$0
Equity	\$0	\$0	\$0	\$0
Intrafund	\$0	\$0	\$0	\$0
Contingencies	\$0	\$0	\$0	\$0
Gross Costs	\$815,695	\$972,822	\$671,741	\$671,741
Retained Earnings	(\$161,954)	\$0	\$0	\$0
Net County Cost	\$0	\$0	\$0	\$0

PROGRAM DISCUSSION

At the proposed level of funding, the Vision Self-Insurance budget will finance the payment of vision claims and claims administration. This budget is funded through revenue from County departments, employee premium cost share and local special districts who also participate in the plan. The County has reached a new agreement with County labor organizations for the period of January 1, 2012 through December 31, 2014. The new agreement requires employees to pay 20% of the premium cost for the vision plan effective January 1, 2012. The new agreement also included a change in VSP plan selections which will reduce the overall claims costs of the program through access to greater provider discounts in the VSP network. The Division will evaluate the impact of the new program and cost share changes to determine future recommendations for the potential use of the positive retained earnings balance that has developed in the fund.

The Vision Care Self-Insurance budget is supported by positions funded in the Chief Executive Office – Risk Management Division, a General Fund budget.

STAFFING IMPACTS

Total current authorized positions—0

RECOMMENDED PROPOSED BUDGET

It is recommended that a budget of \$671,741 be approved for the Chief Executive Office – Vision Care Insurance budget as an interim spending plan until the Final Budget is adopted. This budget is funded from \$671,741 in estimated department revenue.

STANISLAUS COUNTY, CALIFORNIA
Budget Year 2012-2013
FISCAL GENERAL SERVICES
Other General



CHIEF EXECUTIVE OFFICE—RISK MANAGEMENT DIVISION
WORKERS' COMPENSATION SELF-INSURANCE

Budget Unit 5081 0018081
 Internal Service Fund

SERVICES PROVIDED

The Workers' Compensation Self-Insurance budget provides for Workers' Compensation benefits to injured employees who have sustained an injury/illness, which arises out of employment and in the course of employment with the County. This budget includes funding costs for claims expenses, excess insurance coverage, actuarial services, claims administration, loss control and prevention, legal defense, licensing fees, support services, and general County overhead.

CASH/FUND BALANCE

As of July 1, 2012, the projected cash balance is estimated to be a positive \$20,102,144 compared to the July 1, 2011 positive balance of \$20,102,144. The retained earnings in this budget is estimated to be \$113,092 compared to the July 1, 2011 retained earnings of \$133,092.

Chief Executive Office - Workers' Compensation				
Classification	2010-2011 Actual	2011-2012 Adopted Budget	2012-2013 Requested Proposed Budget	2012-2013 Recommended Proposed Budget
Taxes	\$0	\$0	\$0	\$0
Licenses, Permits, Franchises	\$0	\$0	\$0	\$0
Fines, Forfeitures, Penalties	\$0	\$0	\$0	\$0
Revenue from use of Assets	\$219,446	\$220,000	\$220,000	\$220,000
Intergovernmental Revenue	\$24,702	\$40,000	\$50,000	\$50,000
Charges for Service	\$989,860	\$4,960,000	\$4,950,000	\$4,950,000
Miscellaneous Revenue	\$150,733	\$50,000	\$100,000	\$100,000
Other Financing Sources	\$0	\$0	\$0	\$0
Total Revenue	\$1,384,741	\$5,270,000	\$5,320,000	\$5,320,000
Salaries and Benefits	(\$13)	\$0	\$0	\$0
Services and Supplies	\$4,873,424	\$4,916,980	\$4,924,386	\$4,924,386
Other Charges	\$299,755	\$353,020	\$395,614	\$395,614
Fixed Assets	\$0	\$0	\$0	\$0
Other Financing Uses	(\$1)	\$0	\$0	\$0
Equity	\$0	\$0	\$0	\$0
Intrafund	\$0	\$0	\$0	\$0
Contingencies	\$0	\$0	\$0	\$0
Gross Costs	\$5,173,165	\$5,270,000	\$5,320,000	\$5,320,000
Retained Earnings	\$3,788,424	\$0	\$0	\$0
Net County Cost	\$0	\$0	\$0	\$0

PROGRAM DISCUSSION

At the proposed level of funding, the Workers' Compensation Self-Insurance budget will finance the services identified above. There are no significant major program changes anticipated in Budget Year 2012-2013. The Workers' Compensation Self-Insurance Program will continue to be implemented through the Disability Management Program. The Disability Management Program includes returning injured/ill employees back to work; providing injured employees a Medical Provider Network (MPN); and providing supervisors with high level training and workshops. In addition, the CEO – Risk Management Division will continue to meet on a quarterly basis with the high cost/high risk departments to coordinate information required to bring claims to a close. Semi-annual conferences with the Division's Workers' Compensation defense attorneys and claims adjusters will continue for settlement coordination.

The basis of distribution of the workers' compensation charges includes an experience and exposure component. The experience component represents 70% of the charges and reflects ten years of loss history allocated by department. The loss history includes costs related to the defense and possible settlement of cases filed against specific departments. The exposure component represents 30% of the charges, and is based upon the number of full-time and part-time employees allocated to each department.

The ongoing efforts of the County's safety program have assisted in controlling the severity and frequency of work-related injuries. The number of injury claims has decreased from 345 in Fiscal Year 2006-2007 to 216 projected in Fiscal Year 2011-2012, representing a 37% decrease. In addition, the County's OSHA (Occupational Safety and Health Administration) incident rate for the County workforce has on average been 15% lower than the incident rates for comparable local governments in California, reflecting the ongoing effectiveness of the County safety program. While the County's overall claims costs have not decreased significantly, the County has maintained an overall flat trend for projected workers' compensation costs while employers throughout the State have experienced steady increases in recent years.

The Workers' Compensation Self-Insurance budget is supported by positions funded in the CEO-Risk Management Division, a General Fund budget.

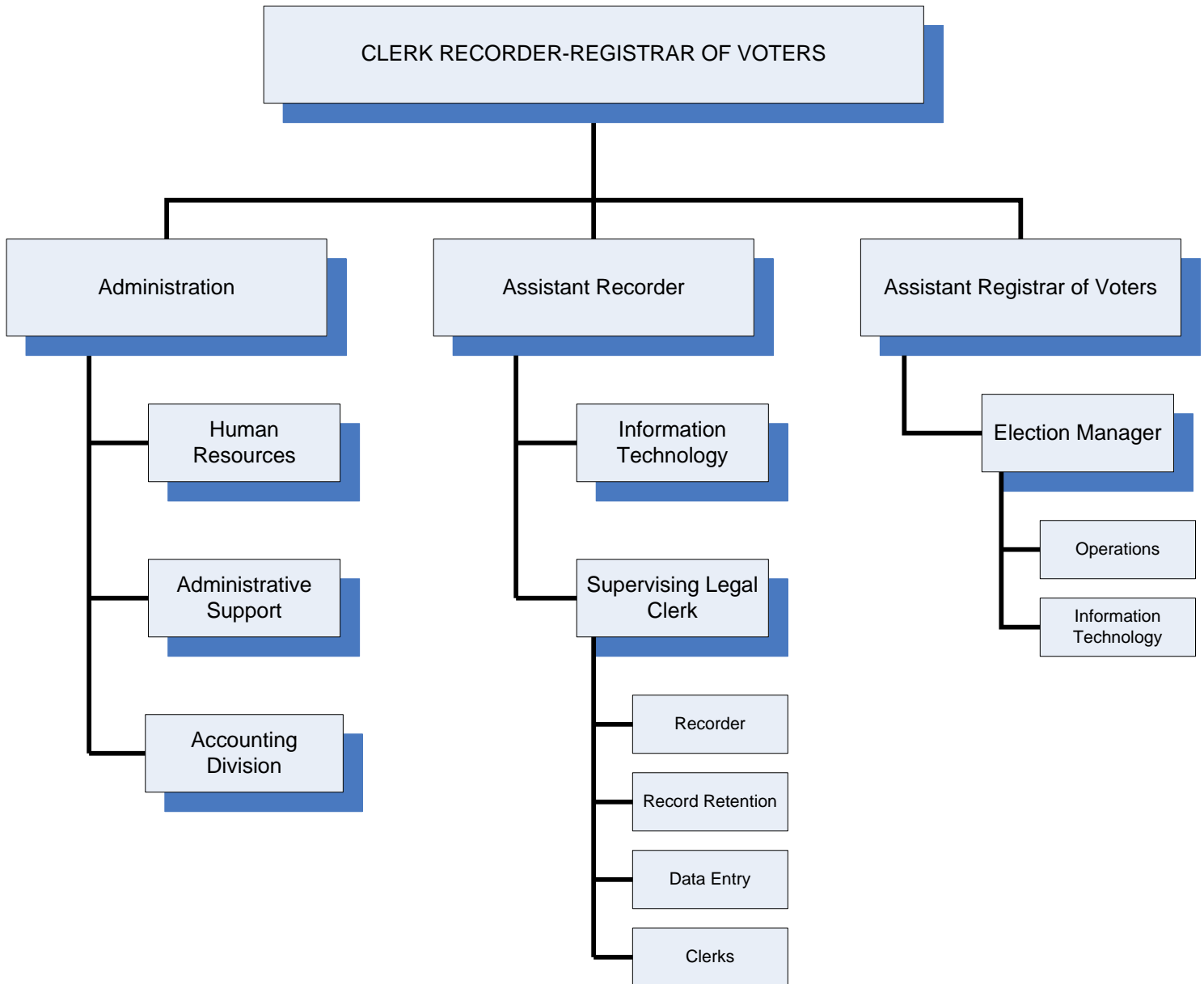
STAFFING IMPACTS

Total current authorized positions— 0

RECOMMENDED PROPOSED BUDGET

It is recommended that a budget of \$5,320,000 be approved for the Chief Executive Office – Workers' Compensation budget as an interim spending plan until the Final Budget is adopted. This budget is funded from \$5,320,000 in estimated department revenue.

**STANISLAUS COUNTY
CLERK RECORDER-REGISTRAR OF VOTERS**



Revised March 2006

STANISLAUS COUNTY, CALIFORNIA
Budget Year 2012-2013
FISCAL GENERAL SERVICES
Other Protection



CLERK-RECORDER
Lee Lundrigan, Clerk-Recorder

BUDGET AT A GLANCE	
Gross Costs	\$6,846,699
Total Revenue	\$2,844,577
Fund Balance/Retained Earnings	\$2,330,001
Net County Cost	\$1,672,121
Total Recommended Staffing	44
% Funded by Local Discretionary Funds	24.4%

MISSION STATEMENT

The mission of the Clerk-Recorder is to ensure that a vital link to the past is maintained for future generations by indexing, maintaining, archiving and preserving documents of historical, commercial and legal significance to provide public access to clear and accurate County records and to ensure that all qualified/interested citizens are given the opportunity to exercise their right to vote in lawfully conducted elections; and to conduct all manners of business related to elections.

ACCOMPLISHMENTS AND OBJECTIVES

The Accomplishments and Objectives for the Clerk Recorder for the 2012-2013 Budget Year include:

FISCAL YEAR 2011-2012 ACCOMPLISHMENTS	BUDGET YEAR 2012-2013 OBJECTIVES
<ul style="list-style-type: none"> ◆ Completed Stage 1 in all six tasks of the Film Conversion Project. ◆ Completed restoration of the Primary Historical Record books. ◆ Implemented Business Continuity Solution for the Department. 	<ul style="list-style-type: none"> ◆ Complete tasks 1 & 3 of the Film Conversion Project. ◆ Complete restoration of Retained Pages and Maps.

BUDGETS WITHIN THE CLERK-RECORDER'S OFFICE INCLUDE:

- ◆ Recorder Division
- ◆ Elections Division
- ◆ Modernization Trust Fund
- ◆ Vital and Health Statistics

STANISLAUS COUNTY, CALIFORNIA
Budget Year 2012-2013
FISCAL GENERAL SERVICES
Other Protection



CLERK-RECORDER—RECORDER DIVISION

Budget Unit 0100 0020001
 General Fund

SERVICES PROVIDED

The Clerk-Recorder's Office processes all documents and records as required by law and reports all manner of business related to marriage licenses, certified copies of vital statistic records, document filings, and recordings of real property. The Clerk-Recorder also provides passport acceptance services and civil wedding ceremonies.

Clerk-Recorder				
Classification	2010-2011 Actual	2011-2012 Adopted Budget	2012-2013 Requested Proposed Budget	2012-2013 Recommended Proposed Budget
Taxes	\$0	\$0	\$0	\$0
Licenses, Permits, Franchises	\$124,183	\$108,000	\$115,000	\$115,000
Fines, Forfeitures, Penalties	\$0	\$0	\$0	\$0
Revenue from use of Assets	\$0	\$0	\$0	\$0
Intergovernmental Revenue	\$0	\$0	\$0	\$0
Charges for Service	\$1,512,100	\$1,491,000	\$1,383,000	\$1,383,000
Miscellaneous Revenue	\$210,785	\$201,000	\$202,000	\$202,000
Other Financing Sources	\$0	\$0	\$0	\$0
Total Revenue	\$1,847,068	\$1,800,000	\$1,700,000	\$1,700,000
Salaries and Benefits	\$1,555,168	\$1,552,747	\$1,488,609	\$1,488,609
Services and Supplies	\$38,032	\$95,990	\$57,529	\$57,529
Other Charges	\$98,000	\$152,420	\$157,812	\$157,812
Fixed Assets	\$0	\$0	\$0	\$0
Other Financing Uses	\$43,709	\$0	\$0	\$0
Equity	\$0	\$0	\$0	\$0
Intrafund	\$163,655	\$120,902	\$0	\$0
Contingencies	\$0	\$0	\$0	\$0
Gross Costs	\$1,898,564	\$1,922,059	\$1,703,950	\$1,703,950
Fund Balance	\$0	\$0	\$0	\$0
Net County Cost	\$51,496	\$122,059	\$3,950	\$3,950

PROGRAM DISCUSSION

At the proposed level of funding, the Department will continue to serve the public to the best of its ability. Staffing reductions due to retirements, will be filled to maintain public services. Due to this reduced level of funding it is anticipated customers will continue to experience long lines and delays in service which could result in their need to return to the office on multiple occasions to obtain certified documents.

This situation is further exacerbated as a result of the free services the Clerk Recorder is required to provide to other local government agencies and General Fund departments. These free services which include recording, indexing, scanning, copying and returning documents to originating agencies has averaged \$220,000 each year in lost revenue. Unrealized revenue in the past two fiscal years includes Fiscal Year 2009-2010 \$220,517; and Fiscal Year 2010-2011 \$219,969. This drain continued in Fiscal

Year 2011-2012 where \$164,512 in recording had been provided free of charge. The unrealized revenue of \$220,000 annually from providing these free services to other government agencies and General Fund departments is the equivalent of three to four additional Clerk Recorder staff members. The continued loss of revenue and the funds to hire unfilled staff positions directly results in a reduced level of service to the public, stress on current staff and postponement of the organization, preservation and maintenance of historical records.

Pursuant to prudent stewardship of public funds, the Recorder Division anticipates a carryover of approximately \$100,000 from Fiscal Year 2011-2012 Final Budget. This carryover is calculated by retaining 100% of unused net county cost savings from Fiscal Year 2010-2011. These funds will be used for Services and Supplies and Other Charges expenses for Budget Year 2012-2013.

Eight of the County's twelve labor organizations have agreed on a permanent 6% salary deduction to be effective July 1, 2012. The County is currently in negotiations with the remaining four labor groups. Twenty-two positions in this budget are represented by one of these four groups. The estimated cost of not having these agreements in place for this budget with these groups represents an increase in cost over 2011-2012 salary costs of \$78,000, which is the equivalent of one full-time position. In the absence of these Agreements, any reduction-in-force would occur as part of the Final Budget.

The Clerk-Recorder Department, including staff and equipment, has outgrown its current location. Staff is in the process of looking and planning for a facility that will allow state-of-the-art maintenance of historic records, sufficient room to conduct business and efficient access of services for customers.

STAFFING IMPACTS

Total current authorized positions— 32

There are no recommended changes to the current level of staffing.

Total recommended authorized positions— 32

RECOMMENDED PROPOSED BUDGET

It is recommended that a budget of \$1,703,950 be approved for the Clerk Recorder's Department as an interim spending plan until the Final Budget is adopted. This budget is funded from \$1,700,000 in estimated department revenue and a \$3,950 contribution from the General Fund. The Department assumed the additional use of approximately \$100,000 of prior year General Fund Net County Cost savings to fully fund the projected 2012-2013 budget. This Department will be negatively impacted by the lack of labor agreements and will need to address priority programs/services, staffing and the use of the fund balance savings in the Final Budget.

STANISLAUS COUNTY, CALIFORNIA
Budget Year 2012-2013



FISCAL GENERAL SERVICES
Elections

CLERK-RECORDER—ELECTIONS DIVISION

Budget Unit 0100 0020299
 General Fund

SERVICES PROVIDED

The Clerk-Recorder Elections Division provides Stanislaus County citizens the ability to exercise their constitutional right to vote. The Registrar of Voters registers voters, processes candidate applications and filings and conducts elections. This includes administering federal, state, county and local district elections within Stanislaus County and involves designing precincts, identifying polling places, recruiting elections officers, maintaining voter registration records, processing vote-by-mail ballot applications, managing candidate and campaign filings, providing guidance and information pertaining to election laws, verifying petitions, interfacing with State and Federal Elections agencies and conducting voter outreach programs.

Clerk-Recorder - Elections					
Classification	2010-2011 Actual	2011-2012 Adopted Budget	2012-2013 Requested Proposed Budget	2012-2013 Recommended Adjustments	2012-2013 Recommended Proposed Budget
Taxes	\$0	\$0	\$0	\$0	\$0
Licenses, Permits, Franchises	\$0	\$0	\$0	\$0	\$0
Fines, Forfeitures, Penalties	\$0	\$0	\$0	\$0	\$0
Revenue from use of Assets	\$0	\$0	\$0	\$0	\$0
Intergovernmental Revenue	\$908,620	\$0	\$0	\$0	\$0
Charges for Service	\$449,812	\$451,029	\$345,777	\$0	\$345,777
Miscellaneous Revenue	\$42	\$0	\$0	\$0	\$0
Other Financing Sources	\$0	\$0	\$0	\$0	\$0
Total Revenue	\$1,358,474	\$451,029	\$345,777	\$0	\$345,777
Salaries and Benefits	\$710,187	\$865,104	\$950,224	\$0	\$950,224
Services and Supplies	\$965,115	\$825,911	\$712,314	\$268,983	\$981,297
Other Charges	\$54,255	\$61,260	\$81,727	\$0	\$81,727
Fixed Assets	\$0	\$0	\$0	\$0	\$0
Other Financing Uses	\$18,602	\$0	\$0	\$0	\$0
Equity	\$0	\$0	\$0	\$0	\$0
Intrafund	\$109,977	\$94,592	\$700	\$0	\$700
Contingencies	\$0	\$0	\$0	\$0	\$0
Gross Costs	\$1,858,136	\$1,846,867	\$1,744,965	\$268,983	\$2,013,948
Fund Balance	\$0	\$0	\$0	\$0	\$0
Net County Cost	\$499,662	\$1,395,838	\$1,399,188	\$268,983	\$1,668,171

PROGAM DISCUSSION

At the proposed level of funding, the Department can maintain and partially fund the cost of the November 6, 2012 Presidential Election. Presidential General Elections are historically expensive with minimal opportunity to recoup costs. The division has a shortfall of \$268,983 for Election Supply costs and Equipment Maintenance. A portion of the Election Supplies is the legally mandated cost for the preparation and printing of the sample ballot pamphlets and ballots for each registered voter in Stanislaus County. To conduct the November 6, 2012 Presidential Election the Elections Division must order the number of Official Ballots at 85% for polling sites and 110% for vote by mail voters. Sample

Ballots are ordered at 105% to insure voters registered 29 days before the elections also receive a sample ballot pamphlet and a ballot pursuant to mandate. The printing of Official and Sample Ballots is the single greatest cost pertaining to each election. It continues to increase with each election. According to Election Code, each polling site must carry enough ballots in each precinct to reasonably meet the needs of voters in that precinct on Election Day, including vote by mail voters. Vote by Mail voters have the choice of not sending in their Vote by Mail ballots and to vote at the polls on Election Day. This item is critical to conduct the Presidential General Election and must meet stringent legally mandated requirements.

The Elections Division is implementing improvements to help lower costs of the printed sample ballot pamphlet called the Opt Out / Opt In program allowing voters pursuant to Election Code 13300.7 to receive an E-sample ballot pamphlet electronically, thus reducing print and mail costs. In addition, Help America Vote Act grant funds have been expended to purchase disability compliant 4-in-1 voting booths to streamline the polling sites.

Staffing reductions due to unanticipated retirements, will need to be filled to maintain election services and conduct adequate elections.

Eight of the County's twelve labor organizations have agreed on a permanent 6% salary deduction to be effective July 1, 2012. The County is currently in negotiations with the remaining four labor groups. Nine positions in this budget are represented by one of these four groups. The estimated cost of not having these agreements in place for this budget with these groups represents an increase in cost over 2011-2012 salary costs of \$22,003, which is the equivalent of no full-time positions. In the absence of these Agreements, any reduction-in-force would occur as part of the Final Budget.

STAFFING IMPACTS

Total current authorized positions— 12

There are no recommended changes to the current level of staffing.

Total recommended authorized positions-- 12

RECOMMENDED PROPOSED BUDGET

It is recommended that a budget of \$2,013,948 be approved for Clerk-Recorder – Elections Department as an interim spending plan until the Final Budget is adopted. This budget is funded from \$345,777 in estimated department revenue and a \$1,668,171 contribution from the General Fund. As part of the recommendation, the \$1,668,171 contribution from the General Fund includes a recommended adjustment of \$268,983 to fund the shortfall for the Presidential General Election.

STANISLAUS COUNTY, CALIFORNIA
Budget Year 2012-2013
FISCAL GENERAL SERVICES
Other Protection



CLERK-RECORDER—MODERNIZATION TRUST FUND

Budget Unit 1723 0020500
 Special Revenue Fund

SERVICES PROVIDED

This budget uses funding provided by law, to fund necessary maintenance and to upgrade electronic processing equipment within the Clerk-Recorder's Office. Starting in Fiscal Year 2008-2009, this fund also included the revenue and expenses to implement the Social Security Number Truncation program.

CASH/FUND BALANCE

As of July 1, 2012, the projected fund balance is estimated to be \$3,000,000, a decrease of approximately \$1.4 million compared to the July 1, 2011 fund balance of \$4,376,001. This reduction is due to four major projects funded by the Modernization Fund (including micrographic funds). The four projects are the Film Conversion project, the Book Restoration Project, the Social Security Truncation Project, and the Business Continuity project. The balance for this fund is expected to continue to decline as these and other modernization/micrographic projects are implemented. The department floor has been replaced using Clerk Recorder Modernization funding to improve health and safety. The Department is using \$2,268,001 of fund balance to assist in balancing the 2012-2013 Proposed Budget.

Clerk-Recorder Modernization				
Classification	2010-2011 Actual	2011-2012 Adopted Budget	2012-2013 Requested Proposed Budget	2012-2013 Recommended Proposed Budget
Taxes	\$0	\$0	\$0	\$0
Licenses, Permits, Franchises	\$0	\$0	\$0	\$0
Fines, Forfeitures, Penalties	\$0	\$0	\$0	\$0
Revenue from use of Assets	\$0	\$0	\$0	\$0
Intergovernmental Revenue	\$0	\$0	\$0	\$0
Charges for Service	\$818,327	\$802,500	\$760,800	\$760,800
Miscellaneous Revenue	\$0	\$0	\$0	\$0
Other Financing Sources	\$0	\$0	\$0	\$0
Total Revenue	\$818,327	\$802,500	\$760,800	\$760,800
Salaries and Benefits	\$329,700	\$1,018,778	\$681,072	\$681,072
Services and Supplies	\$1,014,179	\$2,789,600	\$2,257,729	\$2,257,729
Other Charges	\$0	\$30,000	\$0	\$0
Fixed Assets				
Equipment	\$39,402	\$201,600	\$90,000	\$90,000
Other Financing Uses	\$8,898	\$0	\$0	\$0
Equity	\$0	\$0	\$0	\$0
Intrafund	\$0	\$0	\$0	\$0
Contingencies	\$0	\$0	\$0	\$0
Gross Costs	\$1,392,179	\$4,039,978	\$3,028,801	\$3,028,801
Fund Balance	\$573,852	\$3,237,478	\$2,268,001	\$2,268,001
Net County Cost	\$0	\$0	\$0	\$0

PROGRAM DISCUSSION

At the proposed level of funding, the Department will continue to serve the public to the best of its ability. Staffing reductions due to unanticipated retirements will be filled to maintain public services. It is anticipated customers will continue to experience long lines and delays in service which could result in their need to return to the office to obtain certified documents due to this level of funding.

The Division will continue with the fully funded multi-year projects that are currently underway. These projects included Film Conversion, Historical Book Restoration, and the Social Security Number (SSN) Truncation. There are currently no new projects planned until these projects are completed.

Eight of the County's twelve labor organizations have agreed on a permanent 6% salary deduction to be effective July 1, 2012. The County is currently in negotiations with the remaining four labor groups. Ten positions in this budget are represented by one of these four groups. The estimated cost of not having these agreements in place for this budget with these groups represents an increase in cost over 2011-2012 salary costs of \$35,140, which is the equivalent of one full-time position. In the absence of these Agreements, any reduction-in-force would occur as part of the Final Budget.

STAFFING IMPACTS

Total current authorized positions— 0

RECOMMENDED PROPOSED BUDGET

It is recommended that a budget of \$3,028,801 be approved for the Clerk-Recorder Modernization budget as an interim spending plan until the Final Budget is adopted. This budget is funded from \$760,800 in estimated department revenue and \$2,268,001 use of fund balance.

STANISLAUS COUNTY, CALIFORNIA
Budget Year 2012-2013
FISCAL GENERAL SERVICES
Other Protection



CLERK-RECORDER—VITAL AND HEALTH STATISTICS

Budget Unit 1786 0020601
 Special Revenue Fund

SERVICES PROVIDED

This budget provides funding that is used for the restoration and preservation of original vital statistics documents showing significant deterioration, as well as the printing and management of appropriate forms permitting public access to records.

CASH/FUND BALANCE

As of July 1, 2012, the projected fund balance is estimated to be \$73,882, compared to the July 1, 2011 fund balance of \$173,882, a decrease of approximately 58%. This decrease in fund balance is due to the Film Conversion Project. This is expected to continue to decrease as the film conversion project continues. The Department is using \$62,000 of the fund balance to assist in balancing the 2012-2013 Proposed Budget.

Clerk-Recorder - Vital & Health Statistics				
Classification	2010-2011 Actual	2011-2012 Adopted Budget	2012-2013 Requested Proposed Budget	2012-2013 Recommended Proposed Budget
Taxes	\$0	\$0	\$0	\$0
Licenses, Permits, Franchises	\$0	\$0	\$0	\$0
Fines, Forfeitures, Penalties	\$0	\$0	\$0	\$0
Revenue from use of Assets	\$0	\$0	\$0	\$0
Intergovernmental Revenue	\$0	\$0	\$0	\$0
Charges for Service	\$40,691	\$38,000	\$38,000	\$38,000
Miscellaneous Revenue	\$0	\$0	\$0	\$0
Other Financing Sources	\$0	\$0	\$0	\$0
Total Revenue	\$40,691	\$38,000	\$38,000	\$38,000
Salaries and Benefits	\$0	\$0	\$0	\$0
Services and Supplies	\$65,523	\$140,000	\$100,000	\$100,000
Other Charges	\$0	\$0	\$0	\$0
Fixed Assets	\$0	\$0	\$0	\$0
Other Financing Uses	\$0	\$0	\$0	\$0
Equity	\$0	\$0	\$0	\$0
Intrafund	\$0	\$0	\$0	\$0
Contingencies	\$0	\$0	\$0	\$0
Gross Costs	\$65,523	\$140,000	\$100,000	\$100,000
Fund Balance	\$24,832	\$102,000	\$62,000	\$62,000
Net County Cost	\$0	\$0	\$0	\$0

PROGRAM DISCUSSION

At the proposed level of funding, the Department will continue to serve the public and complete projects to the best of its ability.

This budget unit provides funding that is used for the restoration and preservation of original vital statistics documents showing significant deterioration, as well as the conversion of these records to digital images.

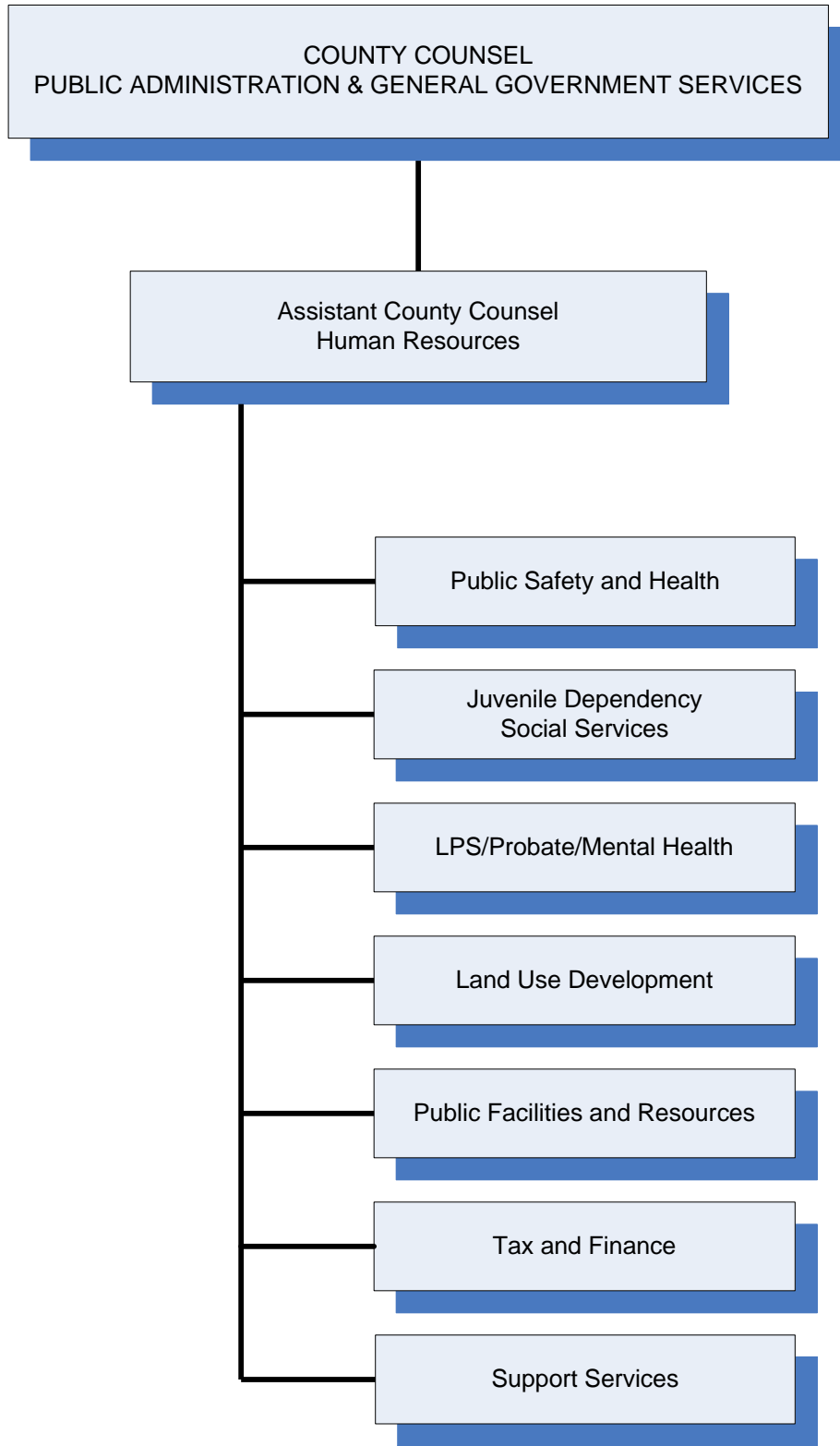
STAFFING IMPACTS

Total current authorized positions— 0

RECOMMENDED PROPOSED BUDGET

It is recommended that a budget of \$100,000 be approved for the Clerk-Recorder Vital Statistics budget as an interim spending plan until the Final Budget is adopted. This budget is funded from \$38,000 in estimated department revenue and a \$62,000 contribution from fund balance.

**STANISLAUS COUNTY
COUNTY COUNSEL**



Revised April 2010

STANISLAUS COUNTY, CALIFORNIA
Budget Year 2012-2013
FISCAL GENERAL SERVICES
Counsel



COUNTY COUNSEL
John P. Doering, County Counsel

BUDGET AT A GLANCE

Gross Costs	\$2,208,671
Total Revenue	\$1,306,062
Fund Balance/Retained Earnings	\$0
Net County Cost	\$902,609
Total Recommended Staffing	14
% Funded by Local Discretionary Funds	40.9%

MISSION STATEMENT

Legal Excellence: To provide high quality and cost-effective legal services to our clients in a timely manner consistent with the highest ethical standards.

ACCOMPLISHMENTS AND OBJECTIVES

The Office of County Counsel is required by law to provide legal services in all civil matters for County departments, institutions, boards, commissions and districts. These services are therefore mandated. The department also provides “preventative” legal advice to County officials and departments in all areas of operation. The department provides training and advice in areas such as: conflicts of interest, and personnel and labor relations issues involving the drafting and interpretation of union-county memoranda of understanding, salary and fringe benefit provisions, affirmative action, employment discrimination, personnel officer training, employee discipline, avoidance and transference of liability, contract guidance, bid procedures, workers’ compensation, Americans with Disabilities Act (ADA) matters, Equal Employment Opportunity Commission (EEOC) procedures and Fair Labor Standard Act (FLSA) issues. While some of these services are discretionary in the sense that the County has no legal obligation to provide them, providing these services saves the County far more in reduced exposure to liability and litigation expenses and in reduced employee inefficiency.

AB 1825, which became effective in 2005, requires all California employers with 50 or more employees to provide training for supervisors and managers on the prevention of sexual harassment in the workplace. AB 1234, signed into law in 2005, requires that all local agencies that provide compensation, salary, stipend to or reimburse the expenses of members of a legislative body, must provide ethics training to local agency officials every two years. Both of these laws require that the instructors possess specified qualifications in order for the training to be certified as meeting the legal mandate. The Office of County Counsel provides instructors who meet the statutorily-mandated qualifications.

The Accomplishments and Objectives for County Counsel for the 2012-2013 Budget Year reflect this focus and include:

FISCAL YEAR 2011-2012 ACCOMPLISHMENTS	BUDGET YEAR 2012-2013 OBJECTIVES
<ul style="list-style-type: none"> ◆ Provided legal support for the West Park business park project at the Crows Landing former naval airbase. ◆ Provided legal support to assist in significantly increasing the amount collected on bail bonds that have been forfeited due to criminal defendants failing to appear in court as scheduled. 	<ul style="list-style-type: none"> ◆ Provide State mandated training to managers and supervisors on preventing workplace harassment. ◆ Provide State mandated training on ethics to elected and appointed officials receiving reimbursement for travel expenses. ◆ Maintain 100% compliance with County safety program and policies, and ensure a

FISCAL YEAR 2011-2012 ACCOMPLISHMENTS	BUDGET YEAR 2012-2013 OBJECTIVES
<ul style="list-style-type: none"> ◆ Provided legal support to assist in the cleanup and abatement of the Indalex facility. ◆ Provided five State mandated training sessions, open to all County managers and employees, on preventing workplace harassment and provided two department-specific training sessions, for managers and supervisors, on preventing workplace harassment. 	<p>safe working environment for employees.</p>

STANISLAUS COUNTY, CALIFORNIA
Budget Year 2012-2013

FISCAL GENERAL SERVICES
Counsel



COUNTY COUNSEL

Budget Unit 0100 0022000
General Fund

SERVICES PROVIDED

The Office of County Counsel serves as principal legal counsel for the Board of Supervisors and provides legal services to all County offices, departments and commissions. The Office is responsible for legal advice on all matters that impact the overall operation of County government. These include the following:

General Legal Services

The General Legal Services Program provides general legal advice and representation to all County departments and programs including Sheriff, Zoning Enforcement, Health Services Agency, Behavioral Health and Recovery Services, Planning, Public Works, Economic Development and Personnel. Attorneys provide a variety of services in this program area, including research and preparation of legal opinions, litigation pleadings, and preparation of contracts for providing essential government services. Attorneys also provide legal advice and services to special districts.

Administration

This program provides a minimum level of legal services as mandated by Government Code section 27640 et seq., and is limited to primary representation of the Board of Supervisors and County departments, supervision of department employees, administration of department resources and budget preparation and monitoring for the office.

Child Welfare

The Child Welfare Program provides all court representation for the Community Services Agency in child dependency cases from detention hearings through termination of parental rights, including all appeals and petitions for extraordinary writs arising out of such matters. Attorneys meet with Social Workers to assist with case management strategy and to assist with presentation of matters to the court. Training is provided to (1) Social Workers in all aspects of providing child dependency services; (2) prospective foster parents as part of the Foster Pride Program; and (3) for community programs such as Court Appointed Special Advocate (CASA). Attorneys also analyze new legislation and provide opinions to the Department, including assistance to prepare contracts necessary for providing child dependency services.

Support Program

The Support Program provides essential technical support of the County Counsel mission by assisting attorneys to prepare necessary contracts, correspondence, and pleadings, and by fulfilling payroll and accounting functions, and interacting with customers.

Collections

The Collections Program provides legal support for court filings necessary to enforce judgments and collect funds owed to the County. Required pleadings are prepared and collection matters are tracked to ensure recovery of funds.

Solid Waste

The Solid Waste Program provides general legal advice to the Environmental Resource Department concerning the Geer Road and Fink Road landfills, and the Waste-to-Energy project, including defense of existing and potential claims, public records act requests, development, expansion and closure of landfills, revisions to the Service Agreement for operation of the Waste-to-Energy project, and representation of the Solid Waste-to-Energy Committee.

LAFCO

The LAFCO Program provides general legal advice to the Stanislaus County Local Agency Formation Commission (LAFCO), including representation of the Commission regarding all matters concerning the Commission such as compliance with all applicable laws including the Brown Act and the Fair Political Practices Act.

Capital Projects

The Capital Projects Program handles legal issues relating to the construction process from land acquisition and project financing to post-construction issues. This includes such matters as, building contracts, bonds and sureties, construction and builders' liens, tendering, and construction claims.

Bail Bonds

This program provides legal support necessary to assist in collecting on bail bonds that have been forfeited due to criminal defendants failing to appear in court as scheduled. During the last eighteen months, County Counsel, in coordination with the District Attorney's Office, has increased its effort to recover forfeited bonds. This has resulted in a substantial increase in revenue; from an average of \$35,000 per year to approximately \$350,000 per year. This program is not a mandated service, and additional funding is needed to continue this enhanced effort.

County Counsel				
Classification	2010-2011 Actual	2011-2012 Adopted Budget	2012-2013 Requested Proposed Budget	2012-2013 Recommended Proposed Budget
Taxes	\$0	\$0	\$0	\$0
Licenses, Permits, Franchises	\$0	\$0	\$0	\$0
Fines, Forfeitures, Penalties	\$0	\$0	\$0	\$0
Revenue from use of Assets	\$0	\$0	\$0	\$0
Intergovernmental Revenue	\$29,475	\$33,000	\$40,246	\$40,246
Charges for Service	\$1,125,448	\$1,002,440	\$1,265,796	\$1,265,796
Miscellaneous Revenue	\$78	\$20	\$20	\$20
Other Financing Sources	\$5,000	\$0	\$0	\$0
Total Revenue	\$1,160,001	\$1,035,460	\$1,306,062	\$1,306,062
Salaries and Benefits	\$1,861,765	\$1,719,789	\$1,904,372	\$1,904,372
Services and Supplies	\$86,284	\$135,995	\$225,208	\$225,208
Other Charges	\$40,200	\$64,630	\$79,066	\$79,066
Fixed Assets	\$0	\$0	\$0	\$0
Other Financing Uses	\$59,198	\$0	\$0	\$0
Equity	\$0	\$0	\$0	\$0
Intrafund	\$47,237	\$17,005	\$25	\$25
Contingencies	\$0	\$0	\$0	\$0
Gross Costs	\$2,094,684	\$1,937,419	\$2,208,671	\$2,208,671
Fund Balance	\$0	\$0	\$0	\$0
Net County Cost	\$934,683	\$901,959	\$902,609	\$902,609

PROGRAM DISCUSSION

At this level of funding, the Department can maintain all mandated programs and services. However, there is a projected shortfall of approximately \$173,524. It is anticipated that County Counsel will carry over \$106,074 from Fiscal Year 2010-2011. Even with the retention of fund balance from Fiscal Year 2010-2011, County Counsel projects an unmet need of approximately \$67,450. To balance the Department budget, County Counsel will initiate a reduction in force to eliminate a Confidential Assistant III position (#11739) that results in a salary savings of \$70,992.

Eight of the County's twelve labor organizations have agreed on a permanent 6% salary deduction to be effective July 1, 2012. The County is currently in negotiations with the remaining four labor groups. No positions in this budget are represented by one of these four groups. Not having these agreements in place for this budget does not increase salary costs for this department.

STAFFING IMPACTS

The Department is requesting to delete one filled Confidential Assistant III position in order to create salary savings to balance their budget. The deletion will result in a reduction-in-force action.

Total current authorized positions— 15

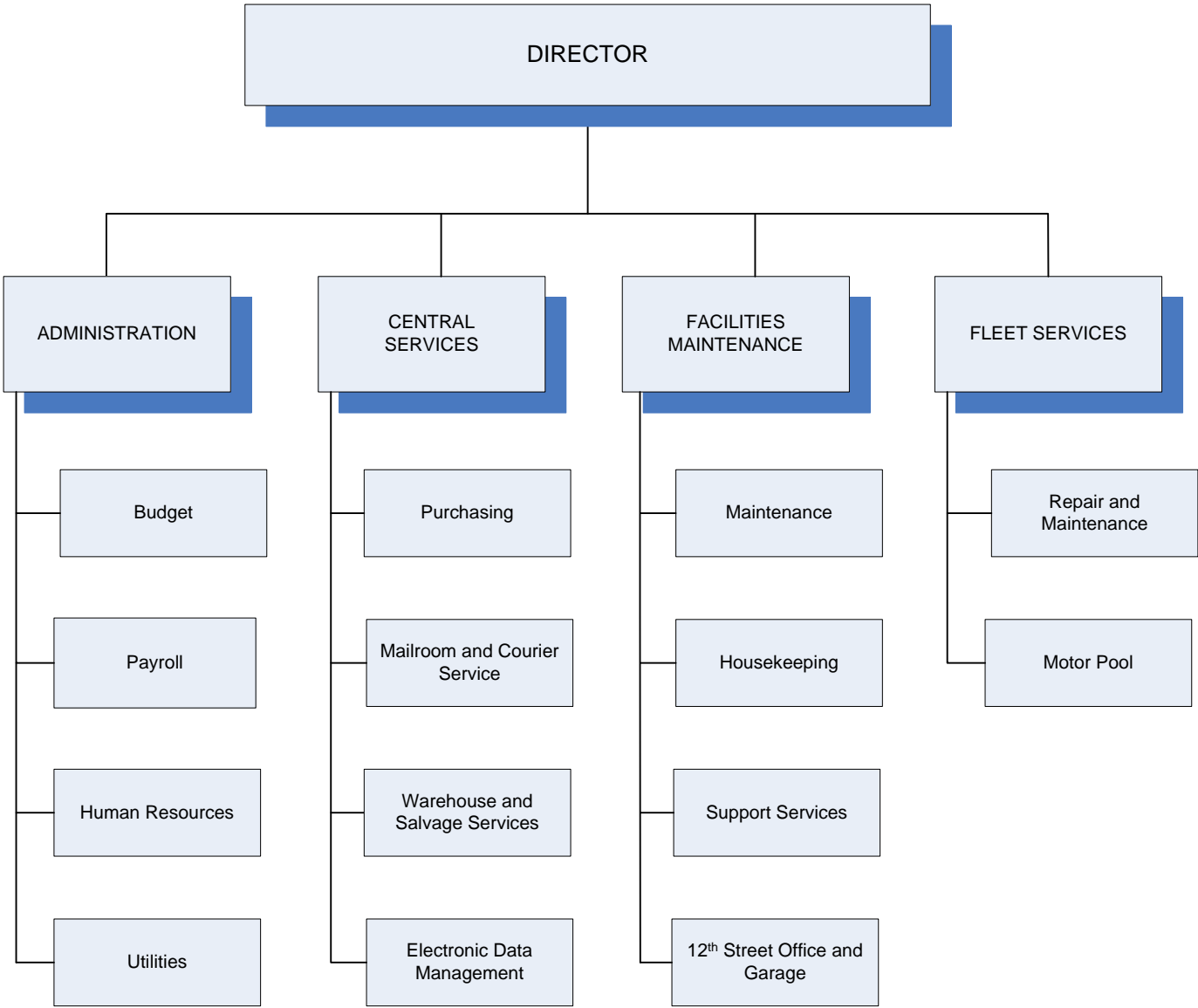
It is recommended to delete one filled Confidential Assistant III position, requiring a reduction-in-force action effective July 28, 2012.

Total recommended authorized positions-- 14

RECOMMENDED PROPOSED BUDGET

It is recommended that a budget of \$2,208,671 be approved for County Counsel as an interim spending plan until the Final Budget is adopted. This budget is funded from \$1,306,062 in estimated department revenue and a \$902,609 contribution from the General Fund. The Department assumed the additional use of approximately \$106,074 of prior year General Fund Net County Cost savings to fully fund the projected 2012-2013 budget.

**STANISLAUS COUNTY
GENERAL SERVICES AGENCY**



Revised April 2012

STANISLAUS COUNTY, CALIFORNIA
Budget Year 2012-2013
FISCAL GENERAL SERVICES
Other General



GENERAL SERVICES AGENCY
Keith Boggs, Director

BUDGET AT A GLANCE

Gross Costs	\$12,606,108
Total Revenue	\$12,610,851
Fund Balance/Retained Earnings	(\$22,247)
Net County Cost	\$17,504
Total Recommended Staffing	53
% Funded by Local Discretionary Funds	0.1%

MISSION STATEMENT

The General Services Agency recognizes their important support role. The Department remains dedicated to providing all Stanislaus County customers with reliable and responsive support services.

ACCOMPLISHMENTS AND OBJECTIVES

The General Services Agency (GSA) Operational Priorities are consistent with a refocused, streamlined, and customer-centric business strategy. All divisions are equally committed to core operational objectives that directly support the Board's stated efficiency priority.

The Accomplishments and Objectives for the 2012-2013 Budget Year include:

- ◆ Created a Building Equipment Inventory and Maintenance Schedule for County buildings.
- ◆ Entered into a County-wide Master Agreement for Contract Janitorial Services.
- ◆ Maintained approximately 850 County vehicles, including 400 vehicles for safety related departments.
- ◆ Electronic Data Management (EDM) partnership of GSA, District Attorney, Alliance WorkNET, and Strategic Business Technology (SBT); trained staff and began scanning confidential files for the District Attorney.
- ◆ Complete the Internal Service Fund (ISF) business model to include GSA – Purchasing.
- ◆ Expansion of the EDM program, with a goal of 50,000 scans/month.
- ◆ Expand the Building Equipment Inventory and Maintenance Schedules project, moving the books on-line.

BUDGETS WITHIN THE GENERAL SERVICES AGENCY INCLUDE:

- ◆ Administration
- ◆ Central Services Division
- ◆ Facilities Maintenance Division
- ◆ Fleet Services Division
- ◆ Purchasing Division
- ◆ 12th Street Office Building
- ◆ Utilities

STANISLAUS COUNTY, CALIFORNIA
Budget Year 2012-2013
FISCAL GENERAL SERVICES
Other General



GENERAL SERVICES AGENCY—ADMINISTRATION

Budget Unit 0100 0019010
 General Fund

SERVICES PROVIDED

The General Services Agency (GSA) provides centralized services over a broad spectrum of areas, including: maintenance and housekeeping of County-owned facilities, contract and purchasing assistance, and vehicle maintenance services, to County departments, Animal Services, 12th Street Office Building, and Gallo Center for the Arts. These activities are funded through fees that are charged to client departments.

GSA – Administration Division provides oversight and direction for the Agency, which includes Central Services, Fleet Services, Utilities, and Facilities Maintenance divisions. GSA - Administration insures that all GSA Divisions are achieving operational efficiency and exceptional service standards. GSA – Administration provides human resource and accounting services such as long-range planning, budgeting, payroll, accounts payable, and accounts receivable services for the Agency.

General Services Agency - Administration				
Classification	2010-2011 Actual	2011-2012 Adopted Budget	2012-2013 Requested Proposed Budget	2012-2013 Recommended Proposed Budget
Taxes	\$0	\$0	\$0	\$0
Licenses, Permits, Franchises	\$0	\$0	\$0	\$0
Fines, Forfeitures, Penalties	\$0	\$0	\$0	\$0
Revenue from use of Assets	\$0	\$0	\$0	\$0
Intergovernmental Revenue	\$0	\$0	\$0	\$0
Charges for Service	\$32,272	\$214,976	\$568,844	\$568,844
Miscellaneous Revenue	\$0	\$0	\$0	\$0
Other Financing Sources	\$0	\$0	\$0	\$0
Total Revenue	\$32,272	\$214,976	\$568,844	\$568,844
Salaries and Benefits	\$514,094	\$588,091	\$542,285	\$542,285
Services and Supplies	\$4,112	\$2,608	\$4,460	\$4,460
Other Charges	\$14,661	\$7,390	\$22,099	\$22,099
Fixed Assets	\$0	\$0	\$0	\$0
Other Financing Uses	\$14,776	\$0	\$0	\$0
Equity	\$0	\$0	\$0	\$0
Intrafund	(\$71,751)	(\$20,253)	\$0	\$0
Contingencies	\$0	\$0	\$0	\$0
Gross Costs	\$475,892	\$577,836	\$568,844	\$568,844
Fund Balance	\$0	\$0	\$0	\$0
Net County Cost	\$443,620	\$362,860	\$0	\$0

PROGRAM DISCUSSION

At the proposed level of funding, the division can maintain the resources necessary to provide the leadership coordination, and management direction of the four major operating divisions of the General Services Agency which includes: Central Services, Fleet Services, Utilities, and Facilities Maintenance

divisions. Funding will provide for human resource management and accounting services including long-range planning, budgeting, payroll, accounts payable, and accounts receivable services for the Agency.

The submitted budget of \$568,844, which is 1.6% less than Fiscal Year 2011–2012, includes funding for costs such as utilities, janitorial, and maintenance. GSA – Administration is now completely funded through charges to GSA divisions, ensuring that each division is fully recognizing all costs associated with providing services. The Agency costs for long-range planning, budgeting, payroll, accounts payable, and accounts receivable services, which had been previously absorbed by the General Fund through GSA - Administration, will now be spread to all GSA divisions.

Eight of the County's twelve labor organizations have agreed on a permanent 6% salary deduction to be effective July 1, 2012. The County is currently in negotiations with the remaining four labor groups. Two positions in this budget are represented by one of these four groups. The estimated cost of not having these agreements in place for this budget with these groups represents an increase in cost over 2011-2012 salary costs of \$7,639, which is the equivalent of no full-time positions. In the absence of these Agreements, any reductions-in-force would likely occur as part of the Final Budget.

STAFFING IMPACTS

Total current authorized positions— 5

There are no recommended changes to the current level of staffing.

Total recommended authorized positions— 5

RECOMMENDED PROPOSED BUDGET

It is recommended that a budget of \$568,844 be approved for General Services Agency – Administration as an interim spending plan until the Final Budget is adopted. This budget is funded from \$568,844 in estimated department revenue. This department will be negatively impacted by the lack of labor agreements and will need to address priority programs/services, staffing and the use of the fund balance savings in the Final Budget.

STANISLAUS COUNTY, CALIFORNIA
Budget Year 2012-2013
FISCAL GENERAL SERVICES
Other General



GENERAL SERVICES AGENCY—CENTRAL SERVICES DIVISION

Budget Unit 5001 0018210
Internal Service Fund

SERVICES PROVIDED

In Fiscal Year 2010-2011, General Services Agency (GSA) began the reorganization of the GSA – Central Services division. The Print Shop, which would have required equipment upgrades to be competitive with the private sector, was closed. In Fiscal Year 2011-2012, GSA – Central Services continued the reorganization, initiating the Electronic Data Management (EDM) program, partnering with the District Attorney, Alliance WorkNET, and Strategic Business Technology (SBT) to meet County scanning needs. Completing the reorganization in Budget Year 2012-2013 includes the Purchasing Division becoming part of the Central Services Division to improve the efficiency of both divisions. The GSA – Central Services Division will be responsible for acquiring goods and services, negotiating contracts, leasing property and equipment, providing consultation on procurement needs and contract facilitation to County departments; and will continue to be responsible for the sale and/or disposal of surplus County property, provide EDM delivery, mailroom, messenger, and salvage services. As an Internal Service Fund, the costs of these services will be charged to all County departments based on the level of service provided.

CASH/FUND BALANCE

As of July 1, 2012, the projected cash balance is estimated to be a positive \$163,895 compared to the July 1, 2011 positive balance of \$249,084. This decrease is due to the use of funds for recycling fluorescent tubes and repair of asphalt at the Modesto warehouse in Fiscal Year 2011-2012.

As of July 1, 2012, the projected fund balance is estimated to be \$140,343 compared to the July 1, 2011 fund balance of \$249,928. The decrease is due to the refund in Fiscal Year 2011-2012 of \$87,585 to County departments for excess charges in Fiscal Year 2010-2011, and the use of \$15,000 for recycling fluorescent tubes.

General Services Agency - Central Services Division				
Classification	2010-2011 Actual	2011-2012 Adopted Budget	2012-2013 Requested Proposed Budget	2012-2013 Recommended Proposed Budget
Taxes	\$0	\$0	\$0	\$0
Licenses, Permits, Franchises	\$0	\$0	\$0	\$0
Fines, Forfeitures, Penalties	\$0	\$0	\$0	\$0
Revenue from use of Assets	\$0	\$0	\$0	\$0
Intergovernmental Revenue	\$22,721	\$8,100	\$31,080	\$31,080
Charges for Service	\$798,343	\$573,880	\$1,108,277	\$1,108,277
Miscellaneous Revenue	\$1,295	\$0	\$0	\$0
Other Financing Sources	\$23,683	\$0	\$0	\$0
Total Revenue	\$846,042	\$581,980	\$1,139,357	\$1,139,357
Salaries and Benefits	\$450,923	\$420,869	\$770,360	\$770,360
Services and Supplies	\$173,120	\$83,458	\$70,428	\$70,428
Other Charges	\$122,816	\$177,898	\$298,569	\$298,569
Fixed Assets	\$0	\$0	\$0	\$0
Other Financing Uses	\$13,082	\$0	\$0	\$0
Equity	\$0	\$0	\$0	\$0
Intrafund	\$3,908	\$2,340	\$0	\$0
Contingencies	\$0	\$0	\$0	\$0
Gross Costs	\$763,849	\$684,565	\$1,139,357	\$1,139,357
Retained Earnings	(\$82,193)	\$102,585	\$0	\$0
Net County Cost	\$0	\$0	\$0	\$0

PROGRAM DISCUSSION

At the proposed level of funding, GSA – Central Services can maintain procurement and logistical services to all County departments. GSA – Central Services will provide support for acquiring goods and services, negotiating contracts, and leasing property and equipment for the County. In addition to these activities, staff will provide consultation on procurement needs and contract facilitation to County departments. The GSA – Central Services Division will also be responsible for the sale and/or disposal of surplus County property, and provide Electronic Data Management (EDM) document scanning, mailroom, messenger, and salvage services.

The submitted budget of \$1,139,357 is substantially more than Fiscal Year 2011–2012, as a result of the addition of the Purchasing Division merging with this budget and becoming an Internal Service Fund. This merge is focused on improving efficiencies in both divisions. As an Internal Service Fund, the costs of services will be charged to all County departments based on the level of service provided.

In Purchasing, contracts with multiple vendors of similar or same service types are now reviewed as they expire and weighed against efficient practices to realize single source master agreements. This move toward single source master agreement has been most successful for GSA – Facilities Maintenance in contract janitorial services. What had been multiple contract relationships with varying requirements has been reduced into a single contract. The move to a single contract has realized cost savings in cleaning supplies and improved communication with the vendor. Also as a result of the single service contract, cleaning supply management has been reduced to a single provider utilizing electronic ordering and just-in-time management practices. All cost savings are passed on to County departments using contracted janitorial services. Other master agreements negotiated by the Purchasing unit of GSA – Central Services include: security guard services; uniform services; overnight shipping; auto parts; office supplies; facilities maintenance supplies; heavy equipment rental; and computer hardware and software.

GSA – Central Services continues to work toward sustainable practices by:

- ◆ Partnering with GSA – Facilities Maintenance to recycle more than 20,000 fluorescent tubes, ballasts, and light bulbs, and contracting for recycling services going forward;
- ◆ Selling surplus property through the use of on-line auction services rather than disposing of it in the landfill, generating in excess of \$4,000 in revenue annually;
- ◆ Reducing consumption of paper by implementing paperless purchase orders;
- ◆ Providing opportunity for savings on electrical consumption through the use of energy efficient office machines and vending machines; and
- ◆ Promoting efficiency by establishing a recycling program for light bulbs, toner cartridges and e-waste.

Eight of the County's twelve labor organizations have agreed on a permanent 6% salary deduction to be effective July 1, 2012. The County is currently in negotiations with the remaining four labor groups. Ten positions in this budget are represented by one of these four groups. The estimated cost of not having these agreements in place for this budget with these groups represents an increase in cost over 2011-2012 salary costs of \$37,988, which is the equivalent of one full-time position. In the absence of these Agreements, any reductions-in-force would likely occur as part of the Final Budget.

STAFFING IMPACTS

As a result of the Purchasing Division merge with Central Services, the Department is requesting to transfer in six positions. Two of these positions include an unfunded Manager III and Sr. Buyer, which will not affect the active position allocation. The department has also requested a classification study of one Staff Services Analyst position as a result of the changes in the position duties, due to the restructuring of this division. It is recommended that this study be conducted.

Total current authorized positions— 6

It is recommended to transfer in one Account Clerk III, one Staff Services Coordinator, and two Senior Buyer positions from Purchasing to this budget. It is also recommended to transfer in two unfunded positions, Manager III and Sr. Buyer, which will not affect the allocation count.

Total recommended authorized positions— 10

RECOMMENDED PROPOSED BUDGET

It is recommended that a budget of \$1,139,357 be approved for General Services Agency – Central Services Division as an interim spending plan until the Final Budget is adopted. This budget is funded from \$1,139,357 in estimated department revenue. This department will be negatively impacted by the lack of labor agreements and will need to address priority programs/services, staffing and the use of the fund balance savings in the Final Budget.

STANISLAUS COUNTY, CALIFORNIA
Budget Year 2012-2013
FISCAL GENERAL SERVICES
Property Management



GENERAL SERVICES AGENCY—FACILITIES MAINTENANCE DIVISION

Budget Unit 5170 0018700
Internal Service Fund

SERVICES PROVIDED

The General Services Agency (GSA) – Facilities Maintenance Division is comprised of two main programs; Maintenance Services and Custodial Services.

The Maintenance Unit of the GSA - Facilities Maintenance Division maintains and operates building systems and equipment for County-owned facilities, while the Custodial unit ensures that County-owned facilities within the County core are maintained to a professional standard for all users to work and interact with County Departments. Additionally, GSA – Facilities Maintenance Division administers contract custodial services for County facilities outside the core service area. In addition to providing in-house carpentry, lock shop, and preventative maintenance, the Division provides safety remediation and American's with Disability Act (ADA) access ramps for trailers and other County facilities.

GSA – Facilities Maintenance is an Internal Service Fund, charging out costs associated with providing maintenance and custodial services to County Departments. Costs associated with Tenth Street Place (TSP) are directed by the Tenth Street Joint Powers Agency (JPA). TSP costs are approved by the JPA, whose members are from the City of Modesto, the County of Stanislaus, and private retail partners.

CASH/FUND BALANCE

As of July 1, 2012, the projected cash balance is estimated to be a positive \$5,000 compared to the July 1, 2011 zero balance, as a result of this budget previously being a General Fund budget. The fund balance is \$5,000 and is consistent with the cash balance.

General Services Agency - Facilities Maintenance Division				
Classification	2010-2011 Actual	2011-2012 Adopted Budget	2012-2013 Requested Proposed Budget	2012-2013 Recommended Proposed Budget
Taxes	\$0	\$0	\$0	\$0
Licenses, Permits, Franchises	\$0	\$0	\$0	\$0
Fines, Forfeitures, Penalties	\$0	\$0	\$0	\$0
Revenue from use of Assets	\$72,893	\$64,572	\$7,441	\$7,441
Intergovernmental Revenue	\$82,497	\$35,000	\$0	\$0
Charges for Service	\$3,338,583	\$4,654,393	\$4,253,186	\$4,253,186
Miscellaneous Revenue	\$930	\$0	\$0	\$0
Other Financing Sources	\$10,299	\$0	\$0	\$0
Total Revenue	\$3,505,202	\$4,753,965	\$4,260,627	\$4,260,627
Salaries and Benefits	\$2,799,068	\$2,782,634	\$2,302,877	\$2,302,877
Services and Supplies	\$5,203,789	\$1,761,691	\$1,366,268	\$1,366,268
Other Charges	\$195,684	\$594,186	\$591,482	\$591,482
Fixed Assets	\$0	\$0	\$0	\$0
Other Financing Uses	\$71,917	\$0	\$0	\$0
Equity	\$0	\$0	\$0	\$0
Intrafund	(\$4,678,447)	\$0	\$0	\$0
Contingencies	\$0	\$0	\$0	\$0
Gross Costs	\$3,592,011	\$5,138,511	\$4,260,627	\$4,260,627
Retained Earnings	\$86,809	\$384,546	\$0	\$0
Net County Cost	\$0	\$0	\$0	\$0

PROGRAM DISCUSSION

At the proposed level of funding, the Department can maintain building systems and equipment for County-owned facilities, while the Custodial unit ensures that County-owned facilities within the County core are a healthy location to work and interact with County customers.

The submitted budget of \$4,260,627 is 17% less than the Fiscal Year 2011-2012 budget. This decrease is two-fold. First, in Fiscal Year 2011-2012, GSA – Facilities Maintenance became an Internal Service Fund, fully recognizing all costs. As a result, Facilities Maintenance obtained a loan from the General Fund to fund the total liability for compensated absences and depreciation in the amount of \$384,546. This loan has been fully re-paid to the General Fund in Fiscal Year 2011-2012 and the liability has decreased. Second, two departments have transitioned to contract janitorial services and will be billed directly by that vendor, therefore, this budget will not see those charges.

GSA – Facilities Maintenance Division has adapted to and continues to evolve with expenditure reductions continuing to incorporate efficiency measures as standard operating practices due to the recent economic downturn. Such practices will continue, even after the economy begins to improve. All efficiency savings are ultimately passed on to the County departments that we support.

Multiple contracts of similar or same service types are now reviewed as they expire and weighed against efficient practices to realize single source master agreements. This move toward single source master agreements has been most successful for GSA – Facilities Maintenance in contract janitorial services. What had been multiple contract relationships with varying requirements has been reduced into a single contract. The move to a single contract has realized cost savings in cleaning supplies and improved communication with the vendor. In another example of the single service contract, cleaning supply management process has been reduced to a single provider utilizing electronic ordering and just-in-time management practices. All cost savings are passed on directly to County departments using the contracted janitorial services.

GSA – Facilities Maintenance continues to work toward sustainable practices. All equipment replacement projects are reviewed for energy efficiencies during the design phase. Maintenance and janitorial efforts utilize green or eco friendly materials whenever economically prudent.

Eight of the County's twelve labor organizations have agreed on a permanent 6% salary deduction to be effective July 1, 2012. The County is currently in negotiations with the remaining four labor groups. Twenty-nine positions in this budget are represented by one of these four groups. The estimated cost of not having these agreements in place for this budget with these groups represents an increase in cost over 2011-2012 salary costs of \$103,160, which is the equivalent of two full-time positions. In the absence of these Agreements, any reductions-in-force would likely occur as part of the Final Budget.

STAFFING IMPACTS

Total current authorized positions— 30

There are no recommended changes to the current level of staffing.

Total recommended authorized positions— 30

RECOMMENDED PROPOSED BUDGET

It is recommended that a budget of \$4,260,627 be approved for General Services Agency – Facilities Maintenance Division as an interim spending plan until the Final Budget is adopted. This budget is funded from \$4,260,627 in estimated department revenue. This department will be negatively impacted by the lack of labor agreements and will need to address priority programs/services, staffing and the use of the fund balance savings in the Final Budget.

STANISLAUS COUNTY, CALIFORNIA
Budget Year 2012-2013
FISCAL GENERAL SERVICES
Other General



GENERAL SERVICES AGENCY—FLEET SERVICES DIVISION

Budget Unit 5021 0018500
 Internal Service Fund

SERVICES PROVIDED

The General Services Agency (GSA) – Fleet Services Division provides preventative and prescriptive maintenance for approximately 850 County vehicles and other pieces of specialized equipment. GSA – Fleet Services provides full lifecycle vehicle maintenance services including assistance with vehicle acquisition, vehicle registration, preventative maintenance, accident management, vehicle repair, motor pool services, and salvage/auction. Fleet Services complies with State and Federal regulatory requirements including vehicle smog inspection, OSHA safety standards, and EPA hazardous waste standards.

CASH/FUND BALANCE

As of July 1, 2012, the projected cash balance is estimated to be a positive \$253,207 and is comparable to the July 1, 2010 positive balance of \$253,216.

As of July 1, 2012, the projected fund balance is estimated to be \$817,733, and is comparable to the July 1, 2011 fund balance of \$807,733.

General Services Agency - Fleet Services Division				
Classification	2010-2011 Actual	2011-2012 Adopted Budget	2012-2013 Requested Proposed Budget	2012-2013 Recommended Proposed Budget
Taxes	\$0	\$0	\$0	\$0
Licenses, Permits, Franchises	\$0	\$0	\$0	\$0
Fines, Forfeitures, Penalties	\$0	\$0	\$0	\$0
Revenue from use of Assets	\$0	\$0	\$0	\$0
Intergovernmental Revenue	\$38,434	\$36,170	\$36,000	\$36,000
Charges for Service	\$1,910,182	\$2,130,283	\$2,524,868	\$2,524,868
Miscellaneous Revenue	\$38,563	\$15,000	\$20,000	\$20,000
Other Financing Sources	\$5,653	\$0	\$5,000	\$5,000
Total Revenue	\$1,992,832	\$2,181,453	\$2,585,868	\$2,585,868
Salaries and Benefits	\$742,577	\$703,260	\$787,013	\$787,013
Services and Supplies	\$1,153,050	\$1,338,445	\$1,559,718	\$1,559,718
Other Charges	\$120,195	\$139,748	\$216,890	\$216,890
Fixed Assets	\$0	\$0	\$0	\$0
Other Financing Uses	\$20,976	\$0	\$0	\$0
Equity	\$0	\$0	\$0	\$0
Intrafund	\$0	\$0	\$0	\$0
Contingencies	\$0	\$0	\$0	\$0
Gross Costs	\$2,036,798	\$2,181,453	\$2,563,621	\$2,563,621
Retained Earnings	\$43,966	\$0	(\$22,247)	(\$22,247)
Net County Cost	\$0	\$0	\$0	\$0

PROGRAM DISCUSSION

In Fiscal Year 2009–2010, Stanislaus County logged 6.9 million miles. In Fiscal Year 2010–2011 that figure declined to 5.7 million miles. In Fiscal Year 2011–2012, Stanislaus County is projecting to log nearly 6.2 million miles, based on 7 months of data. Vehicle repair and maintenance are strongly correlated with miles driven. Based on the projected increase in miles driven, combined with an increased backlog of work, GSA – Fleet Services is projecting an increase in workload for Budget Year 2012–2013.

The submitted budget of \$2,563,621 is 17.5% more than Fiscal Year 2011–2012, due to increased costs for fuel, vehicle parts, and additional GSA Administration costs, which includes Payroll, Accounts Payable, and other administrative support duties.

GSA – Fleet Services continues to work toward sustainable practices. GSA – Fleet Services ensures that Stanislaus County vehicles are properly maintained and compliant with emissions standards, removing non-compliant vehicles from service. Motor oil and other hazardous chemicals are handled in an environmentally sensitive manner, and utilize green or eco friendly materials whenever possible and economically and fiscally prudent.

Eight of the County’s twelve labor organizations have agreed on a permanent 6% salary deduction to be effective July 1, 2012. The County is currently in negotiations with the remaining four labor groups. Seven positions in this budget are represented by one of these four groups. The estimated cost of not having these agreements in place for this budget with these groups represents an increase in cost over 2011-2012 salary costs of \$31,663, which is the equivalent of one full-time position. In the absence of these Agreements, any reductions-in-force would likely occur as part of the Final Budget.

STAFFING IMPACTS

The Department is requesting to restore one unfunded Lead Equipment Mechanic position to address the increase in vehicle mileage and maintenance with the implementation of AB109 Public Safety Realignment. It is recommended to hold this request for further review at Final Budget.

Total current authorized positions— 8

There are no recommended changes to the current level of staffing.

Total recommended authorized positions— 8

RECOMMENDED PROPOSED BUDGET

It is recommended that a budget of \$2,563,621 be approved for General Services Agency – Fleet Services Division as an interim spending plan until the Final Budget is adopted. This budget is funded from \$2,585,868 in estimated department revenue, increasing Retained Earnings by \$22,247. This department will be negatively impacted by the lack of labor agreements and will need to address priority programs/services, staffing and the use of the fund balance savings in the Final Budget.

STANISLAUS COUNTY, CALIFORNIA
Budget Year 2012-2013
FISCAL GENERAL SERVICES
Finance



GENERAL SERVICES AGENCY—PURCHASING DIVISION

Budget Unit 0100 0015310
 General Fund

SERVICES PROVIDED

The Purchasing Division is part of the General Services Agency and was merged with the Central Services Division this past year, which resulted in the elimination of this division as a separate budget in the 2012-2013 Proposed Budget.

General Services Agency - Purchasing Division				
Classification	2010-2011 Actual	2011-2012 Adopted Budget	2012-2013 Requested Proposed Budget	2012-2013 Recommended Proposed Budget
Taxes	\$0	\$0	\$0	\$0
Licenses, Permits, Franchises	\$0	\$0	\$0	\$0
Fines, Forfeitures, Penalties	\$0	\$0	\$0	\$0
Revenue from use of Assets	\$0	\$0	\$0	\$0
Intergovernmental Revenue	\$7,588	\$11,439	\$0	\$0
Charges for Service	\$350,847	\$382,804	\$0	\$0
Miscellaneous Revenue	\$109	\$0	\$0	\$0
Other Financing Sources	\$0	\$0	\$0	\$0
Total Revenue	\$358,544	\$394,243	\$0	\$0
Salaries and Benefits	\$397,589	\$331,822	\$0	\$0
Services and Supplies	\$18,862	\$150,247	\$0	\$0
Other Charges	\$17,616	\$23,890	\$0	\$0
Fixed Assets	\$0	\$0	\$0	\$0
Other Financing Uses	\$10,514	\$0	\$0	\$0
Equity	\$0	\$0	\$0	\$0
Intrafund	\$17,127	\$29,953	\$0	\$0
Contingencies	\$0	\$0	\$0	\$0
Gross Costs	\$461,708	\$535,912	\$0	\$0
Fund Balance	\$0	\$0	\$0	\$0
Net County Cost	\$103,164	\$141,669	\$0	\$0

PROGRAM DISCUSSION

The General Services Agency (GSA) – Purchasing Division budget is inactive. The budget and these services are included in the General Services Agency – Central Services division beginning Budget Year 2012-2013.

STAFFING IMPACTS

As a result of the Purchasing Division merge with Central Services, the Department is requesting to transfer out six positions to GSA - Central Services. Two of these positions include an unfunded Manager III and Sr. Buyer, which are not included in the active position allocation.

Total current authorized positions— 4

It is recommended to transfer out one Account Clerk III, one Staff Services Coordinator, and two Senior Buyer positions from this budget to GSA - Central Services. It is also recommended to transfer out two unfunded positions, Manager III and Sr. Buyer, which will not affect the allocation count.

Total recommended authorized positions— 0

RECOMMENDED PROPOSED BUDGET

There is no recommended budget for the General Services Agency (GSA) – Purchasing Division budget. As stated above, this budget is no longer active and is included with GSA – Central Services. However, per State Controller guidelines, inactive budgets must be included in the annual spending plan over a 3-year period before it is removed from the County Budget.

STANISLAUS COUNTY, CALIFORNIA
Budget Year 2012-2013
FISCAL GENERAL SERVICES
Other General



GENERAL SERVICES AGENCY—12TH STREET OFFICE BUILDING

Budget Unit 171A 0016200
 Special Revenue Fund

SERVICES PROVIDED

The 12th Street Office Building is owned jointly by Stanislaus County, Stanislaus County Employees Retirement Association (StanCERA), and a private developer, Westland Development Corporation. The facility was completed and opened in 2006.

The General Services Agency (GSA) – 12th Street Office budget is managed by the GSA – Administration Division and was established to process and distribute operational costs associated with the 12th Street Office Building. Those costs include utilities, maintenance, custodial, and other ongoing costs of the building.

CASH/FUND BALANCE

As of July 1, 2012, the projected cash balance is estimated to be a positive \$3,784 and has had no change when compared to the July 1, 2011 positive balance of \$3,784. There is no fund balance associated with this budget.

General Services Agency - 12th Street - Office Building					
Classification	2010-2011 Actual	2011-2012 Adopted Budget	2012-2013 Requested Proposed Budget	2012-2013 Recommended Adjustments	2012-2013 Recommended Proposed Budget
Taxes	\$0	\$0	\$0	\$0	\$0
Licenses, Permits, Franchises	\$0	\$0	\$0	\$0	\$0
Fines, Forfeitures, Penalties	\$0	\$0	\$0	\$0	\$0
Revenue from use of Assets	\$0	\$0	\$0	\$0	\$0
Intergovernmental Revenue	\$0	\$0	\$0	\$0	\$0
Charges for Service	\$12,441	\$8,978	\$16,818	\$0	\$16,818
Miscellaneous Revenue	\$0	\$0	\$0	\$0	\$0
Other Financing Sources	\$0	\$0	\$0	\$0	\$0
Total Revenue	\$12,441	\$8,978	\$16,818	\$0	\$16,818
Salaries and Benefits	\$0	\$0	\$0	\$0	\$0
Services and Supplies	\$8,860	\$9,140	\$7,441	\$3,459	\$10,900
Other Charges	\$13,672	\$9,200	\$23,422	\$0	\$23,422
Fixed Assets	\$0	\$0	\$0	\$0	\$0
Other Financing Uses	\$0	\$0	\$0	\$0	\$0
Equity	\$0	\$0	\$0	\$0	\$0
Intrafund	\$0	\$0	\$0	\$0	\$0
Contingencies	\$0	\$0	\$0	\$0	\$0
Gross Costs	\$22,532	\$18,340	\$30,863	\$3,459	\$34,322
Fund Balance	(\$1,929)	\$0	\$0	\$0	\$0
Net County Cost	\$12,020	\$9,362	\$14,045	\$3,459	\$17,504

PROGRAM DISCUSSION

At the proposed level of funding, the Department will fund expenses associated with the 12th Street Office Building. The budget includes expenses for the 12th Street Condominium Association, which is comprised of the County, StanCera, and Westland Development Company as approved by the Board of Supervisors on July 11, 2006.

Due to rising costs of insurance and pest control, GSA – 12th Street Office Building is requesting an additional \$3,459 in Net County Cost. The total increased costs of these contracts are \$15,912 for Budget Year 2012-2013, which is billed to the three partners. The County total share of these contracts is \$8,142.

STAFFING IMPACTS

Total current authorized positions— 0

RECOMMENDED PROPOSED BUDGET

It is recommended that a budget of \$34,322 be approved for General Services Agency – 12th Street Office Building which includes the requested additional \$3,459 to cover the rising costs of insurance and pest control. This budget is funded from \$16,818 in estimated department revenue and \$17,504 contribution from the General Fund.

STANISLAUS COUNTY, CALIFORNIA
Budget Year 2012-2013
FISCAL GENERAL SERVICES
Property Management



GENERAL SERVICES AGENCY—UTILITIES

Budget Unit 5170 0018720
 Internal Service Fund

SERVICES PROVIDED

General Services Agency (GSA) – Utilities, which is managed through GSA – Administration, processes utility payments on behalf of County departments, and monitors changes in utility rates for the County.

CASH/FUND BALANCE

GSA – Utilities was a General Fund department through Fiscal Year 2010-2011 and converted to an Internal Service Fund in Fiscal Year 2011-2012. GSA – Utilities is a pass through budget, with only actual costs being passed on to participating departments. It is therefore projected to end Fiscal Year 2011-2012 with a zero cash balance.

General Services Agency - Utilities				
Classification	2010-2011 Actual	2011-2012 Adopted Budget	2012-2013 Requested Proposed Budget	2012-2013 Recommended Proposed Budget
Taxes	\$0	\$0	\$0	\$0
Licenses, Permits, Franchises	\$0	\$0	\$0	\$0
Fines, Forfeitures, Penalties	\$0	\$0	\$0	\$0
Revenue from use of Assets	\$0	\$0	\$0	\$0
Intergovernmental Revenue	\$0	\$20,000	\$0	\$0
Charges for Service	\$0	\$1,372,170	\$4,039,337	\$4,039,337
Miscellaneous Revenue	\$0	\$0	\$0	\$0
Other Financing Sources	\$0	\$0	\$0	\$0
Total Revenue	\$0	\$1,392,170	\$4,039,337	\$4,039,337
Salaries and Benefits	\$0	\$0	\$0	\$0
Services and Supplies	\$0	\$3,994,190	\$4,033,755	\$4,033,755
Other Charges	\$0	\$0	\$5,582	\$5,582
Fixed Assets	\$0	\$0	\$0	\$0
Other Financing Uses	\$0	\$0	\$0	\$0
Equity	\$0	\$0	\$0	\$0
Intrafund	\$0	(\$2,602,020)	\$0	\$0
Contingencies	\$0	\$0	\$0	\$0
Gross Costs	\$0	\$1,392,170	\$4,039,337	\$4,039,337
Retained Earnings	\$0	\$0	\$0	\$0
Net County Cost	\$0	\$0	\$0	\$0

PROGRAM DISCUSSION

At the proposed level of funding GSA – Utilities will be maintained by the GSA – Administration Division and payments will be made on behalf of County departments and Joint Powers Agreements (JPA), not including 10th Street Place. An increase of 5% has been built into the budget for Budget Year 2012 – 2013; however, as only actual invoices are paid, any savings will be passed on to departments.

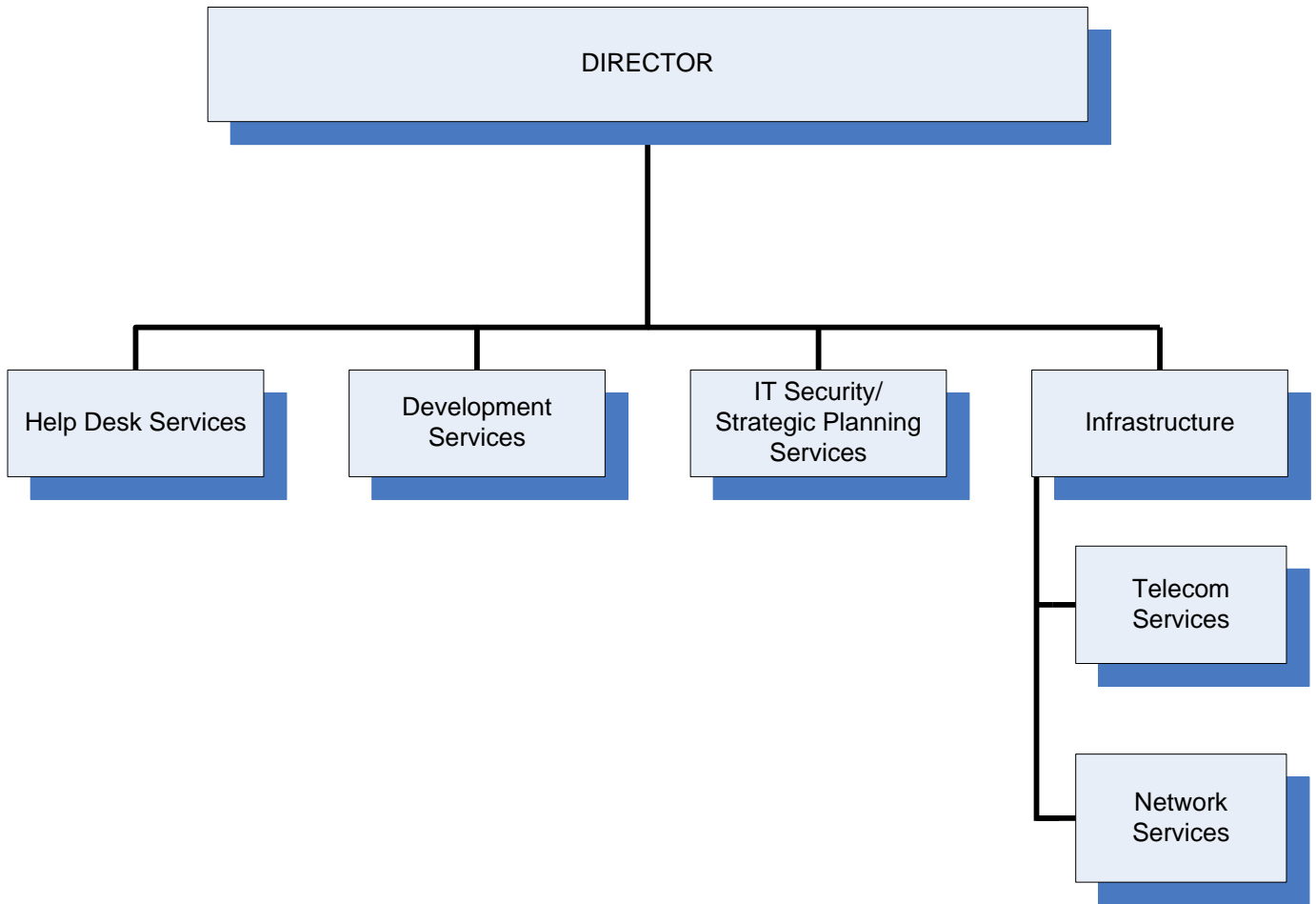
STAFFING IMPACTS

Total current authorized positions— 0

RECOMMENDED PROPOSED BUDGET

It is recommended that a budget of \$4,039,337 be approved for General Services Agency – Utilities. This budget is funded from \$4,039,337 in estimated department revenue.

**STANISLAUS COUNTY
STRATEGIC BUSINESS TECHNOLOGY**



Revised March 2012

STANISLAUS COUNTY, CALIFORNIA
Budget Year 2012-2013
FISCAL GENERAL SERVICES
Other General



STRATEGIC BUSINESS TECHNOLOGY
Marcia Cunningham, Director

BUDGET AT A GLANCE	
Gross Costs	\$4,799,597
Total Revenue	\$4,164,326
Fund Balance/Retained Earnings	\$635,271
Net County Cost	\$0
Total Recommended Staffing	23
% Funded by Local Discretionary Funds	0.0%

MISSION STATEMENT

The mission of the Strategic Business Technology Department (SBT) is to provide a positive impact on County and community stakeholders by delivering business critical systems and infrastructure. SBT is committed to providing a high standard of technical leadership and direction while connecting the processes and communication relationships throughout Stanislaus County. SBT strives to build and enhance high performance and cost effective web-based products while maximizing customer service and technical capability and evaluating and integrating potential technologies and tools that will meet the future needs of the Stanislaus County information technology architectural vision.

ACCOMPLISHMENTS AND OBJECTIVES

The Accomplishments and Objectives for Strategic Business Technology for the 2012-2013 Budget Year include:

FISCAL YEAR 2011-2012 ACCOMPLISHMENTS	BUDGET YEAR 2012-2013 OBJECTIVES
<ul style="list-style-type: none"> ◆ Partnering with Auditor Controller's office, the successful upgrade of both hardware and software to the PeopleSoft Human Resource Management System to version 9.1, PeopleTools to version 8.5, and Oracle Financial Management System to version 12, without the need to hire an outside consultant. ◆ SBT installed a new fiber channel shared storage system which will provide business continuity of mission critical systems and data, improve the County's ability to recover from a disaster, allow for continued growth and use of technology resources, make daily operations more efficient, and reduce the risk of lost data or County staff time. ◆ Converted Public Works (Morgan Road) to Voice over Internet Protocol (VoIP) telephony, removing a 24 year old legacy PBX from the County telecommunication infrastructure. ◆ Negotiated a County-wide agreement for the entire Cisco line of products with a 	<ul style="list-style-type: none"> ◆ Partnering with Capital Projects, Stanislaus Regional 911, and Office of Emergency Services will complete the new SBT Data Center project. ◆ Upgrade County core Cisco 6509 Switch that is reaching end of life. This equipment provides WAN services at an enterprise level and is mission critical to ensure networks services are available. ◆ Upgrade and increase core internet speed and data connectivity speed to ensure core services remain reliable and meet the demands of utilization. ◆ Partnering with Health Services Agency and Behavioral Health & Recovery Services, continue the collaborative approach with the deployment of Voice over Internet Protocol (VoIP) to the Scenic location and remote locations. ◆ Upgrade both the hardware and software for County core Voice over Internet Protocol telephony systems including the Call Center platform to version 8.5, the Call Manager to

FISCAL YEAR 2011-2012 ACCOMPLISHMENTS	BUDGET YEAR 2012-2013 OBJECTIVES
<p>substantial discount for product and support agreements.</p> <ul style="list-style-type: none"> ◆ Partnering with the Health Services Agency, successfully completed Phase I of the department's conversion to the County's Voice over Internet Protocol (VoIP) platform. 	<p>version 8.6, and Asterisk Voicemail System.</p>

BUDGETS WITHIN STRATEGIC BUSINESS TECHNOLOGY INCLUDE:

- ◆ Strategic Business Technology
- ◆ Strategic Business Technology--Telecommunications

STANISLAUS COUNTY, CALIFORNIA
Budget Year 2012-2013

FISCAL GENERAL SERVICES
Other General



STRATEGIC BUSINESS TECHNOLOGY

Budget Unit 5031 0048100
Internal Service Fund

SERVICES PROVIDED

Help Desk & Desktop Support Services

Strategic Business Technology (SBT) provides a variety of desktop support to County departments based on the customer's technical resources, including proactive patch management for virus protection and system integrity. A Customer Support Center is available for the benefit of customers from 7:30 AM to 5:00 PM Monday through Friday, except legal holidays and County specified closure days. Technical support can be provided for any one of the services provided to customers of SBT.

Financial Applications

The Financial Application Support Group maintains the Oracle applications used by County departments. Applications included are the Oracle Financial Management System (FMS) and the PeopleSoft Payroll System. In addition, the group provides database administration services for the Oracle database system, as well as supporting add-on modules and data integration between applications.

E-Mail Hosting Services

SBT provides a highly available, secure e-mail system for Stanislaus County departments. SBT's e-mail system enables County staff to communicate with one another as well as with the rest of the world via the Internet.

Local Area and Wide Area Network Support

SBT maintains the systems that allow customers to connect to countywide applications and intercommunicate with other SBT customers and external entities such as the State of California. SBT provides a Local Area Network (LAN) service on behalf of many County departments. This service provides management of necessary network equipment such as routers, switches, and security systems. This service also provides electronic data printing hosting services. Engineers are on-call to support networks and servers 24 hours a day, 365 days a year.

Information Security

Information security services include providing security direction and support to County departments. SBT provides proactive monitoring and vulnerability assessment of network equipment, file servers and desktop PCs.

County Website

SBT, working with County departments and divisions, focuses on opportunities to realize the benefits of emerging Internet technologies to extend the ability of government to provide information and services to County residents, businesses, civic groups, and other interested parties. SBT provides content updates for Departments as well as the development of new Web sites.

Web Application Development & Support

Development services are offered by SBT in the areas of system integration, electronic document management (EDM), E-government (on-line) applications and development, and installed software support. SBT provides full database administration services for Oracle, SQL, and MySQL.

CASH/FUND BALANCE

As of July 1, 2012, the projected cash balance is estimated to be a positive \$2,617,761 compared to the July 1, 2011 positive balance of \$2,767,432. This projection is based on the use of a portion of the cash balance to reduce the Strategic Business Technology Cost Allocation Plan (CAP) charges to other departments and for the Strategic Business Technology data center improvements, critical infrastructure and connectivity upgrades, upgrade or replacement of the current internet filtering and firewall applications, and upgrade or replacement of the current email environment.

As of July 1, 2012, the projected fund balance is estimated to be \$2,437,931 compared to the July 1, 2011 fund balance of \$2,401,602. The increase in fund balance is from additional project revenue that was not projected as part of Fiscal Year 2011-2012. Included in fund balance is \$250,000 designated for upgrading the County email system in the future and \$598,212 for the SBT Data Center Capital Project.

Strategic Business Technology				
Classification	2010-2011 Actual	2011-2012 Adopted Budget	2012-2013 Requested Proposed Budget	2012-2013 Recommended Proposed Budget
Taxes	\$0	\$0	\$0	\$0
Licenses, Permits, Franchises	\$0	\$0	\$0	\$0
Fines, Forfeitures, Penalties	\$0	\$0	\$0	\$0
Revenue from use of Assets	\$0	\$0	\$0	\$0
Intergovernmental Revenue	\$47,736	\$0	\$0	\$0
Charges for Service	\$3,791,200	\$3,336,728	\$3,436,726	\$3,436,726
Miscellaneous Revenue	\$2	\$0	\$0	\$0
Other Financing Sources	\$0	\$0	\$0	\$0
Total Revenue	\$3,838,938	\$3,336,728	\$3,436,726	\$3,436,726
Salaries and Benefits	\$2,412,439	\$2,435,488	\$2,535,605	\$2,535,605
Services and Supplies	\$825,273	\$979,714	\$967,212	\$967,212
Other Charges	\$241,674	\$303,687	\$333,909	\$333,909
Fixed Assets				
Equipment	\$2,895	\$75,500	\$52,000	\$52,000
Other Financing Uses	\$170,761	\$0	\$0	\$0
Equity	\$0	\$0	\$0	\$0
Intrafund	\$0	\$0	\$0	\$0
Contingencies	\$0	\$0	\$0	\$0
Gross Costs	\$3,653,042	\$3,794,389	\$3,888,726	\$3,888,726
Retained Earnings	(\$185,896)	\$457,661	\$452,000	\$452,000
Net County Cost	\$0	\$0	\$0	\$0

PROGRAM DISCUSSION

At the proposed level of funding, the Department will continue to provide the following services: Help Desk & Desktop Support Services, Financial Applications, E-Mail Hosting Services, Local Area and Wide Area Network Support, Information Security, County Website, and Web Application Development & Support. Also, there is an opportunity for SBT to expand the customer base by possibly providing services for the newly formed Modesto Regional Fire Agency. There is not a formal, signed agreement at this time, but SBT is planning on meeting their need. If an agreement is finalized, SBT would need to restore one unfunded position. New revenue generated from the services would cover the cost of restoring the position. This position is not included in the Budget Year 2012-2013 Proposed Budget.

Budget Year 2012-2013 revenue is comprised of charges to departments in the amount of \$3,436,726 and the use of department fund balance in the amount of \$452,000. In order to assist County departments in achieving their Fiscal Year 2010-2011 and 2011-2012 budget reduction targets, SBT reduced charges to departments by over 21.5% and reduced expenditures by approximately 12% from Fiscal Year 2009-2010. SBT will continue to rely on an increased use of retained earnings in Budget Year 2012-2013 to keep charges to departments manageable and without any significant increase.

SBT lost a number of positions to a Reduction-In-Force (RIF) beginning in Fiscal Year 2010-2011, with the deletion of three filled positions and one vacant position due to a loss in department revenue. This was required as part of the strategy to keep the cost down for County departments. In addition, further staffing reductions have occurred as a result of retirements and a resignation.

SBT continues to focus on finding ways to be more efficient. Staff will continue to research and leverage, when appropriate, the use of less expensive applications and Open Source tools and technologies to offset the rising cost of packaged solutions. Complete testing of less expensive products is important to ensure that additional costs in County staff time or hardware are not required to manage or house a less expensive application. SBT will continue to cross train staff to provide a tiered level of support for all applications. The department will leverage remote access to cut down on travel cost and cut down the time it takes to resolve an issue and assist the customer.

In partnership with the Auditor-Controller's Office, SBT will continue to support the application upgrades for the Oracle Financial Management System (FMS) and PeopleSoft Human Resource Management System (HRMS). Both the FMS and HRMS applications were upgraded in Fiscal Year 2011-2012. In the past, the County paid outside consultants to perform the upgrades to these mission critical applications, but the County was able to complete both upgrades completely in-house using only County staff. SBT has appropriations in the amount of \$75,000 allocated in Fiscal Year 2011-2012 for contract services; these funds will carry over into Budget Year 2012-2013 and be available for future projects or needs identified with new functionality and features that are leveraged in these core applications.

County business processes have become ever more dependent upon information technology systems. Every information technology system should have some process for data recovery from a critical failure as part of a Business Continuity Plan. SBT will continue to support the Business Continuity Strategy, focusing on the need to ensure minimal disruption of service delivery for critical systems. In Fiscal Year 2011-2012, SBT installed a new fiber channel shared storage system which will provide business continuity of mission critical systems and data, improve the County's ability to recover from a disaster, allow for continued growth and use of technology resources, make daily operations more efficient, and reduce the risk of lost data or County staff time.

A key element of the Business Continuity Strategy includes replacement of older server or infrastructure equipment with newer, more reliable technology. Emphasis continues to be placed on the SBT Data Center Server Room improvements including backup power, fire suppression, environmental monitoring equipment and software, server racking systems, power distribution units, and cable management. SBT in partnership with the Chief Executive Office Capital Projects Division, Stanislaus Regional 911, and Office of Emergency Services will continue in Budget Year 2012-2013 to bring these business continuity improvements to fruition.

Infrastructure improvements on mission critical County core network systems are essential to ensure reliability and availability of services for data, voice, and internet to our customers. SBT will complete a number of upgrade projects during Budget Year 2012-2013, such as the replacement of the County core WAN services switch, upgrade to Internet services, and data connectivity services.

The County currently uses the GroupWise email environment by Novell. It is important that the County continue its efforts to research emerging technologies, including cloud computing, management of mobile devices, and new program offerings. The County has researched an alternative email system several times over the past couple of years. It was determined to stay on the current email platforms for now and take another look at email alternatives sometime in Budget Year 2012-2013. Conversion to one email system as an organization will require one-time startup funds to manage a successful deployment. SBT wants to ensure the County is well positioned to fund a potential transition in the next

couple of years. SBT intends to reserve fund balance in the amount of \$250,000 for the future replacement of the existing email platform for SBT supported email customers.

Eight of the County's twelve labor organizations have agreed on a permanent 6% salary deduction to be effective July 1, 2012. The County is currently in negotiations with the remaining four labor groups. Eighteen positions in this budget are represented by one of these four groups. The estimated cost of not having these agreements in place for this budget with these groups represents an increase in cost over 2011-2012 salary costs of \$103,134, which is the equivalent of one full-time position. In the absence of these Agreements, any reductions-in-force would likely occur as part of the Final Budget.

STAFFING IMPACTS

Total current authorized positions— 21

There are no recommended changes to the current level of staffing.

Total recommended authorized positions— 21

RECOMMENDED PROPOSED BUDGET

It is recommended that a budget of \$3,888,726 be approved for Strategic Business Technology as an interim spending plan until the Final Budget is adopted. This budget is funded from \$3,436,726 in estimated department revenue and \$452,000 in departmental retained earnings. This department will be negatively impacted by the lack of labor agreements and will need to address priority programs/services, staffing and the use of the fund balance savings in the Final Budget.

STANISLAUS COUNTY, CALIFORNIA
Budget Year 2012-2013

FISCAL GENERAL SERVICES
Other General



STRATEGIC BUSINESS TECHNOLOGY—TELECOMMUNICATIONS

Budget Unit 5011 0048200
Internal Service Fund

SERVICES PROVIDED

Strategic Business Technology (SBT) Telecommunications serves as the primary support team for the County-wide Voice over Internet Protocol (VoIP) and NEC Private Branch Exchange (PBX's) telecommunication systems. SBT Telecommunications will continue in its capacity as the lead County agency in the implementation of VoIP telephony systems. Directly and indirectly, SBT Telecommunications Division provides technical and customer assistance to all County departments for their telecommunications and data infrastructure lines.

Telecommunications trained technicians maintain the primary VoIP telephony system and all of the PBX telecommunication systems owned by the County. Technology staff works closely with each customer when moves, adds, changes, and deletions are needed for the VoIP, PBX, and even Centrex Services. In addition, SBT Telecommunications provides assistance to the Chief Executive Office Capital Projects Division and other departments who need assistance in the planning and implementation of telecommunication and data infrastructure project plans and build outs.

CASH/FUND BALANCE

As of July 1, 2012, the projected cash balance is estimated to be a positive \$885,776 compared to the July 1, 2011 positive balance of \$909,840. The fund balance as of July 1, 2012 is projected to be \$830,498 and is consistent with the cash balance. Included in the fund balance is \$150,000 designated for capital acquisition of equipment necessary to upgrade core infrastructure at Tenth Street Place, and \$233,709 reserved for critical infrastructure improvements for the SBT Data Center and critical upgrades to the County's core VoIP telephony system. A portion of the fund balance, \$183,271, will be used in the 2012-2013 Proposed Budget to reduce the Cost Allocation Plan (CAP) flat rates to other departments, fund Voice over Internet Protocol (VoIP) projects, the SBT Data Center project, and major telecommunication system upgrades.

S.B.T. - Telecommunications				
Classification	2010-2011 Actual	2011-2012 Adopted Budget	2012-2013 Requested Proposed Budget	2012-2013 Recommended Proposed Budget
Taxes	\$0	\$0	\$0	\$0
Licenses, Permits, Franchises	\$0	\$0	\$0	\$0
Fines, Forfeitures, Penalties	\$0	\$0	\$0	\$0
Revenue from use of Assets	\$0	\$0	\$0	\$0
Intergovernmental Revenue	\$10,775	\$0	\$9,044	\$9,044
Charges for Service	\$913,757	\$736,808	\$718,556	\$718,556
Miscellaneous Revenue	\$142	\$0	\$0	\$0
Other Financing Sources	\$0	\$0	\$0	\$0
Total Revenue	\$924,674	\$736,808	\$727,600	\$727,600
Salaries and Benefits	\$303,156	\$265,470	\$276,602	\$276,602
Services and Supplies	\$474,515	\$398,207	\$424,858	\$424,858
Other Charges	\$94,843	\$184,655	\$191,411	\$191,411
Fixed Assets				
Equipment	\$0	\$0	\$18,000	\$18,000
Other Financing Uses	\$6,918	\$0	\$0	\$0
Equity	\$0	\$0	\$0	\$0
Intrafund	\$0	\$0	\$0	\$0
Contingencies	\$0	\$0	\$0	\$0
Gross Costs	\$879,432	\$848,332	\$910,871	\$910,871
Retained Earnings	(\$45,242)	\$111,524	\$183,271	\$183,271
Net County Cost	\$0	\$0	\$0	\$0

PROGRAM DISCUSSION

At the proposed level of funding, the Department will continue to provide technical and customer assistance to all County departments for their VoIP telephony systems, PBX landline telecommunications, and data infrastructure lines. For Budget Year 2012-2013, SBT-Telecommunications will retain the reduced monthly telecommunication flat rates from Fiscal Year 2011-2012. To maintain the current technical and customer assistance level of service will require the use of retained earnings up to \$183,271.

In achieving the Fiscal Year 2010-2011 and 2011-2012 budget reduction targets, SBT Telecommunications had already reduced monthly telecommunication flat rate charges to departments by over 35% and reduced expenditures by approximately 20%. To meet current service levels, including deployment of VoIP telephones throughout the County and implementing major system upgrades to the VoIP telephony system, SBT Telecommunications will again rely on the use of retained earnings. Although the department is diligently working on consolidating services, the County continues the need to maintain the legacy PBX at several sites as well as maintain the newer VoIP telephony system. In the long term, the Budget Year 2012-2013 reduced monthly telecommunication flat rate charges to departments are not considered sustainable.

In Fiscal Year 2011-2012, SBT Telecommunications converted Public Works (formerly a PBX system) and Behavioral Health and Recovery Services in Turlock (the last "key" system) to VoIP. In addition, SBT Telecommunications partnered with the Health Services Agency in the department's conversion to VoIP in spring 2012. At the close of Fiscal Year 2011-2012, the total number of County customers on the new VoIP telephony system was almost 2,300.

SBT Telecommunications has made significant reductions in the legacy PBX system infrastructure with estimated annual reduction in expenditures to an outside vendor of approximately \$33,000. SBT Telecommunications will continue to work diligently to maintain reduced expenditures as appropriate.

SBT Telecommunications continues to use an open source voicemail system, which has saved considerable expense in both one-time licensing costs and annual software renewals for the VoIP

telephony system. The features of the new voicemail system were also flexible enough to provide service to County PBX customers that had voicemail boxes on the County's old voicemail system.

SBT Telecommunications began deploying the newer VoIP telephony system in 2006. In Budget Year 2012-2013, SBT Telecommunications will be implementing major system upgrades to the VoIP telephony system. The upgrades will include replacement and reconfiguration of all of the existing Call Manager servers, replacement and reconfiguring the Internet Protocol Call Center server, and replacement and upgrade of the Asterisk voicemail system. SBT Telecommunications will use a portion of retained earnings to make these major system upgrades and to continue with deployment of additional VoIP projects and offset operational expenses. The Department's priority will continue to focus on the conversion of Centrex customers to the VoIP telephony system and the consolidation and reduction of the aging PBX systems.

Eight of the County's twelve labor organizations have agreed on a permanent 6% salary deduction to be effective July 1, 2012. The County is currently in negotiations with the remaining four labor groups. Two positions in this budget are represented by one of these four groups. The estimated cost of not having these agreements in place for this budget with these groups represents an increase in cost over 2011-2012 salary costs of \$16,362, which is the equivalent of no full-time positions. In the absence of these Agreements, any reductions-in-force would likely occur as part of the Final Budget.

STAFFING IMPACTS

Total current authorized positions— 2

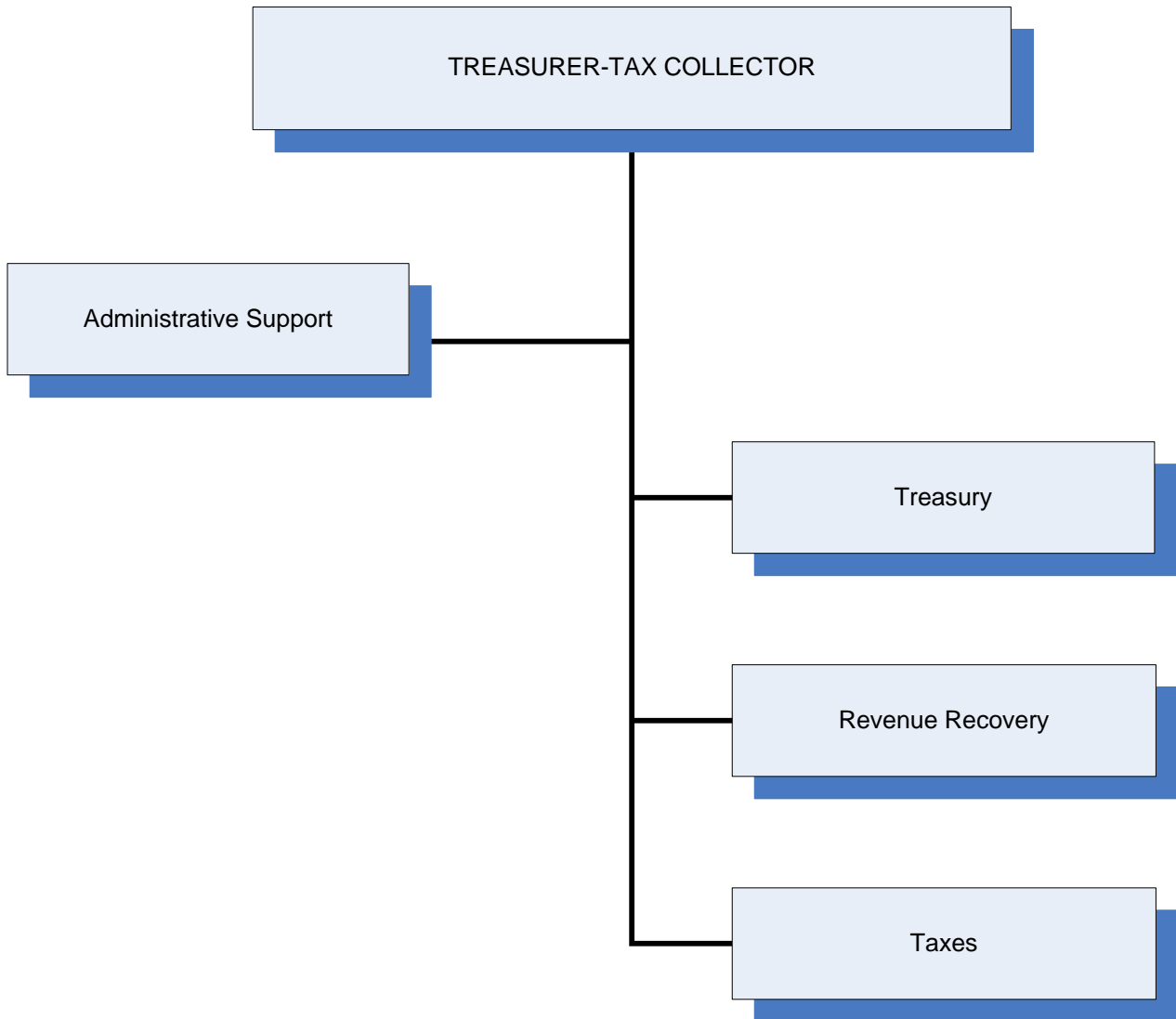
There are no recommended changes to the current level of staffing.

Total recommended authorized positions— 2

RECOMMENDED PROPOSED BUDGET

It is recommended that a budget of \$910,871 be approved for Strategic Business Technology – Telecommunications as an interim spending plan until the Final Budget is adopted. This budget is funded from \$727,600 in estimated department revenue and \$183,271 in departmental retained earnings. This department will be negatively impacted by the lack of labor agreements and will need to address priority programs/services, staffing and the use of the fund balance savings in the Final Budget.

STANISLAUS COUNTY
TREASURER-TAX COLLECTOR



Revised March 2012



TREASURER—TAX COLLECTOR
Gordon Ford, Treasurer and
Tax Collector

BUDGET AT A GLANCE	
Gross Costs	\$2,836,425
Total Revenue	\$2,048,231
Fund Balance/Retained Earnings	\$0
Net County Cost	\$788,194
Total Recommended Staffing	31
% Funded by Local Discretionary Funds	27.8%

MISSION STATEMENT

To serve the citizens of Stanislaus County by collecting property tax and other revenues to help a variety of public agencies meet their financial goals.

ACCOMPLISHMENTS AND OBJECTIVES

The Accomplishments and Objectives for the Treasurer-Tax Collector for the 2012-2013 Budget Year include:

FISCAL YEAR 2011-2012 ACCOMPLISHMENTS	BUDGET YEAR 2012-2013 OBJECTIVES
<ul style="list-style-type: none"> ◆ Improved customer service by cross training and rotating staff across divisions to allow more flexibility in meeting customer needs. ◆ Improved efficiency through the use of volunteers which allowed staff to focus on priority assignments and special projects. ◆ Achieved cost savings to provide carryover for future years by reducing expenses including utilizing temporary help. 	<ul style="list-style-type: none"> ◆ Improve customer service by continuing the cross training and rotation of staff so staff can handle more customer needs. ◆ Explore the use of technology to allow a workstation to handle both the Tax system (Megabyte) and the Revenue Recovery system (CUBS) to enable staff to handle multiple customer needs and reduce lines. ◆ Improve efficiencies and control of documents by allowing accountants to concentrate on priorities with the help from volunteers to assist on projects like document imaging to store material electronically.

BUDGETS WITHIN THE TREASURER—TAX COLLECTOR INCLUDE:

- ◆ Admin/Taxes
- ◆ Revenue Recovery
- ◆ Treasury Division

STANISLAUS COUNTY, CALIFORNIA
Budget Year 2012-2013



FISCAL GENERAL SERVICES
Finance

TREASURER—ADMIN/TAXES

Budget Unit 0100 0030001
 General Fund

SERVICES PROVIDED

The Treasurer-Tax Collector Division collects secured and unsecured property taxes along with other revenues to help a variety of public agencies meet their financial goals. The Department also issues business licenses, firearm dealer's licenses, dance hall permits, scrap metal dealer licenses, and various other permits.

Treasurer - Admin/Taxes				
Classification	2010-2011 Actual	2011-2012 Adopted Budget	2012-2013 Requested Proposed Budget	2012-2013 Recommended Proposed Budget
Taxes	\$0	\$0	\$0	\$0
Licenses, Permits, Franchises	\$71,645	\$50,000	\$60,000	\$60,000
Fines, Forfeitures, Penalties	\$57,180	\$65,000	\$65,000	\$65,000
Revenue from use of Assets	\$4,743	\$9,500	\$6,500	\$6,500
Intergovernmental Revenue	\$0	\$0	\$0	\$0
Charges for Service	\$431,387	\$464,500	\$444,200	\$444,200
Miscellaneous Revenue	\$40,557	\$29,500	\$32,376	\$32,376
Other Financing Sources	\$0	\$0	\$0	\$0
Total Revenue	\$605,512	\$618,500	\$608,076	\$608,076
Salaries and Benefits	\$915,734	\$1,021,141	\$989,117	\$989,117
Services and Supplies	\$128,341	\$323,712	\$329,867	\$329,867
Other Charges	\$109,063	\$103,840	\$110,286	\$110,286
Fixed Assets	\$0	\$0	\$0	\$0
Other Financing Uses	\$26,587	\$0	\$0	\$0
Equity	\$0	\$0	\$0	\$0
Intrafund	\$27,671	(\$29,290)	(\$33,000)	(\$33,000)
Contingencies	\$0	\$0	\$0	\$0
Gross Costs	\$1,207,396	\$1,419,403	\$1,396,270	\$1,396,270
Fund Balance	\$0	\$0	\$0	\$0
Net County Cost	\$601,884	\$800,903	\$788,194	\$788,194

PROGRAM DISCUSSION

At the proposed level of funding, the Department can maintain the Megabyte Tax System and processing of tax payments. Service will be maintained at the same level as Fiscal Year 2011-2012.

Eight of the County's twelve labor organizations have agreed on a permanent 6% salary deduction to be effective July 1, 2012. The County is currently in negotiations with the remaining four labor groups. Eight positions in this budget are represented by one of these four groups. The estimated cost of not having these agreements in place for this budget with these groups represents an increase in cost over 2011-2012 salary costs of \$19,461, which is the equivalent of no full-time positions. In the absence of these Agreements, any reduction-in-force would occur as part of the Final Budget.

The Department has projected to carry over a total of \$615,000 into Budget Year 2012-2013 to assist in balancing the budget.

STAFFING IMPACTS

The Department is requesting to transfer one Accounting Technician position from the Revenue Recovery budget to this budget. The Department is also requesting to transfer one Accountant I position from this budget to the Revenue Recovery budget. The Department has restructured the duties between the two divisions based on the increased needs in the Revenue Recovery Division.

Total current authorized positions— 11

It is recommended to transfer one Accounting Technician position from the Revenue Recovery budget to this budget and transfer one Accountant I position from this budget to the Revenue Recovery budget.

Total recommended authorized positions— 11

RECOMMENDED PROPOSED BUDGET

It is recommended that a budget of \$1,396,270 be approved for the Treasurer – Admin/Taxes budget as an interim spending plan until the Final Budget is adopted. This budget is funded from \$608,076 in estimated department revenue and a \$788,194 contribution from the General Fund. The Department assumed the additional use of approximately \$615,000 of prior year General Fund Net County Cost savings to fully fund the projected 2012-2013 budget. This Department will be negatively impacted by the lack of labor agreements and will need to address priority programs/services, staffing and the use of the fund balance savings in the Final Budget.

STANISLAUS COUNTY, CALIFORNIA
Budget Year 2012-2013



FISCAL GENERAL SERVICES
Finance

TREASURER—REVENUE RECOVERY

Budget Unit 0100 0030002
 General Fund

SERVICES PROVIDED

The Revenue Recovery Division provides a centralized collection, billing and debt resolution service to all County departments and interagency participants. The division utilizes well-qualified, knowledgeable staff to collect on outstanding debts using professional collection and billing services for the resolution of debts owed to the County and other partnering agencies. The Revenue Recovery clients consist of over 20 County departments, five City Agencies and the Courts.

There are four major collection programs within the Revenue Recovery Division consisting of the Courts, Health Services Agency, Unsecured Tax and Other Miscellaneous Department collections.

Treasurer - Revenue Recovery				
Classification	2010-2011 Actual	2011-2012 Adopted Budget	2012-2013 Requested Proposed Budget	2012-2013 Recommended Proposed Budget
Taxes	\$0	\$0	\$0	\$0
Licenses, Permits, Franchises	\$0	\$0	\$0	\$0
Fines, Forfeitures, Penalties	\$0	\$0	\$15,900	\$15,900
Revenue from use of Assets	\$4,543	\$1,400	\$500	\$500
Intergovernmental Revenue	\$17,356	\$9,350	\$15,000	\$15,000
Charges for Service	\$912,298	\$866,500	\$856,018	\$856,018
Miscellaneous Revenue	\$2,293	\$1,285	\$1,117	\$1,117
Other Financing Sources	\$0	\$0	\$0	\$0
Total Revenue	\$936,490	\$878,535	\$888,535	\$888,535
Salaries and Benefits	\$1,030,944	\$1,128,723	\$1,161,866	\$1,161,866
Services and Supplies	\$141,885	\$189,872	\$191,321	\$191,321
Other Charges	\$73,726	\$77,940	\$103,348	\$103,348
Fixed Assets				
Equipment	\$1,740	\$6,500	\$10,000	\$10,000
Other Financing Uses	\$28,718	\$0	\$0	\$0
Equity	\$0	\$0	\$0	\$0
Intrafund	(\$519,715)	(\$524,500)	(\$578,000)	(\$578,000)
Contingencies	\$0	\$0	\$0	\$0
Gross Costs	\$757,298	\$878,535	\$888,535	\$888,535
Fund Balance	\$0	\$0	\$0	\$0
Net County Cost	(\$179,192)	\$0	\$0	\$0

PROGRAM DISCUSSION

At the proposed level of funding, the Department will concentrate on maintaining core services. The Treasurer-Revenue Recovery division will continue to streamline the collection process to improve collections.

The State of California requires the County to maintain activities as listed in Penal Code 1463.007 to continue collection for the Court system. The Treasurer-Revenue Recovery Division meets the following categories:

- ◆ Telephone contact with delinquent debtors to apprise them of their failure to meet payment obligations;
- ◆ Issuance of warning letters to advise delinquent debtors of an outstanding obligation;
- ◆ Access to Employment Development Department employment and wage information;
- ◆ The generation of monthly delinquent reports;
- ◆ Participation in the Franchise Tax Board's tax intercept program;
- ◆ The use of wage and bank account garnishments and issuance of abstracts;
- ◆ The imposition of liens on real property and proceeds from the sale of real property held by a title company, lien releases, and title searches;
- ◆ The filing of objections to the inclusion of outstanding fines and forfeitures in bankruptcy proceedings;
- ◆ Coordination with the Probation Department to locate debtors who may be on formal or informal probation;
- ◆ The capability to accept credit cards;
- ◆ The use of Department of Motor Vehicle information to locate delinquent debtors;
- ◆ The use of skip tracing resources or services to locate delinquent debtors; and
- ◆ Participation in the Franchise Tax Board's Court-Ordered Debt Collections Program.

Eight of the County's twelve labor organizations have agreed on a permanent 6% salary deduction to be effective July 1, 2012. The County is currently in negotiations with the remaining four labor groups. Fifteen positions in this budget are represented by one of these four groups. The estimated cost of not having these agreements in place for this budget with these groups represents an increase in cost over 2011-2012 salary costs of \$35,692, which is the equivalent of one full-time position. In the absence of these Agreements, any reduction-in-force would occur as part of the Final Budget.

STAFFING IMPACTS

The Department is requesting to transfer one Accountant I position from the Administrative/Taxes Division to this budget. The Department is also requesting to transfer one Accounting Technician position from this budget to the Administrative/Taxes budget. The Revenue Recovery Division is taking a proactive approach in increasing its accountability by developing better tracking systems for more cost effective methods to improve collections.

Total current authorized positions— 16

It is recommended to transfer one Accountant I position from the Administrative/Taxes Division budget to this budget and transfer one Accounting Technician position from this budget to the Administrative/Taxes budget.

Total recommended authorized positions— 16

RECOMMENDED PROPOSED BUDGET

It is recommended that a budget of \$888,535 be approved for the Treasurer – Revenue Recovery budget as an interim spending plan until the Final Budget is adopted. This budget is funded from \$888,535 in estimated department revenue. This Department will be negatively impacted by the lack of labor agreements and will need to address priority programs/services, staffing and the use of the fund balance savings in the Final Budget.

STANISLAUS COUNTY, CALIFORNIA
Budget Year 2012-2013
FISCAL GENERAL SERVICES
Finance



TREASURER—TREASURY DIVISION

Budget Unit 0100 0030004

General Fund

SERVICES PROVIDED

The Treasury Division takes in deposits from all County departments and agencies, ensures that all checks issued by County departments and agencies have been paid correctly by the bank, works with County departments to process credit card payments, handles Modesto City Schools cafeteria deposits, ensures that there are adequate funds available to cover liquidity needs and invests temporarily idle cash, handles forged warrant claims from departments and recovers the money, maintains tobacco endowment funds, receives absent heir funds and processes claims, and provides copies of warrants and checks to departments.

Treasurer - Treasury				
Classification	2010-2011 Actual	2011-2012 Adopted Budget	2012-2013 Requested Proposed Budget	2012-2013 Recommended Proposed Budget
Taxes	\$0	\$0	\$0	\$0
Licenses, Permits, Franchises	\$0	\$0	\$0	\$0
Fines, Forfeitures, Penalties	\$0	\$0	\$0	\$0
Revenue from use of Assets	\$575,620	\$575,270	\$550,620	\$550,620
Intergovernmental Revenue	\$0	\$0	\$0	\$0
Charges for Service	\$0	\$0	\$0	\$0
Miscellaneous Revenue	\$1	\$350	\$1,000	\$1,000
Other Financing Sources	\$8,492	\$0	\$0	\$0
Total Revenue	\$584,113	\$575,620	\$551,620	\$551,620
Salaries and Benefits	\$260,814	\$301,899	\$290,397	\$290,397
Services and Supplies	\$84,057	\$136,471	\$121,553	\$121,553
Other Charges	\$21,448	\$18,130	\$24,670	\$24,670
Fixed Assets	\$0	\$0	\$0	\$0
Other Financing Uses	\$8,071	\$0	\$0	\$0
Equity	\$0	\$0	\$0	\$0
Intrafund	\$101,449	\$119,120	\$115,000	\$115,000
Contingencies	\$0	\$0	\$0	\$0
Gross Costs	\$475,839	\$575,620	\$551,620	\$551,620
Fund Balance	\$0	\$0	\$0	\$0
Net County Cost	(\$108,274)	\$0	\$0	\$0

PROGRAM DISCUSSION

At the proposed level of funding, the Department can maintain receipts and disbursements pursuant to Government Code 27000; however, will have limited ability to assist other departments in Bond Issues, and E-Payment reconciliation. The Department also anticipates a delayed response time in preparation of reports as well as less critical requests for information.

Eight of the County's twelve labor organizations have agreed on a permanent 6% salary deduction to be effective July 1, 2012. The County is currently in negotiations with the remaining four labor groups. Three positions in this budget are represented by one of these four groups. The estimated cost of not having these agreements in place for this budget with these groups represents an increase in cost over

2011-2012 salary costs of \$6,962, which is the equivalent of no full-time positions. In the absence of these Agreements, any reduction-in-force would occur as part of the Final Budget.

STAFFING IMPACTS

Total current authorized positions— 4

There are no recommended changes to the current level of staffing.

Total recommended authorized positions— 4

RECOMMENDED PROPOSED BUDGET

It is recommended that a budget of \$551,620 be approved for the Treasurer – Treasury budget as an interim spending plan until the Final Budget is adopted. This budget is funded from \$551,620 in estimated department revenue. This Department will be negatively impacted by the lack of labor agreements and will need to address priority programs/services, staffing and the use of the fund balance savings in the Final Budget.



Staffing Reports

Allocation List—Three Year Comparison
Department Position Allocation Report
Unfunded Vacant Positions

STANISLAUS COUNTY STAFFING SUMMARY

Allocation List - Three Year Comparison

Department	Final Budget 2010-2011	Final Budget 2011-2012	Proposed Budget 2012-2013
Agricultural Commissioner	37	36	35
Alliance WorkNet	83	81	82
Animal Services	32	30	30
Area Agency on Aging	10	13	13
Assessor	57	57	58
Auditor Controller	43	33	33
Behavioral Health & Recovery Services (BHRS)	198	212	214
BHRS - Alcohol & Drug Program	14	17	18
BHRS - Managed Care	8	8	8
BHRS - Mental Health Services Act (Prop 63)	82	72	73
BHRS - Public Guardian	9	9	9
BHRS - Stanislaus Recovery Center	28	23	21
Board of Supervisors	10	10	9
Chief Executive Office - County Fire Service Fund	5	2	2
Chief Executive Office - Office of Emergency Serv/Fire Warden	5	4	4
Chief Executive Office - Operations and Services	41	34	38
Chief Executive Office - Risk Management Divisor	14	10	10
Child Support Services	167	165	159
Childrens & Families Commission	7	7	5
Clerk-Recorder -Recorder Division	32	32	32
Clerk-Recorder - Elections Division	12	12	12
Community Services Agency - Service & Support	863	883	944
Cooperative Extension	3	3	3
County Counsel	16	15	14
District Attorney - Automobile Insurance Fraud Prosecuti	2	2	2
District Attorney - Criminal Division	105	105	104
District Attorney - Elder Abuse Advocacy & Outreach Program	1	0	0
District Attorney - Impaired Driver Vertical Prosecution Program	0	0	2
District Attorney - Unserved/Underserved Victims Ad & Outreach	0	1	1
District Attorney - Real Estate Fraud Prosecution	2	2	2
District Attorney - Vertical Prosecution Block Grant	3	3	3
District Attorney - Victims Compensation & Govt Claims	1	1	1
District Attorney - Victim Services Program	6	6	6
Environmental Resources	73	66	65
Environmental Resources - Abandoned Vehicle Abatement	1	0	0
Environmental Resources - Landfill	17	14	14
General Services Agency - Administration	5	5	5
General Services Agency - Central Services	9	6	10
General Services Agency - Facilities Maintenance	42	30	30
General Services Agency - Fleet Services	11	8	8
General Services Agency - Purchasing	5	4	0
Health Services Agency - Administration	85	83	83
Health Services Agency - Clinics & Ancillary Services	205	196	199

Department	Final Budget 2010-2011	Final Budget 2011-2012	Proposed Budget 2012-2013
Health Services Agency - Indigent Health Care	35	34	34
Health Services Agency - Public Health	167	158	157
Law Library	2	2	2
Library	73	69	69
Local Agency Formation Commission	3	3	3
Parks & Recreation	22	20	20
Planning	14	16	16
Planning - Building Permits	14	13	13
Planning - Redevelopment Agency	2	0	0
Planning - Special Revenue Grants	2	0	0
Probation - Administration	18	17	17
Probation - Field Services	109	110	131
Probation - Institutional Services	87	87	87
Probation - Juvenile Justice Crime Prevention Act	15	9	11
Probation - Youthful Offender Block Grant	1	1	1
Public Defender	40	37	37
Public Works - Administration	12	11	11
Public Works - Engineering	28	27	27
Public Works - Local Transit System	3	3	3
Public Works - Morgan Shop	8	8	8
Public Works - Road & Bridge	57	57	57
Retirement	12	12	13
Sheriff Administration	27	24	26
Sheriff Cal ID Program	1	1	1
Sheriff CAL-MMET	3	0	3
Sheriff Contract Cities	66	64	65
Sheriff Court Security	34	34	39
Sheriff Detention	249	244	267
Sheriff Inmate Welfare	7	3	3
Sheriff Operations	171	132	142
Sheriff Vehicle Theft Unit	1	1	1
Stanislaus Regional 911	55	53	53
Strategic Business Technology	22	20	21
Strategic Business Tech - Telecommunications	2	2	2
Treasurer - Revenue Recovery	16	16	16
Treasurer - Admin/Taxes	11	11	11
Treasurer - Treasury	4	4	4
Veteran's Services	4	4	4
Total Staffing	3,746	3,607	3,736

STANISLAUS COUNTY
DEPARTMENT POSITION ALLOCATION REPORT
as of July 14, 2012

STEP 1	STEP 2	STEP 3	STEP 4	STEP 5
MIN	---	MID	---	MAX
---	---	FLAT	---	---

AGING & VETERANS SERVICES

AREA AGENCY ON AGING

1	Dir Area Agency On Aging	43.94	---	54.92	---	65.90
2	Manager II	27.45	---	34.31	---	41.17
1	Manager I	24.45	---	30.56	---	36.67
1	Confidential Assistant III	17.23	---	21.54	---	25.85
1	Staff Serv Coordinator	29.20	30.66	32.19	33.80	35.49
1	Social Worker IV	26.34	27.66	29.04	30.49	32.01
1	Social Worker III	23.58	24.76	26.00	27.30	28.67
1	Social Worker II	20.93	21.98	23.08	24.23	25.44
1	Staff Serv Tech	19.05	20.00	21.00	22.05	23.15
1	Account Clerk III	17.30	18.17	19.08	20.03	21.03
2	Community Health Work III	17.12	17.98	18.88	19.82	20.81
<hr/>						
13	* BUDGET UNIT TOTAL *					

VETERANS' SERVICES

1	Manager I	24.45	---	30.56	---	36.67
2	Veterans Serv Rep	19.54	20.52	21.55	22.63	23.76
1	Admin Clerk III	16.58	17.41	18.28	19.19	20.15
<hr/>						
4	* BUDGET UNIT TOTAL *					

17 ** DEPARTMENT TOTAL **

AGRICULTURAL COMMISSIONER

AGRICULTURAL COMMISSIONER

1	County Agri Comm & Sealer	43.94	---	54.92	---	65.90
1	Asst Ag Commissioner	35.08	---	43.85	---	52.62
4	Deputy Ag Com/Sealer	27.45	---	34.31	---	41.17
1	Confidential Assistant IV	20.70	---	25.87	---	31.04
1	Confidential Assistant II	15.29	---	19.11	---	22.93
1	Systems Engineer II	33.23	34.89	36.63	38.46	40.38
20	Ag/Weights&Meas Insp III	24.42	25.64	26.92	28.27	29.68
4	Agricultural Assistant II	16.53	17.36	18.23	19.14	20.10
2	Account Clerk II	15.31	16.08	16.88	17.72	18.61
<hr/>						
35	* BUDGET UNIT TOTAL *					

35 ** DEPARTMENT TOTAL **

ALLIANCE WORKNET

ALLIANCE WORKNET

1	Alliance Worknet Director	43.94	---	54.92	---	65.90
4	Manager III	31.03	---	38.79	---	46.55
1	Confidential Assistant III	17.23	---	21.54	---	25.85
1	Confidential Assistant II	15.29	---	19.11	---	22.93

STANISLAUS COUNTY
DEPARTMENT POSITION ALLOCATION REPORT
as of July 14, 2012

STEP 1	STEP 2	STEP 3	STEP 4	STEP 5
MIN	---	MID	---	MAX
---	---	FLAT	---	---

ALLIANCE WORKNET (Continued)

ALLIANCE WORKNET (Continued)

1	Sr Systems Engineer	38.45	40.37	42.39	44.51	46.74
1	Systems Engineer II	33.23	34.89	36.63	38.46	40.38
1	Software Developer/Analyst III	33.23	34.89	36.63	38.46	40.38
1	Staff Serv Coordinator	29.20	30.66	32.19	33.80	35.49
1	Software Developer II	28.72	30.16	31.67	33.25	34.91
2	Accountant III	28.48	29.90	31.40	32.97	34.62
4	Family Services Supervisor	26.05	27.35	28.72	30.16	31.67
1	Application Specialist II	24.37	25.59	26.87	28.21	29.62
4	Staff Serv Analyst	24.05	25.25	26.51	27.84	29.23
3	Family Services Specialist IV	22.18	23.29	24.45	25.67	26.95
1	Accountant I	20.27	21.28	22.34	23.46	24.63
44	Family Services Specialist III	20.14	21.15	22.21	23.32	24.49
2	Accounting Tech	18.98	19.93	20.93	21.98	23.08
2	Account Clerk III	17.30	18.17	19.08	20.03	21.03
1	Admin Clerk III	16.58	17.41	18.28	19.19	20.15
6	Admin Clerk II	14.67	15.40	16.17	16.98	17.83
<hr/>						
82	* BUDGET UNIT TOTAL *					

82 **** DEPARTMENT TOTAL ****

ANIMAL SERVICES

ANIMAL SERVICES

1	Dir of Animal Services	43.94	---	54.92	---	65.90
1	County Veterinarian	53.84	---	67.30	---	80.76
1	Confidential Assistant IV	20.70	---	25.87	---	31.04
1	Accountant II	25.91	27.21	28.57	30.00	31.50
1	Supv Acct Admin Clerk I	19.87	20.86	21.90	23.00	24.15
4	Animal Svc Oper Supv	19.86	20.85	21.89	22.98	24.13
5	Animal Serv Offcr II	17.52	18.40	19.32	20.29	21.30
2	Animal Care Spec III	17.30	18.17	19.08	20.03	21.03
2	Admin Clerk III	16.58	17.41	18.28	19.19	20.15
1	Animal Serv Offcr I	15.94	16.74	17.58	18.46	19.38
9	Animal Care Spec II	15.94	16.74	17.58	18.46	19.38
2	Admin Clerk II	14.67	15.40	16.17	16.98	17.83
<hr/>						
30	* BUDGET UNIT TOTAL *					

30 **** DEPARTMENT TOTAL ****

ASSESSOR

ASSESSOR

1	Assessor	---	---	71.33	---	---
2	Manager IV	35.08	---	43.85	---	52.62
1	Confidential Assistant IV	20.70	---	25.87	---	31.04
1	Confidential Assistant III	17.23	---	21.54	---	25.85

STANISLAUS COUNTY
DEPARTMENT POSITION ALLOCATION REPORT
as of July 14, 2012

STEP 1	STEP 2	STEP 3	STEP 4	STEP 5
MIN	---	MID	---	MAX
---	---	FLAT	---	---

ASSESSOR (Continued)

ASSESSOR (Continued)

1	Sr Software Developer/Analyst	38.45	40.37	42.39	44.51	46.74
1	Software Developer/Analyst III	33.23	34.89	36.63	38.46	40.38
1	Supv Auditor Appraiser	32.25	33.86	35.55	37.33	39.20
4	Supv Appraiser	30.73	32.27	33.88	35.57	37.35
2	Sr Auditor-Appraiser	29.27	30.73	32.27	33.88	35.57
1	Application Specialist III	28.72	30.16	31.67	33.25	34.91
7	Sr Appraiser	27.90	29.30	30.77	32.31	33.93
4	Auditor-Appraiser III	26.58	27.91	29.31	30.78	32.32
16	Appraiser III	25.36	26.63	27.96	29.36	30.83
1	Cadastral Supervisor	24.94	26.19	27.50	28.88	30.32
1	Cadastral Technician II	20.59	21.62	22.70	23.84	25.03
3	Supv Acct Admin Clerk I	19.87	20.86	21.90	23.00	24.15
1	Appraiser Tech	17.40	18.27	19.18	20.14	21.15
8	Account Clerk III	17.30	18.17	19.08	20.03	21.03
2	Admin Clerk I	14.20	14.91	15.66	16.44	17.26

58 * BUDGET UNIT TOTAL *

58 ** DEPARTMENT TOTAL **

AUDITOR CONTROLLER

AUDITOR CONTROLLER

1	Auditor-Controller	---	---	71.91	---	---
1	Asst Auditor Controller	38.98	---	48.73	---	58.48
1	Manager IV	35.08	---	43.85	---	52.62
2	Manager III	31.03	---	38.79	---	46.55
1	Confidential Assistant V	24.66	---	30.82	---	36.98
2	Confidential Assistant IV	20.70	---	25.87	---	31.04
4	Confidential Assistant III	17.23	---	21.54	---	25.85
1	Sr Software Developer/Analyst	38.45	40.37	42.39	44.51	46.74
1	Software Developer/Analyst III	33.23	34.89	36.63	38.46	40.38
5	Accountant III	28.48	29.90	31.40	32.97	34.62
3	Accountant II	25.91	27.21	28.57	30.00	31.50
1	Application Specialist II	24.37	25.59	26.87	28.21	29.62
1	Accounting Supv	23.01	24.16	25.37	26.64	27.97
5	Accounting Tech	18.98	19.93	20.93	21.98	23.08
4	Account Clerk III	17.30	18.17	19.08	20.03	21.03

33 * BUDGET UNIT TOTAL *

33 ** DEPARTMENT TOTAL **

BEHAVIORAL HEALTH & RECOV SVS

ALCOHOL & DRUG PROGRAM

2	Staff Serv Coordinator	29.20	30.66	32.19	33.80	35.49
15	Behavioral Health Splst. II	22.33	23.45	24.62	25.85	27.14

STANISLAUS COUNTY
DEPARTMENT POSITION ALLOCATION REPORT
as of July 14, 2012

STEP 1	STEP 2	STEP 3	STEP 4	STEP 5
MIN	---	MID	---	MAX
---	---	FLAT	---	---

BEHAVIORAL HEALTH & RECOV SVS (Continued)

ALCOHOL & DRUG PROGRAM (Continued)

1	Admin Clerk III	16.58	17.41	18.28	19.19	20.15
18	* BUDGET UNIT TOTAL *					

BEHAVIORAL HEALTH SERVICES

1	Behavioral Health Director	61.66	---	77.07	---	92.48
1	Behavioral Hlth Medical Dir	94.36	---	117.95	---	141.54
2	Assoc Director	43.94	---	54.92	---	65.90
4	Manager IV	35.08	---	43.85	---	52.62
5	Manager III	31.03	---	38.79	---	46.55
4	Manager II	27.45	---	34.31	---	41.17
1	Manager I	24.45	---	30.56	---	36.67
2	Confidential Assistant IV	20.70	---	25.87	---	31.04
4	Confidential Assistant III	17.23	---	21.54	---	25.85
8	Psychiatrist	86.09	90.39	94.91	99.66	104.64
1	Sr Systems Engineer	38.45	40.37	42.39	44.51	46.74
1	Systems Engineer II	33.23	34.89	36.63	38.46	40.38
2	Software Developer/Analyst III	33.23	34.89	36.63	38.46	40.38
2	Clinical Psychologist	32.73	34.37	36.09	37.89	39.78
14	Psychiatric Nurse II	31.67	33.25	34.91	36.66	38.49
56	MH Clinician II	29.27	30.73	32.27	33.88	35.57
3	Accountant III	28.48	29.90	31.40	32.97	34.62
1	Med Records Coordinator	24.94	26.19	27.50	28.88	30.32
4	Application Specialist II	24.37	25.59	26.87	28.21	29.62
3	Conservator Investigator	24.20	25.41	26.68	28.01	29.41
4	Staff Serv Analyst	24.05	25.25	26.51	27.84	29.23
40	Behavioral Health Splst. II	22.33	23.45	24.62	25.85	27.14
4	Behavioral Health Advocate	22.33	23.45	24.62	25.85	27.14
2	Staff Serv Tech	19.05	20.00	21.00	22.05	23.15
4	Accounting Tech	18.98	19.93	20.93	21.98	23.08
1	Family Services Specialist II	18.27	19.18	20.14	21.15	22.21
6	Account Clerk III	17.30	18.17	19.08	20.03	21.03
3	Med Records Clerk	16.79	17.63	18.51	19.44	20.41
4	Clinical Serv Tech II	16.74	17.58	18.46	19.38	20.35
18	Admin Clerk III	16.58	17.41	18.28	19.19	20.15
6	Admin Clerk II	14.67	15.40	16.17	16.98	17.83
3	Stock/Delivery Clerk II	14.32	15.04	15.79	16.58	17.41
214	* BUDGET UNIT TOTAL *					

MANAGED CARE

3	Psychiatric Nurse II	31.67	33.25	34.91	36.66	38.49
1	Accounting Tech	18.98	19.93	20.93	21.98	23.08
2	Clinical Serv Tech II	16.74	17.58	18.46	19.38	20.35
1	Admin Clerk III	16.58	17.41	18.28	19.19	20.15
1	Admin Clerk II	14.67	15.40	16.17	16.98	17.83
8	* BUDGET UNIT TOTAL *					

STANISLAUS COUNTY
DEPARTMENT POSITION ALLOCATION REPORT
as of July 14, 2012

STEP 1	STEP 2	STEP 3	STEP 4	STEP 5
MIN	---	MID	---	MAX
---	---	FLAT	---	---

BEHAVIORAL HEALTH & RECOV SVS (Continued)

MENTAL HEALTH SERVICES ACT

2	Manager IV	35.08	---	43.85	---	52.62
5	Manager II	27.45	---	34.31	---	41.17
1	Sr Software Developer/Analyst	38.45	40.37	42.39	44.51	46.74
1	Systems Engineer II	33.23	34.89	36.63	38.46	40.38
3	Psychiatric Nurse II	31.67	33.25	34.91	36.66	38.49
8	MH Clinician II	29.27	30.73	32.27	33.88	35.57
1	Staff Serv Coordinator	29.20	30.66	32.19	33.80	35.49
1	Software Developer II	28.72	30.16	31.67	33.25	34.91
1	Accountant III	28.48	29.90	31.40	32.97	34.62
3	Staff Serv Analyst	24.05	25.25	26.51	27.84	29.23
19	Behavioral Health Splst. II	22.33	23.45	24.62	25.85	27.14
7	Behavioral Health Advocate	22.33	23.45	24.62	25.85	27.14
1	Recreational Therapist	20.81	21.85	22.94	24.09	25.29
1	Family Services Specialist II	18.27	19.18	20.14	21.15	22.21
11	Clinical Serv Tech II	16.74	17.58	18.46	19.38	20.35
8	Admin Clerk III	16.58	17.41	18.28	19.19	20.15
73	* BUDGET UNIT TOTAL *					

PUBLIC GUARDIAN

1	Manager II	27.45	---	34.31	---	41.17
1	Behavioral Health Splst. II	22.33	23.45	24.62	25.85	27.14
1	Deputy Public Guardian II	21.75	22.84	23.98	25.18	26.44
3	Account Clerk III	17.30	18.17	19.08	20.03	21.03
1	Admin Clerk III	16.58	17.41	18.28	19.19	20.15
1	Stock/Delivery Clerk II	14.32	15.04	15.79	16.58	17.41
1	Stock/Delivery Clerk I	13.27	13.93	14.63	15.36	16.13
9	* BUDGET UNIT TOTAL *					

STANISLAUS RECOVERY CENTER

1	Manager III	31.03	---	38.79	---	46.55
1	MH Clinician II	29.27	30.73	32.27	33.88	35.57
7	Behavioral Health Splst. II	22.33	23.45	24.62	25.85	27.14
10	Clinical Serv Tech II	16.74	17.58	18.46	19.38	20.35
1	Admin Clerk III	16.58	17.41	18.28	19.19	20.15
1	Admin Clerk II	14.67	15.40	16.17	16.98	17.83
21	* BUDGET UNIT TOTAL *					

343 **** DEPARTMENT TOTAL ****

BOARD OF SUPERVISORS

BOARD OF SUPERVISORS

1	Chairman Bd of Supervisor	---	---	40.29	---	---
4	Supervisor	---	---	35.95	---	---
4	Confidential Assistant III	17.23	---	21.54	---	25.85

STANISLAUS COUNTY
DEPARTMENT POSITION ALLOCATION REPORT
as of July 14, 2012

STEP 1	STEP 2	STEP 3	STEP 4	STEP 5
MIN	---	MID	---	MAX
---	---	FLAT	---	---

BOARD OF SUPERVISORS (Continued)

BOARD OF SUPERVISORS (Continued)

9	* BUDGET UNIT TOTAL *				
<hr/>					
9	** DEPARTMENT TOTAL **				

CHIEF EXECUTIVE OFFICE

COUNTY FIRE SERVICE FUND

1	Manager III - Safety	31.03	---	38.79	---	46.55
1	Account Clerk III	17.30	18.17	19.08	20.03	21.03
<hr/>						
2	* BUDGET UNIT TOTAL *					

OFFICE OF EMERGENCY SERVICES

1	Fire Warden/Asst Dir-Oes	43.94	---	54.92	---	65.90
1	Manager III	31.03	---	38.79	---	46.55
1	Manager II	27.45	---	34.31	---	41.17
1	Confidential Assistant III	17.23	---	21.54	---	25.85
<hr/>						
4	* BUDGET UNIT TOTAL *					

OPERATIONS AND SERVICES

1	Chief Executive Officer	---	---	100.96	---	---
1	Asst Exec Offcr/Chief Op Off	64.74	---	80.92	---	97.10
2	Asst Executive Officer	61.66	---	77.07	---	92.48
1	Deputy Exec Officer	43.94	---	54.92	---	65.90
10	Manager IV	35.08	---	43.85	---	52.62
7	Manager III	31.03	---	38.79	---	46.55
1	Manager I	24.45	---	30.56	---	36.67
1	Confidential Assistant V	24.66	---	30.82	---	36.98
4	Confidential Assistant IV	20.70	---	25.87	---	31.04
10	Confidential Assistant III	17.23	---	21.54	---	25.85
<hr/>						
38	* BUDGET UNIT TOTAL *					

RISK MANAGEMENT

1	Deputy Exec Officer	43.94	---	54.92	---	65.90
1	Manager III	31.03	---	38.79	---	46.55
1	Confidential Assistant V	24.66	---	30.82	---	36.98
4	Confidential Assistant IV	20.70	---	25.87	---	31.04
3	Confidential Assistant III	17.23	---	21.54	---	25.85
<hr/>						
10	* BUDGET UNIT TOTAL *					
<hr/>						
54	** DEPARTMENT TOTAL **					

STANISLAUS COUNTY
DEPARTMENT POSITION ALLOCATION REPORT
as of July 14, 2012

	STEP 1 MIN ---	STEP 2 ---	STEP 3 MID FLAT	STEP 4 ---	STEP 5 MAX ---
CHILD SUPPORT SERVICES					
CHILD SUPPORT SERVICES					
1 Dir of Child Support Services	50.31	---	62.89	---	75.47
1 Chief Attorney	47.01	---	58.76	---	70.51
1 Asst Director	38.98	---	48.73	---	58.48
2 Manager III	31.03	---	38.79	---	46.55
5 Manager II	27.45	---	34.31	---	41.17
1 Confidential Assistant IV	20.70	---	25.87	---	31.04
1 Confidential Assistant III	17.23	---	21.54	---	25.85
5 Attorney V	49.88	52.37	54.99	57.74	60.63
1 Sr Systems Engineer	38.45	40.37	42.39	44.51	46.74
2 Systems Engineer II	33.23	34.89	36.63	38.46	40.38
2 Application Specialist III	28.72	30.16	31.67	33.25	34.91
1 Accountant II	25.91	27.21	28.57	30.00	31.50
1 Application Specialist II	24.37	25.59	26.87	28.21	29.62
1 Staff Serv Analyst	24.05	25.25	26.51	27.84	29.23
11 Child Support Supervisor	23.29	24.45	25.67	26.95	28.30
1 Accounting Supv	23.01	24.16	25.37	26.64	27.97
2 Supv Legal Clerk II	21.88	22.97	24.12	25.33	26.60
66 Child Support Offcr II	19.33	20.30	21.32	22.39	23.51
7 Accounting Tech	18.98	19.93	20.93	21.98	23.08
15 Legal Clerk IV	18.10	19.01	19.96	20.96	22.01
9 Account Clerk III	17.30	18.17	19.08	20.03	21.03
14 Legal Clerk III	16.58	17.41	18.28	19.19	20.15
7 Admin Clerk II	14.67	15.40	16.17	16.98	17.83
2 Admin Clerk I	14.20	14.91	15.66	16.44	17.26
159 * BUDGET UNIT TOTAL *					
159 ** DEPARTMENT TOTAL **					

CHILDRENS & FAMILIES COM

CHILDRENS & FAMILIES COMM

1 Executive Director - CFC	43.94	---	54.92	---	65.90
1 Confidential Assistant IV	20.70	---	25.87	---	31.04
1 Staff Serv Coordinator	29.20	30.66	32.19	33.80	35.49
1 Accountant II	25.91	27.21	28.57	30.00	31.50
1 Account Clerk III	17.30	18.17	19.08	20.03	21.03
5 * BUDGET UNIT TOTAL *					
5 ** DEPARTMENT TOTAL **					

CLERK/RECORDER

ELECTIONS DIVISION

1 Manager III	31.03	---	38.79	---	46.55
2 Manager II	27.45	---	34.31	---	41.17
1 Systems Engineer II	33.23	34.89	36.63	38.46	40.38

STANISLAUS COUNTY
DEPARTMENT POSITION ALLOCATION REPORT
as of July 14, 2012

STEP 1	STEP 2	STEP 3	STEP 4	STEP 5
MIN	---	MID	---	MAX
---	---	FLAT	---	---

CLERK/RECORDER (Continued)

ELECTIONS DIVISION (Continued)

1	Application Specialist II	24.37	25.59	26.87	28.21	29.62
1	Staff Serv Analyst	24.05	25.25	26.51	27.84	29.23
1	Staff Serv Tech	19.05	20.00	21.00	22.05	23.15
1	Storekeeper II	18.16	19.07	20.02	21.02	22.07
2	Admin Clerk III	16.58	17.41	18.28	19.19	20.15
2	Admin Clerk II	14.67	15.40	16.17	16.98	17.83
<hr/>						
12	* BUDGET UNIT TOTAL *					

RECORDER DIVISION

1	County Clerk-Recorder	---	---	61.50	---	---
1	Manager III	31.03	---	38.79	---	46.55
1	Manager I	24.45	---	30.56	---	36.67
1	Confidential Assistant IV	20.70	---	25.87	---	31.04
1	Confidential Assistant II	15.29	---	19.11	---	22.93
1	Sr Systems Engineer	38.45	40.37	42.39	44.51	46.74
1	Application Specialist III	28.72	30.16	31.67	33.25	34.91
2	Supv Legal Clerk II	21.88	22.97	24.12	25.33	26.60
1	Accountant I	20.27	21.28	22.34	23.46	24.63
4	Legal Clerk IV	18.10	19.01	19.96	20.96	22.01
1	Account Clerk III	17.30	18.17	19.08	20.03	21.03
17	Legal Clerk III	16.58	17.41	18.28	19.19	20.15
<hr/>						
32	* BUDGET UNIT TOTAL *					

44 **** DEPARTMENT TOTAL ****

COMMUNITY SERVICES AGENCY

SERVICE & SUPPORT

1	Dir of Community Servs Agency	61.66	---	77.07	---	92.48
3	Asst Director	38.98	---	48.73	---	58.48
4	Manager IV	35.08	---	43.85	---	52.62
15	Manager III	31.03	---	38.79	---	46.55
8	Manager II	27.45	---	34.31	---	41.17
1	Confidential Assistant V	24.66	---	30.82	---	36.98
1	Confidential Assistant IV	20.70	---	25.87	---	31.04
8	Confidential Assistant III	17.23	---	21.54	---	25.85
2	Confidential Assistant II	15.29	---	19.11	---	22.93
1	Sr Systems Engineer	38.45	40.37	42.39	44.51	46.74
2	Sr Software Developer/Analyst	38.45	40.37	42.39	44.51	46.74
4	Systems Engineer II	33.23	34.89	36.63	38.46	40.38
8	Software Developer/Analyst III	33.23	34.89	36.63	38.46	40.38
1	Sr Application Specialist	33.23	34.89	36.63	38.46	40.38
21	Social Worker Supv II	29.84	31.33	32.90	34.55	36.28
3	Special Investigator III	29.52	31.00	32.55	34.18	35.89
10	Application Specialist III	28.72	30.16	31.67	33.25	34.91
9	Accountant III	28.48	29.90	31.40	32.97	34.62
113	Social Worker IV	26.34	27.66	29.04	30.49	32.01

STANISLAUS COUNTY
DEPARTMENT POSITION ALLOCATION REPORT
as of July 14, 2012

STEP 1	STEP 2	STEP 3	STEP 4	STEP 5
MIN	---	MID	---	MAX
---	---	FLAT	---	---

COMMUNITY SERVICES AGENCY (Continued)

SERVICE & SUPPORT (Continued)

51	Family Services Supervisor	26.05	27.35	28.72	30.16	31.67
11	Special Investigator II	26.00	27.30	28.67	30.10	31.61
5	Accountant II	25.91	27.21	28.57	30.00	31.50
3	Application Specialist II	24.37	25.59	26.87	28.21	29.62
17	Social Worker III	23.58	24.76	26.00	27.30	28.67
4	Accounting Supv	23.01	24.16	25.37	26.64	27.97
1	Buyer	22.29	23.40	24.57	25.80	27.09
25	Family Services Specialist IV	22.18	23.29	24.45	25.67	26.95
1	Supv Legal Clerk II	21.88	22.97	24.12	25.33	26.60
8	Supv Acct Admin Clerk II	21.88	22.97	24.12	25.33	26.60
2	Social Worker II	20.93	21.98	23.08	24.23	25.44
3	Accountant I	20.27	21.28	22.34	23.46	24.63
7	Fraud Tech	20.14	21.15	22.21	23.32	24.49
107	Family Services Specialist III	20.14	21.15	22.21	23.32	24.49
2	Collector	19.33	20.30	21.32	22.39	23.51
9	Accounting Tech	18.98	19.93	20.93	21.98	23.08
297	Family Services Specialist II	18.27	19.18	20.14	21.15	22.21
1	Storekeeper II	18.16	19.07	20.02	21.02	22.07
4	Legal Clerk IV	18.10	19.01	19.96	20.96	22.01
21	Account Clerk III	17.30	18.17	19.08	20.03	21.03
22	Admin Clerk III	16.58	17.41	18.28	19.19	20.15
2	Storekeeper I	16.50	17.33	18.20	19.11	20.07
7	Social Services Assistant	16.00	16.80	17.64	18.52	19.45
6	Account Clerk II	15.31	16.08	16.88	17.72	18.61
100	Admin Clerk II	14.67	15.40	16.17	16.98	17.83
13	Stock/Delivery Clerk II	14.32	15.04	15.79	16.58	17.41
<hr/>						
944	* BUDGET UNIT TOTAL *					

944 **** DEPARTMENT TOTAL ****

COOPERATIVE EXTENSION

COOPERATIVE EXTENSION

1	Confidential Assistant IV	20.70	---	25.87	---	31.04
2	Admin Secretary	18.58	19.51	20.49	21.51	22.59
<hr/>						
3	* BUDGET UNIT TOTAL *					

3 **** DEPARTMENT TOTAL ****

COUNTY COUNSEL

COUNTY COUNSEL

1	County Counsel	75.41	---	94.26	---	113.11
1	Asst County Counsel	53.84	---	67.30	---	80.76
8	Deputy County Counsel V	43.94	---	54.92	---	65.90
1	Confidential Assistant IV	20.70	---	25.87	---	31.04

STANISLAUS COUNTY
DEPARTMENT POSITION ALLOCATION REPORT
as of July 14, 2012

STEP 1	STEP 2	STEP 3	STEP 4	STEP 5
MIN	---	MID	---	MAX
---	---	FLAT	---	---

COUNTY COUNSEL (Continued)

COUNTY COUNSEL (Continued)

3	Confidential Assistant III	17.23	---	21.54	---	25.85
14	* BUDGET UNIT TOTAL *					
<hr/>						
14	** DEPARTMENT TOTAL **					

DISTRICT ATTORNEY

AUTO INSURANCE FRAUD

1	Criminal Investigator II	28.84	30.28	31.79	33.38	35.05
1	Paralegal III	23.47	24.64	25.87	27.16	28.52
2	* BUDGET UNIT TOTAL *					

CRIMINAL DIVISION

1	District Attorney	---	---	86.54	---	---
1	Asst District Attorney	53.84	---	67.30	---	80.76
3	Chief Dep District Attny	47.01	---	58.76	---	70.51
1	Chief Criminal Investigator	38.98	---	48.73	---	58.48
1	Manager III	31.03	---	38.79	---	46.55
2	Manager II	27.45	---	34.31	---	41.17
1	Confidential Assistant IV	20.70	---	25.87	---	31.04
2	Confidential Assistant III	17.23	---	21.54	---	25.85
33	Attorney V	49.88	52.37	54.99	57.74	60.63
1	Systems Engineer II	33.23	34.89	36.63	38.46	40.38
2	Software Developer/Analyst III	33.23	34.89	36.63	38.46	40.38
1	Sr Crmnl Investigator	31.74	33.33	35.00	36.75	38.59
9	Criminal Investigator II	28.84	30.28	31.79	33.38	35.05
1	Application Specialist III	28.72	30.16	31.67	33.25	34.91
1	Application Specialist II	24.37	25.59	26.87	28.21	29.62
7	Paralegal III	23.47	24.64	25.87	27.16	28.52
3	Supv Legal Clerk II	21.88	22.97	24.12	25.33	26.60
1	Accountant I	20.27	21.28	22.34	23.46	24.63
16	Legal Clerk IV	18.10	19.01	19.96	20.96	22.01
1	Account Clerk III	17.30	18.17	19.08	20.03	21.03
15	Legal Clerk III	16.58	17.41	18.28	19.19	20.15
1	Interviewer II	15.28	16.04	16.84	17.68	18.56
104	* BUDGET UNIT TOTAL *					

IMPAIRED DRIVER VERT PROS PROG

2	Attorney V	49.88	52.37	54.99	57.74	60.63
2	* BUDGET UNIT TOTAL *					

REAL ESTATE FRAUD PROSECUTION

1	Attorney V	49.88	52.37	54.99	57.74	60.63
1	Criminal Investigator II	28.84	30.28	31.79	33.38	35.05

STANISLAUS COUNTY
DEPARTMENT POSITION ALLOCATION REPORT
as of July 14, 2012

STEP 1	STEP 2	STEP 3	STEP 4	STEP 5
MIN	---	MID	---	MAX
---	---	FLAT	---	---

DISTRICT ATTORNEY (Continued)

REAL ESTATE FRAUD PROSECUTION (Continued)

2 * BUDGET UNIT TOTAL *

UNSERVED/UNDERSERVED VICTIM AD

1	Interviewer II	15.28	16.04	16.84	17.68	18.56
---	----------------	-------	-------	-------	-------	-------

1 * BUDGET UNIT TOTAL *

VERTICAL PROSECUTION BLOCK

2	Attorney V	49.88	52.37	54.99	57.74	60.63
---	------------	-------	-------	-------	-------	-------

1	Criminal Investigator II	28.84	30.28	31.79	33.38	35.05
---	--------------------------	-------	-------	-------	-------	-------

3 * BUDGET UNIT TOTAL *

VICTIM SERVICES PROGRAM

1	Victim Services Program Coord	25.91	27.21	28.57	30.00	31.50
---	-------------------------------	-------	-------	-------	-------	-------

5	Interviewer II	15.28	16.04	16.84	17.68	18.56
---	----------------	-------	-------	-------	-------	-------

6 * BUDGET UNIT TOTAL *

VICTIMS COMPENSATION&GOVT CLMS

1	Paralegal III	23.47	24.64	25.87	27.16	28.52
---	---------------	-------	-------	-------	-------	-------

1 * BUDGET UNIT TOTAL *

121 ** DEPARTMENT TOTAL **

ENVIRONMENTAL RESOURCES

DER LANDFILLS

1	Manager I	24.45	---	30.56	---	36.67
---	-----------	-------	-----	-------	-----	-------

1	Landfill Lead Worker	22.46	23.58	24.76	26.00	27.30
---	----------------------	-------	-------	-------	-------	-------

5	Landfill Equip Oper III	19.90	20.90	21.95	23.05	24.20
---	-------------------------	-------	-------	-------	-------	-------

1	Accounting Tech	18.98	19.93	20.93	21.98	23.08
---	-----------------	-------	-------	-------	-------	-------

3	Landfill Equip Oper II	18.08	18.98	19.93	20.93	21.98
---	------------------------	-------	-------	-------	-------	-------

3	Account Clerk III	17.30	18.17	19.08	20.03	21.03
---	-------------------	-------	-------	-------	-------	-------

14 * BUDGET UNIT TOTAL *

ENVIRONMENTAL RESOURCES

1	Dir Of Envir Resources	55.36	---	69.20	---	83.04
---	------------------------	-------	-----	-------	-----	-------

2	Asst Director	38.98	---	48.73	---	58.48
---	---------------	-------	-----	-------	-----	-------

1	Supv Milk & Dairy Insp	35.08	---	43.85	---	52.62
---	------------------------	-------	-----	-------	-----	-------

3	Manager IV	35.08	---	43.85	---	52.62
---	------------	-------	-----	-------	-----	-------

1	Manager III	31.03	---	38.79	---	46.55
---	-------------	-------	-----	-------	-----	-------

2	Confidential Assistant IV	20.70	---	25.87	---	31.04
---	---------------------------	-------	-----	-------	-----	-------

2	Confidential Assistant III	17.23	---	21.54	---	25.85
---	----------------------------	-------	-----	-------	-----	-------

1	Systems Engineer II	33.23	34.89	36.63	38.46	40.38
---	---------------------	-------	-------	-------	-------	-------

1	Software Developer/Analyst III	33.23	34.89	36.63	38.46	40.38
---	--------------------------------	-------	-------	-------	-------	-------

STANISLAUS COUNTY
DEPARTMENT POSITION ALLOCATION REPORT
as of July 14, 2012

STEP 1	STEP 2	STEP 3	STEP 4	STEP 5
MIN	---	MID	---	MAX
---	---	FLAT	---	---

ENVIRONMENTAL RESOURCES (Continued)

ENVIRONMENTAL RESOURCES (Continued)

3	Staff Serv Coordinator	29.20	30.66	32.19	33.80	35.49
5	Sr Env Health Spec	28.86	30.30	31.82	33.41	35.08
3	Sr Hazard Material Spec	28.86	30.30	31.82	33.41	35.08
1	Application Specialist III	28.72	30.16	31.67	33.25	34.91
10	Env Health Spec III	26.15	27.46	28.83	30.27	31.78
6	Hazard Material Spec III	26.15	27.46	28.83	30.27	31.78
1	Milk & Dairy Inspector II	26.15	27.46	28.83	30.27	31.78
2	Resource Mgt Spec III	26.15	27.46	28.83	30.27	31.78
3	Zoning Enf Offcr	24.66	25.89	27.18	28.54	29.97
1	Staff Serv Analyst	24.05	25.25	26.51	27.84	29.23
1	Supv Acct Admin Clerk I	19.87	20.86	21.90	23.00	24.15
1	Accounting Tech	18.98	19.93	20.93	21.98	23.08
3	Admin Secretary	18.58	19.51	20.49	21.51	22.59
3	Account Clerk III	17.30	18.17	19.08	20.03	21.03
4	Admin Clerk III	16.58	17.41	18.28	19.19	20.15
4	Env Tech	15.95	16.75	17.59	18.47	19.39
<hr/>						
65	* BUDGET UNIT TOTAL *					

79 ** DEPARTMENT TOTAL **

GENERAL SERVICES AGENCY

ADMINISTRATION

1	General Serv Agency Director	43.94	---	54.92	---	65.90
1	Manager III	31.03	---	38.79	---	46.55
1	Confidential Assistant IV	20.70	---	25.87	---	31.04
1	Accountant I	20.27	21.28	22.34	23.46	24.63
1	Accounting Tech	18.98	19.93	20.93	21.98	23.08
<hr/>						
5	* BUDGET UNIT TOTAL *					

CENTRAL SERVICES DIVISION

1	Staff Serv Coordinator	29.20	30.66	32.19	33.80	35.49
1	Staff Serv Analyst	24.05	25.25	26.51	27.84	29.23
2	Sr Buyer	23.98	25.18	26.44	27.76	29.15
1	Storekeeper II	18.16	19.07	20.02	21.02	22.07
1	Account Clerk III	17.30	18.17	19.08	20.03	21.03
1	Storekeeper I	16.50	17.33	18.20	19.11	20.07
3	Stock/Delivery Clerk II	14.32	15.04	15.79	16.58	17.41
<hr/>						
10	* BUDGET UNIT TOTAL *					

FACILITIES MAINTENANCE

1	Manager II	27.45	---	34.31	---	41.17
1	Building Serv Supv	26.25	27.56	28.94	30.39	31.91
4	Maintenance Engineer III	22.31	23.43	24.60	25.83	27.12
13	Maintenance Engineer II	20.22	21.23	22.29	23.40	24.57
1	Storekeeper I	16.50	17.33	18.20	19.11	20.07

STANISLAUS COUNTY
DEPARTMENT POSITION ALLOCATION REPORT
as of July 14, 2012

STEP 1	STEP 2	STEP 3	STEP 4	STEP 5
MIN	---	MID	---	MAX
---	---	FLAT	---	---

GENERAL SERVICES AGENCY (Continued)

FACILITIES MAINTENANCE (Continued)

1	Sr Custodian	14.50	15.23	15.99	16.79	17.63
9	Housekeeper/Custodian	13.19	13.85	14.54	15.27	16.03
<hr/>						
30	* BUDGET UNIT TOTAL *					

FLEET SERVICES DIVISION

1	Manager III	31.03	---	38.79	---	46.55
5	Equipment Mechanic	20.91	21.96	23.06	24.21	25.42
1	Account Clerk III	17.30	18.17	19.08	20.03	21.03
1	Equipment Serv Tech	17.20	18.06	18.96	19.91	20.91
<hr/>						
8	* BUDGET UNIT TOTAL *					

53 **** DEPARTMENT TOTAL ****

HEALTH SERVICES AGENCY

ADMINISTRATION

1	Managing Dir Of Hlth Serv Ag	61.66	---	77.07	---	92.48
1	Assoc Director	43.94	---	54.92	---	65.90
2	Asst Director	38.98	---	48.73	---	58.48
3	Manager IV	35.08	---	43.85	---	52.62
1	Manager III	31.03	---	38.79	---	46.55
2	Manager II	27.45	---	34.31	---	41.17
1	Confidential Assistant V	24.66	---	30.82	---	36.98
1	Confidential Assistant IV	20.70	---	25.87	---	31.04
4	Confidential Assistant III	17.23	---	21.54	---	25.85
1	Confidential Assistant II	15.29	---	19.11	---	22.93
3	Systems Engineer II	33.23	34.89	36.63	38.46	40.38
2	Software Developer/Analyst III	33.23	34.89	36.63	38.46	40.38
1	Staff Serv Coordinator	29.20	30.66	32.19	33.80	35.49
1	Software Developer II	28.72	30.16	31.67	33.25	34.91
3	Application Specialist III	28.72	30.16	31.67	33.25	34.91
2	Accountant III	28.48	29.90	31.40	32.97	34.62
7	Accountant II	25.91	27.21	28.57	30.00	31.50
4	Application Specialist II	24.37	25.59	26.87	28.21	29.62
1	Staff Serv Analyst	24.05	25.25	26.51	27.84	29.23
1	Accounting Supv	23.01	24.16	25.37	26.64	27.97
1	Accountant I	20.27	21.28	22.34	23.46	24.63
1	Staff Serv Tech	19.05	20.00	21.00	22.05	23.15
14	Account Clerk III	17.30	18.17	19.08	20.03	21.03
2	Admin Clerk III	16.58	17.41	18.28	19.19	20.15
1	Storekeeper I	16.50	17.33	18.20	19.11	20.07
4	Account Clerk II	15.31	16.08	16.88	17.72	18.61
3	Admin Clerk II	14.67	15.40	16.17	16.98	17.83
1	Sr Custodian	14.50	15.23	15.99	16.79	17.63
2	Stock/Delivery Clerk II	14.32	15.04	15.79	16.58	17.41
2	Stock/Delivery Clerk I	13.27	13.93	14.63	15.36	16.13
10	Housekeeper/Custodian	13.19	13.85	14.54	15.27	16.03

STANISLAUS COUNTY
DEPARTMENT POSITION ALLOCATION REPORT
as of July 14, 2012

STEP 1	STEP 2	STEP 3	STEP 4	STEP 5
MIN	---	MID	---	MAX
---	---	FLAT	---	---

HEALTH SERVICES AGENCY (Continued)

ADMINISTRATION (Continued)

83 * BUDGET UNIT TOTAL *

CLINICS & ANCILLARY SERVICES

1 Medical Director	75.41	---	94.26	---	113.11
1 Outpatient Pharmacy Mgr	50.31	---	62.89	---	75.47
1 Assoc Director	43.94	---	54.92	---	65.90
5 Manager IV	35.08	---	43.85	---	52.62
2 Manager III	31.03	---	38.79	---	46.55
2 Manager II	27.45	---	34.31	---	41.17
3 Pharmacist	47.46	49.83	52.32	54.94	57.69
6 Sr Nurse Practitioner	41.46	43.53	45.71	48.00	50.40
3 Sr Physician Asst	38.47	40.39	42.41	44.53	46.76
9 Staff Nurse III	33.26	34.92	36.67	38.50	40.43
4 Staff Nurse II	31.26	32.82	34.46	36.18	37.99
5 MH Clinician II	29.27	30.73	32.27	33.88	35.57
2 Staff Serv Coordinator	29.20	30.66	32.19	33.80	35.49
1 Staff Serv Analyst	24.05	25.25	26.51	27.84	29.23
2 Supv Acct Admin Clerk II	21.88	22.97	24.12	25.33	26.60
1 LVN II	20.83	21.87	22.96	24.11	25.32
1 Supv Acct Admin Clerk I	19.87	20.86	21.90	23.00	24.15
5 Staff Serv Tech	19.05	20.00	21.00	22.05	23.15
1 Account Clerk III	17.30	18.17	19.08	20.03	21.03
7 Community Health Work III	17.12	17.98	18.88	19.82	20.81
5 Med Records Clerk	16.79	17.63	18.51	19.44	20.41
4 Admin Clerk III	16.58	17.41	18.28	19.19	20.15
1 Orthopedic Asst	16.53	17.36	18.23	19.14	20.10
4 Pharmacy Tech	15.43	16.20	17.01	17.86	18.75
50 Nursing Asst	14.67	15.40	16.17	16.98	17.83
68 Admin Clerk II	14.67	15.40	16.17	16.98	17.83
4 Community Health Work II	14.49	15.21	15.97	16.77	17.61
1 Therapist Aid	13.04	13.69	14.37	15.09	15.84

199 * BUDGET UNIT TOTAL *

INDIGENT HEALTH CARE PROGRAM

1 Manager III	31.03	---	38.79	---	46.55
1 Staff Nurse III	33.26	34.92	36.67	38.50	40.43
2 Staff Nurse II	31.26	32.82	34.46	36.18	37.99
1 Family Services Supervisor	26.05	27.35	28.72	30.16	31.67
2 Staff Serv Analyst	24.05	25.25	26.51	27.84	29.23
1 Supv Acct Admin Clerk I	19.87	20.86	21.90	23.00	24.15
2 Staff Serv Tech	19.05	20.00	21.00	22.05	23.15
1 Admin Secretary	18.58	19.51	20.49	21.51	22.59
9 Family Services Specialist II	18.27	19.18	20.14	21.15	22.21
5 Account Clerk III	17.30	18.17	19.08	20.03	21.03
3 Account Clerk II	15.31	16.08	16.88	17.72	18.61
6 Admin Clerk II	14.67	15.40	16.17	16.98	17.83

34 * BUDGET UNIT TOTAL *

STANISLAUS COUNTY
DEPARTMENT POSITION ALLOCATION REPORT
as of July 14, 2012

STEP 1	STEP 2	STEP 3	STEP 4	STEP 5
MIN	---	MID	---	MAX
---	---	FLAT	---	---

HEALTH SERVICES AGENCY (Continued)

PUBLIC HEALTH

1	Public Health Officer	75.41	---	94.26	---	113.11
1	Assoc Director	43.94	---	54.92	---	65.90
2	Manager III	31.03	---	38.79	---	46.55
5	Manager II	27.45	---	34.31	---	41.17
6	Public Health Nurse III	34.99	36.74	38.58	40.51	42.54
3	Clinical Lab Scientist III	34.07	35.77	37.56	39.44	41.41
31	Public Health Nurse II	33.31	34.98	36.73	38.57	40.50
1	Staff Nurse III	33.26	34.92	36.67	38.50	40.43
3	Staff Nurse II	31.26	32.82	34.46	36.18	37.99
1	Phys/Occupational Therapist III	30.78	32.32	33.94	35.64	37.42
2	Epidemiologist	30.78	32.32	33.94	35.64	37.42
4	Staff Serv Coordinator	29.20	30.66	32.19	33.80	35.49
5	Phys/Occupational Therapist II	28.66	30.09	31.59	33.17	34.83
2	Social Worker IV	26.34	27.66	29.04	30.49	32.01
5	Health Educator	24.20	25.41	26.68	28.01	29.41
3	Staff Serv Analyst	24.05	25.25	26.51	27.84	29.23
9	Pub Hlth Nutritionist II	23.88	25.07	26.32	27.64	29.02
2	Med Investigator	23.79	24.98	26.23	27.54	28.92
6	Staff Serv Tech	19.05	20.00	21.00	22.05	23.15
1	Account Clerk III	17.30	18.17	19.08	20.03	21.03
9	Community Health Work III	17.12	17.98	18.88	19.82	20.81
11	Admin Clerk III	16.58	17.41	18.28	19.19	20.15
1	Clinical Lab Asst II	15.91	16.71	17.55	18.43	19.35
1	Account Clerk II	15.31	16.08	16.88	17.72	18.61
15	Admin Clerk II	14.67	15.40	16.17	16.98	17.83
24	Community Health Work II	14.49	15.21	15.97	16.77	17.61
3	Therapist Aid	13.04	13.69	14.37	15.09	15.84

157 * BUDGET UNIT TOTAL *

473 ** DEPARTMENT TOTAL **

LAW LIBRARY

LAW LIBRARY

1	Confidential Assistant IV	20.70	---	25.87	---	31.04
1	Library Asst II	15.98	16.78	17.62	18.50	19.43

2 * BUDGET UNIT TOTAL *

2 ** DEPARTMENT TOTAL **

LIBRARY

LIBRARY

1	County Librarian	43.94	---	54.92	---	65.90
1	Manager III	31.03	---	38.79	---	46.55
3	Manager II	27.45	---	34.31	---	41.17

STANISLAUS COUNTY
DEPARTMENT POSITION ALLOCATION REPORT
as of July 14, 2012

STEP 1	STEP 2	STEP 3	STEP 4	STEP 5
MIN	---	MID	---	MAX
---	---	FLAT	---	---

LIBRARY (Continued)

LIBRARY (Continued)

1	Confidential Assistant IV	20.70	---	25.87	---	31.04
1	Systems Engineer II	33.23	34.89	36.63	38.46	40.38
3	Librarian III	27.04	28.39	29.81	31.30	32.87
1	Clerical Division Supv	26.44	27.76	29.15	30.61	32.14
1	Accountant II	25.91	27.21	28.57	30.00	31.50
2	Application Specialist II	24.37	25.59	26.87	28.21	29.62
11	Librarian II	23.85	25.04	26.29	27.60	28.98
1	Storekeeper II	18.16	19.07	20.02	21.02	22.07
1	Account Clerk III	17.30	18.17	19.08	20.03	21.03
23	Library Asst II	15.98	16.78	17.62	18.50	19.43
1	Admin Clerk II	14.67	15.40	16.17	16.98	17.83
18	Admin Clerk I	14.20	14.91	15.66	16.44	17.26
<hr/>						
69	* BUDGET UNIT TOTAL *					

69 **** DEPARTMENT TOTAL ****

LOCAL AGENCY FORMATION COMM.

LOCAL AGENCY FORMATION COMM

1	Manager IV	35.08	---	43.85	---	52.62
1	Manager II	27.45	---	34.31	---	41.17
1	Confidential Assistant IV	20.70	---	25.87	---	31.04
<hr/>						
3	* BUDGET UNIT TOTAL *					

3 **** DEPARTMENT TOTAL ****

PARKS & RECREATION

PARKS & RECREATION

3	Manager I	24.45	---	30.56	---	36.67
1	Park Supv	21.93	23.03	24.18	25.39	26.66
10	Park Mntc Worker III	19.47	20.44	21.46	22.53	23.66
6	Park Mntc Worker II	18.08	18.98	19.93	20.93	21.98
<hr/>						
20	* BUDGET UNIT TOTAL *					

20 **** DEPARTMENT TOTAL ****

PLANNING & COMMUNITY DEVELOP

BUILDING PERMITS

1	Manager IV	35.08	---	43.85	---	52.62
1	Supv Building Inspector	31.03	---	38.79	---	46.55
1	Building Inspector III	31.13	32.69	34.32	36.04	37.84
2	Plan Check Engineer	31.13	32.69	34.32	36.04	37.84

STANISLAUS COUNTY
DEPARTMENT POSITION ALLOCATION REPORT
as of July 14, 2012

STEP 1	STEP 2	STEP 3	STEP 4	STEP 5
MIN	---	MID	---	MAX
---	---	FLAT	---	---

PLANNING & COMMUNITY DEVELOP (Continued)

BUILDING PERMITS (Continued)

1	Staff Serv Coordinator	29.20	30.66	32.19	33.80	35.49
4	Building Inspector II	28.31	29.73	31.22	32.78	34.42
1	Account Clerk III	17.30	18.17	19.08	20.03	21.03
1	Admin Clerk III	16.58	17.41	18.28	19.19	20.15
1	Admin Clerk II	14.67	15.40	16.17	16.98	17.83
<hr/>						
13	* BUDGET UNIT TOTAL *					

PLANNING

1	Dir Of Plan & Comm Devel	55.36	---	69.20	---	83.04
1	Asst Director	38.98	---	48.73	---	58.48
1	Manager IV	35.08	---	43.85	---	52.62
1	Manager III	31.03	---	38.79	---	46.55
1	Manager II	27.45	---	34.31	---	41.17
1	Confidential Assistant IV	20.70	---	25.87	---	31.04
1	Plan Check Engineer	31.13	32.69	34.32	36.04	37.84
1	Application Specialist III	28.72	30.16	31.67	33.25	34.91
6	Assoc Planner	28.57	30.00	31.50	33.08	34.73
2	Staff Serv Tech	19.05	20.00	21.00	22.05	23.15
<hr/>						
16	* BUDGET UNIT TOTAL *					

29 **** DEPARTMENT TOTAL ****

PROBATION

ADMINISTRATION

1	Chief Probation Offcr	55.36	---	69.20	---	83.04
1	Asst Chief Probation Officer	43.94	---	54.92	---	65.90
3	Manager III	31.03	---	38.79	---	46.55
1	Confidential Assistant IV	20.70	---	25.87	---	31.04
2	Confidential Assistant III	17.23	---	21.54	---	25.85
2	Systems Engineer II	33.23	34.89	36.63	38.46	40.38
1	Software Developer/Analyst III	33.23	34.89	36.63	38.46	40.38
1	Accountant II	25.91	27.21	28.57	30.00	31.50
1	Staff Serv Analyst	24.05	25.25	26.51	27.84	29.23
1	Systems Technician II	21.29	22.35	23.47	24.64	25.87
1	Accountant I	20.27	21.28	22.34	23.46	24.63
1	Account Clerk III	17.30	18.17	19.08	20.03	21.03
1	Account Clerk II	15.31	16.08	16.88	17.72	18.61
<hr/>						
17	* BUDGET UNIT TOTAL *					

FIELD SERVICES

1	Manager IV - Safety	35.08	---	43.85	---	52.62
12	Supv Prob Offcr	28.55	29.98	31.48	33.05	34.70
13	Deputy Prob Offcr III	25.13	26.39	27.71	29.10	30.56
73	Deputy Prob Offcr II	22.52	23.65	24.83	26.07	27.37
3	Supv Legal Clerk II	21.88	22.97	24.12	25.33	26.60

STANISLAUS COUNTY
DEPARTMENT POSITION ALLOCATION REPORT
as of July 14, 2012

STEP 1	STEP 2	STEP 3	STEP 4	STEP 5
MIN	---	MID	---	MAX
---	---	FLAT	---	---

PROBATION (Continued)

FIELD SERVICES (Continued)

3	Legal Clerk IV	18.10	19.01	19.96	20.96	22.01
26	Legal Clerk III	16.58	17.41	18.28	19.19	20.15
<hr/>						
131	* BUDGET UNIT TOTAL *					

INSTITUTIONAL SERVICES

1	Manager IV - Safety	35.08	---	43.85	---	52.62
1	Confidential Assistant III	17.23	---	21.54	---	25.85
7	Supv Probation Correction Ofcr	24.68	25.91	27.21	28.57	30.00
16	Probation Corrections Offc III	21.07	22.12	23.23	24.39	25.61
60	Probation Corrections Offc II	18.51	19.44	20.41	21.43	22.50
1	Legal Clerk III	16.58	17.41	18.28	19.19	20.15
1	Stock/Delivery Clerk II	14.32	15.04	15.79	16.58	17.41
<hr/>						
87	* BUDGET UNIT TOTAL *					

JJCPA

1	Manager IV - Safety	35.08	---	43.85	---	52.62
2	Supv Prob Ofcfr	28.55	29.98	31.48	33.05	34.70
1	Deputy Prob Ofcfr III	25.13	26.39	27.71	29.10	30.56
5	Deputy Prob Ofcfr II	22.52	23.65	24.83	26.07	27.37
1	Probation Corrections Offc III	21.07	22.12	23.23	24.39	25.61
1	Probation Corrections Offc II	18.51	19.44	20.41	21.43	22.50
<hr/>						
11	* BUDGET UNIT TOTAL *					

YOBG

1	Deputy Prob Ofcfr II	22.52	23.65	24.83	26.07	27.37
<hr/>						
1	* BUDGET UNIT TOTAL *					

247 ** DEPARTMENT TOTAL **

PUBLIC DEFENDER

PUBLIC DEFENDER

1	Public Defender	61.66	---	77.07	---	92.48
2	Chief Dep Public Defender	47.01	---	58.76	---	70.51
1	Confidential Assistant IV	20.70	---	25.87	---	31.04
23	Attorney V	49.88	52.37	54.99	57.74	60.63
1	Special Investigator III	29.52	31.00	32.55	34.18	35.89
1	Paralegal III	23.47	24.64	25.87	27.16	28.52
5	Legal Clerk IV	18.10	19.01	19.96	20.96	22.01
3	Legal Clerk III	16.58	17.41	18.28	19.19	20.15
<hr/>						
37	* BUDGET UNIT TOTAL *					

37 ** DEPARTMENT TOTAL **

STANISLAUS COUNTY
DEPARTMENT POSITION ALLOCATION REPORT
as of July 14, 2012

	STEP 1 MIN ---	STEP 2 ---	STEP 3 MID FLAT	STEP 4 ---	STEP 5 MAX ---
PUBLIC WORKS					
ADMINISTRATION					
1 Dir Of Public Works	61.66	---	77.07	---	92.48
1 Deputy Dir Public Works	43.94	---	54.92	---	65.90
1 Manager IV	35.08	---	43.85	---	52.62
1 Manager III	31.03	---	38.79	---	46.55
1 Confidential Assistant IV	20.70	---	25.87	---	31.04
1 Confidential Assistant III	17.23	---	21.54	---	25.85
1 Software Developer/Analyst III	33.23	34.89	36.63	38.46	40.38
1 Staff Serv Analyst	24.05	25.25	26.51	27.84	29.23
1 Accounting Tech	18.98	19.93	20.93	21.98	23.08
1 Account Clerk III	17.30	18.17	19.08	20.03	21.03
1 Admin Clerk III	16.58	17.41	18.28	19.19	20.15
11	* BUDGET UNIT TOTAL *				
ENGINEERING					
2 Sr Civil Engineer	38.98	---	48.73	---	58.48
6 Assoc Civil Eng/Assoc Surveyor	37.64	39.52	41.50	43.58	45.76
7 Asst Engineer/Surveyor	32.09	33.69	35.37	37.14	39.00
1 Staff Serv Coordinator	29.20	30.66	32.19	33.80	35.49
6 Sr Engineering/Surveying Tech	28.00	29.40	30.87	32.41	34.03
1 Staff Serv Analyst	24.05	25.25	26.51	27.84	29.23
2 Engineering Technician	23.90	25.10	26.36	27.68	29.06
1 Engineering Aid II	19.65	20.63	21.66	22.74	23.88
1 Admin Secretary	18.58	19.51	20.49	21.51	22.59
27	* BUDGET UNIT TOTAL *				
LOCAL TRANSIT SYSTEM					
1 Manager III	31.03	---	38.79	---	46.55
1 Staff Serv Coordinator	29.20	30.66	32.19	33.80	35.49
1 Assoc Planner	28.57	30.00	31.50	33.08	34.73
3	* BUDGET UNIT TOTAL *				
MORGAN SHOP					
1 Manager III	31.03	---	38.79	---	46.55
1 Staff Serv Analyst	24.05	25.25	26.51	27.84	29.23
1 Lead Equip Mechanic	22.98	24.13	25.34	26.61	27.94
5 Heavy Equip Mechanic	22.74	23.88	25.07	26.32	27.64
8	* BUDGET UNIT TOTAL *				
ROAD & BRIDGE					
1 Manager IV	35.08	---	43.85	---	52.62
1 Accountant III	28.48	29.90	31.40	32.97	34.62
3 Road Supv	26.02	27.32	28.69	30.12	31.63
9 Sr Road Mntc Worker	23.36	24.53	25.76	27.05	28.40
42 Road Mntc Worker III	20.71	21.75	22.84	23.98	25.18
1 Account Clerk III	17.30	18.17	19.08	20.03	21.03

STANISLAUS COUNTY
DEPARTMENT POSITION ALLOCATION REPORT
as of July 14, 2012

STEP 1	STEP 2	STEP 3	STEP 4	STEP 5
MIN	---	MID	---	MAX
---	---	FLAT	---	---

PUBLIC WORKS (Continued)

ROAD & BRIDGE (Continued)

57	* BUDGET UNIT TOTAL *
<hr/>	
106	** DEPARTMENT TOTAL **

RETIREMENT BOARD

RETIREMENT

1	Retirement Administrator	48.08	---	60.10	---	72.12
2	Manager III	31.03	---	38.79	---	46.55
1	Manager II	27.45	---	34.31	---	41.17
1	Confidential Assistant V	24.66	---	30.82	---	36.98
4	Confidential Assistant IV	20.70	---	25.87	---	31.04
2	Confidential Assistant III	17.23	---	21.54	---	25.85
1	Attorney V	49.88	52.37	54.99	57.74	60.63
1	Software Developer/Analyst III	33.23	34.89	36.63	38.46	40.38
<hr/>						
13	* BUDGET UNIT TOTAL *					
<hr/>						
13	** DEPARTMENT TOTAL **					

SHERIFF

ADMINISTRATION

1	Sheriff	---	---	87.23	---	---
1	Undersheriff	50.31	---	62.89	---	75.47
1	Manager IV	35.08	---	43.85	---	52.62
1	Confidential Assistant V	24.66	---	30.82	---	36.98
1	Confidential Assistant IV	20.70	---	25.87	---	31.04
3	Confidential Assistant II	15.29	---	19.11	---	22.93
1	Sr Systems Engineer	38.45	40.37	42.39	44.51	46.74
1	Sr Software Developer/Analyst	38.45	40.37	42.39	44.51	46.74
1	Lieutenant	33.88	---	42.35	---	50.82
1	Systems Engineer II	33.23	34.89	36.63	38.46	40.38
1	Software Developer/Analyst III	33.23	34.89	36.63	38.46	40.38
1	Sergeant	28.84	30.28	31.79	33.38	35.05
2	Accountant III	28.48	29.90	31.40	32.97	34.62
3	Application Specialist II	24.37	25.59	26.87	28.21	29.62
2	Deputy Sheriff	24.36	25.58	26.86	28.20	29.61
2	Accounting Tech	18.98	19.93	20.93	21.98	23.08
1	Admin Secretary	18.58	19.51	20.49	21.51	22.59
2	Account Clerk III	17.30	18.17	19.08	20.03	21.03
<hr/>						
26	* BUDGET UNIT TOTAL *					

CAL-MMET PROGRAM

1	Sergeant	28.84	30.28	31.79	33.38	35.05
2	Deputy Sheriff	24.36	25.58	26.86	28.20	29.61

STANISLAUS COUNTY
DEPARTMENT POSITION ALLOCATION REPORT
as of July 14, 2012

STEP 1	STEP 2	STEP 3	STEP 4	STEP 5
MIN	---	MID	---	MAX
---	---	FLAT	---	---

SHERIFF (Continued)

CAL-MMET PROGRAM (Continued)

3 * BUDGET UNIT TOTAL *

CAL ID PROGRAM

1	Systems Technician I	18.25	19.16	20.12	21.13	22.19
---	----------------------	-------	-------	-------	-------	-------

1 * BUDGET UNIT TOTAL *

CONTRACT CITIES

3	Lieutenant	33.88	---	42.35	---	50.82
5	Sergeant	28.84	30.28	31.79	33.38	35.05
47	Deputy Sheriff	24.36	25.58	26.86	28.20	29.61
1	Supv Legal Clerk II	21.88	22.97	24.12	25.33	26.60
2	Legal Clerk IV	18.10	19.01	19.96	20.96	22.01
2	Community Serv Offcr	17.58	18.46	19.38	20.35	21.37
5	Legal Clerk III	16.58	17.41	18.28	19.19	20.15

65 * BUDGET UNIT TOTAL *

COURT SECURITY

3	Sergeant	28.84	30.28	31.79	33.38	35.05
16	Deputy Sheriff	24.36	25.58	26.86	28.20	29.61
14	Deputy Sheriff-Custodial	21.91	23.01	24.16	25.37	26.64
6	Security Officer	15.94	16.74	17.58	18.46	19.38

39 * BUDGET UNIT TOTAL *

DETENTION

1	Captain	43.94	---	54.92	---	65.90
1	Lieutenant	33.88	---	42.35	---	50.82
4	Custodial Lieutenant	31.48	---	39.35	---	47.22
1	Sergeant	28.84	30.28	31.79	33.38	35.05
20	Sergeant-Custodial	26.34	27.66	29.04	30.49	32.01
7	Deputy Sheriff	24.36	25.58	26.86	28.20	29.61
185	Deputy Sheriff-Custodial	21.91	23.01	24.16	25.37	26.64
1	Supv Legal Clerk II	21.88	22.97	24.12	25.33	26.60
2	Admin Secretary	18.58	19.51	20.49	21.51	22.59
1	Supv Custodial Cook	18.45	19.37	20.34	21.36	22.43
1	Storekeeper II	18.16	19.07	20.02	21.02	22.07
4	Legal Clerk IV	18.10	19.01	19.96	20.96	22.01
1	Account Clerk III	17.30	18.17	19.08	20.03	21.03
8	Custodial Cook	16.78	17.62	18.50	19.43	20.40
24	Legal Clerk III	16.58	17.41	18.28	19.19	20.15
2	Account Clerk II	15.31	16.08	16.88	17.72	18.61
1	Stock/Delivery Clerk II	14.32	15.04	15.79	16.58	17.41
3	Asst Cook II	12.68	13.31	13.98	14.68	15.41

267 * BUDGET UNIT TOTAL *

STANISLAUS COUNTY
DEPARTMENT POSITION ALLOCATION REPORT
as of July 14, 2012

STEP 1	STEP 2	STEP 3	STEP 4	STEP 5
MIN	---	MID	---	MAX
---	---	FLAT	---	---

SHERIFF (Continued)

INMATE WELFARE

1	Account Clerk III	17.30	18.17	19.08	20.03	21.03
2	Stock/Delivery Clerk II	14.32	15.04	15.79	16.58	17.41
<hr/>						
3	* BUDGET UNIT TOTAL *					

OPERATIONS

1	Forensic Pathologist	120.36	---	150.45	---	180.54
1	Captain	43.94	---	54.92	---	65.90
1	Manager II	27.45	---	34.31	---	41.17
4	Lieutenant	33.88	---	42.35	---	50.82
12	Sergeant	28.84	30.28	31.79	33.38	35.05
1	Supv Public Administrator	24.66	25.89	27.18	28.54	29.97
81	Deputy Sheriff	24.36	25.58	26.86	28.20	29.61
5	Supv Legal Clerk II	21.88	22.97	24.12	25.33	26.60
4	Crime Analyst Tech	19.83	20.82	21.86	22.95	24.10
5	Legal Clerk IV	18.10	19.01	19.96	20.96	22.01
3	Community Serv Offcr	17.58	18.46	19.38	20.35	21.37
1	Equipment Serv Tech	17.20	18.06	18.96	19.91	20.91
22	Legal Clerk III	16.58	17.41	18.28	19.19	20.15
1	Stock/Delivery Clerk II	14.32	15.04	15.79	16.58	17.41
<hr/>						
142	* BUDGET UNIT TOTAL *					

VEHICLE THEFT

1	Deputy Sheriff	24.36	25.58	26.86	28.20	29.61
<hr/>						
1	* BUDGET UNIT TOTAL *					

547 **** DEPARTMENT TOTAL ****

STANISLAUS REGIONAL 911

STANISLAUS REGIONAL 911

4	Manager III	31.03	---	38.79	---	46.55
1	Manager I	24.45	---	30.56	---	36.67
1	Confidential Assistant IV	20.70	---	25.87	---	31.04
1	Lieutenant	33.88	---	42.35	---	50.82
3	Systems Engineer II	33.23	34.89	36.63	38.46	40.38
1	Software Developer/Analyst III	33.23	34.89	36.63	38.46	40.38
2	Application Specialist II	24.37	25.59	26.87	28.21	29.62
36	Emergency Dispatcher	21.02	22.07	23.17	24.33	25.55
3	Emer Call Taker	19.08	20.03	21.03	22.08	23.18
1	Account Clerk III	17.30	18.17	19.08	20.03	21.03
<hr/>						
53	* BUDGET UNIT TOTAL *					

53 **** DEPARTMENT TOTAL ****

STANISLAUS COUNTY
DEPARTMENT POSITION ALLOCATION REPORT
as of July 14, 2012

STEP 1	STEP 2	STEP 3	STEP 4	STEP 5
MIN	---	MID	---	MAX
---	---	FLAT	---	---

STRATEGIC BUSINESS TECHNOLOGY

SBT TELECOMMUNICATIONS

2	Systems Engineer II	33.23	34.89	36.63	38.46	40.38
2	* BUDGET UNIT TOTAL *					

STRATEGIC BUSINESS TECHNOLOGY

1	Director of SBT	43.94	---	54.92	---	65.90
2	Manager IV	35.08	---	43.85	---	52.62
3	Sr Systems Engineer	38.45	40.37	42.39	44.51	46.74
1	Sr Software Developer/Analyst	38.45	40.37	42.39	44.51	46.74
4	Systems Engineer II	33.23	34.89	36.63	38.46	40.38
3	Software Developer/Analyst III	33.23	34.89	36.63	38.46	40.38
1	Software Developer II	28.72	30.16	31.67	33.25	34.91
6	Application Specialist III	28.72	30.16	31.67	33.25	34.91
21	* BUDGET UNIT TOTAL *					
<hr/>						
23	** DEPARTMENT TOTAL **					

TREASURER

REVENUE RECOVERY

1	Manager II	27.45	---	34.31	---	41.17
1	Sr Collector	22.91	24.06	25.26	26.52	27.85
2	Accountant I	20.27	21.28	22.34	23.46	24.63
5	Collector	19.33	20.30	21.32	22.39	23.51
7	Account Clerk III	17.30	18.17	19.08	20.03	21.03
16	* BUDGET UNIT TOTAL *					

TAX COLLECTOR

1	Treasurer-Tax Collector	---	---	67.04	---	---
1	Manager III	31.03	---	38.79	---	46.55
1	Confidential Assistant IV	20.70	---	25.87	---	31.04
1	Accountant II	25.91	27.21	28.57	30.00	31.50
1	Accountant I	20.27	21.28	22.34	23.46	24.63
2	Accounting Tech	18.98	19.93	20.93	21.98	23.08
4	Account Clerk III	17.30	18.17	19.08	20.03	21.03
11	* BUDGET UNIT TOTAL *					

TREASURY

1	Manager II	27.45	---	34.31	---	41.17
1	Accountant I	20.27	21.28	22.34	23.46	24.63
2	Account Clerk III	17.30	18.17	19.08	20.03	21.03
4	* BUDGET UNIT TOTAL *					
<hr/>						
31	** DEPARTMENT TOTAL **					

3,736 ***** STANISLAUS COUNTY TOTAL *****

End of Report

**Unfunded Vacant Positions
As of July 14, 2012**

Department	Budget Unit	# of Positions	Classification
Aging & Veterans Services	Veterans' Services	1	Admin Clerk II
	Subtotal	1	
Agricultural Commissioner	Agricultural Commissioner	1	Ag/Weights&Meas Insp III
		1	Accountant I
	Subtotal	2	
Alliance WorkNet	Alliance WorkNet	1	Staff Serv Analyst
		1	Family Services Supervisor
		1	Admin Clerk II
		1	Accountant III
	Subtotal	4	
Animal Services	Animal Services	1	Manager II
		2	Animal Serv Offcr II
		2	Animal Care Spec I
		1	Admin Clerk III
		1	Animal Care Spec II
	Subtotal	7	
Assessor	Assessor	1	Auditor-Appraiser III
		1	Appraiser Tech
		1	Account Clerk III
	Subtotal	3	
Auditor Controller	Auditor Controller	1	Sr Application Specialist
		2	Manager IV
		1	Manager II
		1	Confidential Assistant V
		1	Confidential Assistant III
		1	Accounting Tech
		1	Accounting Supv
		3	Accountant III
		1	Accountant I
		2	Account Clerk III
		Subtotal	14
Behavioral Health & Recov Svs	Behavioral Health Services	1	Confidential Assistant IV
		1	Admin Clerk III
		1	Accountant II
	Mental Health Services Act	1	Clinical Psychologist
		1	Behavioral Health Advocate
	Stanislaus Recovery Center	8	Clinical Serv Tech II
	Subtotal	13	
Chief Executive Office	County Fire Service Fund	1	Staff Serv Tech
		1	Fire Prevention Specialist II
	Office of Emergency Services	1	Manager II
		1	Deputy Fire Warden/Dep Dir OES
	Operations and Services	2	Manager IV
		3	Manager III

**Unfunded Vacant Positions
As of July 14, 2012**

Department	Budget Unit	# of Positions	Classification
Chief Executive Office	Operations and Services	3	Deputy Exec Offcr
		1	Confidential Assistant IV
		1	Chief Information Officer
	Risk Management	2	Manager II
		1	Confidential Assistant IV
		1	Confidential Assistant III
		2	Confidential Assistant II
		1	Confidential Assistant I
	Subtotal		21
Child Support Services	Child Support Services	1	Legal Clerk IV
		2	Legal Clerk III
	Subtotal		3
Clerk/Recorder	Elections Division	2	Staff Serv Tech
	Recorder Division	2	Legal Clerk III
	Subtotal		4
County Counsel	County Counsel	1	Deputy County Counsel V
		1	Confidential Assistant IV
		1	Confidential Assistant II
	Subtotal		3
District Attorney	Auto Insurance Fraud	1	Attorney V
	Criminal Division	1	Supv Legal Clerk II
		1	Sr CrmnI Investigator
		1	Paralegal III
		3	Legal Clerk III
		3	Criminal Investigator II
		1	Chief Dep District Attny
		9	Attorney V
		Subtotal	
Environmental Resources	DER Landfills	1	Manager III
		2	Landfill Equip Oper II
	Environmental Resources	1	Sr Resource Management Spec
		1	Sr Hazard Material Spec
		2	Sr Env Health Spec
		1	Milk & Dairy Inspector II
		2	Manager II
		1	Env Health Spec III
		1	Confidential Assistant III
		1	Assoc Civil Engineer
		1	Admin Secretary
		1	Admin Clerk III
		1	Accountant II
Subtotal		16	
General Services Agency	Central Services Division	1	Sr Buyer
		1	Manager III
	Facilities Maintenance	3	Housekeeper/Custodian

**Unfunded Vacant Positions
As of July 14, 2012**

Department	Budget Unit	# of Positions	Classification	
General Services Agency	Facilities Maintenance	1	Building Serv Supv	
	Fleet Services Division	1	Storekeeper I	
		1	Lead Equip Mechanic	
		1	Equipment Mechanic	
	Subtotal	9		
Health Services Agency	Administration	1	Sr Custodian	
		1	Manager I	
		1	Accountant I	
	Clinics & Ancillary Services		2	Staff Nurse III
			3	Staff Nurse II
			1	Sr Physician Asst
			5	Sr Nurse Practitioner
			1	Phys/Occupational Therapist II
			2	Nursing Asst
			1	Family Practice Physician
			1	Community Health Work II
			1	Admin Clerk III
			1	Admin Clerk I
	Indigent Health Care Program Public Health		1	Staff Serv Coordinator
			1	Staff Serv Tech
			1	Sr Nurse Practitioner
			3	Public Health Nurse III
			10	Public Health Nurse II
			1	Phys/Occupational Therapist II
			3	Health Educator
			4	Community Health Work III
			1	Asst Public Health Officer
			1	Asst Director
	1	Admin Secretary		
	1	Admin Clerk III		
	7	Admin Clerk II		
	Subtotal	56		
Library	Library	1	Manager IV	
		4	Library Asst II	
		2	Librarian III	
		3	Librarian II	
		1	Application Specialist II	
		2	Admin Clerk I	
	Subtotal	13		
Parks & Recreation	Parks & Recreation	7	Park Mntc Worker II	
		1	Manager III	
		1	Deputy Director Of Parks	
		1	Account Clerk III	
	Subtotal	10		
Planning & Community Develop	Building Permits	2	Admin Clerk III	

**Unfunded Vacant Positions
As of July 14, 2012**

Department	Budget Unit	# of Positions	Classification
Planning & Community Develop	Planning	3	Manager III
		2	Admin Clerk III
	Redevelopment	1	Assoc Planner
	Special Revenue Grants	1	Assoc Planner
	Subtotal	9	
Probation	Administration	1	Manager II
		2	Accounting Tech
	Field Services	1	Deputy Prob Offcr II
	Institutional Services	4	Probation Corrections Offc II
		1	Confidential Assistant II
	JJCPA	1	Probation Corrections Offc III
	5	Probation Corrections Offc II	
	Subtotal	15	
Public Defender	Public Defender	1	Special Investigator II
		1	Legal Clerk III
		5	Attorney V
	Subtotal	7	
Public Works	Administration	1	Software Developer/Analyst III
	Engineering	1	Sr Engineering/Surveying Tech
		2	Sr Engineering Tech
	Morgan Shop	1	Heavy Equip Mechanic
	Road & Bridge	2	Road Supv
		2	Road Mntc Worker III
		1	Admin Clerk III
	Subtotal	10	
Sheriff	Administration	1	Staff Serv Coordinator
	CAL-MMET Program	1	Legal Clerk III
	Inmate Welfare	1	Storekeeper II
	Subtotal	3	
Stanislaus Regional 911	Stanislaus Regional 911	1	Manager IV
		6	Emergency Dispatcher
		3	Emer Call Taker
	Subtotal	10	
Strategic Business Technology	SBT Telecommunications	1	Systems Engineer II
	Strategic Business Technology	1	Sr Software Developer/Analyst
	Subtotal	2	
Treasurer	Revenue Recovery	2	Account Clerk III
	Tax Collector	1	Software Developer/Analyst III
		2	Account Clerk III
	Subtotal	5	
	GRAND TOTAL	260	



Special Districts



SPECIAL DISTRICTS UNDER THE BOARD OF SUPERVISORS

Special Districts are a form of government created by a local community to meet a specific need. Most only provide a single service. Special Districts are distinguished by four common characteristics:

- ◆ Are a form of government;
- ◆ Governed by a board;
- ◆ Provide services and facilities; and
- ◆ Have defined boundaries.

Only those residents who benefit from services provided by a Special District pay for them. Certain types of Special Districts require that the City Council or County Supervisors serve as their governing boards. Nevertheless, Special Districts remain separate local governments.

Included in this budget document is a schedule of the 2012-2013 Proposed Budget for Special Districts governed by the Board of Supervisors, whose funds are maintained in the County Treasury. They are identified by type—County Service Area, Lighting, Lighting and Landscape, and Storm Drain.

County Service Area

A County Service Area (CSA) may be established to provide any one or more of a variety of extended services within a particular area. At the time the CSA is established, the Board of Supervisors specifies the type or types of services proposed to be provided within the area. CSAs in Stanislaus County typically provide drainage control and landscaping. These Districts provide for:

- a) The control of storm water, including waters which arise outside the District and which flow or drain into or through the District;
- b) The protection from damage by storm of private and public property within the District; and
- c) The maintenance of landscaping associated with drainage basins and/or park facilities within the District.

Storm Drain

The Board of Supervisors may create and govern a Storm Drain Maintenance District to do the following work: cleaning, repairing, renewal, replacement, widening or straightening of existing storm drain structures, watercourses or drainage channels, and the installation of adjoining structures when necessary for the adequate functioning of such drainage facilities. The District may also construct additional storm drain channels or structures and maintain the same whenever necessary to provide proper and adequate drainage of the surface water.

Lighting and Landscape

Each Lighting and/or Landscape District funds specific improvements and/or services that include the maintenance and operation of lighting and/or landscape improvements and associated structures located within public right-of-ways and dedicated easements.

FINANCIAL SUMMARY

Special District funds can only be used for the purpose for which they were collected. Districts receive revenue from property taxes and/or special assessments. A District levying a tax rate and receiving ad valorem taxes prior to the passage of Proposition 13 now receives a portion of the 1% levy.

With the passage of Proposition 13, the amount of property taxes received by Districts was restricted. To fund expenses, a direct assessment was authorized by the Board of Supervisors. In addition, in November 1996, California voters approved Proposition 218, which requires that an increase not governed by a voter approved formula or new assessment can only become effective through a ballot procedure approved by a simple majority.

County Service Areas

There are a total of 19 County Service Areas (CSA). The total budgeted amount for all the CSAs in Budget Year 2012-2013 is \$796,892. This Proposed Budget is funded by \$695,108 in revenue and \$101,784 in fund balance. Fund balances in all of the CSA's are projected to be positive at June 30, 2012 and remain positive through June 30, 2013.

Storm Drain Districts

There are a total of 7 Storm Drain Districts. The total budgeted amount for all Storm Drain Districts in Budget Year 2012-2013 is \$606,096. This Proposed Budget is funded by \$56,962 in revenue and \$549,134 in fund balance. Due to the type of service provided and the potential for significant expenditures in a severe winter, all available resources are typically budgeted.

Lighting and/or Landscape Districts

The largest number of Districts, 37, is the Lighting and/or Landscape Districts. The total budgeted amount for all Landscape and/or Lighting Districts for Budget Year 2012-2013 is \$548,022. This Proposed Budget is funded by \$532,938 in revenue and \$15,084 in fund balance.

Lighting Districts continue to experience loss due to several hit and run collisions with streetlight poles, vandalism and theft. These costs are borne by the lighting district in addition to regular maintenance and operations. This can result in significant fluctuation of needed assessments. In order to smooth out assessments, a contingency reserve has been, or will be, implemented. Department maintenance staff have also implemented measures to reduce instances of vandalism and theft.

North McHenry Lighting District is anticipated to have a negative cash balance of \$23,016 on June 30, 2012. The assessment for this district is fixed and cannot be increased without property owner approval. A ballot procedure was conducted in Fiscal Year 2010-2011, and an increase was not approved. Therefore, roughly 60% of the lights within the lighting district were turned off. These will remain off until the deficit is recovered. At that time, the funding and expenditures will be evaluated to determine how many of the lights can be re-energized. The projected time period to bring the cash balance positive is five years.

Three other lighting districts are projected to have a negative fund balance on June 30, 2012. These are Country Club B (\$371), Golden State (\$2,214), and Schwartz-Baize (\$71). Deficits were the result of insufficient revenues, prior year expenses, and unanticipated expenditures. The assessments for Budget Year 2012-2013 have been adjusted to ensure that fund balance will be positive by June 30, 2013.

Del Rio Heights Landscape Assessment District is anticipated to have a negative cash balance of \$985 on June 30, 2012. This is an improvement from the deficit of a negative balance of \$4,260 on June 30, 2011. The negative fund balance is due to the lack of assessment revenue from 2005 to 2010. In Fiscal Year 2011-2012 the assessment was re-established to begin re-building the District's fund balance. The district is anticipated to have a negative cash balance of \$237 by June 30, 2013.

Shackelford Landscape and Lighting District was annexed to the City of Modesto and is no longer under the jurisdiction of Stanislaus County. Therefore, no budget has been created for this district for Budget Year 2012-2013. Information regarding the annual assessments has been provided to the City of Modesto as they will be responsible for preparing the assessment and adding it to the tax roll.

Budgets—Expenditures and Revenues

◆ County Service Areas

- The Public Works Department determines estimated expenditures based on projected maintenance for the District.
- The Public Works Departments determines estimated revenue based on projected direct assessments and property tax receipts.

◆ Landscape and/or Lighting Districts

- The Public Works Department determines estimated expenditures based on prior year actual expenses and projected maintenance.
- The Public Works Department determines estimated revenue based on projected direct assessments and property tax receipts.

◆ Storm Drain Districts

- The Public Works Department determines estimated revenues based on projected direct assessments and property tax receipts and determines estimated District expenditures based on available financing. The District's Advisory Board initiates any necessary maintenance. Payment requests are submitted to the Public Works Department for review and processing.

**Stanislaus County
Special Districts Summary
Budget Year 2012-2013**

District Name	2012-2013 Proposed Budget			
	Estimated Fund Balance June 30, 2012	Revenue	Expenditures	Estimated Fund Balance June 30, 2013
1	2	3	4	5
County Service Area Districts				
County Service Area No. 4	\$ 85,739	\$ 4,299	\$ 10,161	\$ 79,877
County Service Area No. 5	\$ 140,857	\$ 6,499	\$ 10,476	\$ 136,880
County Service Area No. 7	\$ 55,901	\$ 2,000	\$ 4,898	\$ 53,003
County Service Area No. 8	\$ 16,326	\$ 750	\$ 3,817	\$ 13,259
County Service Area No. 9	\$ 51,578	\$ 1,499	\$ 7,006	\$ 46,071
County Service Area No. 10	\$ 320,260	\$ 416,375	\$ 399,692	\$ 336,943
County Service Area No. 11	\$ 7,626	\$ -	\$ 2,650	\$ 4,976
County Service Area No. 12	\$ 24,963	\$ 1,000	\$ 3,269	\$ 22,694
County Service Area No. 16	\$ 55,642	\$ 16,926	\$ 14,769	\$ 57,799
County Service Area No. 18	\$ 4,430	\$ 11,402	\$ 11,902	\$ 3,930
County Service Area No. 19	\$ 163,715	\$ 39,123	\$ 40,623	\$ 162,215
County Service Area No. 20	\$ 4,586	\$ 7,088	\$ 6,500	\$ 5,174
County Service Area No. 21	\$ 52,432	\$ 25,479	\$ 27,979	\$ 49,932
County Service Area No. 22	\$ 27,795	\$ 8,465	\$ 10,465	\$ 25,795
County Service Area No. 23	\$ 76,620	\$ 4,625	\$ 9,025	\$ 72,220
County Service Area No. 24	\$ 6,482	\$ 8,300	\$ 8,300	\$ 6,482
County Service Area No. 25	\$ 10,119	\$ 9,271	\$ 9,271	\$ 10,119
County Service Area No. 26	\$ 516,701	\$ 123,307	\$ 207,389	\$ 432,619
County Service Area No. 27	\$ 5,517	\$ 8,700	\$ 8,700	\$ 5,517
Total County Service Area Districts	\$ 1,627,289	\$ 695,108	\$ 796,892	\$ 1,525,505
Storm Drainage & Maintenance Districts				
Storm Drain #1	\$ 19,477	\$ 930	\$ 19,477	\$ 930
Storm Drain #2	\$ 5,330	\$ 60	\$ 5,330	\$ 60
Storm Drain #3	\$ 1,732	\$ 20	\$ 1,732	\$ 20
Storm Drain #6	\$ 118,059	\$ 3,958	\$ 118,058	\$ 3,959
Storm Drain #8	\$ 431,809	\$ 51,115	\$ 431,809	\$ 51,115
Storm Drain #9	\$ 3,997	\$ 45	\$ 3,997	\$ 45
Storm Drain #10	\$ 25,693	\$ 834	\$ 25,693	\$ 834
Total Storm Drainage & Maintenance Districts	\$ 606,097	\$ 56,962	\$ 606,096	\$ 56,963
Lighting & Lighting Maintenance Districts				
Airport Neighborhood Lighting	\$ 12,366	\$ 34,201	\$ 29,162	\$ 17,405
Almond Wood Estates Lighting	\$ 4,008	\$ 10,239	\$ 9,807	\$ 4,440
Beard Industrial Lighting	\$ 2,725	\$ 17,340	\$ 17,718	\$ 2,347
Country Club Lighting Zone A	\$ 2,279	\$ 3,349	\$ 4,252	\$ 1,376
Country Club Lighting Zone B	\$ (371)	\$ 1,441	\$ 868	\$ 202
Crowslanding Lighting	\$ 2,543	\$ 2,913	\$ 3,857	\$ 1,599
Denair Lighting	\$ 22,160	\$ 45,621	\$ 51,465	\$ 16,316
Deo Gloria Estates Lighting	\$ 2,962	\$ 4,167	\$ 5,221	\$ 1,908
Empire Lighting	\$ 16,203	\$ 27,578	\$ 29,854	\$ 13,927
Fairview Tract Lighting	\$ 3,692	\$ 9,983	\$ 9,450	\$ 4,225
Gibbs Ranch Lighting	\$ 827	\$ 6,029	\$ 4,203	\$ 2,653
Gilbert Road Lighting	\$ 223	\$ 432	\$ 452	\$ 203

**Stanislaus County
Special Districts Summary
Budget Year 2012-2013**

District Name	2012-2013 Proposed Budget			Estimated Fund Balance June 30, 2013
	Estimated Fund Balance June 30, 2012	Revenue	Expenditures	
1	2	3	4	5
Lighting & Lighting Maintenance Districts - Continued				
Golden State Lighting	\$ (2,214)	\$ 4,048	\$ 1,251	\$ 583
Hillcrest Estates Lighting	\$ 4,575	\$ 18,086	\$ 14,745	\$ 7,916
Kenwood Park Lightitng	\$ 1,104	\$ 3,345	\$ 3,132	\$ 1,317
Mancini Park Homes Lighting	\$ 5,950	\$ 4,433	\$ 7,600	\$ 2,783
Marshall Avenue Lighting	\$ 1,160	\$ 1,503	\$ 2,412	\$ 251
Monterey Park Lighting	\$ 1,663	\$ 1,959	\$ 2,615	\$ 1,007
North McHenry Lighting	\$ (23,016)	\$ 6,971	\$ 2,846	\$ (18,891)
North McHenry #2 Lighting	\$ 758	\$ 1,086	\$ 1,350	\$ 494
North Oaks Lighting	\$ 2,042	\$ 3,667	\$ 4,223	\$ 1,486
Olympic Tract Lighting	\$ 8,691	\$ 15,469	\$ 16,490	\$ 7,670
Peach Blossom Estates Lighting	\$ 460	\$ 981	\$ 1,052	\$ 389
Richland Tract Lighting	\$ 3,479	\$ 6,017	\$ 6,331	\$ 3,165
Salida Lighting	\$ 55,964	\$ 117,062	\$ 123,359	\$ 49,667
Schwartz-Baize Lighting	\$ (71)	\$ 690	\$ 336	\$ 283
Sunset Oaks Lighting	\$ 7,980	\$ 12,318	\$ 14,719	\$ 5,579
Sylvan Village #2 Lighting	\$ 2,551	\$ 4,665	\$ 5,738	\$ 1,478
Tempo Park Lighting	\$ 3,357	\$ 8,891	\$ 8,750	\$ 3,498
Total Lighting & Lighting Maintenance Districts	\$ 144,050	\$ 374,484	\$ 383,258	\$ 135,276
Lighting & Landscape Districts				
Bret Hart Landscape & Lighting	\$ 32,606	\$ 48,500	\$ 50,500	\$ 30,606
Bystrom Landscape & Lighting	\$ 20,491	\$ 26,000	\$ 28,000	\$ 18,491
Del Rio Heights Landscape	\$ (985)	\$ 4,512	\$ 3,764	\$ (237)
Howard/McCracken Landscape & Lighting	\$ 12,887	\$ 22,142	\$ 20,600	\$ 14,429
Laurel Landscape & Lighting	\$ 10,820	\$ 12,000	\$ 14,000	\$ 8,820
Paradise South Landscape & Lighting	\$ 13,071	\$ 20,500	\$ 20,600	\$ 12,971
Riverdale Landscape & Lighting	\$ 7,286	\$ 11,300	\$ 11,800	\$ 6,786
Riverview Landscape & Lighting	\$ 12,267	\$ 13,500	\$ 15,500	\$ 10,267
Total Lighting & Landscape Districts	\$ 108,443	\$ 158,454	\$ 164,764	\$ 102,133
Total Special Districts	\$ 2,485,879	\$ 1,285,008	\$ 1,951,010	\$ 1,819,877



Glossary



GLOSSARY OF BUDGET TERMS & ACRONYMS

A-87 Charges—The term "A-87" is used interchangeably with "indirect charges", A-87 is a set of accounting standards used to guide counties as they calculate and assign indirect costs. In Stanislaus County, departmental charges for the Chief Executive Office are developed through the A-87 cost plan rather than direct-billed in the year that they occur, like other service departments.

AAA— Area Agency on Area

AB 109—Assembly Bill 109 realigns custodial and community supervision responsibility for non-serious, non-violent and non-sex offenders, as well as supervision of lower level adult parolees returning from state prison sentences to counties. On June 30, 2011, the Governor signed a series of legislative bills as part of the State budget that provided funding and made necessary technical changes to implement the public safety realignment program outlined in AB 109.

ACH—Automated Clearinghouse

Account—A record of a type of monetary transaction maintained in the general ledger. We use the third segment of the Oracle coding structure to capture a transaction's account.

Accrual Basis—A method of accounting that recognizes revenue when earned, rather than when collected. Expenses are recognized when incurred rather than when paid. Internal service funds, enterprise funds, and the pension and investment trust funds use this method of accounting.

Activity—A specific line of work performed to accomplish a function for which a governmental unit is responsible.

Adopted Final Budget—The second of a two-part budget process, this budget is required to be submitted to the Board by September 18th, and reflects revisions, reductions or additions to the Proposed Budget.

Ad Valorem—In proportion to value, a basis for levy of taxes on property.

Agency Fund—Agency funds account for assets held by the County as an agent for individuals, private organizations, or other governments.

Allocate—To set apart for a particular purpose, assign or allot.

Allocation—The share or portion allocated.

Amortization—A process of cost allocation over time usually used with intangible assets or debt. Example: if a loan of \$12,000 is amortized over one year with no interest, the monthly payments would be \$1,000 a month.

Annual Financial Report—The official annual report of the government. This report summarizes and discloses the financial activity of the County and its component units for the fiscal year. It is produced by the Auditor-Controller's Office.

Appropriation—The authorization granted by the Board of Supervisors to make expenditures.

Assessed Valuation—An official government value placed upon real property or personal property as a basis for levying taxes.

Assessment—An official valuation of property, used as a basis for levying a tax.

Assigned Fund Balance—Comprised of amounts intended to be used by the government for specific purposes that are neither restricted nor committed. Intent can be expressed by the governing body or by an official or body to which the governing body delegates the authority. Assigned fund balance can be used to eliminate a projected budgetary deficit in the subsequent year's budget.

Audit—A systematic collection of the sufficient, competent evidential matter needed to attest to the fairness of management's assertions in the financial statements or to evaluate whether management has efficiently and effectively carried out its responsibilities.

Audit Trail—Original documents supporting financial transactions.

Available and Measurable—Revenues are considered available when they will be collected either during the current period or soon enough after the end of the period to pay current year liabilities. Revenues are considered measurable when they are reasonably estimable.

BHRS—Behavioral Health and Recovery Services

BOC—Board of Corrections

Balance Sheet—A financial statement of all County accounts formatted in accordance with the "accounting equation" ($\text{assets}=\text{liability}+\text{equity}$) at a specific date.

Balanced Budget—The amount of budgeted expenditures is equal to or less than the amount of budgeted revenues plus other available resources.

Board Priorities—A list of seven priorities established by the Board of Supervisors: "A Safe Community", "A Healthy Community", "A Strong Local Economy", "Effective Partnerships", "A Strong Agricultural Economy/Heritage," "A Well Planned Infrastructure System," and "Efficient Delivery of Public Services."

Bond—A funding tool representing a written promise to pay a specific sum (face value or principal amount) in the future (maturity date), plus interest.

Braided Funds—Braided funding is the pooling and coordination of resources from various agencies to provide needed services, while maintaining the integrity of each agency's funding stream. However, the funds must be used for their original intent.

Brown Act—The Ralph M. Brown Act is a California law that insures that the public can attend and participate in meetings of local government.

Budget—Proposed spending plan of expenditures and revenue over a given period of time.

Budget Unit—Accounting or organizational units deemed necessary or desirable for control of the financial operation. A budget must be adopted by the Board of Supervisors for each of its budget units. A budget unit is represented in Oracle by a combination of a fund and an "org."

Budgetary Control—The control or management of a government or enterprise in accordance with an approved budget to keep expenditures within the limitations of available appropriations and available revenues.

CAIRE—Child Abuse, Interviews, Referrals and Examinations

CAP—Cost Allocation Plan

CEO—Chief Executive Officer

CHIP—California Healthcare for Indigents Program

COLA—Cost of living adjustment

COP—Certificates of Participation

CRM—Customer Relationship Management

CSA—Community Services Agency

CSAC—California State Association of Counties

CalWORKS—California Work Opportunity and Responsibility to Kids

CAL MMET—California Multi-Jurisdictional Methamphetamine Enforcement Taskforce

Capital Assets—Land, improvements to land, easements, buildings, vehicles, machinery, works of art, infrastructure and all assets that are used in operations and have initial useful lives beyond any one reporting period (a year).

Capital Lease—An agreement that conveys the right to use property, plant or equipment, usually for a stated period of time.

Capital Improvement Program—A comprehensive multi-year forecast of capital needs and requests.

Capital Project—Any project having assets of significant value and a useful life of five years or more. Capital projects include the purchase of land, designs, engineering, and construction of buildings and infrastructure such as streets, bridges, drainage, street lighting, water systems, etc.

Capital Projects Fund—One of five governmental fund types used to account for financial resources to be used for the acquisition or construction of major capital facilities.

Cash Basis—A method of accounting by which revenues and expenditures are recorded when they are received and paid.

Committed Fund Balance—Includes amounts that can be used only for the specific purposes determined by a formal action of the government's highest level of decision-making authority. Commitments may be changed or lifted only by the government taking the same formal action that imposed the constraint originally.

Contingency Fund (Also "Appropriations for Contingencies)—Funds set-aside to address emergencies and other unanticipated expenses.

Cost Accounting—The method of accounting that provides for assembling and recording of all the elements of cost incurred to accomplish a purpose, to carry on an activity or operation, or to complete a unit of work for a specific job.

Cost Allocation Plan—This plan, established under Federal guidelines, identifies, distributes, and allows the County to be reimbursed for the costs of services by support groups (such as Purchasing, Personnel, CEO, County Counsel) to those departments performing functions supported by Federal/State funds.

County Match—The term "match" refers to the percentage of local discretionary County monies in the General Fund, which must be used to match a certain amount of State and/or Federal funds or a needed contribution.

Critical Need— A budgetary need that can't be met within a department's base budget amount resulting from State and/or Federal mandates, legal requirements or program changes to implement the Board of Supervisors' priorities or direction.

DA—District Attorney

DOJ—Department of Justice

Debt Service Fund—One of the five governmental funds used to finance and account for the payment of interest and principal on bonds or other long-term borrowing.

Debt Services— The payment of principal and interest on borrowed funds such as bonds.

Deficit—(1) The excess of liabilities of a fund over its assets. (2) The excess of expenditures over revenues during an accounting period or, in the case of proprietary funds, the excess of expenses over revenues during an accounting period.

Deferral—Postponement of the recognition of an expense already paid or a revenue already received.

Deferred Maintenance—Backlog of needed repairs to facilities, including replacement and repair of roofing, heat and cooling system, painting, floor coverings and other structural items.

Department—A basic organizational unit of government that may be sub-divided into divisions or programs.

Depreciation—The portion of the cost of a capital asset charged as an expense during the period. Over time, the entire cost of the asset is ultimately charged as an expense.

Designations of Fund Balance—The intended use of available expendable financial resources in governmental funds reflecting actual plans approved by the governing body.

Direct Charges—Expenses that are specifically associated with a service, program, or department and, thus, are clearly identifiable to a particular function – for example, the gasoline used by a department's vehicles.

Disbursements—Payments

Discretionary Revenue—Primarily used in the context of the General Fund, this term refers to those revenue sources for which there are no restrictions on their use.

Download—To transfer or copy data from one computer to another, or to a disk or peripheral device; generally from a central, often remote computer to another peripheral device such as a personal computer.

EMS—Emergency Medical Services

ERAF—Educational Revenue Augmentation Fund

E-Government—E-Government refers to the use by government agencies of information technologies (such as Wide Area Networks, the Internet, and mobile computing) that have the ability to transform relations with citizens, businesses, and other arms of the government. These technologies can serve a variety of different ends: better delivery of government services to citizens, improved interactions with business and industry, citizen empowerment through access to information, or more efficient government management.

E-Recovery—A cost containment alternative that enables the recovering medication costs from manufacturer-based patient assistance programs.

Earmarked—Revenues designated by statute or Constitution for a specified purpose.

Emergency Medical Services Appropriation (SB 2132)—In 2000, due to diminishing Proposition 99 Tobacco Tax funds, the Legislature created, through SB 2132 (Dunn/Peralta), the Emergency Medical Services Appropriation (EMSA). The EMSA was created to guarantee that a certain portion of Prop 99 dollars would continue to be used to fund emergency room physician services at the local level.

Employee Benefits—Amounts paid on behalf of employees; these amounts are not included in the gross salary. They are fringe benefit payments, and while not paid directly to employees, they are nevertheless a part of the cost of salaries and benefits. Examples are group health or life insurance payments, contributions to employee retirement, Social Security taxes, workers' compensation payments, and unemployment insurance payments.

Encumbrance—Commitments related to unperformed contracts for goods or services. They represent estimated amounts of expenditures ultimately to result if unperformed contracts are completed.

Enterprise Fund—Proprietary fund type used to report an activity for which a fee is charged to external users for goods or services.

Entitlement—The amount of payment to which a state or local government is entitled as determined by the Federal or other government pursuant to an allocation formula contained in applicable statutes.

Equity—Residual interest in assets of an entity that remains after deducting liabilities.

Expenditures—Under the current financial resources measurement focus, decreases in net financial resources not properly classified as other financing uses.

Expenses—Outflows or other using up of assets or incurrences of liabilities (or a combination of both) from delivering or producing goods, rendering services or carrying out other activities that constitute the entity's ongoing major or central operations.

FC—Foster Care

FFP—Federal Financial Participation

FMS—Financial Management System

FQHC—Federally Qualified Health Center – Federally Qualified Health Centers include all organizations receiving grants under Section 330 of the Public Health Service Act, certain tribal organizations, and FQHC Look-Alikes. FQHCs qualify for enhanced reimbursement from Medicare and Medicaid, as well as other benefits. FQHCs must serve an underserved area or population, offer a sliding fee scale, provide comprehensive services, have an ongoing quality assurance program, and have a governing board of directors.

FRC—Family Resource Center

FTE—Full Time Equivalent

Federal Financial Participation—Federal Financial Participation is a term used by the Federal government to denote when the Federal government will participate with the costs related to administering a program.

Federally Qualified Health Center Look-Alike—An FQHC Look-Alike is an organization that meets all of the eligibility requirements of an organization that receives a Public Health Service Act Section 330 grant, but does not receive grant funding.

Fiduciary Funds—GAAP (Generally Accepted Accounting Principles) indicates that fiduciary funds should be used “to report assets held in a trustee or agency capacity for others and therefore cannot be used to support the government’s own programs.” Fiduciary funds include, but are not limited to pension trust funds as well as agency funds.

Fiscal—Financial

Fiscal Year—A twelve month period between settlement of financial accounts; Stanislaus County’s fiscal year begins July 1 and ends June 30.

Fixed Assets—See Capital Assets.

Full Time Equivalent—The decimal equivalent of a part-time position converted to a full time basis; e.g., one person working half time would count as 0.50 FTE.

Function—A group of related activities aimed at accomplishing a major service or regulatory program for which a governmental unit is responsible (e.g. public safety).

Fund—A fiscal and accounting entity with a self-balancing set of accounts segregated to carry out specific activities or attain certain objectives in accordance with special regulations, restrictions, or limitations. Governments use funds to segregate their financial resources and demonstrate legal compliance. We use the first segment of the Oracle coding structure to capture a transaction’s fund.

Fund Balance—Difference between assets and liabilities reported in a governmental fund.

GA—General Assistance

GFOA—Government Finance Officers Association

G/L—General Ledger – A record containing the accounts needed to reflect the financial position and the results of operations of a government.

GSA—General Services Agency

Governmental Accounting Standards Board (GASB)—The authoritative accounting and financial reporting standard-setting body for government entities.

GASB 34—In June 1999, the Government Accounting Standards Board published Statement 34 which requires state and local governments to begin reporting the value of their infrastructure assets and liabilities, including roads, bridges, water and sewer facilities, and dams in their annual financial reports on an accrual accounting basis. It also called for trust funds to be converted to governmental funds where the County has sole discretion over the use of the funds.

GASB51—Financial statements with fiscal periods beginning after June 15, 2009, Governmental Accounting Standards Board has issued statement #51 Accounting and Financial Reporting for Intangible Assets. Intangible assets including easements, water rights, timber rights, patents, trademarks and computer software need to be classified as capital assets. Additionally, internally generated intangible assets i.e. computer software is subject to capitalization.

General Fund—One of five governmental fund types that typically serves as the chief operating fund of a government.

Generally Accepted Accounting Principles (GAAP)—Uniform minimum standards and guidelines for financial accounting and reporting. They govern the form and content of the financial statements of an entity. GAAP encompass the conventions, rules and procedures necessary to define accepted accounting practice at a particular time. They include not only broad guidelines of general application, but also detailed practices and procedures. GAAP provide a standard by which to measure financial presentations. The primary authoritative body on the application of GAAP for state and local governments is GASB.

Governmental Accounting—The composite activity of analyzing, recording, summarizing, reporting and interpreting the financial transactions of governments.

Governmental Funds—Funds generally used to account for tax-supported activities. There are five different types of governmental funds: the general fund, special revenue funds, debt service funds, capital project funds, and proprietary funds.

Grant—A contribution by a government or other organization to support a particular function. Grants may be classified as either “block” (annual set amount designated for an organization) or “competitive” (variable amounts determined by the merits of the grant submittal compared to other competing submittals).

HEDIS—HEDIS is a tool created by the National Committee for Quality Assurance (NCQA) to collect data about the quality of care and services provided by health plans. HEDIS consists of a set of performance measurements that compare how well health plans perform in key areas: quality of care, access to care and member satisfaction with the health plan and doctors. NCQA requires health plans to collect this information in the same manner so that results can be fairly compared to another. Health plans can arrange to have their HEDIS results verified by an independent auditor.

HICAP—Health Insurance Counseling and Advocacy Program

HIDTA—High Intensity Drug Trafficking Area

HSA—Health Services Agency

Historical Cost—An accounting technique that values an asset for balance sheet purposes at the price paid for the asset at the time of its acquisition.

Housing-Set Aside—Redevelopment funds required by law to be set-aside to assist low and moderate-income households with rehabilitation, construction and acquisition of residential housing.

ICJIS—Integrated County Justice Information System

IHCP—Indigent Health Care Program

IHSS—In-Home Supportive Services

IP—Individual Provider

IT—Information Technology

Imprest Cash—Imprest cash is defined for these purposes as cash on hand. There are two types of imprest cash at the County: petty cash funds and change funds.

Income Statement—A financial summary that shows an agency’s operating results over a specified period of time, usually one year. More specifically, the statement shows an agency’s revenues as well as their costs/expenses.

Indirect Charges—Expenses that cannot be specifically associated with a given service, program, or department and, thus, are not clearly identifiable to a particular function. For example, charges for the cost of heat in a building containing multiple departments would be an indirect charge.

Infrastructure—Long-lived capital assets that normally are stationary in nature and normally can be preserved for a significantly greater number of years than most capital assets (roads, bridges, water and sewer systems, dams, etc.).

Interfund Activity—An activity, transaction, or service between two or more County funds.

Interfund Charge—A transaction involving services or supplies between two different funds. Charging different funds allows the revenues and expenditures to be seen on each department's individual set of financial records.

Interfund Loans—Amounts provided between funds with a requirement for repayment.

Interfund Transfers—Flows of assets (such as cash or goods) between funds without equivalent flows of assets in return and without a requirement for repayment.

Intergovernmental Revenue—Funds received from Federal, State and other local government sources in the form of grants, shared revenues, and payments in lieu of taxes.

Internal Service Fund—Proprietary fund type that may be used to report any activity that provides goods or services to other departments or governments on a cost-reimbursement basis.

Intrafund Activity—An activity, transaction, or service within one County fund.

Intrafund Charge—A transaction involving services or supplies within one fund. The reason Intrafund accounts are used is so individual departments (same fund but different orgs) can record revenue/expenditures, but not double count revenue/expenditures at the fund level.

Invoice—A term describing an original document either issued for the sale of goods on credit (a sales invoice) or received for goods bought (a purchase invoice).

Issued Base—This amount represents the budget allocation for providing a base level of service and is based on the previous year's Final Budget with changes for negotiated increases and other program changes.

JJCPA—Juvenile Justice Crime Prevention Act

Joint Powers Agreement—In accordance with Government Code Sections 6500-6534, if authorized by their legislative or other governing bodies, two or more public agencies by agreement may jointly exercise any power common to the contracting parties. The agreement shall state the purpose of the agreement or the power to be exercised. They shall provide for the method by which the purpose will be accomplished or the manner in which the power will be exercised.

Journal Voucher (J.V.)—A standard form for recording transactions to the general ledger.

LAFCO—Local Agency Formation Commission

LAN—Local Area Network

Lease—A contract granting use or occupation of property during a specified period in exchange for a specified rent.

Legal Budget Unit (LBU)—An accounting unit, representing one or more departmental programs, where budgeted appropriations are established and reported.

Liquidity—(1) The degree to which an asset or security can be bought or sold in the market without affecting the asset's price. (2) The ability to convert an asset to cash quickly.

Lockyer-Isenberg Trial Court Funding Act—The Lockyer-Isenberg Trial Court Funding Act of 1997 (AB 233) was enacted in September 1997 and included the following: consolidation of all court funding at the state level, capped counties' financial responsibility at the Fiscal Year 1994-1995 level, and required the state to fund all future growth in court operation costs.

Long-term Debt—Debt with a maturity of more than one year after issuance.

M&O—Maintenance and operations

MHSA—Mental Health Services Act (Prop 63)

MOE—Maintenance of Effort

MOU—Memorandum of Understanding—agreement outlining the terms of employment entered into between the County and employees of various bargaining units.

Maddy Emergency Medical Services (EMS) Fund—The Maddy Emergency Medical Services Fund was created by the Legislature in SB 12/612 (Chapter 1240, Statutes 1987) and set out in Government Code 7600 and Health and Safety Code Part I, Division 2.5, Section 1797.98. This state law mandates a \$7 surcharge for every \$10 of traffic fines collected for criminal offenses. A portion of the surcharge is deposited into the local EMS Fund and used for the reimbursement of emergency medical services provided to persons unable to pay for their care.

Maintenance of Effort—A level of local agency contribution required as part of a grant, dedicated funding or a mandate.

Mandate—Ordered; mandatory

Mandated Program—A requirement by the State or Federal government that the County perform a task, perform a task in a particular way, or perform a task to meet a particular standard, often without compensation from the higher level of government.

Market Value—The price investors are willing to pay for a share of stock or an asset on the open market.

Maturity—The date upon which the principal or stated value of an investment becomes due and payable.

Mid-Year Financial Report—A financial review which considers actual expenditures/expenses for the first six months of the fiscal year and projections for the remaining six months. This review is often used to make corrective actions to ensure that expenditures remain within budgeted appropriations.

Mission Statement—A succinct description of the scope and purpose of a County department.

Modified Accrual Basis—Basis of accounting used in conjunction with the current financial resources measurement focus that modifies the accrual basis of accounting in two important ways (1) revenues are not recognized until they are measurable and available, and (2) expenditures are recognized in the period in which governments in general normally liquidate the related liability rather than when that liability is first incurred (if earlier).

Municipal Advisory Council (MAC)—an elected body representing a specific area of the County that provides advise to the Board of Supervisors concerning services which are or may be provided by the

County or other local governmental agencies, including but not limited to matters of public health, safety, welfare, public works, and planning.

NIMS—National Incident Management System

Net County Cost—The difference between budgeted appropriations and departmental revenue. Local tax revenues fund the difference.

National Incident Management System—NIMS is a system mandated by Homeland Security Presidential Directive 5 that provides a consistent nationwide approach for federal, local and tribal governments; the private-sector and nongovernmental organizations to work effectively and efficiently together to prepare for, respond to, and recover from domestic incidents, regardless of cause, size or complexity. To provide for interoperability and compatibility among federal, local and tribal capabilities, the NIMS includes a core set of concepts, principles, and terminology.

Non-spendable Fund Balance—Includes amounts that are not in a spendable form or are legally or contractually required to be maintained intact (such as the long term amount of notes receivable or prepaid amounts).

OES—Office of Emergency Services

OHP—Out of home placement

Object—An expenditure classification required by the State Controller's office that summarizes a group of accounts. The County's budget must be adopted by the object of expenditure within each budget unit. This becomes the legal level for budgetary control – the level at which expenditures may not exceed budgeted appropriations.

Operating Transfers—A transfer of cash to another fund (other than trust funds) NOT involving goods or services – e.g., County match.

Oracle FMS—Financial Management System software application purchased from Oracle to maintain the County's general ledger.

Ordinance—A formal legislative enactment by the governing board (i.e., the Board of Supervisors) of a municipality. If it is not in conflict with any higher form of law, it has the full force and effect of law within the boundaries of the municipality to which it applies.

Org—(Short for organization)—A cost center deemed necessary or desirable for control of financial operations. We use the second segment of the Oracle coding structure to capture a transaction's "org."

Other Charges—A payment to an agency, institution, or person outside the County Government or CAP charges.

Other Financing Sources—Increase in current financial resources that is reported separately from revenues to avoid distorting revenue trends. The use of *other financing sources* category is limited to items so classified by GAAP.

Other Financing Uses—Decrease in current financial resources that is reported separately from expenditures to avoid distorting expenditure trends. The use of *other financing uses* category is limited to items so classified by GAAP.

Overhead—General fixed costs such as rent, lighting and heating expenses that cannot be charged to a specific product or work operation.

PA—Public Authority

PH—Public Health

PLF—Public Library Foundation

POB—Pension Obligation Bonds

PSR—Project Study Report

PT—Property Tax

PTAP—Property Tax Administration Program

Patient Assistance Program—Patient Assistance Programs are run by pharmaceutical companies and provide free medication to people who cannot afford to buy their medicine.

Pension Obligation Bonds—On September 25, 1995, the County issued Taxable Pension Obligation Bonds. The proceeds were used to pay the Stanislaus County Employees' Retirement Association for the County's unfunded actuarial accrued liability.

Performance Measure—An annual indicator of achievement or measures of prediction for a program or work unit as defined in the organization of the budget. Measures may be expressed as a number count, fraction, or a percent of achievement related to the size of the problem or service being provided.

Policy Issues—The addition, expansion, reduction, or modification of programs that have significant implications/impact to the County or public.

Position Description Questionnaire (PDQ)—A form used in evaluating job reclassification requests. The form must be signed by the Supervisor and Department Head.

Prescription Assistance Program—See Patient Assistance Program.

Prior Year—Transactions that are posted in the current year for previous years' contracts or commitments for service. Encumbrances from the previous year are carried into the next year's appropriation.

Prior Year Appropriations—Budget carried forward with purchase orders (obligation encumbrances) from the prior fiscal year.

Program—Desired output-oriented accomplishments, which can be measured and achieved within a given time frame. Achievements of the programs advance the project and organization through a corresponding solution to a need or problem.

Program-based Budget Approach—The proposed spending plan that was developed by reviewing the specific services each department offers along with a categorization of how it meets the Board of Supervisors' stated priorities.

Property Tax—An "ad valorem" tax on real and personal property, based on the value of the property in accordance with Proposition 13.

Proposition 10—In November 1998, Proposition 10 was passed by voters, which enacted the California Children's and Family Act. Proposition 10 increased the cigarette tax by 50 cents per pack to fund a variety of community-based, early childhood initiatives for newborns to children five year of age. Funds are distributed to county commissions, which are overseen by a state commission. The Act requires participating counties to establish local county commissions that allocate California Children and Families Program (CCFP) funds to local service providers for community awareness, education, health care, social services and research efforts.

Proposition 36—In November 2000, California voters passed Proposition 36, the Substance Abuse and Crime Prevention Act of 2000 (SACPA). This initiative allows most people convicted of first and second time nonviolent, simple drug possession to receive drug treatment instead of incarceration.

Proposition 63—On November 2, 2004, the voters of California passed Proposition 63, the Mental Health Services Act (MHSA). The proposition established a 1% income surtax on incomes over a million dollars and the revenues are to be used to create new county mental health programs and expand existing programs. The Act addresses a broad continuum of prevention, early intervention and service needs and the necessary infrastructure, technology and training elements that will effectively support this system.

Proposition 99—The Tobacco Tax and Health Promotion Act of 1988 (Proposition 99) was approved by California voters in November 1988. This law authorizes a tax of 25 cents per pack of cigarettes, or similar amount on other tobacco product items. These tax revenues are collected by the State and disbursed to fund statewide tobacco control health education and research efforts through local lead agencies, competitive grantees, and media campaigns.

Proposition 172—Proposition 172, which added Section 35 to Article XIII of the constitution, provides for a one half cent sales and use tax for local public safety services, but the allocation of that revenue is determined by statute. Proposition 172 revenues are collected by the State Board of Equalization and apportioned to each county based on proportionate shares of statewide taxable sales. Each county is required to deposit this revenue in a Public Safety Augmentation Fund to be allocated by the County Auditor to the county and cities within the county.

Proprietary Funds—Funds that focus on the determination of operating income, changes in net assets (or cost recovery), financial position, and cash flows. There are two different types of proprietary funds: enterprise funds and internal services funds.

Public Facilities Fees (PFF)—The Public Facilities Fee program imposes a fee on new development per Section 66000 et seq. of the California Government Code. Commonly known as a “growth impact fee,” revenues collected under this program support the pro-rata extension of existing County services to support the new growth created by the development. This fee provides for the expansion of facilities or services to meet growth needs, but does not replace, repair or maintain the existing level-of-service provided by the County. (See the Capital Improvement Plan for a detailed explanation of how PFF fees are determined.)

Public Records Act—The Public Records Act (California Government Code Sections 6250-6276.48) enacted in 1968 was designed to give the public access to information in possession of public agencies, unless there is a specific reason not to do so. Most of the reasons for withholding disclosure of a record are set forth in specific exemptions contained in the Act. However, some confidentiality provisions are incorporated by reference to other laws.

RDA—Redevelopment Agency

RFP—Request for proposal

ROI—Return on investment

Realignment Revenue—1991 Realignment Revenue - The State Legislature enacted Assembly Bill 1491 in Fiscal Year 1991-1992 to give counties a source of funding for their public health, mental health, and certain social services programs. The revenue to fund these programs comes from a one half cent sales tax and a portion of the Vehicle License Fees. Welfare and Institutions Code Section 17600 created the Local Revenue Fund and each County receives realignment funds from the State Local Revenue Fund. 2011 Public Safety Realignment Revenue - the State Legislature enacted Assembly Bill 118 in Fiscal Year 2011-2012 to give counties a source of funding for the shift in custodial and community supervision responsibilities for non-serious, non-violent and non-sex offenders, as well as supervision of

lower level adult parolees returning from state prison sentences to counties, and to make changes in the funding streams of certain mental health, social services and substance use disorder programs.

Recognition—Determination of when a transaction is to be recorded.

Recommended Proposed Budget—The first of a two-part budget process, this budget is required to be submitted to the Board by June 30th of each year and reflects any revisions, reductions or additions to the prior year's budget.

Redevelopment Agency (RDA)—Technically, an independent agency governed by the Board of Supervisors acting as Agency Board members, designed to provide fiscal resources to implement and construct programs and projects that help eliminate blighting conditions in the County.

Reimbursement—Fees received as payment for the provision of specific services.

Reserve—An account used to indicate that a portion of a fund's balance is legally restricted for a specific purpose and is, therefore, not available for general appropriation.

Reservations of Fund Balance—The portion of a governmental fund's fund balance that is not available for appropriation.

Resolution—An order by the Board of Supervisors requiring less legal formality than an ordinance of statute.

Restricted Fund Balance—Includes amounts that can be spent only for the specific purposes stipulated by constitution, external parties (such as creditors, grant providers or contributors) or through enabling legislation.

Retained Earnings—The accumulated earnings of an enterprise or internal service fund.

Revenue—Funds received from various sources and treated as income by the County which are used to finance expenditures.

SACPA—Substance Abuse and Crime Prevention Act of 2000 (Proposition 36)

SB 90—Senate Bill 90 - Reimbursement claims that allow the County to fund state-mandated programs while freeing up General Fund revenues.

SBT—Strategic Business Technology

SDEA—Stanislaus Drug Enforcement Agency

SEMS—The Standardized Emergency Management System is the system required by Government Code Section 8607(a) for managing response to multi-agency and multijurisdiction emergencies in California. SEMS consists of five organizational levels, which are activated as needed: field response, local government, operational area, regional, and state. SEMS incorporates the use of Incident Command Center (ICS), the Master Mutual Aid Agreement, existing mutual aid systems, the operational area concept, and multi-agency or inter-agency coordination. Local governments must use SEMS to be eligible for funding of their personnel related costs under state disaster programs.

SRC—Stanislaus Recovery Center

SSI—Supplemental Security Income

SSP—State Supplementary Payments

StanCERA—Stanislaus County Employees' Retirement Association

STANCOG—Stanislaus Council of Governments

STC—Standards and Training for Correctional Officers

STOAAC—Services to Older Adults Advisory Council

Salaries and Employee Benefits—Accounts which establish expenditures for employee-related costs.

Schedule 9—This schedule is prepared to meet requirements for disclosing financing uses as covered in Section 29006 of the Budget Act. All financing uses, including both specific and contingent, are included in this schedule. A separate schedule is required for each budget unit having activity within the County's operating funds.

Secured Taxes—Taxes levied on real properties in the County which must be "secured" by lien on the properties.

Self-Insurance—A term often used to describe the retention by an entity of a risk of loss arising out of the ownership of property or from some other cause, instead of transferring that risk to an independent third party through the purchase of an insurance policy. It is sometimes accompanied by the setting aside of assets to fund any related losses.

Seriously Emotionally Disturbed (SED) Children's Program—Assembly Bill 3632/882, codified as Government Code Sections 7570-7588, is legislation that moves responsibility for providing certain related services from local education agencies to other state agencies, including California Children Services, and the Departments of Mental Health, Social Services, and Rehabilitation. Such services include occupational and physical therapy, psychotherapy or other mental health services, and residential services for children classified as seriously emotionally disturbed.

Services and Supplies—Accounts which establish expenditures for operating expenses of County departments and programs other than salaries and benefits, other charges and capital assets.

Source Document—An original invoice, bill, or receipt to which journal entries, checks, or deposits refer.

Special District—An independent unit of local government organized to perform a single government function or a restricted number of related functions. Special Districts usually have the power to incur debt and levy taxes; however, certain types of special districts are entirely dependent upon enterprise earnings and cannot impose taxes. Examples of special districts are water districts, drainage districts, flood control districts, and fire protection districts.

Special Revenue Fund—One of five governmental fund types used to account for the proceeds of specific revenue sources that are legally restricted to expenditure for specified purposes.

Straight-line Depreciation—Depreciating something by the same (i.e. fixed) amount every year rather than as a percentage of its previous value. Example: a vehicle initially costs \$10,000. If it is depreciated at a rate of \$2,000 per year, it will depreciate to zero in exactly five years.

Subvention—Payments by an outside agency (usually from a higher governmental unit) for costs that originate in the County.

Successor Agencies—these agencies were established to make payments and perform other functions and obligations (including "Enforceable Obligations") of former redevelopment agencies, as outlined in ABX1 26 which abolished redevelopment agencies during the 2011-2012 fiscal year.

Supplemental Property Tax—Supplemental property tax is an additional tax beyond the normal annual tax for any increase in the value of property as determined by the Assessor. This will include the purchase of property at a value higher than the former assessed value, the addition of a home to a vacant lot or any other major improvements such as a new pool or the addition of a room.

TSP—Tenth Street Place

TANF—Temporary Assistance for Needy Families

TOT—Transient Occupancy Tax

TRRP—Tuolumne River Regional Park

Tangible Assets—Assets that have physical substance.

Tax Allocation Bonds—Bonds issued in conjunction with a redevelopment project. The taxes pledged to their repayment come from the increase of assessed value over and above a pre-established base. The redevelopment creates this added value, known as the tax increment.

Tax Levy—The amount of tax dollars billed to taxpayers based on the imposition of the property tax rate on the assessed valuation.

Tax Loss Reserve Funds—As required by California Tax and Revenue Code Section 4703.2, in each county that elects to adopt the procedure authorized by this chapter and elects to be governed by this Section rather than Section 4703 there shall be created a tax losses reserve fund. The tax losses reserve fund shall be used exclusively to cover losses that may occur in the amount of tax liens as a result of special sales of tax-defaulted property. In a county electing to be subject to this section, the tax losses reserve fund shall be maintained at not less than 25 percent of the total delinquent secured taxes and assessments for participating entities in the county as calculated at the end of the fiscal year. At the end of the fiscal year, amounts in the tax losses reserve fund that are in excess of 25 percent of the total delinquent secured taxes and assessments for participating entities in the county may be credited to the county general fund.

Tax Roll—A list of all taxable property within a jurisdiction.

Teeter Plan—The County and its political subdivisions operate under the provisions of Section 4701-4717 of the California Revenue and Taxation Code (otherwise known as the “Teeter Plan”). Under this method, the accounts of all political subdivisions that levy taxes on the County tax roll are credited with 100 percent of their respective secured tax levy, regardless of the actual payments and delinquencies.

Trial Court Funding Act—Lockyer-Isenberg Trial Court Funding Act of 1997

Triple-Flip—A complicated financing plan developed by the State in their 2003-2004 budget.

Transient Occupancy Tax—A tax collected by a motel/hotel operator for a percentage of the room rent paid by each transient, which is then due the County.

Trust Funds—Funds to account for assets held by a government in a trustee capacity for individuals, private organizations, other governments and/or other funds.

UCCE—University of California Cooperative Extension

USDA—United States Department of Agriculture

Unassigned Fund Balance —The residual classification for the General Fund, including all amounts not contained in the other classifications. Unassigned amounts are technically available for any purpose.

Undesignated/Unreserved Fund Balance—Available expendable financial resources in a governmental fund that are not designated for a specific purpose or used to balance budgeted appropriations.

Unencumbered—That portion of an appropriation not yet expended or encumbered.

Unincorporated Area—Geographic portions of Stanislaus County, which are not within incorporated cities.

Unsecured Property Tax—A tax on properties such as office furniture, equipment, and boats, which are not located on property owned by the assessee.

Upload—To transfer data or programs, usually from a peripheral computer to a central, often remote computer.

User Department—A department that receives services, which it pays for, from another county department, with payment made through Intrafund or Interfund transfers.

VA—Veterans Affairs

VLF—Vehicle License Fee

VOCA—Victims of Crime Act

Weighted Labor Rate—An hourly cost for an employee that includes salary, payroll benefits, health insurance, vacation, and department overhead and indirect costs. Employee weighted labor rates may vary because of a difference in salary rates, the benefits selected from the cafeteria plan, the difference in overhead costs between departments, and the annual vacation accrual of employees.

WIC – Women, Infants and Children—A Federal program aimed at safeguarding the health of low-income women, infants, and children up to age 5 who are at nutritional risk by providing nutritious foods to supplement diets, information on healthy eating, and referrals to health care.

Wraparound—Wraparound is an approach to implementing individualized, comprehensive services for youth with complicated multi-dimensional problems and is an alternative to residential placement whereby a wide array of services are provided to children and their caretakers in less restrictive community settings – parents' home, foster homes, and group homes. Wraparound is a family-centered, strengths-based approach to developing an individualized service plan that allows a child to live in a normalized setting outside of residential care.

Williamson Act—The Williamson Act provides for lowered property taxes for lands maintained in agricultural and certain open space uses. The landowner enters into a contract with the county or city to restrict land uses to those compatible with agriculture, wildlife habitat, scenic corridors, recreational use, or open space. In return, the local authorities calculate the property tax assessment based on the actual use of the land instead of its potential value assuming full commercial development.

Yield—The rate of annual income return on an investment expressed as a percentage.



Alphabetical Index



ALPHABETICAL INDEX

-A-

AGRICULTURAL COMMISSIONER

Agricultural Commissioner 305

ALLIANCE WORKNET

Alliance Worknet 288

StanWORKS 291

AREA AGENCY ON AGING

Area Agency on Aging 179

Veterans' Services 182

ASSESSOR

..... 424

AUDITOR-CONTROLLER 429

-B-

BEHAVIORAL HEALTH AND RECOVERY SERVICES

Behavioral Health and Recovery Services 187

Alcohol and Drug Program 191

Managed Care 194

Mental Health Services Act 197

Public Guardian 200

Stanislaus Recovery Center 203

Substance Abuse and Crime Prevention Act 205

BOARD OF SUPERVISORS

Board of Supervisors 433

-C-

CHIEF EXECUTIVE OFFICE

Office of Emergency Services/Fire Warden 56

County Fire Service Fund 59

Operations and Services 439

Risk Management Division 442

CHIEF EXECUTIVE OFFICE--CAPITAL PROJECTS FUND

Courthouse Construction Fund 62

Criminal Justice Facilities Fund 64

CHIEF EXECUTIVE OFFICE--COUNTY OPERATIONS

Airport 444
Appropriations for Contingencies 446
Capital Improvement Financing Authority 448
County Court Funding 66
County Facilities 450
Crows Landing Air Facility 452
Debt Service 454
Department of Justice Drug and Alcohol 68
DNA Identification Fund Prop 69 70
General Fund Contribution to Other Programs 459
General Fund Match—Vehicle License Fee 461
Jail Medical Program 72
Mandated County Match 463
Plant Acquisition 465

CHIEF EXECUTIVE OFFICE—ECONOMIC DEVELOPMENT BANK

Economic Development Bank 293

CHIEF EXECUTIVE OFFICE--RISK MANAGEMENT SELF-INSURANCE FUNDS

Dental Self-Insurance 467
General Liability Self-Insurance 469
Medical Self-Insurance 472
Other Employee Benefits 475
Professional Liability Self-Insurance 477
Unemployment Self-Insurance 479
Vision Care Self-Insurance 481
Worker's Compensation Self-Insurance 483

CHILD SUPPORT SERVICES 209

CHILDREN AND FAMILIES COMMISSION 215

CLERK-RECORDER

Recorder Division 487
Elections Division 489
Modernization Trust Fund 491
Vital and Health Statistics 493

COMMUNITY SERVICES AGENCY

Services and Support 220
County Children's Fund 230
General Assistance 232
IHSS Public Authority-Administration 235
IHSS Public Authority-Benefits 238
IHSS Provider Wages 241
Integrated Children's Services 244

Public Economic Assistance.....	246
Seriously Emotionally Disturbed Children.....	252

COOPERATIVE EXTENSION

Cooperative Extension.....	310
Farm and Home Advisors Research Trust.....	313

COUNTY COUNSEL	498
-----------------------------	-----

-D-

DISTRICT ATTORNEY

Criminal Division.....	77
Arson Task Force.....	79
Auto Insurance Fraud Prosecution.....	81
Consumer Fraud Prosecution Program.....	83
Criminal Division Asset Forfeiture.....	85
Elder Abuse Advocacy and Outreach.....	87
Family Justice Center.....	89
Federal Asset Forfeiture.....	91
Office of Traffic Safety Impaired Driver Vertical Prosecution Program.....	93
Real Estate Fraud Prosecution.....	96
Rural Crimes Prevention Program.....	98
Unserved/Underserved Victims Advocacy and Outreach Program.....	100
Vertical Prosecution Block Grant.....	102
Victim Compensation and Government Claims.....	104
Victim Services Program.....	106

-E-

ENVIRONMENTAL RESOURCES

Environmental Resources.....	323
AB 939/Source Reduction and Recycle.....	326
Abandoned Vehicle Abatement.....	329
Beverage Container Recycling.....	331
Disclosure Program.....	333
E-Waste Collection Facility.....	335
Fink Road Landfill.....	337
Food Processing By-Products.....	339
Geer Road Landfill.....	341
Household Hazardous Waste.....	343
Trust Fund.....	345
Underground Storage Tank Pilot Program.....	347
Used Oil Recycling.....	349
Vehicle Registration Fee Surcharge.....	351
Waste Tire Enforcement Grant.....	353
Waste-to-Energy.....	355

-G-

GENERAL SERVICES AGENCY

Administration..... 503
Central Services Division..... 505
Facilities Maintenance Division..... 508
Fleet Services Division 511
Purchasing Division 513
12th Street Office Building 515
Utilities..... 517

GRAND JURY 108

-H-

HEALTH SERVICES AGENCY

Administration..... 257
Clinic and Ancillary Services..... 259
Emergency Medical Services Discretionary Fund..... 262
Health Coverage and Quality Services 264
Indigent Health Care Program (IHCP) 266
IHCP-California Healthcare for Indigents Program 270
IHCP-Emergency Medical Services Hospital..... 272
IHCP-Emergency Medical Services Physicians..... 274
Public Health 276
Public Health Local Preparedness Fund..... 279
Public Health Vital and Health Statistics 281

-I-

INTEGRATED CRIMINAL JUSTICE INFORMATION SYSTEM 110

-L-

LIBRARY 297

-P-

PARKS AND RECREATION

Parks and Recreation 360
Fish and Wildlife 363
Modesto Reservoir Patrol 365
Off-Highway Vehicle Fund 367
Parks Master Plan 369
Regional Water Safety Training Center 371
Tuolumne River Regional Park..... 373

PLANNING AND COMMUNITY DEVELOPMENT

Planning and Community Development..... 378
Building Permits..... 381
Dangerous Building Abatement..... 384
General Plan Maintenance..... 386
Redevelopment Agency..... 388
Redevelopment Agency Housing Set Aside..... 390
Salida Planning Efforts..... 392
Special Revenue Grants..... 394
Successor Housing Agency..... 397

PROBATION

Administration..... 115
Community Corrections Partnership Plan..... 117
Corrections Performance Incentive Fund..... 120
Field Services..... 122
Institutional Services..... 124
Juvenile Accountability Block Grant..... 126
Juvenile Justice Crime Prevention Act..... 128
Ward Welfare Fund..... 130
Youthful Offender Block Grant..... 132

PUBLIC DEFENDER

Public Defender..... 136
Indigent Defense..... 138

PUBLIC WORKS

Administration..... 401
Engineering..... 403
Local Transit System..... 406
Morgan Shop..... 409
Road and Bridge..... 412

-S-

SHERIFF

Administration..... 143
CAL ID Program..... 146
CAL-MMET Program..... 148
Civil Process Fee..... 150
Contract Cities..... 152
Court Security..... 155
Dedicated Funds..... 157
Detention..... 159
Driver Training Program..... 162
Jail Commissary/Inmate Welfare..... 164
Justice Assistance Grant..... 166

Operations	168
Vehicle Theft Unit	170

STRATEGIC BUSINESS TECHNOLOGY

Strategic Business Technology	522
Strategic Business Technology--Telecommunications	526

-T-

TREASURER

Admin/Taxes.....	531
Revenue Recovery	533
Treasury Division.....	535

Proposed Budget

Budget Year 2012-2013



Stanislaus County 

Monica Nino
Chief Executive Officer



CEO's Message

- The reduction of operating costs to sustainable levels has been a key focus of our budget balancing strategy.
- To avoid eliminating critical programs and services, the Board programmed over \$50 million of one-time funding as a short-term bridge to get us through the worst of the economic crisis.
- As our situation improves, it will be imperative that we begin rebuilding fund balances to address future challenges.

Budget Overview

- The Proposed Budget is a recommended interim spending plan for the coming budget year based on an estimate of financing sources and uses.
- It must be balanced.
- It must be submitted and approved by the Board of Supervisors by June 30th.

Board Priorities

The 2012-2013 Recommended Proposed Budget is organized by the seven Board of Supervisors Priorities of:

A Safe Community;

A Healthy Community;

A Strong Local Economy;

Effective Partnerships;

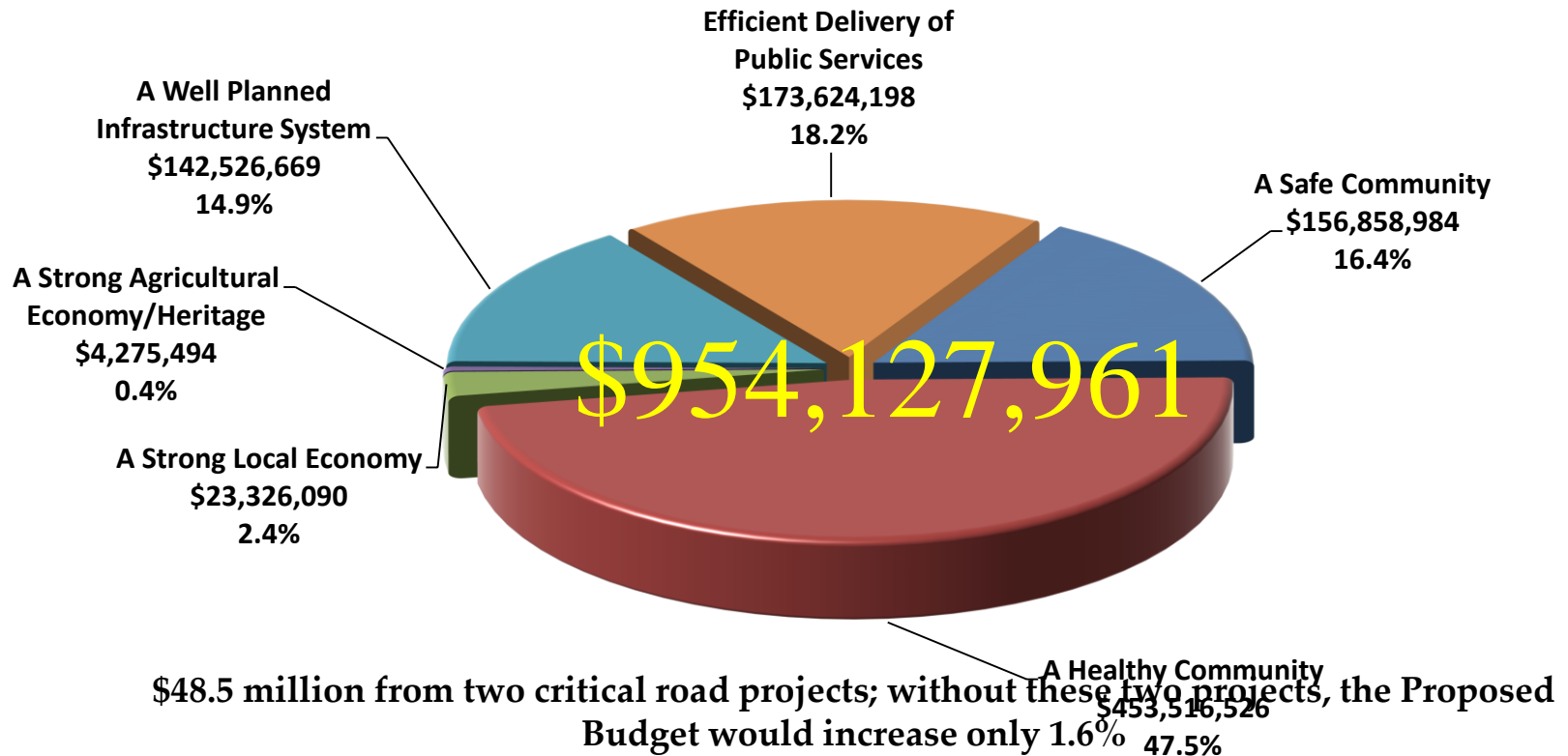
A Strong Agricultural Economy/Heritage;

A Well Planned Infrastructure System; and

Efficient Delivery of Public Services

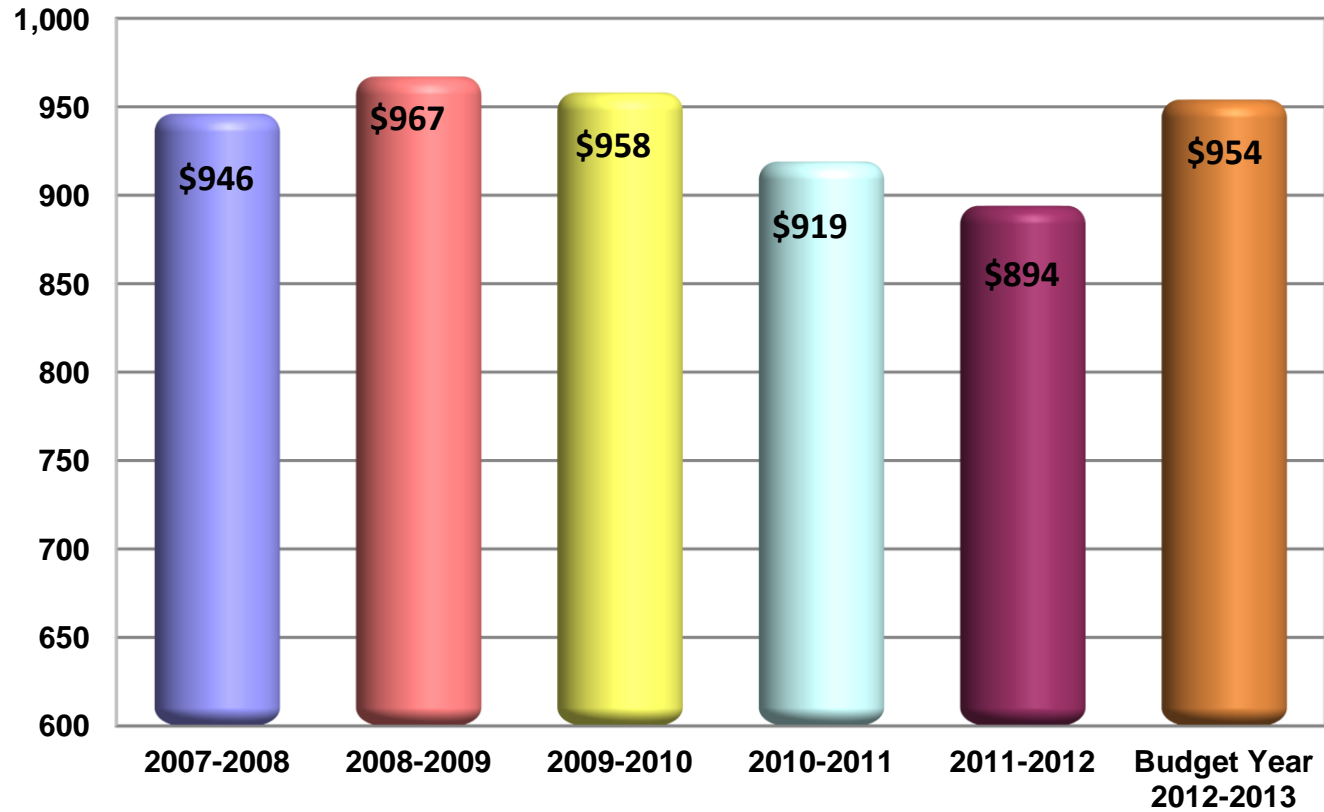
Recommended Proposed Budget

Proposed Budget is up 7% from 2011-2012 Adopted Final budget.




Budget Comparison – All Funds

In Millions



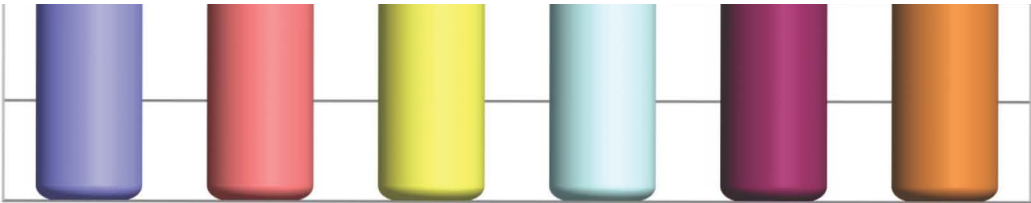
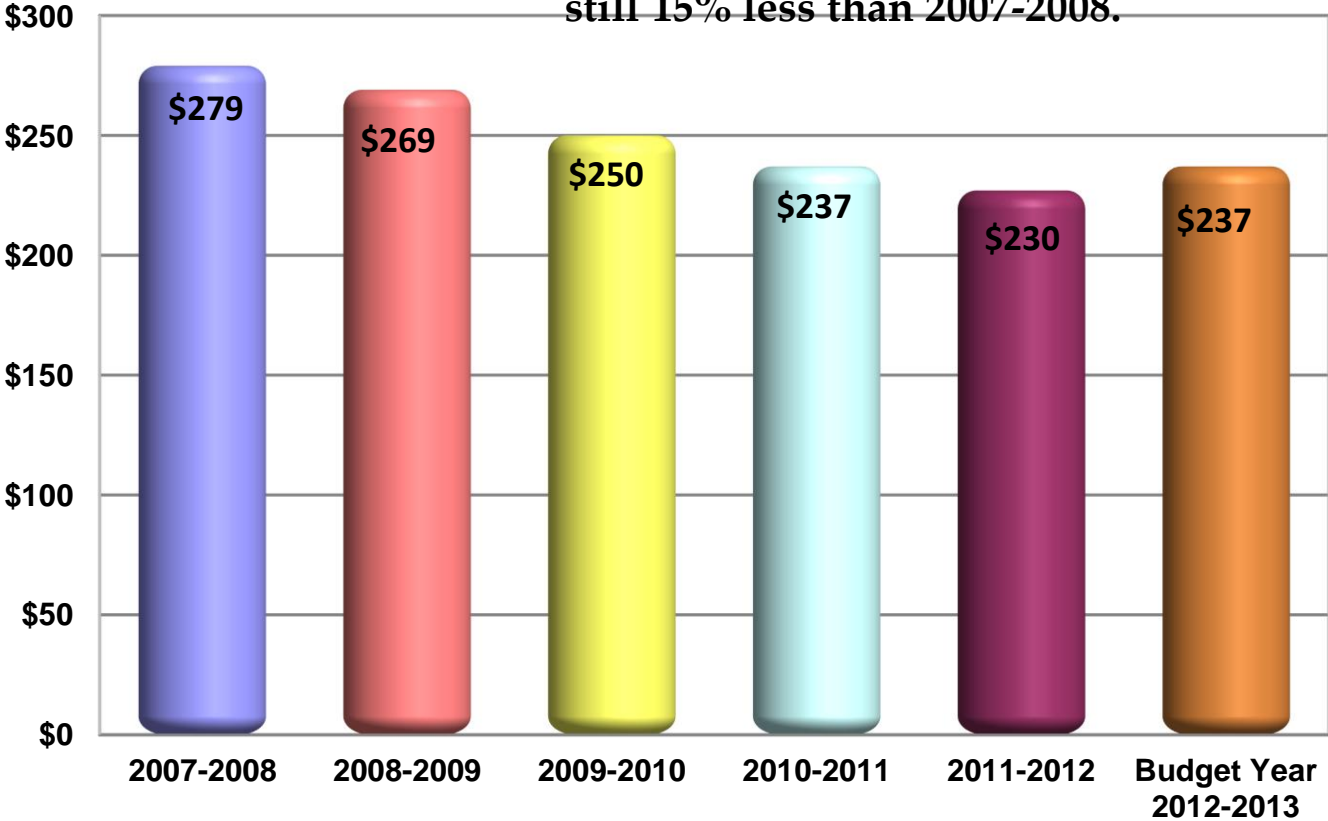
\$48.5 million for two major road construction projects



Budget Comparison – General Fund

In Millions

General Fund up 3% from 2011-2012, however is still 15% less than 2007-2008.



The Recommended Proposed Budget Reflects:

The fourth year of a multi-year fiscal and program restructuring strategy.

- Initial General Fund deficit of \$20.1 million; departments absorbed \$5.5 million, leaving \$14.6 million to be addressed as part of a balancing strategy.
- Use of \$9.2 million of Teeter Reserves
- Use of \$5.4 million Unassigned Fund Balance

The Recommended Proposed Budget Reflects:

- Departments issued same General Fund contribution as 2011-2012.
- Departments absorb increases in operating costs (Retirement, General Liability, Utilities, etc).
- The continuation of current core and mandated service levels in most program and services.

The Recommended Proposed Budget Reflects:

- Increase in Safe Community due to AB 109 Public Safety Realignment and reinstatement of Sheriff's Team Investigating Narcotics and Gangs (STING) unit.
- Additional funding for mandated match obligations and critical capital facilities needs.

The Recommended Proposed Budget Reflects:

- \$4.4 million in Appropriations for Contingencies for emergency needs and unanticipated and/or unbudgeted exposures for the entire fiscal year.
- Continuation of no back-fill policy for State and Federal reductions.

Budget Overview

- *Gap* remains between annual operating costs and revenue.
- Proposed Budget still relies heavily on one-time funding for on-going programs/operational expenses - this is not sustainable.
- State Budget and labor impacts will be addressed as part of the Final Budget.

Labor Agreements

If agreements not reached by June 30, 2012, impacts are:

- Approximately \$9.2 million to all funds; roughly equivalent to 124 full time positions.
- Approximately \$1.8 million for the General Fund; roughly equivalent to 27 full time positions.

Labor Agreements

- If labor agreements are not reached with these labor associations, departments that need to implement reductions-in-force to balance their 2012-2013 budget will return to the Board as part of Final Budget, or in separate agenda items prior to Final Budget.

Labor Agreements

- County currently has agreement for a permanent six percent salary deduction with 6 furlough days, effective July 1, 2012 with eight of the 12 County labor associations representing 27% of County employees. This includes all unrepresented management and confidential employees, and all elected officials.

Labor Agreements

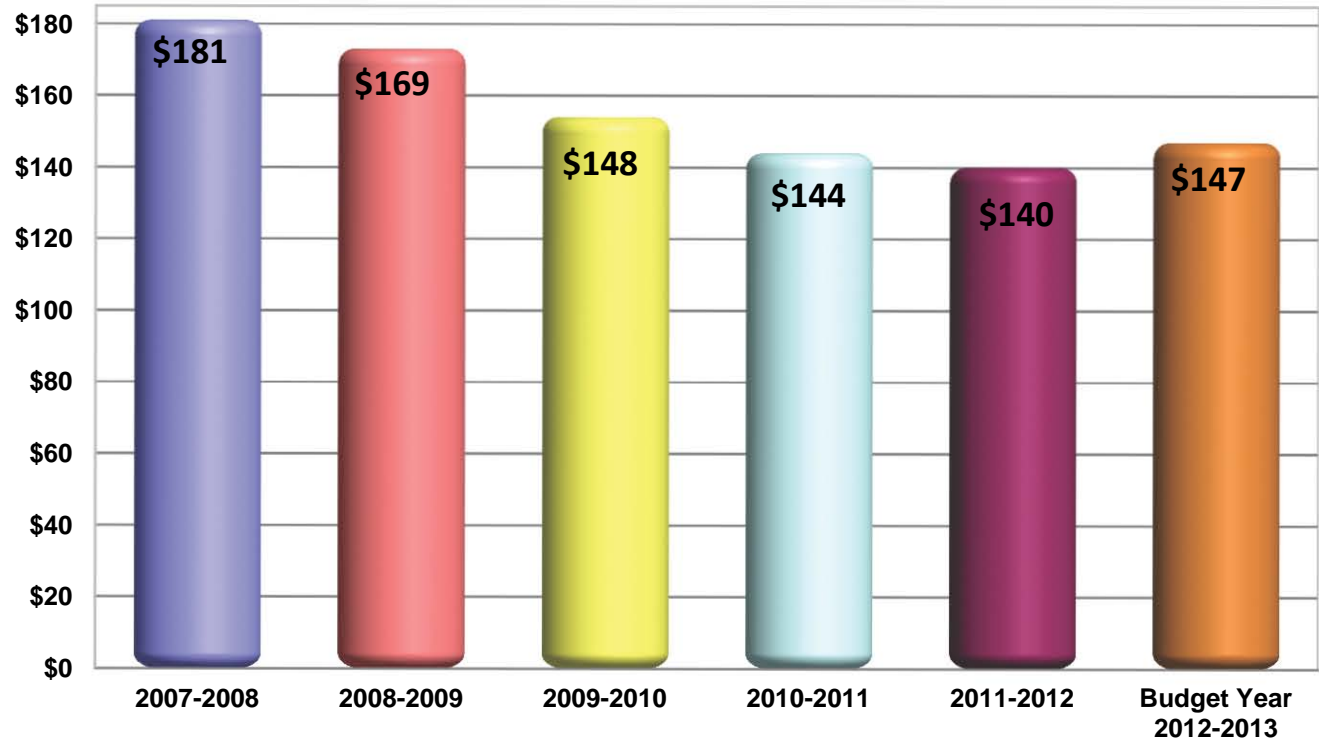
- County continues to participate in the bargaining process with the four remaining labor associations: AFSCME, SEIU, CNA, and CAA.

The Recommended Proposed Budget Reflects:

- Estimated Discretionary Revenue of \$147.1 million, up \$7 million from 2011-2012 Adopted Final Budget, however still down from \$180.8 million in 2007-2008.

Discretionary Revenue

In Millions
In millions



Discretionary Revenue

Discretionary Revenue Description	Fiscal Year 2011-2012 Final Budget	Fiscal Year 2011-2012 Adjusted Budget	Budget Year 2012-2013 Proposed Budget	Difference between Adjusted and Proposed
Taxes	\$ 97,841,000	\$ 101,159,815	\$ 101,965,800	\$ 805,985
Licenses, Permits & Franchises	975,000	975,000	975,000	-
Fines, Forfeitures & Penalties	6,100,000	4,000,000	4,000,000	-
Revenue from Use of Money	1,531,000	1,742,000	1,642,000	(100,000)
Intergovernmental Revenue	32,062,000	34,290,181	35,069,000	778,819
Charges for Services	(878,000)	522,001	991,347	469,346
Miscellaneous Revenues	98,000	404,364	-	(404,364)
Other Financing Sources	2,300,000	2,406,639	2,498,054	91,415
Total	\$ 140,029,000	\$ 145,500,000	\$ 147,141,201	\$ 1,641,201

The Recommended Proposed Budget Reflects:

- Discretionary Revenue has declined \$34 million since 2007-2008.
- Total property taxes, the single largest revenue source, projected to reflect minimal change after a four year decline in the assessment roll of over 21%.
- Gradual signs of improvement for Sales and Use taxes.

Safe Community

COUNTY DEPARTMENTS

CEO-OES/Fire Warden

CEO-Capital Projects

CEO-County Operations

District Attorney

Grand Jury

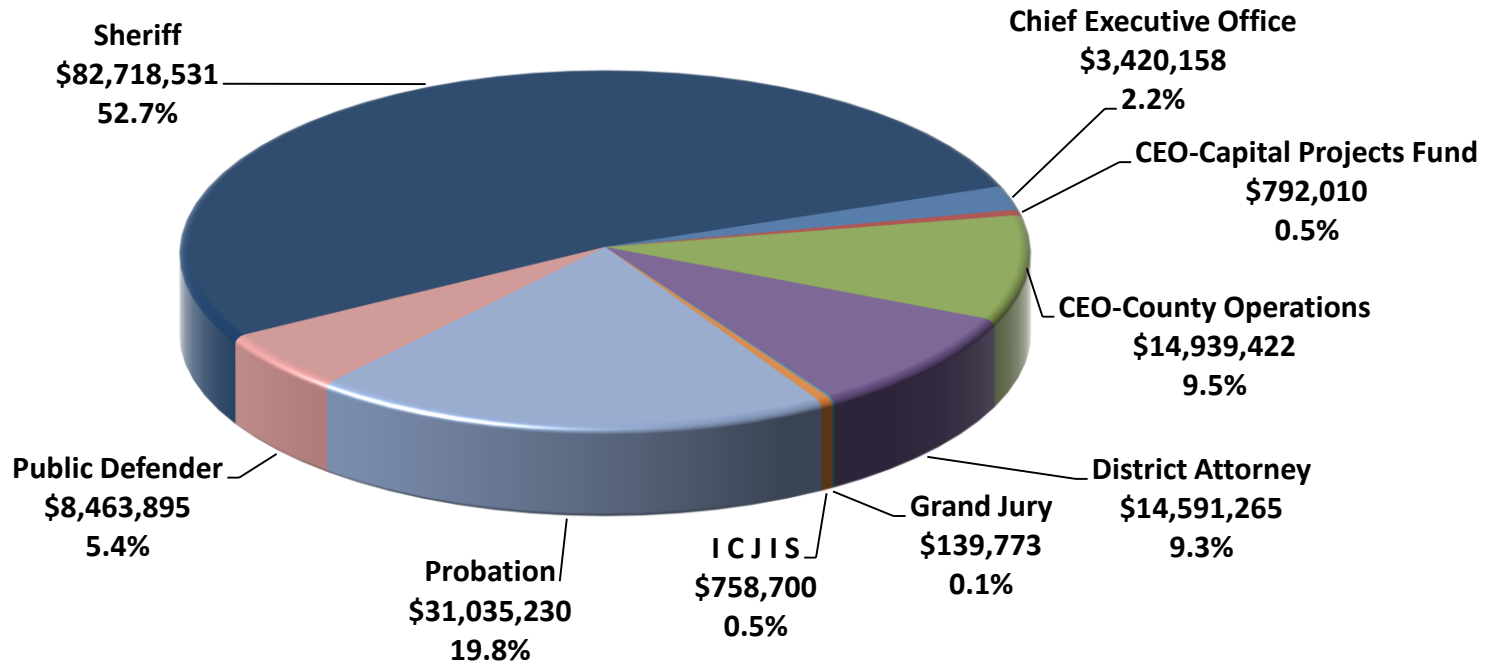
Integrated County Justice Information System

Probation

Public Defender

Sheriff

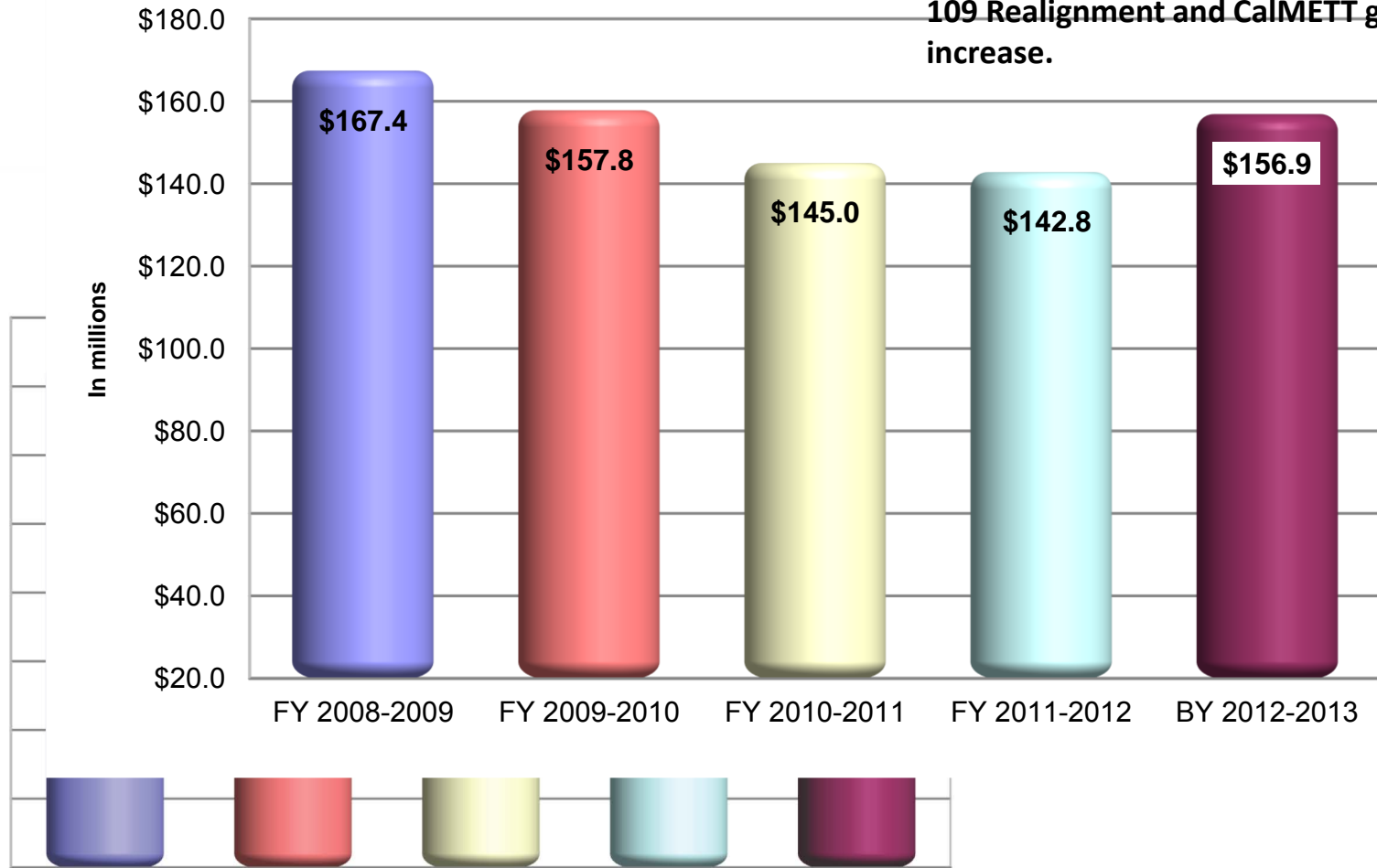
Safe Community \$156,858,984



Safe Community

Five Year Comparison of Appropriations

Net increase of \$ 14.1 million due to AB 109 Realignment and CalMETT grant increase.



Safe Community

2012-2013 Budget Reflects:

- Continued focus on core and mandated services with increased staffing and operations costs to reflect Public Safety Realignment.
- Reinstatement of the Sheriff's Team Investigating Narcotics and Gangs (STING) unit resulting in the addition of 6 Deputy Sheriff positions and a Sergeant.
- Sheriff also adding back Undersheriff position and a Sergeant for patrol.

Safe Community

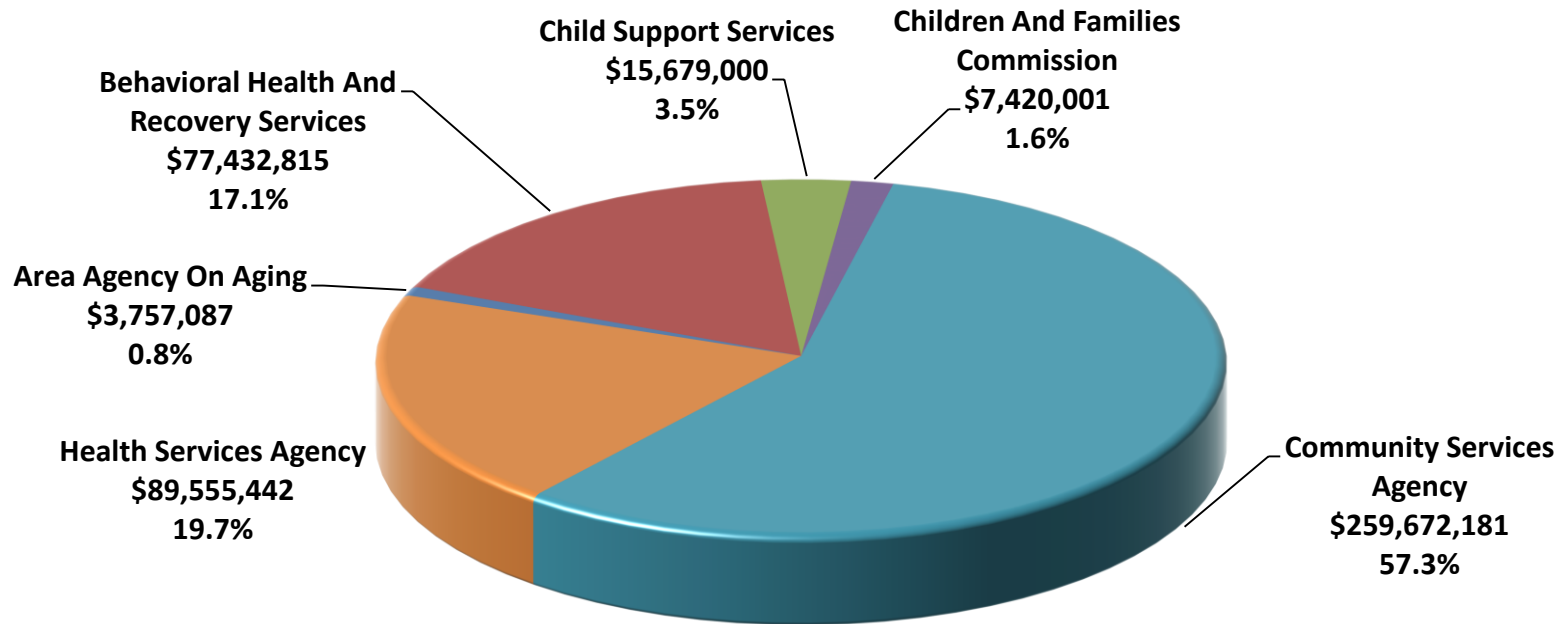
- Increase in the Detention population due to AB 109 realignment.
- AB 109 Realignment funding included in the Probation, Sheriff, District Attorney & Public Defender budgets.

Healthy Community

COUNTY DEPARTMENTS

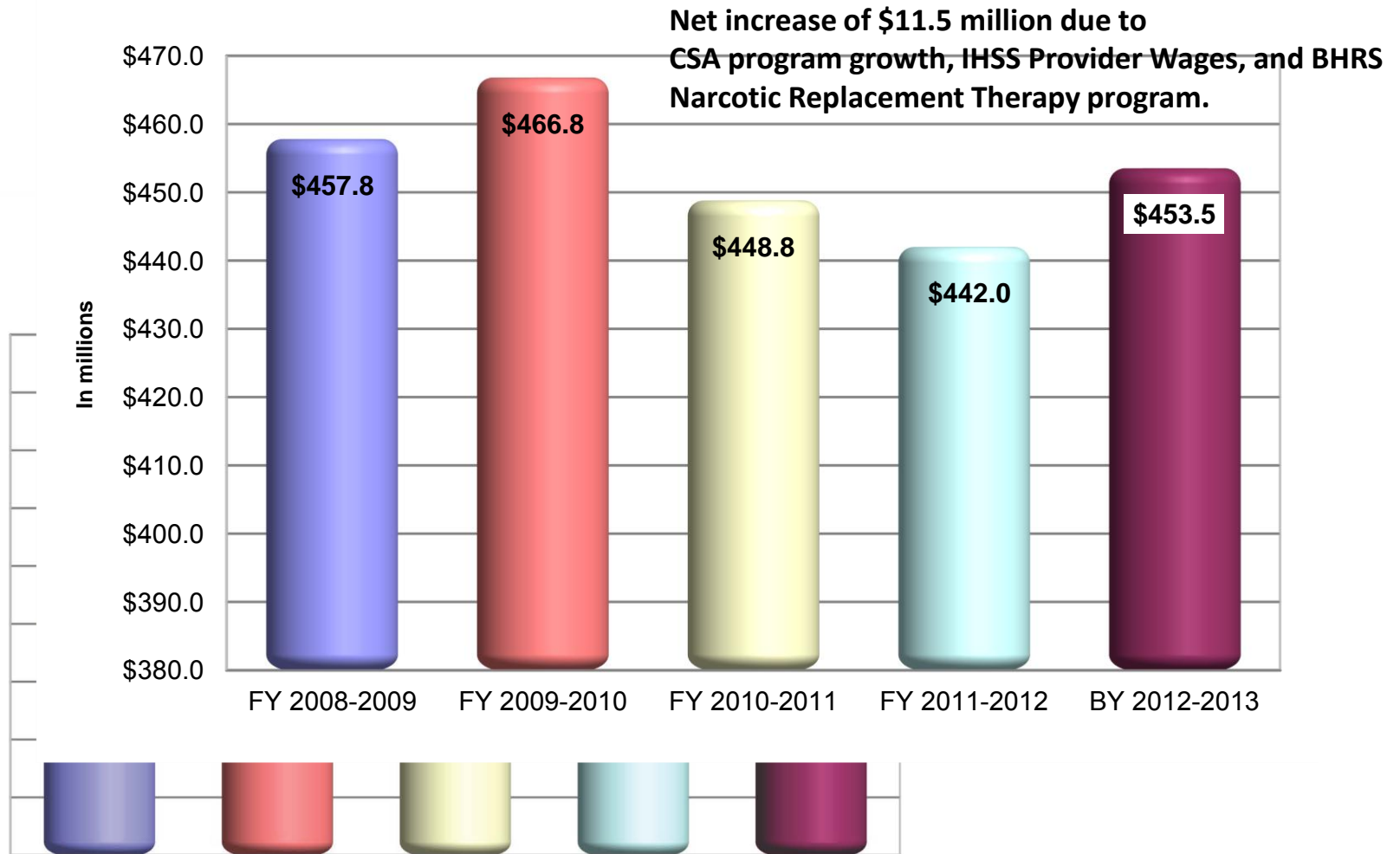
Area Agency on Aging/Veterans' Services
Behavioral Health and Recovery Services
Child Support Services
Children and Families Commission
Community Services Agency
Health Services Agency

Healthy Community \$453,516,526



Healthy Community

Five Year Comparison of Appropriations



Healthy Community

2012-2013 Budget Reflects:

- Continued focus on core and mandated services.
- Funding recommended for local IHSS Fraud program integrity efforts.
- State and Federal Funding is 89% of the total budget.
- Mandated County Match is \$16,407,044

Healthy Community

- Need for services in all programs continue as unemployment rate hovers at 17%.
- Approximately 1 in 3 residents receiving aid, up 4.4 % over prior year average.

Healthy Community

- Continued access to the County's Clinic System but General Fund costs increasing for access to the Medically Indigent Adult health care programs
- Significant increase in psychiatric hospitalizations.

Healthy Community

Several programs not fully funded resulting in significant unmet needs including:

Community Services Agency

- \$1.5 million for In-Home Supportive Services wages and benefits due to loss of enhanced Federal Medical Assistance Percentages (FMAP) funding

Healthy Community

Community Services Agency

- \$3.3 million exposure in Public Economic Assistance due to increased Foster Care costs.
- \$182,142 to continue IHSS Fraud program integrity and administration due to the State Budget Trigger action.

Healthy Community

Health Services Agency

- \$2.4 million in Health Services Agency Medically Indigent Adult program due to increased enrollment, utilization and patient liability exposure.

Healthy Community

- CSA recommends a reallocation of Mandated County Match away from Child Welfare, where State allocations have increased, toward Foster Care where demands on General Fund have increased.

Healthy Community

Proposed Budget Match Contingency

Program	2011-2012 Final Estimated Cost 3rd Quarter		2012-2013 Match Exposures Department Proposed Budget Requests - Unmet Needs	Proposed Budget Recommended Match Contingency For 2012-2013
	Mid-Year Exposure	Recommendations		
MIA ₁	\$2,900,000	\$3,200,000	\$3,800,000	\$2,445,000
IHSS ₂	1,200,000	384,927	1,530,135	1,530,135
IHSS Fraud Program ₃				145,710
IHSS Case Management				36,432
Foster Care ₄	2,900,000	1,352,930	3,337,728	3,337,728
TOTAL	\$7,000,000	\$4,937,857	\$8,667,863	\$7,495,005

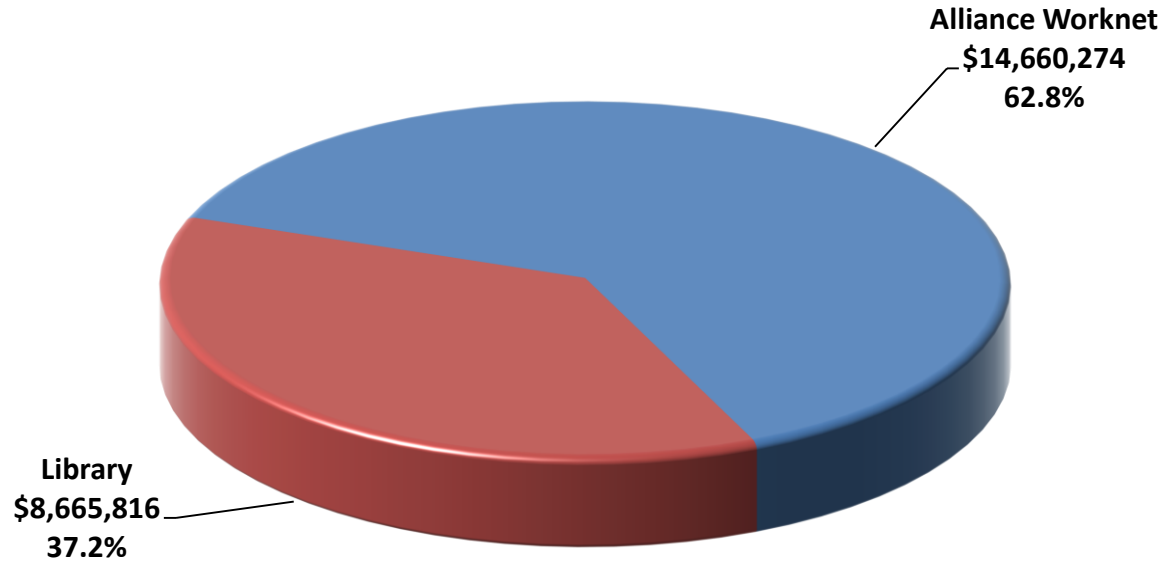
Increased County Match Contingency by \$4.6 million to a total of \$7.5 million to fund projected exposures in these programs.

Strong Local Economy

COUNTY DEPARTMENTS

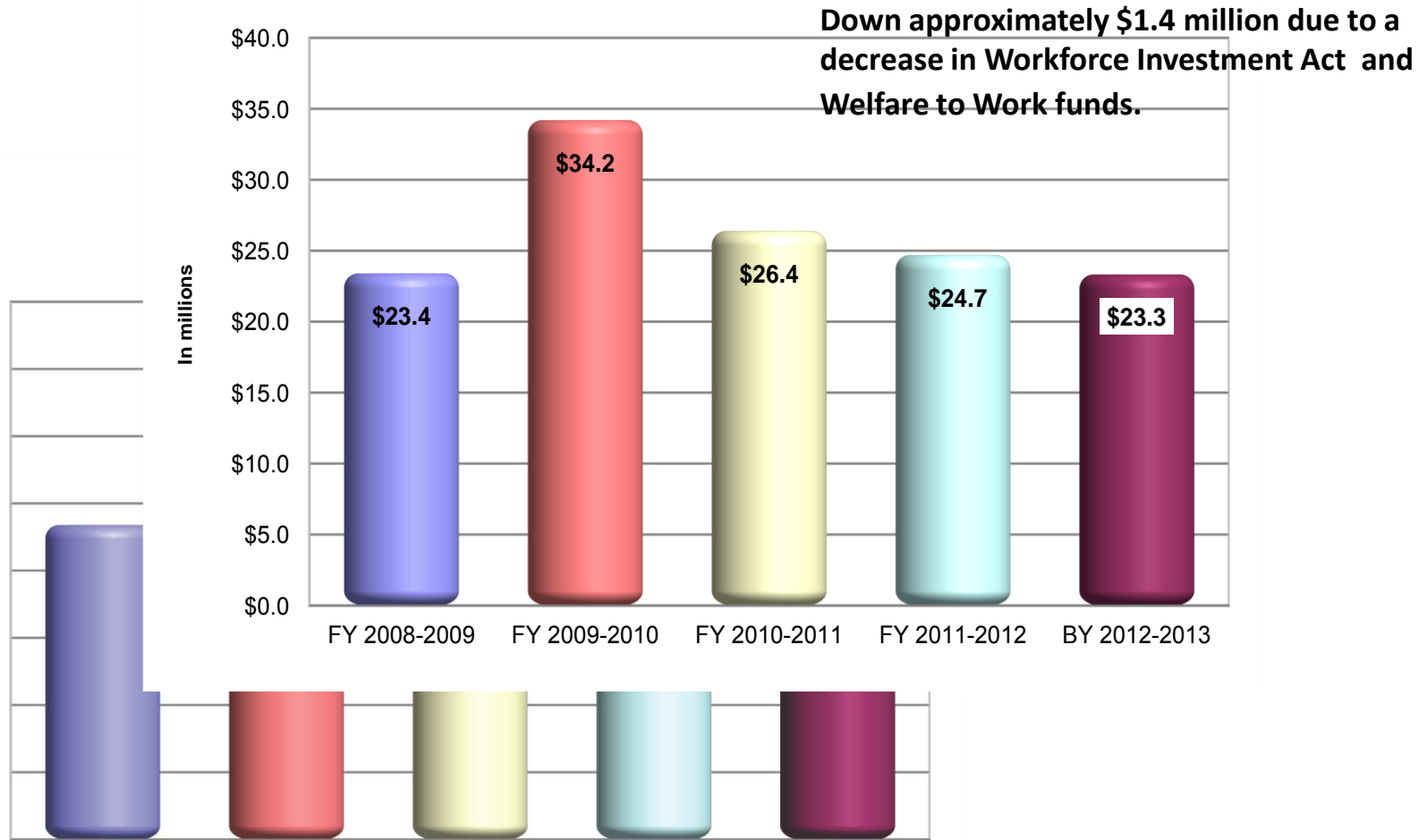
Alliance Worknet
Library

Strong Local Economy \$23,326,090



Strong Local Economy

Five Year Comparison of Appropriations



Strong Local Economy

2012-2013 Budget Reflects:

- Continued focus on core and mandated services.
- Workforce Investment Act funds for the Alliance are down from last year which reduces number of vocational and on-the-job trainings; focus will be on occupations in highest demand locally.

Strong Local Economy

2012-2013 Budget Reflects:

- Library budget reflects current level of service and relies on 91% of revenue from the voter approved 1/8-cent sales tax.
- Voters will consider renewing current sales tax measure June 5, 2012.

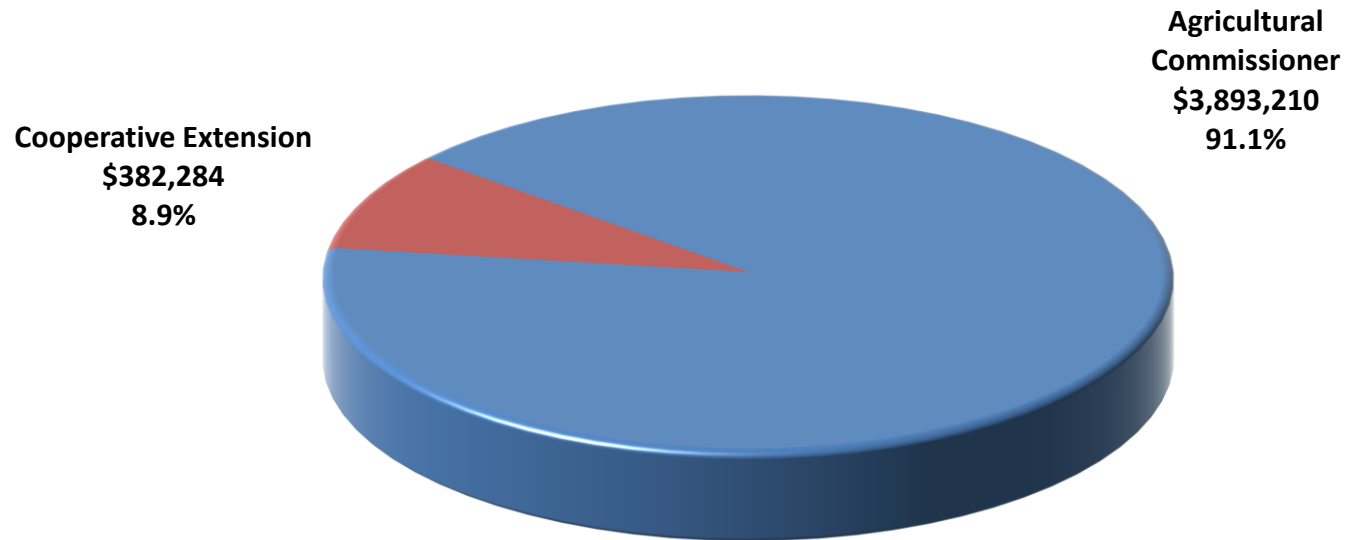
Strong Agricultural Economy/Heritage

COUNTY DEPARTMENTS

Agricultural Commissioner
Cooperative Extension

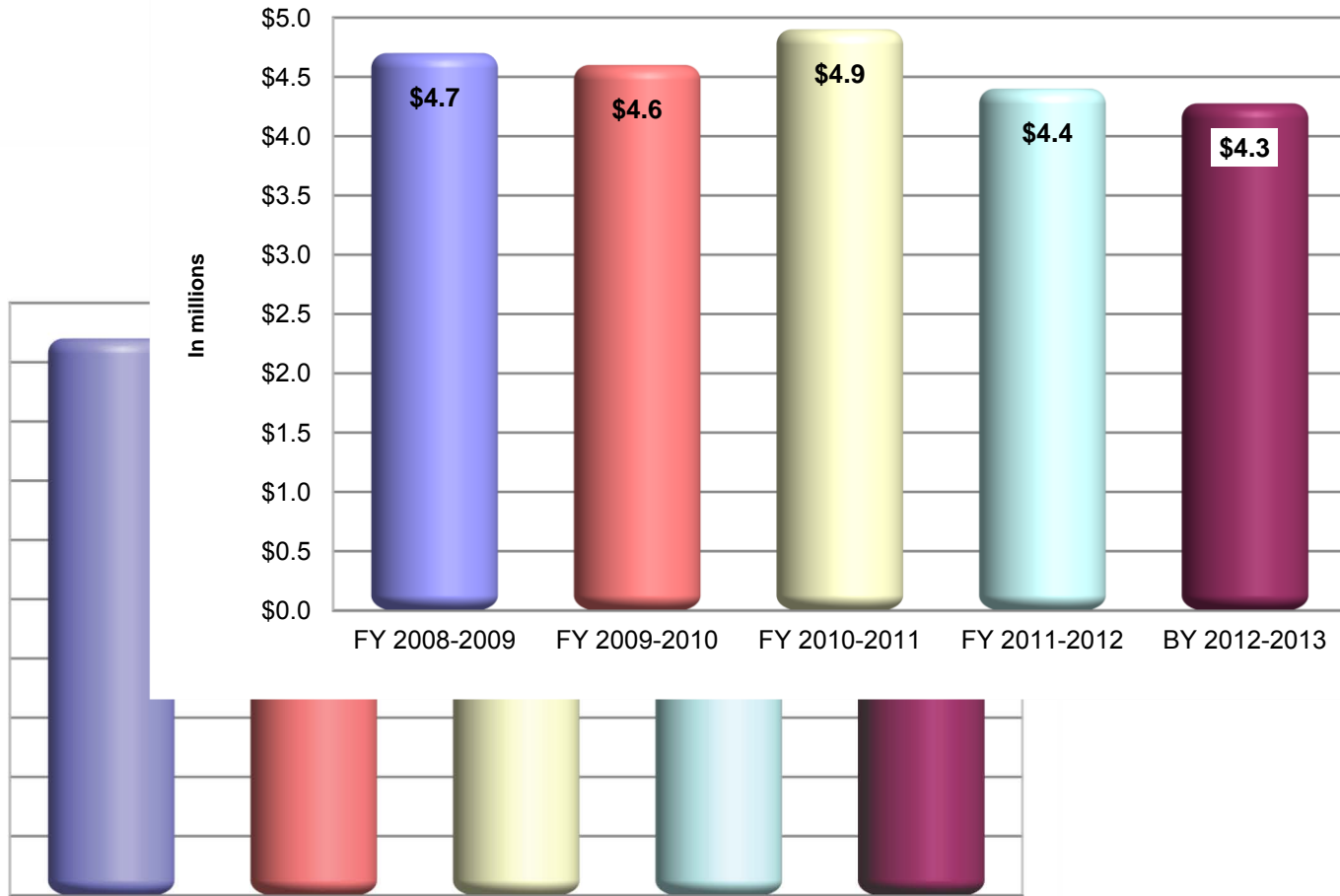
Strong Agricultural Economy/Heritage

\$4,275,494



Strong Agricultural Economy/Heritage

Five Year Comparison of Appropriations



A Strong Agricultural Economy/Heritage

2012-2013 Budget Reflects:

- A reduction or elimination of some Federal and State contracts in the Agricultural Commissioner's budget amounting to approximately 16% less revenue.
- Cooperative Extension will maintain current level of service with a reliance on prior year savings. Service level impacts anticipated in 2013-2014.

Well Planned Infrastructure System

Environmental Resources

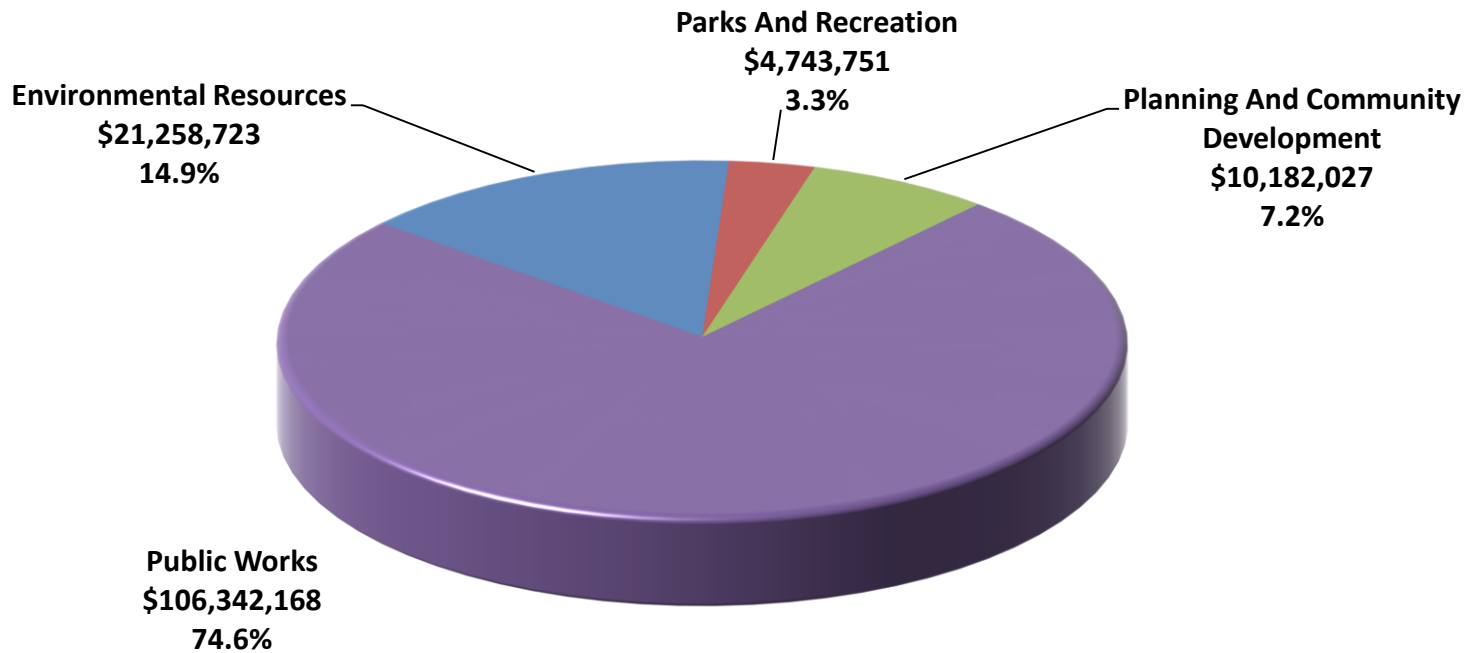
Parks and Recreation

Planning and Community Development

Public Works

Well Planned Infrastructure System

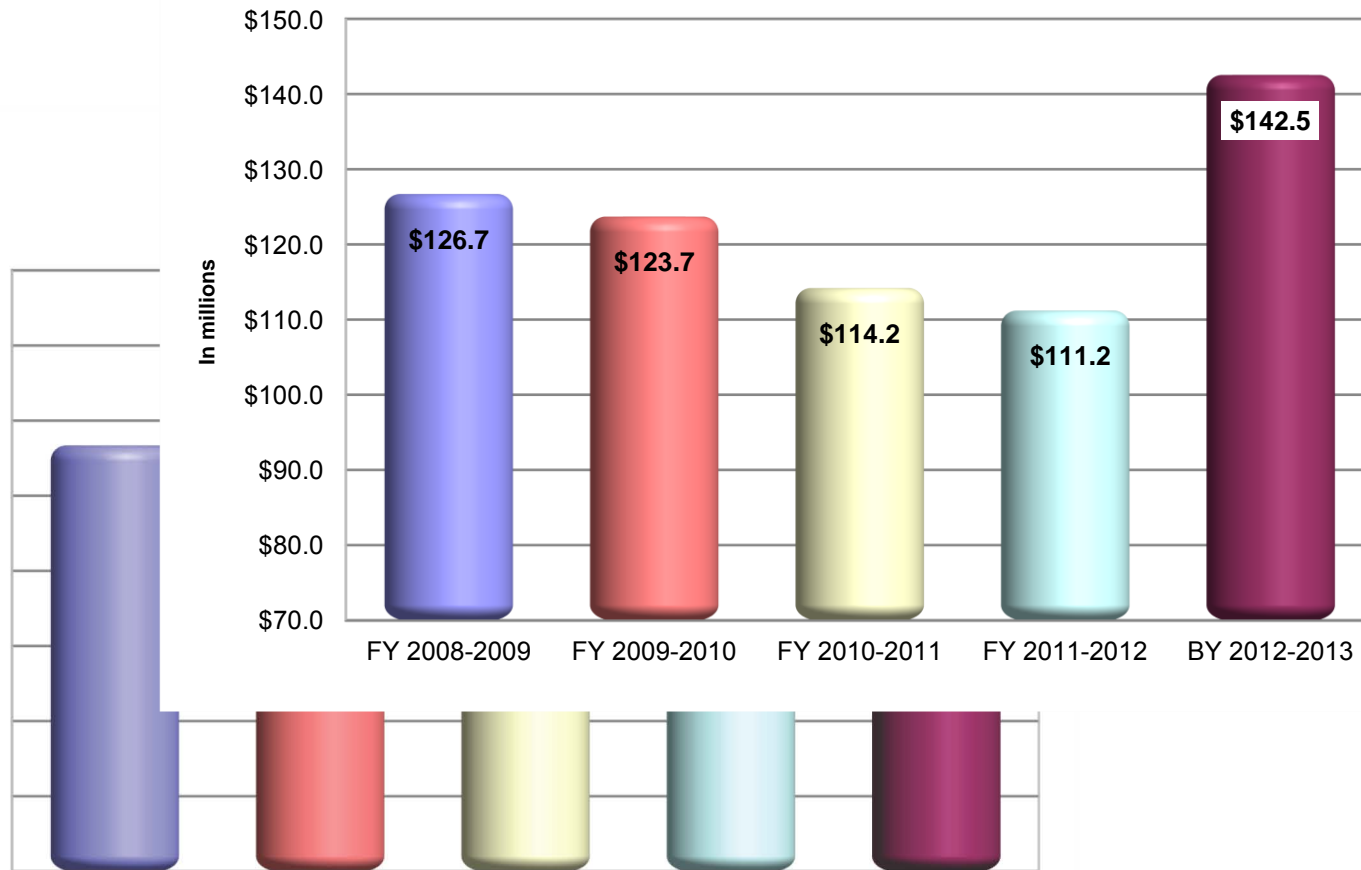
\$142,526,669



Well Planned Infrastructure System

Includes \$48.5 million for two major Public Works roads projects as well a decrease of \$18 million due to the elimination of the County Redevelopment Agency resulting in a net increase of \$31.3 million .

Five Year Comparison of Appropriations



A Well Planned Infrastructure

2012-2013 Budget Reflects:

- Continued focus on core and mandated services.
- Funding of \$60,000 for operations of Regional Water Safety Training Center in Empire included in this budget, however funds will need to be raised to continue to support operations after this year.

A Well Planned Infrastructure

- The Planning Department is requesting to modify operating hours to 8:30 a.m.– 4:30 p.m. consistent with City of Modesto. Appointments will be available outside these hours.

A Well Planned Infrastructure

- Net increase of \$48.5 million to Public Works Road & Bridge budget primarily due to Claribel Road Widening and the State Route 99 at Kiernan Interchange projects.
- Funded by Regional Transportation Impact Fees (RTIF), State Transportation Improvement Program (STIP), and Proposition 1B-SR 99 bonds.

Efficient Delivery of Public Services

COUNTY DEPARTMENTS

Assessor

Auditor-Controller

Board of Supervisors

Chief Executive Office

Clerk-Recorder

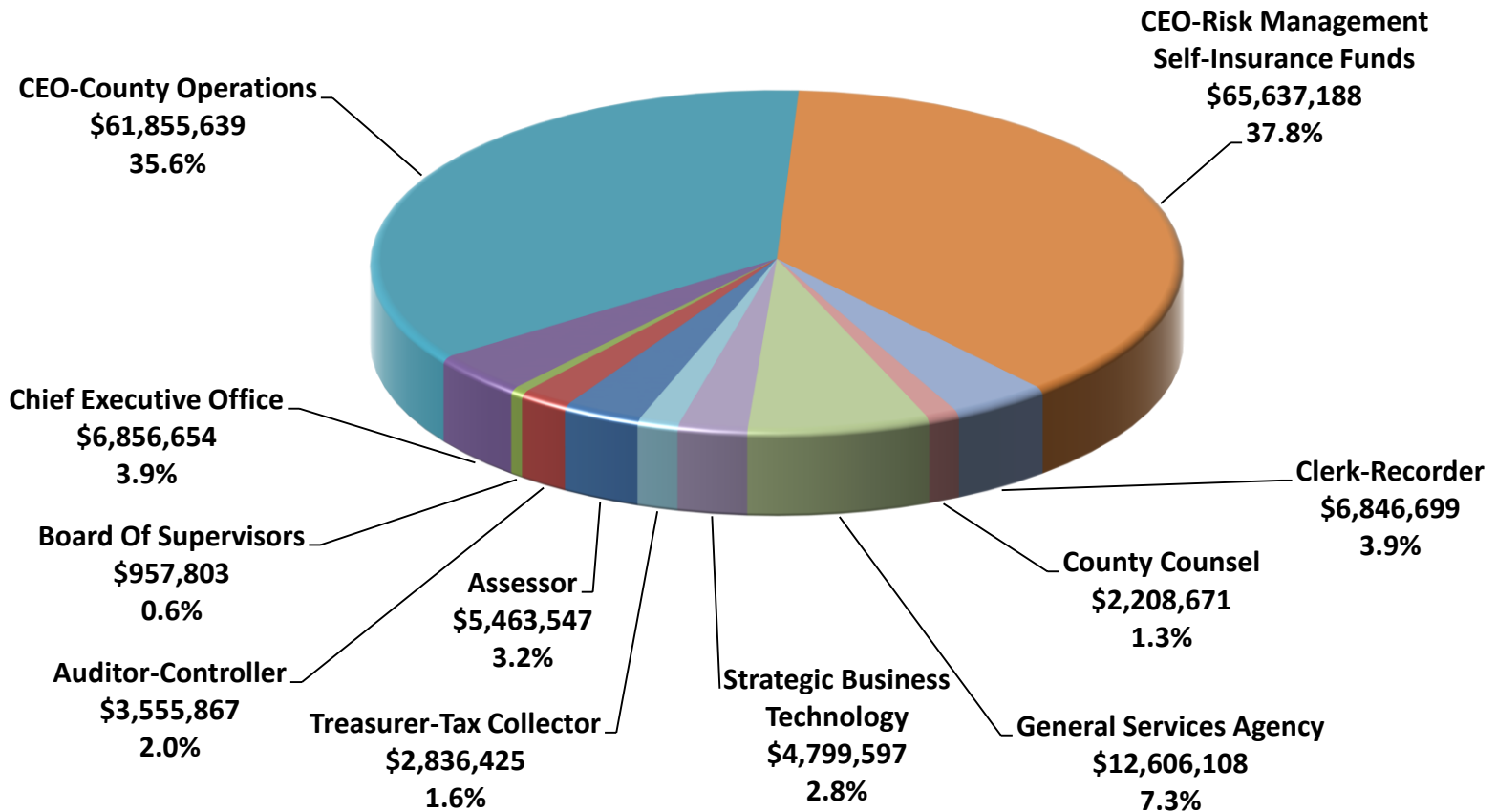
County Counsel

General Services Agency

Strategic Business Technology

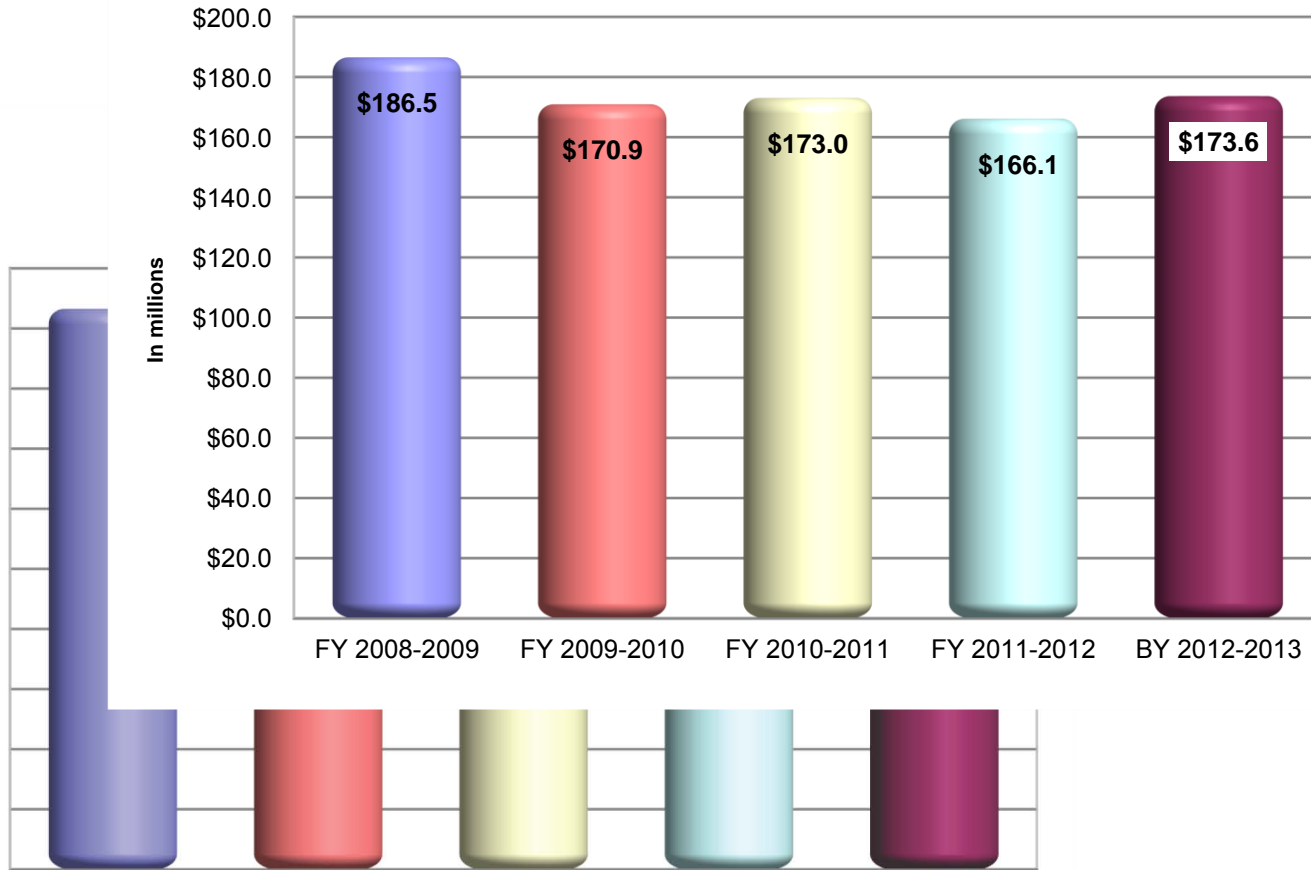
Treasurer-Tax Collector

Efficient Delivery of Public Services \$173,624,198



Efficient Delivery of Public Services

Net increase of \$7.5 million reflects set asides for Mandated Match exposures , increases in self Appropriations and a decrease in Vehicle License Fee realignment revenues.



Efficient Delivery of Public Services

2012-2013 Budget Reflects:

- General Liability Self-Insurance fund begins the year with a \$3.9 million liability, resulting in a negative \$1.7 million in retained earnings.
- 1st year of a five year plan to restore retained earnings by increasing charges to departments by \$350,000.

Efficient Delivery of Public Services

2012-2013 Budget Reflects:

- \$268,983 recommended in Clerk Recorder - Elections for the November 2012 Presidential Election.
- Auditor-Controller reduction-in-force of Account Clerk II due to workload change.
- County Counsel reduction-in-force of Confidential Assistant III to balance department budget.

Efficient Delivery of Public Services

2012-2013 Budget Reflects:

- General Services Agency – Administration starting to charge out all costs to the other GSA divisions.
- Annual review of Board of Supervisors' compensation; no change recommended pursuant to County Code, Section 2.04.030.

The Recommended Proposed Budget Includes:

\$7.3 million in additional recommended funding for:

- \$4,420,864 for County Match Contingency to address anticipated Mandated Match exposures.
- \$268,983 for election supply cost and equipment associated with sample ballot pamphlets and ballots.
- \$3,459 for 12th Street building maintenance agreement.

- \$500,000 for American's with Disability Act (ADA) evaluation and assessment of existing County facilities and immediate renovation where necessary.
- Additional \$500,000 for critical deferred maintenance of aging County facilities.
- \$1,454,825 for critical roof, heating and air conditioning repairs at Probation and Juvenile Hall. Total General Fund obligation estimated at \$4.1 million.

County Facilities:

- Over 2 million Square feet of county facilities space.
- Half of the currently occupied space constructed since 1990.
- Accessibility and safety improvements continue to be a top priority to meet current ADA requirements.
- County has implemented a prioritization process to review, evaluate, plan and improve accessibility.

Staffing Recommendations

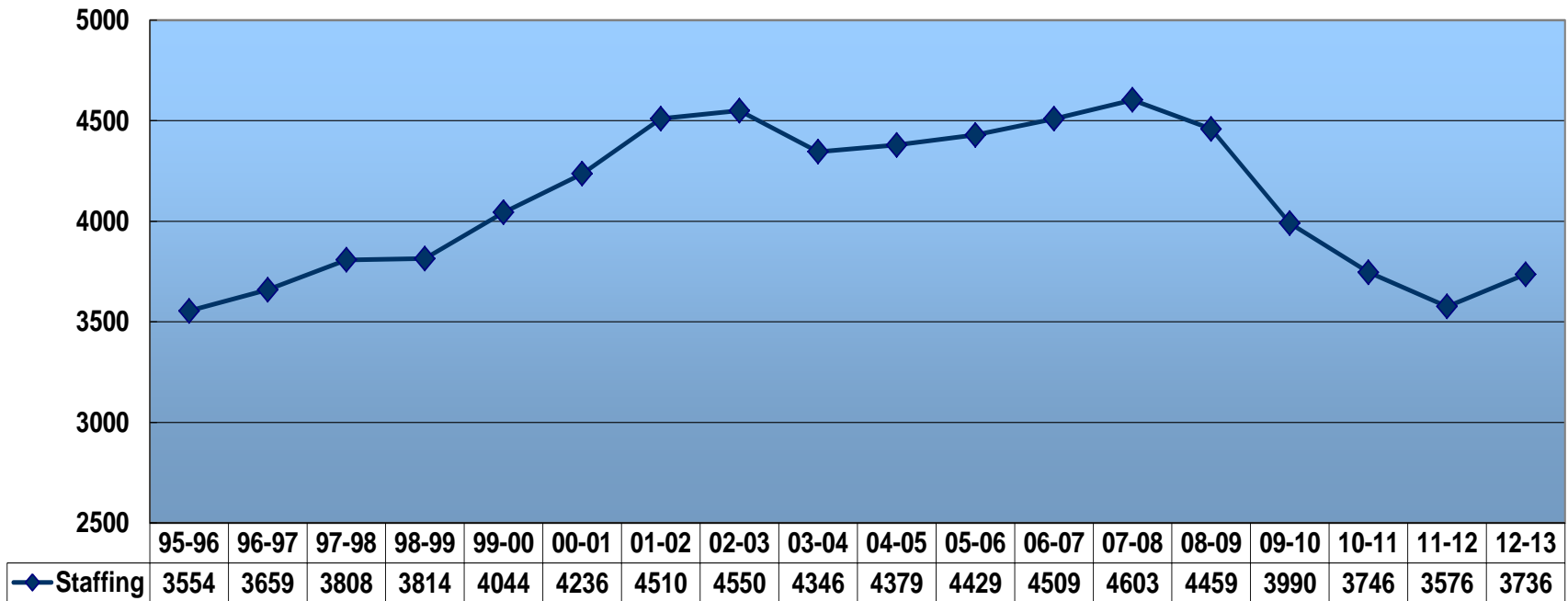
Reduction-in-Force	-2
Unfund Vacant Positions	-3
Restore Unfunded Positions	3
Add New Positions	9

Staffing Recommendations

Full Time authorized Positions	4,459	3,990	3,746	3,576	3,736
Full-time Employees	4,022	3,883	3,587	3,464	3,460*
Extra-help Employees	518	465	450	445	420*
Personal Service Contractors	185	160	134	128	122

* Full-time, Extra-help and Personal Service Contract Employees are reflected as of pay period ending May 24, 2012

Staffing Recommendations



Significant Challenges Remain

State Budget uncertainty continues:

- State continues to face massive near-term and ongoing structural budget deficit.
- Deficit increasing from January estimate of \$7.2 billion to \$15.7 billion, an increase in proposed cuts is included in new budget.
- May Revise creates more uncertainty.

Significant Challenges Remain

State Budget uncertainty continues:

- State budget relies on voter approval of tax increase measure (estimated \$9 billion in new revenues in 2012-2013).
- Without approval of the tax measure, a series of trigger cuts of \$6 billion would take place to close the budget gap.

Significant Challenges Remain

AB 109 Public Safety Realignment:

- In 2011-2012 County received \$6.6 million (9 months).
- Community Corrections Partnership currently developing Phase II Plan.
- It is unclear if funding will be adequate and concerns remain over the lack of Constitutional protection for future years.

Significant Challenges Remain

BHRS:

- Dramatic increase in the number of psychiatric hospitalizations; funding provided through Medi-Cal and 1991 Realignment is not sufficient to cover full costs.
- Due to the dramatic increase in psychiatric hospitalizations this fiscal year, your Board has been asked, by separate action today, to approve an increase in the Managed Care budget by \$300,000.

Significant Challenges Remain

Medically Indigent Adult (MIA):

- MIA services are mandated regardless of available funding. Health Services Agency faces a potential \$3.8 million exposure due to increased enrollment, utilization and patient liability.

Significant Challenges Remain

Retirement:

- Earnings have improved from significant losses in 2007 and 2008.
- StanCERA Board considering potential actuarial methodology changes including discount rate and Government Accounting Standards Board (GASB) recommendations - could pose additional costs in the future.

Significant Challenges Remain

Redevelopment:

- Successor Agencies and Oversight Boards in place.
- Recognized Obligation Payment Schedules (ROPS) submitted to the State.
- Outcome of State reviews may have local implications if submitted obligations not approved.
- Cleanup legislation introduced by the Department of Finance pending.

Preliminary Budget Schedule

August 31, 2012	Final Budget Recommendations available to the public
September 11, 2012	Final Budget Hearing



- [Departments](#)
- [Services](#)
- [County Sites of Interest](#)
- [Job Opportunities](#)
- [Stanislaus County Home](#)

■ Stanislaus County Sites of Interest

- [Board Priorities](#) [PDF]
- [County Budget](#)
- [Capital Projects](#)
- [Economic Development](#)
- [Education and Training](#)
- [GIS - Geographical Information Systems](#)
- [Health & Safety](#)
- [HIPAA - Health Insurance Portability & Accountability Act](#)
- [Job Opportunities](#)
- [Living and Working](#)

New to the Budget

Total Revenue	\$250,966,485
Fund Balance/Retained Earnings	\$127,553
Net County Cost	\$8,578,143
Total Recommended Staffing	944
% Funded by Local Discretionary Funds	3.3%

COMMUNITY SERVICES AGENCY
Christine Applegate, Director

Gross Costs	\$259,672,181
Total Revenue	\$250,966,485
Fund Balance/Retained Earnings	\$127,553
Net County Cost	\$8,578,143
Total Recommended Staffing	944
% Funded by Local Discretionary Funds	3.3%

MISSION STATEMENT

To build a stronger community, CSA works with the people of Stanislaus County to help with a safe place to live, access to food, health care, and opportunities to work.

ACCOMPLISHMENTS AND OBJECTIVES

The Community Services Agency's accomplishments and objectives align directly to the agency's strategic direction and are guided by strategic priorities. These priorities include but are not limited to: protecting children and adults from abuse and neglect; providing access, services and support for basic needs of living; promoting personal responsibility and self-sufficiency; providing excellent customer service; practicing program and agency integrity; and promoting effective business strategies.

The Accomplishments of 2011-2012 and Objectives for the 2012-2013 Budget Year include:

FISCAL YEAR 2011-2012 ACCOMPLISHMENTS	BUDGET YEAR 2012-2013 OBJECTIVES
<ul style="list-style-type: none"> ◆ Implementation of AB 12 which re-enacted the existing Kin-GAP program to align with new Federal requirements and provided transitional support to qualifying foster youth until age 19. ◆ Partnership with Valley Recovery Resources to provide local match to CWS basic allocation and sober living environment services allowing for access to approximately \$2.7 million of 100% State and Federal augmentation funding requiring no local match. ◆ Implemented Supplemental Nutrition Assistance Program – Education programs (SNAP-ED) in partnership with the Health Services Agency by contracting with community partners to educate customers on healthy eating food options. 	<ul style="list-style-type: none"> ◆ Develop and initiate a County Request for Proposal to solicit bids from agencies for Welfare-to-Work (WtW) services and activities to enhance self-reliance and self-sufficiency outcomes to increase the number of Welfare-to-Work customers engaged and participating in the WtW program resulting in an overall increase the County's Work Participation Rate (WPR). ◆ Implement a new service efficiency business model that will redesign and improve customer flow through the StanWORKs lobby to improve customer service, maximize available resources and streamline internal operations. ◆ Initiate partnerships within the community to assist with services and resources needed for foster care youth due to the extension of AB 12.

Government Financing Officers Award



Recommendations

1. Accept the Recommended Proposed Budget for Budget Year 2012-2013 from the Chief Executive Officer.
2. Conduct the scheduled Public Hearing at 9:05 a.m. on June 5, 2012, and if necessary, continue to June 6, 2012 and June 7, 2012 at 9:00 a.m., to receive public comment and input on the proposed spending plan.

Recommendations

3. Direct and approve any changes the Board of Supervisors choose to make to the Recommended Proposed Budget for Budget Year 2012-2013; and then adopt the Recommended Proposed Budget for Budget Year 2012-2013.

Recommendations

4. Authorize the Chief Executive Officer and the Auditor-Controller to make the necessary technical adjustments to implement the approved Recommended Proposed Budget.
5. Approve modification of public operating hours in the Planning Department from 8:00 a.m. - 5 p.m. to 8:30 a.m. - 4:30 p.m.

Recommendations

6. Approve contracts and/or agreements listed on Attachment B in cumulative amounts of \$100,000 or greater since July 1, 2010, and authorize the General Services Agency Director / Purchasing Agent to sign.

Recommendations

7. Amend the Salary and Position Allocation Resolution to reflect the recommended changes for the 2012-2013 Recommended Proposed Budget, (as outlined in the Staffing Impacts section of this report and detailed in Attachment A) to be effective with the start of the first pay period beginning after July 1, 2012.

Recommendations

8. Direct the Chief Executive Officer to prepare the Recommended Final Budget and set the Public Hearing for consideration of the Final Budget on September 11, 2012 at 9:05 a.m. and, if necessary, continue to September 12, 2012 and September 13, 2012, at 9:00 a.m.

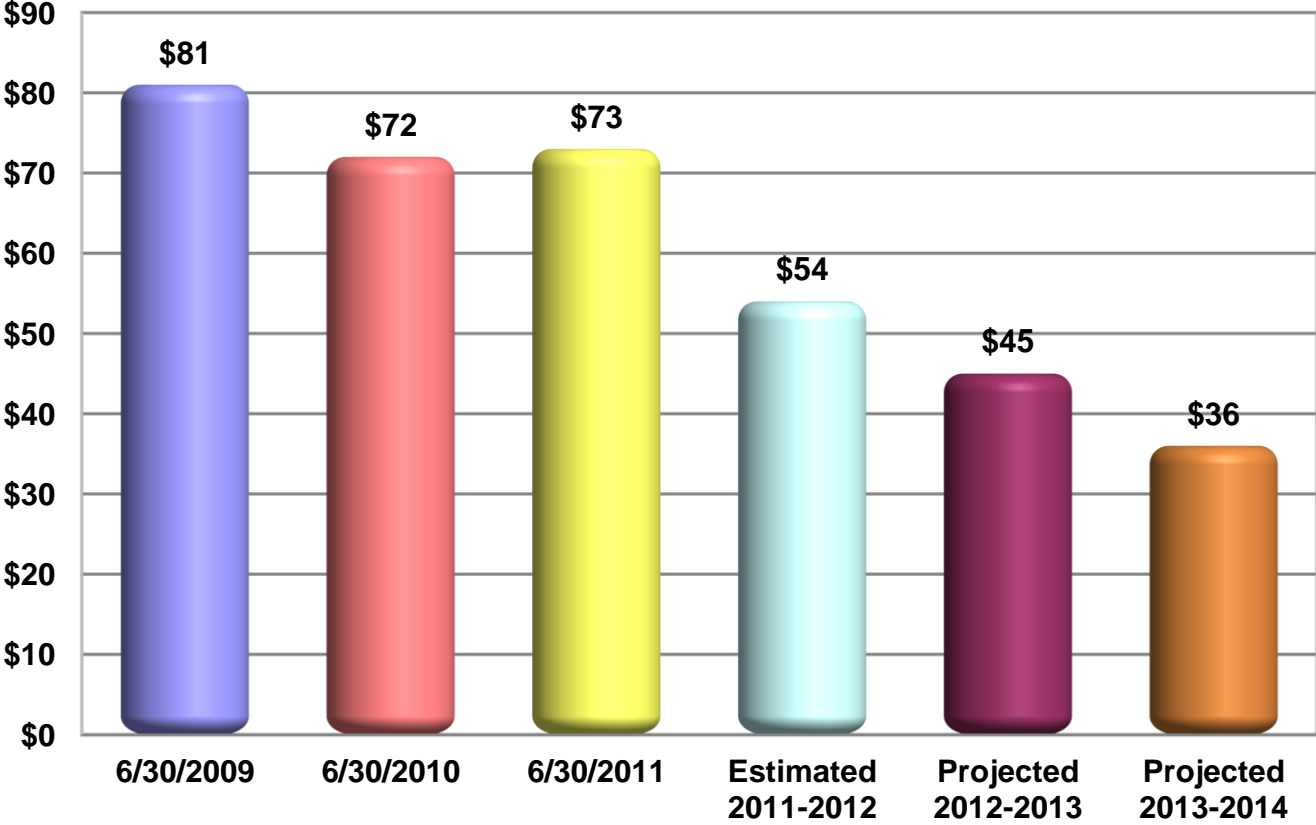
Questions



General Fund - Fund Balance

(Committed, Assigned & Unassigned)

In Millions




* Does not include 75% NCC Carry Over Savings

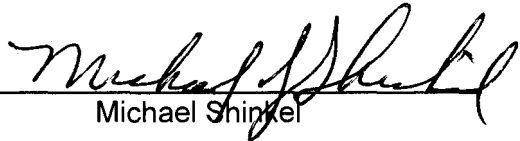
This Agreement has been signed by the parties or their duly authorized representatives to become effective as of the date referenced on the first page.

IN WITNESS WHEREOF, the parties have executed this Agreement in duplicate on the day and year first hereinabove written.

COUNTY OF STANISLAUS

THE SOLIDARITY FELLOWSHIP, INC.

By: 
Keith D. Boggs

By: 
Michael Shinkel

Title: Assistant Executive Officer
GSA Director/Purchasing Agent

Title: CEO

Dated: 6-20-12

Dated: 6-13-12

**APPROVED AS TO FORM:
COUNTY COUNSEL
JOHN P. DOERING**

**APPROVED AS TO CONTENT:
STANISLAUS COUNTY
COMMUNITY SERVICES AGENCY**

By: 

By: 
Christine C. Applegate

Title: Deputy County Counsel

Title: Director

Dated: 6/24/12

Dated: 6-19-12

COUNTY OF STANISLAUS

Approved per BOS Item #: 2012-280

Dated: 6/5/12

**DECLARATION OF PUBLICATION
(C.C.P. S2015.5)**

**COUNTY OF STANISLAUS
STATE OF CALIFORNIA**

I am a citizen of the United States and a resident Of the County aforesaid; I am over the age of Eighteen years, and not a party to or interested In the above entitle matter. I am a printer and Principal clerk of the publisher of **THE MODESTO BEE**, printed in the City of **MODESTO**, County of **STANISLAUS**, State of California, daily, for which said newspaper has been adjudged a newspaper of general circulation by the Superior Court of the County of **STANISLAUS**, State of California, Under the date of **February 25, 1951, Action No. 46453**; that the notice of which the annexed is a printed copy, has been published in each issue there of on the following dates, to wit:

Aug 31, 2012, Sep 06, 2012

**NOTICE OF PUBLIC HEARING
STANISLAUS COUNTY
FINAL BUDGET
FISCAL YEAR 2012-2013**

NOTICE IS HEREBY GIVEN that on Tuesday, September 11, 2012, at 9:05 a.m., or as soon thereafter as the matter may be heard, the Stanislaus County Board of Supervisors will meet in the Basement Chambers, 1010 10th Street, Modesto, CA, to open the hearing and consider the approval of the Final Budget, Fiscal Year 2012-2013. If necessary, the hearing for the Final Budget may be continued to September 12, 2012 and September 13, 2012 at 9:00 a.m. for further staff and public comment.

ADDITIONAL NOTICE IS GIVEN that on August 31, 2012, at 3:00 p.m., the Final Budget document will be available for review online at <http://www.stancounty.com/budget/index.shtml> and at the Chief Executive Office, 1010 10th St., Suite 6800, Modesto, CA. In addition, the Final Budget document will be available for review at all the Stanislaus County branch libraries on September 1, 2012.

NOTICE IS FURTHER GIVEN that at the said time and place, interested persons will be given the opportunity to be heard. For further information, contact Patricia Hill Thomas or Stan Risen, Stanislaus County Chief Executive Office, (209) 525-6333 or at 1010 10th Street, Suite 6800, Modesto, CA. BY ORDER OF THE BOARD OF SUPERVISORS. DATED: June 5, 2012. ATTEST: Christine Ferraro Tallman, Clerk of the Board of Supervisors of the County of Stanislaus, State of California. BY: Elizabeth A. King, Asst. Clerk of the Board
Pub Dates Aug 31 & Sept 6, 2012

I certify (or declare) under penalty of perjury That the foregoing is true and correct and that This declaration was executed at

MODESTO, California on

September 6th, 2012

(By Electronic Facsimile Signature)

