

BOARD OF SUPERVISORS

2011 JUL -8 A 9: 24

Contact: Manuel Martinez ([mmartinez@modestogov.com](mailto:mmartinez@modestogov.com))

Phone: (209) 342-2246

Date: June 25, 2011


**City of Modesto's Annual Water Quality Report is Now available!**

The 2010 Annual Water Quality Report (Consumer Confidence Report) for the City of Modesto's ten water systems is now available. This report contains important information about your drinking water and has been mailed to every billed customer within the City's water systems, which include Modesto, Salida, Grayson, Del Rio, Hickman, Waterford and areas of Ceres and Turlock.

The report is also available at the City Clerk's office located at 1010 Tenth Street, the Stanislaus County Public Library located at 1500 I Street, as well as online at [www.modestogov.com](http://www.modestogov.com).

In order to ensure that tap water is safe to drink, the California Department of Public Health (CDPH) and the Federal Environmental Protection Agency (EPA) prescribe regulations which limit the amount of certain contaminants in our drinking water. The City of Modesto's Water Division treats water according to the CDPH and EPA regulations and this report identifies all the contaminants that are present in the drinking water supplied by the City's water system and it also details how they measure compared to the regulations set forth by both the CDPH and EPA.

For more information regarding the City's Water Quality Report, contact Manuel Martinez at 209-342-2246, or by email [mmartinez@modestogov.com](mailto:mmartinez@modestogov.com).



# CITY OF MODESTO 2010 ANNUAL DRINKING WATER QUALITY REPORT

**FOR PUBLIC WATER SYSTEM  
5010010**

---

*The City of Modesto's water is safe and healthy to drink for most people. People with special health concerns can learn more about important health information on page 1.*

---

---

This report is being mailed to you as a requirement of the federal Safe Drinking Water Act and covers the data for the calendar year from January 1, 2010 to December 31, 2010.

---

*This report contains important information about your drinking water. If the report is not available in your native language, we encourage you to identify someone who understands it and can translate for you.*

*Este informe contiene información importante sobre su agua potable. Tradúzcalo o hable con alguien que lo entienda bien. Para información en español, llame por favor al (209) 342-2246.*

BOARD OF SUPERVISORS

2011 JUL - 8 | A 9: 24 |



## WHAT IS THIS REPORT ABOUT?

The City of Modesto supplies you with clean, reliable water and we are extremely pleased to have provided you with water that met or surpassed U.S. Environmental Protection Agency standards for safety.

The City works diligently to comply with emerging environmental issues and drinking water regulations to meet the needs of our region. This is an important document about your drinking water and we hope you find it to be helpful.

## IS MY WATER SAFE TO DRINK?

Yes! In order to ensure your tap water is safe to drink, the California Department of Public Health (CDPH) and the federal Environmental Protection Agency set regulations which limit the amount of certain contaminants in water provided by public water systems. The City of Modesto's Water Operations Division treats water according to the CDPH regulations. Regulations within the CDPH Food and Drug Branch also established limits for contaminants in bottled water which must provide the same protection for public health.

Drinking water, including bottled water, may reasonably be expected to contain small amounts of some contaminants. The presence of these contaminants does not necessarily indicate that the water poses a health risk. More information about contaminants and potential health effects can be obtained by calling the EPA's Safe Drinking Water Hotline at 1.800.426.4791.

Some people may be more vulnerable to contaminants in drinking water than the general population. Immuno-compromised persons such as those with cancer who are undergoing chemotherapy or those who have undergone organ transplants; people with HIV/AIDS or other immune system disorders; some elderly, and infants can be particularly at risk from infections. These people should seek advice about drinking water from their health care providers. EPA/Centers for Disease Control (CDC) guidelines on appropriate means to lessen the risk of infection by *Cryptosporidium* and other microbial contaminants are available from the Safe Drinking Water Hotline 1.800.426.4791.

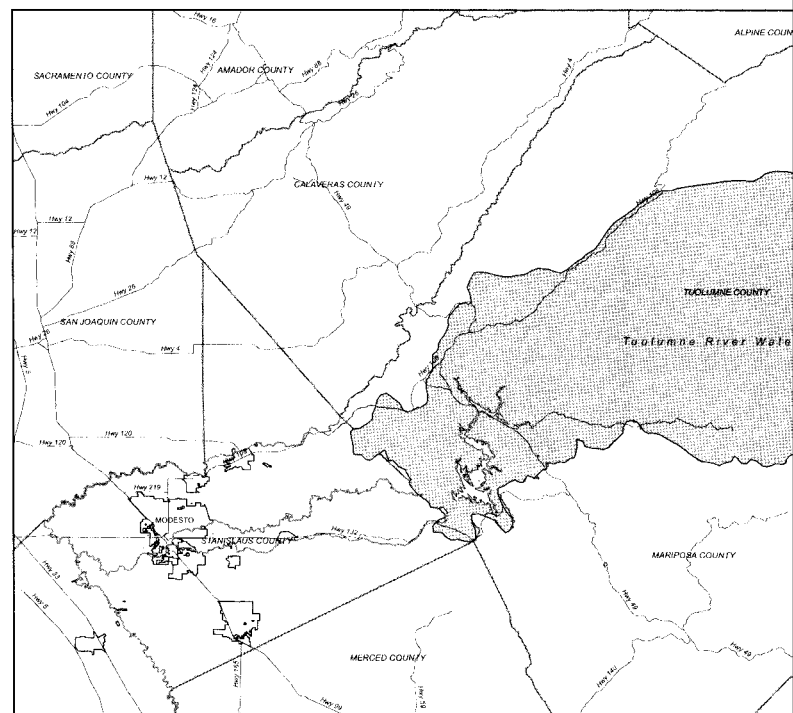
Water taste can vary within the water system depending on the age of the pipes in the system or the home, minerals in the water, time of the year, the percent of well water mixing with surface water and the process of disinfection.

## HOW DO I GET MY DRINKING WATER?

The City of Modesto supplies drinking water to residents in Modesto, Empire, Salida, Waterford, Hickman, Grayson, Del Rio, parts of Ceres and Turlock, and county areas adjacent to the City's system. About 250,000 residents receive their drinking water from the City system and are billed by either a rate structure or by water meter.

For many years, the City's water customers received all of their water from 113 wells. The wells pump drinking water from the Modesto Basin, which is an unconfined alluvial aquifer common in the Central Valley of California. To continue to deliver clean, dependable water to its customers, the City partnered with the Modesto Irrigation District in the early 1990s to construct a surface water treatment plant. A third partner, the Del Este Water Company, was purchased by the City in 1995. The surface water treatment plant is located on 30-acres at the Modesto Reservoir and treats surface water from the Tuolumne River. This treated water is distributed to City water customers at an average of 30 million gallons per day (mgd). Average daily water consumption has exceeded 74 mgd, peak demand days have been as high as 133 mgd, and peak hourly demands have reached 187 mgd.

Water quality regulations require that all surface water be treated to meet strict drinking water standards for pollutants and pathogens. The plant's state-of-the-art treatment process ensures that the water supply meets or exceeds all state and federal drinking water standards now and in the future. There are seven steps in the City's water treatment process:



## WHAT'S IN MY DRINKING WATER?

1. Water from Modesto Reservoir flows by gravity into the water treatment plant where ozone is added for the first round of disinfection.
2. Two additives (liquid alum and polymers) are mixed rapidly into the disinfected water to attract suspended particles in the water and cause them to come together into a substance known as floc.
3. The water then flows into sedimentation basins to allow the floc to settle at the bottom before the water goes to the filters.
4. Next, the water moves through a filter of anthracite coal and gravel where the floc is removed.
5. Chlorine is added as the final disinfection.
6. Next, lime and carbon dioxide are added to make the water less corrosive and more compatible with the groundwater it is about to be mixed with.
7. Treated water is then moved into water storage reservoirs, pumped into the distribution system and delivered to the City's customers.

The treated drinking water travels more than 15 miles from the plant to Modesto and into two large tanks where it is pumped out as needed into what are called transmission lines. These transmission lines are spread out through Modesto and feed into smaller water mains that go to the different neighborhoods. The mains feed into service lines that take the drinking water directly to homes and you get to drink it, cook with it, bathe with it, etc.

The sources of City of Modesto drinking water (both tap water and bottled water) include rivers, streams, reservoirs, and wells. As water travels over the surface of the land or through the ground, it dissolves naturally-occurring minerals and some radioactive materials, and substances resulting from the presence of animals or from human activity. Contaminants that may be present in the source water include:

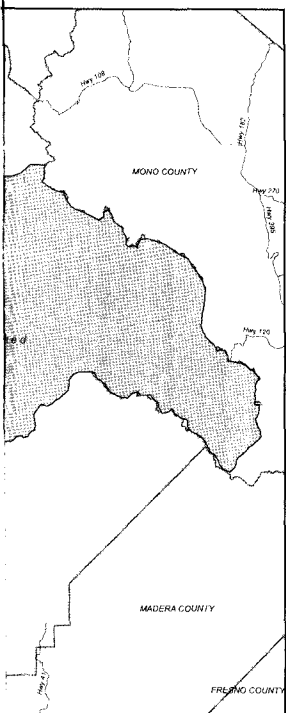
- Inorganic contaminants, such as salts and metals, which can be naturally-occurring or result from urban stormwater runoff, industrial or domestic wastewater discharges, oil and gas production, mining, or farming.
- Organic chemical contaminants, including synthetic and volatile organic chemicals, which are by-products of industrial processes and petroleum production, and can also come from gas stations, urban stormwater runoff, and septic systems.
- Microbial contaminants, such as viruses and bacteria, which may come from sewage treatment plants, septic systems, agricultural livestock operations, and wildlife.
- Pesticides and herbicides, which may come from a variety of sources such as agriculture, urban stormwater runoff, and residential uses.
- Radioactive contaminants, which can be naturally-occurring or be the result of oil and gas production or mining activities.

## SPECIAL NOTIFICATIONS FOR THE MODESTO WATER SYSTEM

While your drinking water meets the federal and state standard for arsenic, it does contain low levels of arsenic. The arsenic standard balances the current understanding of arsenic's possible health effects against the costs of removing arsenic from drinking water. The U.S. Environmental Protection Agency continues to research the health effects of low levels of arsenic, which is a mineral known to cause cancer in humans at high concentrations and is linked to other health effects such as skin damage and circulatory problems.

Nitrate in drinking water at levels above 45 mg/L is a health risk for infants of less than six months of age. Such nitrate levels in drinking water can interfere with the capacity of the infant's blood to carry oxygen, resulting in a serious illness; symptoms include shortness of breath and blueness of the skin. Nitrate levels above 45 mg/L may also affect the ability of the blood to carry oxygen in other individuals, such as pregnant women and those with certain specific enzyme deficiencies. If you are caring for an infant, or you are pregnant, you should ask advice from your health care provider.

Only water that meets the strict State regulations on Nitrate and Arsenic is delivered to our customers



The table below lists contaminants which: 1) have associated primary Maximum Contaminant Levels (MCLs) that are regulated and 2) were detected by the City of Modesto's Water Services Division. Contaminants were detected below, at or above the California Department of Public Health's Detection Limits for Purposes of Reporting (DLR) during the 2009 calendar year. *The presence of these contaminants in the drinking water does not necessarily indicate that the water poses a health risk.* More information about contaminants and potential health risks can be obtained by calling the U.S. Environmental Protection Agency (EPA) at (800) 426-4791 or visiting the agency's Web site at [www.epa.gov/safewater/hfacts.html](http://www.epa.gov/safewater/hfacts.html). California action levels are available on the Department of Public Health Web site at [www.cdph.ca.gov](http://www.cdph.ca.gov).

**Table 1** lists all regulated contaminants with Primary MCLs that the City of Modesto's Water Services Division detected in the drinking water below, at or above the state DLR. **Table 2** lists regulated contaminants with Secondary MCLs that were detected at or above the state DLR. **Table 3** lists disinfection residuals and disinfection by-products that were detected in the treated water.

**AL (action level):** the concentration of a contaminant that, if exceeded, triggers treatment or other requirements that a water system must follow.

**MCL (maximum contaminant level):** the highest level of a contaminant that is allowed in drinking water. Primary MCLs are set as close to the PHGs or MCLGs as feasible using the best available treatment technology. Secondary MCLs are set to protect the odor, taste and appearance of drinking water.

**MCLG (maximum contaminant level goal):** the level of a contaminant in drinking water below which there is no known/expected health risk. MCLGs allow for a margin of safety.

**MRDL (maximum residual disinfectant level):** the highest level of a disinfectant allowed in drinking water. There is convincing evidence that addition of a disinfectant is necessary for control of microbial contaminants.

**MRDLG (maximum residual disinfectant level goal):** the level of a drinking water disinfectant below which there is no known or expected risk to health. MRDLGs do not reflect the benefits of the use of disinfectants to control microbial contamination.

**TT (treatment technique):** a required process intended to reduce the level of a contaminant in drinking water.

- DLR:** detection limit for reporting
- mg/L:** number of milligrams in one liter of water
- n/a:** not applicable
- NTU:** nephelometric turbidity units
- pCi/L:** picocuries per liter (a measure of radiation)
- ppb:** parts per billion
- ppm:** parts per million
- ppt:** parts per trillion
- TT:** treatment technique
- µS/cm:** micro-siemens/cm
- <:** less than
- >:** greater than

MODESTO #5010010

TABLE 1. DETECTED INQUIRY REPORT CONTAMINANTS WITH MCLs									
INORGANIC CONSTITUENTS									
CONTAMINANT	UNITS	MCL	PHG	CDPH DLR	AVG	RANGE	YEAR SAMPLED	VIOLATION	TYPICAL SOURCE OF CONTAMINANTS
Arsenic	ppb	10	0.004	2	3.0	0-7.2	2010	No	Erosion of natural deposits; runoff from orchards; glass and electronics production wastes
Barium	ppm	1	2	0.1	0.051	0-0.220	2010	No	Erosion of natural deposits; discharges of oil drilling wastes and from metal refineries
Fluoride	ppm	2.0	1	0.1	0.07	0-0.15	2010	No	Erosion of natural deposits; water additive that promotes strong teeth; discharge from fertilizer and aluminum factories
Nitrate	ppm	45	45	2	16.2	0-43	2010	No	Erosion of natural deposits; runoff/leaching from fertilizer use, septic tanks and sewage
Selenium	ppb	50	30	5	1.6	0-7.2	2010	No	Discharge from petroleum/glass/metal refineries; erosion of natural deposits; discharge from mines and chemical manufacturers; runoff from livestock lots (feed additive)
VOLATILE ORGANIC CHEMICALS									
CONTAMINANT	UNITS	MCL	PHG	CDPH DLR	AVG	RANGE*	YEAR SAMPLED	VIOLATION	TYPICAL SOURCE OF CONTAMINANTS
Tetrachloroethylene (PCE)	ppb	5	0.06	0.5	0.26	0-8.4	2010	No	Discharge from factories, dry cleaners and auto shops (metal degreaser)
Trichloroethylene (TCE)	ppb	5	1.7	0.5	0.18	0-3.4	2010	No	Discharge from metal degreasing sites and other factories
SYNTHETIC ORGANIC CHEMICALS/HERBICIDES AND PESTICIDES									
CONTAMINANT	UNITS	MCL	PHG	CDPH DLR	AVG	RANGE	YEAR SAMPLED	VIOLATION	TYPICAL SOURCE OF CONTAMINANTS
Dibromochloropropane (DBCP)	ppt	200	1.7	10	10	0-190	2010	No	Banned nematocide that may still be present in soils due to runoff/leaching from former use on soybeans, cotton, vineyards, tomatoes and tree fruit
ADDITIONAL ORGANIC CONSTITUENTS									
CONTAMINANT	UNITS	NOTIFY LEVEL	PHG	CDPH DLR	AVG	RANGE	YEAR SAMPLED	VIOLATION	TYPICAL SOURCE OF CONTAMINANTS
Dichlorodifluoromethane (Freon 12)	ppm	1	n/a	0.0005	0	0-0.0008	2010	No	n/a
1,1,2-Trichloro 1,2,2-trifluoroethane (Freon 113)	ppm	1.2	4	0.01	0.009	0-0.031	2010	No	Discharge from metal degreasing sites and other factories; dry cleaning solvent, refrigerant



**RADIOACTIVE CONSTITUENTS**

CORRESPONDENCE NO. 1 Page 6 of 9

CONTAMINANT	UNITS	MCL	PHG (MCLG)	CDPH DLR	AVG	RANGE*	YEAR SAMPLED	VIOLATION	TYPICAL SOURCE OF CONTAMINANTS
Gross Alpha	pCi/L	15	(0)	3	6.3	0-18.6	2010	No	Erosion of natural deposits
Uranium	pCi/L	20	0.43	1	6.4	0-18.0	2010	No	Erosion of natural deposits

**AT THE TAP CONTAMINANTS**

CONTAMINANT	UNITS	ACTION LEVEL	PHG	CDPH DLR	# OF SAMPLES	90TH % CONCENTRATION	YEAR SAMPLED	#SAMPLES > ACTION LIMITS	TYPICAL SOURCE OF CONTAMINANTS
Copper	ppm	1.3	0.3	0.05	59	0.13	2009	0	Corrosion of plumbing systems; erosion of natural deposits; leaching from wood preservatives
Lead	ppb	15	0.2	5	59	2.5	2009	0	Corrosion of plumbing systems; industrial manufacturer discharges; erosion of natural deposits

**INORGANIC CONTAMINANTS**

CONTAMINANT	UNITS	STANDARD	PHG	CDPH DLR	AVG	RANGE	YEAR SAMPLED	VIOLATION	TYPICAL SOURCE OF CONTAMINANTS
Chloride	ppm	500	n/a	n/a	93	7.2-340	2010	No	Runoff and leaching from natural deposits; seawater influence
Color (A.P.H.A.)	units	15	n/a	n/a	0	0-5	2010	No	Naturally occurring organic materials
Specific Conductance	uS/cm	1600	n/a	n/a	691	240-1300	2010	No	Substances that form ions when in water; seawater influence
Odor	units	3	n/a	n/a	0	0-1	2010	No	Naturally occurring organic materials
Sulfate	ppm	500	n/a	n/a	17	0-61	2010	No	Runoff/leaching from natural deposits; industrial waste
Total Dissolved Solids	ppm	1000	n/a	n/a	379	84-964	2010	No	Runoff/leaching from natural deposits
Turbidity	ntu	TT	n/a	n/a	0.01	0-0.15	2010	No	Soil runoff

**ADDITIONAL INORGANIC CONSTITUENTS**

CONTAMINANT	UNITS	MCL	PHG	CDPH DLR	AVG	RANGE	YEAR SAMPLED	VIOLATION	TYPICAL SOURCE OF CONTAMINANTS
Hardness (as CaCO3)	ppm	n/a	n/a	n/a	201	54-360	2010	No	n/a
pH	units	n/a	n/a	n/a	8.1	8.0-8.3	2010	No	n/a
Sodium	ppm	n/a	n/a	n/a	54	22-95	2010	No	n/a

**BACTERIOLOGICAL CONSTITUENTS**

CONTAMINANT	UNITS	MCL	PHG	CDPH DLR	AVG	RANGE	YEAR SAMPLED	VIOLATION	TYPICAL SOURCE OF CONTAMINANTS
Total Coliform Bacteria	cfu/ml	>5.0%	(0)	n/a	0.70%	0-1	2010	No	Naturally present in the environment
Heterotrophic Plate Count	cfu/ml	n/a	n/a	n/a	4	0-38	2010	No	n/a

**DISINFECTION BY-PRODUCTS**

CONTAMINANT	UNITS	MCL	PHG	CDPH DLR	AVG	RANGE	YEAR SAMPLED	VIOLATION	TYPICAL SOURCE OF CONTAMINANTS
Total Haloacetic Acids	ppb	60	n/a	n/a	16.6	0-40	2010	No	By-product of drinking water disinfection
Trihalomethanes (Total)	ppb	80	n/a	n/a	26.1	0-59	2010	No	By-product of drinking water disinfection

**DISINFECTANT RESIDUAL**

CONTAMINANT	UNITS	MRDL	MRDLG	CDPH DLR	AVG	RANGE	YEAR SAMPLED	VIOLATION	TYPICAL SOURCE OF CONTAMINANTS
Chlorine	mg/L	4.0	4	n/a	0.66	0-3.20	2010	No	Drinking water disinfectant added for treatment

\*Based on a running annual average at each site, no violation

## WATER METER PROGRAM

In September 2004, State Assembly Bill 2572 became law, requiring the installation of water meters on all water connections built before 1992, and mandating that all metered customers be billed based on the actual volume of water used. Volume-based billing for customers with meters installed at their residence began in 2010 and meters must be installed on all residences by 2025.

Most of Modesto was built prior to 1992; the year mandatory installation of water meters on new construction began. As a result, most of the city's residential water customers did not have water meters. In 2004, the City developed a plan to install water meters on all water connections; the work began in 2006, and by the year 2025, more than 76,000 water meters will be in operation.

The City has installed an Automated Meter Reading (A.M.R.) system which allows a meter reader to electronically gather data simply by driving past (usually within 300 feet) of the meters on the route. This allows for a much faster collection of meter data. The system also detects leaks, so readings and billings are more accurate and service repairs are more efficient. As of March 31, 2011, the City has 49,400 meters installed and upgraded with A.M.R. system. Some regions of the water system, such as Hickman, Grayson, Salida and Del Rio, have been fully metered for several years and are billed by their metered water consumption. The Northeast Modesto area has been metered and metered billing has begun in that area as well.

Once a water meter is installed, the meter measures how much water is used. The meter is read once a month, and a bill is produced based on the difference between current and previous usage plus a base charge. Studies by the California Public Utilities Commission have shown that communities with metered water systems use 7-20 percent less water than non-metered areas. In addition, city services are more cost effective and operate more efficiently with an automated water metering system in place. By metering water use and billing customers accordingly, we can begin working together to conserve water, which is our most precious natural resource.

For more information on where meters have already been installed and the planned future installations, please visit [www.modestogov.com/pwd/utilities/water/meters/installation\\_map.asp](http://www.modestogov.com/pwd/utilities/water/meters/installation_map.asp) or call (209) 342-2246.

## WATER SYSTEM IMPROVEMENTS

*The City of Modesto plans and implements projects to improve the quality of life, protect the quality of our water supply and ensure a continued reliable water supply for the present and future. Some of the ways the City is accomplishing this includes:*

### **MID SURFACE WATER PLANT EXPANSION**

Since 1995, the Modesto Regional Water Treatment Plant (MRWTP) has provided approximately 30 million gallons per day (mgd) of treated surface water to the City of Modesto water system. Together, the City and the Modesto Irrigation District (MID) have been working on the expansion of the MRWTP from its existing average annual daily delivery of 30 mgd to 60 mgd.

The MRWTP currently treats water from the Modesto Reservoir and conveys it to the City's service area to combine with groundwater sources to meet the City's water supply needs. The MRWTP began operation in 1995, significantly reducing the City's reliance on groundwater pumping and also eliminating the groundwater overdraft condition. The Phase Two Expansion project is needed to provide existing customers with a continued reliable water source and keep pace with the City's projected growth.

The MRWTP Phase Two Expansion project will double the current capacity. The project includes the addition of membranes for microfiltration as well as upgrades to the primary disinfection system, the stabilization process, the backwash water treatment process, the treated water pump station and the terminal reservoir pump station

**DOWNSTREAM IMPROVEMENTS**

In addition to the expansion project at the MRWTP, the City of Modesto has determined that its existing water system needs additional improvements to fully integrate the expanded MRWTP with the City's distribution system. These downstream improvements primarily consist of additional storage reservoirs, transmission mains, and pressure regulating valves to control the flow of water between the MID-owned transmission facilities and the City's system.

Three storage tanks and associated booster pumping stations are needed to assist in meeting peak demands in the north, west and southeast portions of the City of Modesto water system. The tanks will range in size from approximately 4-million to 6-million gallons.

These new tanks are intended to be filled during off-peak demand periods by the MID transmission system. This will be made possible by equipping most of the MID connections (or diversion) points with pressure regulating and/or flow control valves, so that pressure and/or flow can be controlled from the MID system into the City system.

In order to complete the upgrades, additional transmission mains are needed to connect the proposed storage tanks to the existing MID transmission mains for filling. More distribution pipelines are also needed to move water from these new tanks throughout the City's system.

In the end, the downstream improvements will include a total of 14-miles of pipeline, 34 connection (or diversion) point modifications and 3 storage tanks/booster pump stations.

**SURFACE WATER SUPPLY PROJECT**

Additional water is needed in the South Modesto area because a lot of the existing groundwater supply in South Modesto cannot be used due to water quality issues. Developing new wells in this area has been unsuccessful. The City of Modesto is looking at options, such as a Surface Water Treatment Plant, which would be a long-term, reliable source of water. Treated surface water would be delivered to the participating communities via a system of pipelines and the construction of a "terminal facility" at the end of the proposed pipeline.

**EXTENDING WATER MAINS**

The City of Modesto Public Works Department was notified earlier this year that State Route 132 (Yosemite Avenue) would be repaved beginning in June 2010. Water Division staff recognized an opportunity to repair and upgrade aging water system infrastructure along the Yosemite Avenue corridor that would be difficult to accomplish after the paving was complete. Specifically, there was a need to replace the 50- year old water line from Dry Creek to Phoenix Avenue before the new paving project starts. With a deadline of June 2010 to complete the water system repairs, crews coordinated with Caltrans and outside contractors to obtain the required permits and to begin work. Construction was completed prior to paving completed in Spring of 2010.

**WATER SYSTEM REHABILITATION**

Pipes, valves and services in older areas in the water system are upgraded and replaced to prevent leaks and property damage, improve water quality and improve water delivery pressures. Recently completed projects include McHenry Avenue, Yosemite/9th Street (Highway 132) and East Coolidge neighborhood. Planned projects for the upcoming year are South Modesto, Del Rio and East Roseburg neighborhoods.

**NEW WELLS**

Contaminated wells are replaced and new wells are drilled for growth and to improve system pressure and supply. A new well was constructed in 2010 at Mildred Perkins Park. Plans are underway for new well locations in Waterford, Hickman, the Village One area in Modesto, the Tivoli Development in Modesto, and in Del Rio. A new well in each of these locations will greatly assist in optimal water pressure in homes and will also allow adequate flow on high demand summer days which ensures fire protection if needed.



## WATER CONSERVATION PROGRAM

Thank you for conserving! Our water flow reports indicate a decrease in consumption over the past several years. Since 2003, water consumption by City of Modesto water customers has reduced about 20%. It is still vitally important to conserve water year round as it is a precious resource and cost to deliver water and maintain the system will increase.

In March of 2003, the Modesto City Council adopted Stage One Water Restrictions of the City's Drought Contingency Plan. This plan was developed to address water capacity issues, including implementing measures to reduce water consumption through the water restrictions and the year-round watering schedule. Stage One Water Restrictions include:

- Outdoor water use is prohibited on Mondays.
- Outdoor water use is prohibited daily between the hours of noon and 7 p.m.
- Addresses ending in odd-numbers are only allowed to water on Wednesday, Friday and Sunday.
- Addresses ending in even-numbers are only allowed to water on Tuesday, Thursday and Saturday.

Year-round watering schedule for City of Modesto customers.		WED	MON	TUES	WED	THURS	FR	SAT
IF YOUR ADDRESS IS...	ODD	DO NOT WATER	EVEN	ODD	EVEN	ODD	EVEN	
MIDNIGHT TO NOON	WATER		WATER	WATER	WATER	WATER	WATER	
NOON - 7:00 PM			DO NOT WATER					
7:00 PM - MIDNIGHT	WATER		WATER	WATER	WATER	WATER	WATER	

For more information, or to report water waste call **209.342.4580**

ODD NUMBERED ADDRESSES END IN 1, 3, 5, 7, 9  
EVEN NUMBERED ADDRESSES END IN 0, 2, 4, 6, 8

- Car washing is subject to the above-cited limitation with the use of a positive shut-off nozzle.
- Hosing of concrete areas, building exteriors, etc. may only be done with a City-issued permit and a positive shut-off nozzle.
- Water leaks, once identified, must be repaired within 24 hours.
- Restaurants are encouraged to serve water only upon request.
- New landscaping (residential and commercial) must comply with existing landscape ordinances.
- All new single-family residences must have a water meter installed.

Water conservation is more important than ever to maintain our quality of life in the valley. Using only the proper amount of water and avoiding peak usage times has many benefits for the community such as:

- Preventing the waste of a precious resource that we all depend upon daily.
- Improving the pressures in the distribution system so customers and fire departments have enough water when they need it.
- Saving money by reducing the electricity demands necessary to pump the water to your home and business.
- Reducing unnecessary wear on equipment, which reduces maintenance costs.

## CONTACT US

**FIELD SERVICES - WATER  
WATER CONSERVATION  
WATER QUALITY  
EMERGENCIES (24 HOURS)**  
209.342.2246

**UTILITY BILLING**  
209.577.5395

**WEB SITE:**  
[www.modestogov.com](http://www.modestogov.com)  
click on Water Conservation

**MAILING ADDRESS**  
City of Modesto  
Water Division  
PO Box 642  
Modesto, CA 95353

**GET INVOLVED**  
You are always welcome to participate in City Council meetings and voice your concerns about drinking water. The Modesto City Council meets the 1st, 2nd and 4th Tuesday of each month at 5:30 p.m. (unless otherwise posted) in the basement of Tenth Street Place, located at 1010 Tenth Street.

**DRINKING WATER  
SOURCE ASSESSMENT**  
Request the Drinking Water Source Assessment by calling the Water Division at 209-342-2246.

