

THE BOARD OF SUPERVISORS OF THE COUNTY OF STANISLAUS  
ACTION AGENDA SUMMARY

DEPT: Chief Executive Office

BOARD AGENDA # 9:05 A.M.

Urgent

Routine

AGENDA DATE June 7, 2011

CEO Concurs with Recommendation YES  NO

4/5 Vote Required YES  NO

(Information Attached)

SUBJECT:

Public Hearing to Consider the Adoption of the Recommended Proposed Budget for Budget Year 2011-2012 and Related Actions. This Public Hearing May be Continued to the Following Days if Needed: June 8, 2011, at 9:00 a.m. and June 9, 2011, at 9:00 a.m.

STAFF RECOMMENDATIONS:

1. Accept the Recommended Proposed Budget for Budget Year 2011-2012 from the Chief Executive Officer.
2. Conduct the scheduled Public Hearing at 9:05 a.m. on June 7, 2011, and if necessary, continue to June 8, 2011 and June 9, 2011 at 9:00 a.m., to receive public comment and input on the proposed spending plan.
3. Direct and approve any changes the Board of Supervisors choose to make to the Recommended Proposed Budget for Budget Year 2011-2012; and then adopt the Recommended Proposed Budget for Budget Year 2011-2012.

(Continued on Page 2)

FISCAL IMPACT:

The Recommended Proposed Budget totals \$894,271,968 and reflects a decrease of approximately 2.7% for all funds as compared to the 2010-2011 Adopted Final Budget of \$918,752,492. The General Fund totals \$226,703,671 which is down approximately 4.4% from the 2010-2011 Adopted Final Budget of \$237,011,466.

The 2011-2012 Recommended Proposed Budget is presented to serve as an interim-spending plan for Stanislaus County operations until a 2011-2012 Recommended Final Budget is adopted on September 13, 2011.

(Continued on Page 2)

BOARD ACTION AS FOLLOWS:

No. 2011-350

On motion of Supervisor Chiesa, Seconded by Supervisor DeMartini  
and approved by the following vote,

Ayes: Supervisors: Chiesa, Withrow, DeMartini, and Chairman Monteith

Noes: Supervisors: O'Brien

Excused or Absent: Supervisors: None

Abstaining: Supervisor: None

1)  Approved as recommended

2)  Denied

3)  Approved as amended

4)  Other:

MOTION:

ATTEST: CHRISTINE FERRARO TALLMAN, Clerk

File No.

**STAFF RECOMMENDATIONS: (Continued)**

4. Authorize the Chief Executive Officer and the Auditor-Controller to make the necessary technical adjustments to implement the approved Recommended Proposed Budget.
5. Approve decreasing the Committed Fund Balance in the General Fund by \$4,525,395, as part of an overall strategy of \$8,000,000 to assist with the balancing of the General Fund for the 2011-2012 Recommended Proposed Budget.
6. Amend the Salary and Position Allocation Resolution to reflect the recommended changes for the 2011-2012 Recommended Proposed Budget, (as outlined in the Staffing Impacts section of this report and detailed in Attachment A) to be effective with the start of the first pay period beginning after July 1, 2011.
7. Approve contracts and/or agreements listed on Attachment B in cumulative amounts of \$100,000 or greater since July 1, 2009.
8. Approve the Chief Executive Officer's updated Countywide office closure schedule detailed in Attachment D.
9. Approve the decrease of General Assistance grants by eight percent effective July 1, 2011, in accordance with Welfare and Institutions Code 17000.5.
10. Direct the Auditor-Controller to establish a Due From - General Services Agency Facilities Maintenance Division in the General Fund and a Due To - General Fund in the General Services Agency - Facilities Maintenance Fund in the amount of \$384,546 as part of the 2010-2011 fiscal year-end close. The loan is payable over a five year period beginning Budget Year 2012-2013, for initial operational start-up costs.
11. Authorize the Auditor-Controller to carry over at year-end 100% of any unused General Fund department net county cost savings from Fiscal Year 2009-2010, 75% of any unused net county cost savings from Fiscal Year 2010-2011, and approve the continuance of the net county cost savings program for Budget Year 2011-2012.
12. Direct the Chief Executive Officer to prepare the Recommended Final Budget and set the Public Hearing for consideration of the Final Budget on September 13, 2011 at 9:05 a.m. and, if necessary, continue to September 14, 2011 and September 15, 2011, at 9:00 a.m.

## **FISCAL IMPACT: (Continued)**

### **General Fund**

The recommended General Fund totals \$226,703,671, which is funded by \$73,478,961 in departmental revenue, \$140,029,000 in discretionary revenue, \$4,525,395 in committed fund balance, \$3,474,605 in assigned fund balance, and \$5,195,710 in unassigned fund balance. For Budget Year 2011-2012 the General Fund revenue allocation was reduced in the range of 0% - 30% for all departments receiving a General Fund contribution. The only exceptions to these reductions were budgets with fixed costs associated with contracts or mandated match or maintenance of effort funding requirements. General Fund Departments also projected a \$4 million decrease in departmental revenue. Overall, the General Fund budget is approximately \$10.3 million less than the 2010-2011 Adopted Final Budget.

The General Fund is used to pay for local services such as public safety, parks and recreation, planning and community development, justice administration, tax assessment and collection, legislation and administrative services and a host of other vital services. The revenue used to pay for these services comes primarily from local taxes such as property tax, sales tax, franchise fees, charges for services, and a variety of other discretionary sources. Included in the General Fund is the Debt Service budget that provides funding for annual County debt obligations of approximately \$10.8 million. Also included is Appropriations for Contingencies recommended at a funding level of \$4.4 million that serves as the contingency fund for the organization to provide for emergency needs and unanticipated and/or unbudgeted exposures for the entire fiscal year.

### **Special Revenue Funds**

The recommended Special Revenue Funds total \$495,321,471, which are funded by \$458,283,760 in departmental revenue, \$22,195,615 in fund balance and a General Fund contribution of \$14,842,096. This represents a decrease of \$22,648,272 from the 2010-2011 Adopted Final Budget. This is a result of the absence of American Recovery and Reinvestment Act (ARRA) funds for the Alliance Worknet and Public Works – Road and Bridge, the decreased funding in the Health Services Agency - Public Health as a result of State budget cuts, and reductions in funding at the Community Services Agency due to flat realignment revenue which results in the inability to fully draw down available State and Federal funding allocations.

Special Revenue Funds are a fund type used to account for the proceeds of specific revenue sources that are legally restricted to expenditures for specific purposes. Special Revenue Funds account for nearly 55% of Stanislaus County's budget. Some of the larger Special Revenue Funds include programs for Behavioral Health and Recovery Services, the Community Services Agency, Alliance Worknet, Child Support Services, Environmental Resources, Health Services Agency, Public Works and a variety of other grant programs.

### **Capital Projects Funds**

The recommended Capital Projects Funds total \$18,813,623, and are funded by \$8,308,906 in departmental revenue and \$10,504,717 in fund balance. This represents an increase of \$12,615,030 from the 2010-2011 Adopted Final Budget. This is primarily as a result of the inclusion of funding in the Redevelopment Agency for infrastructure projects (Airport Neighborhood Sewer, Empire Storm Drain, and Parklawn Neighborhood Sewer Project).

The County's Redevelopment Agency (RDA), RDA Housing Set-Aside, the Courthouse Construction Fund and the Criminal Justice Facilities Fund are the budgets that are currently in the Capital Projects Fund. This fund is typically used to account for financial resources that are used for the acquisition or construction of major capital facilities or to provide facilities for County departments. The budget does not represent the entire capital projects currently underway, as funding for major capital projects are carried forward in the budget over their multi-year delivery schedules and are not re-appropriated each year as part of the fiscal year budget adoption.

### **Enterprise Funds**

The recommended Enterprise Funds total \$74,209,779, which are funded by \$62,154,018 in departmental revenue, \$8,342,364 in retained earnings, and a General Fund contribution of \$3,713,397. This represents an increase of \$190,334 from the 2010-2011 Adopted Final Budget.

Enterprise Funds are set up for specific services that are funded directly by fees charged for goods or services. County Enterprise Funds include the Health Services Agency Clinics and Ancillary Services, the Waste-to-Energy Plant, the Geer Road and Fink Road Landfills, Stanislaus Regional Transit and Sheriff Jail Commissary/Inmate Welfare.

### **Internal Service Funds**

The recommended Internal Service Funds total \$79,223,424, which are funded by \$76,648,232 in departmental revenue and \$2,575,192 in retained earnings. This represents a decrease of \$4,329,821 from the 2010-2011 Adopted Final Budget. This is primarily as a result of decreased appropriations in Purchased Insurance. The Recommended Proposed Budget does not include any planned increases in employer costs for health insurance during Budget Year 2011-2012. There is a potential exposure to this budget as health care costs continue to increase well above standard inflation.

Internal Service Funds are used for areas where goods or services are provided to other County departments or governments on a cost-reimbursement basis. Examples of Internal Service Funds are the County's Information Technology and Telecommunications Department (Strategic Business Technology), Facilities



Public Hearing to Consider the Adoption of the Recommended Proposed Budget for Budget Year 2011-2012 and Related Actions. This Public Hearing May be Continued to the Following Days if Needed: June 8, 2011, at 9:00 a.m. and June 9, 2011, at 9:00 a.m.

Page 5

Maintenance and Fleet Services (Divisions of the General Services Agency) and a variety of County self-insurance funds such as Purchased Insurance and Workers' Compensation.

The following chart illustrates a summary comparison of the Recommended Proposed Budget for Budget Year 2011-2012 to the Adopted Final Budget for Fiscal Year 2010-2011.

Fund Type	Adopted Final Budget 2010-2011	Recommended Proposed Budget 2011-2012	Difference
General Fund	\$ 237,011,466	\$ 226,703,671	\$ (10,307,795)
Special Revenue Fund	517,969,743	495,321,471	(22,648,272)
Capital Projects Fund	6,198,593	18,813,623	12,615,030
Enterprise Fund	74,019,445	74,209,779	190,334
Internal Service Fund	83,553,245	79,223,424	(4,329,821)
<b>Total</b>	<b>\$ 918,752,492</b>	<b>\$ 894,271,968</b>	<b>\$ (24,480,524)</b>

## DISCUSSION:

### Overview

#### A Plan for Fiscal Stability

The Recommended Proposed Budget being presented is the culmination of many months of planning and represents the third year of a multi-year fiscal and program restructuring effort for Stanislaus County government. Planning efforts included developing and submitting for Board consideration strategies for dealing with a projected \$28 million deficit in the General Fund after the use of up to \$13.2 million in designations. The strategies developed to close the shortfall include:

- Final \$8 million of \$24 million of reserves that was initially committed in 2009-2010 for 3 years;
- \$13.8 million in savings projected countywide with \$5.5 million in savings in the General Fund as a result of the continuation of the 5% salary deduction for all employees;
- \$12.6 million in retirement mitigation countywide with an estimated \$4.5 million reduction in General Fund costs;
- Issued targeted reductions up to 30% for non-public safety programs and up to 14% for public safety programs due to unprecedented discretionary revenue loss;
- No back-fill policy for State and Federal budget reductions;

Public Hearing to Consider the Adoption of the Recommended Proposed Budget for Budget Year 2011-2012 and Related Actions. This Public Hearing May be Continued to the Following Days if Needed: June 8, 2011, at 9:00 a.m. and June 9, 2011, at 9:00 a.m.

Page 6

- General Fund departments able to carry over 100% of unexpended 2009-2010 net county cost savings;
- General Fund departments able to carry over 75% of their net county cost savings as of June 30, 2011; and
- Carry over program recommended to continue for Budget Year 2011-2012.

Significant exposures that may impact the Recommended Proposed Budget and the County's financial position in the years ahead include:

- The uncertainty of the State Budget;
- Potential impact for Sheriff, Probation, and the District Attorney from loss of Vehicle License Fees (VLF) and sunset of ½ cent sales tax extensions;
- In-Home Supportive Services \$2.1 million exposure due to loss of enhanced Federal Medical Assistance Percentages (FMAP) funding;
- Medically Indigent Adult \$2.9 million exposure due to increased enrollment and changes to patient share of cost at time of service;
- Cash Aid/Welfare: \$1.9 million exposure due to increased need for services;
- General Assistance: \$160,000 exposure due to increased need for services;
- Current health insurance memorandum of understanding with employee unions expires December 31, 2011. The Recommended Proposed Budget does not include any planned increased in employer costs for health insurance during Budget Year 2011-2012; and
- General Liability costs have increased over the past several years resulting in a \$2.2 million retained earnings deficit.

The 2011-2012 budget reductions focus largely on the preservation of core and mandated services. The implementation of the County's long range budget strategy has, and will continue, the steps necessary to reduce local government spending.

With significant reductions in available resources, the County will continue to re-evaluate the way services are delivered in our community. The County is creating partnerships and implementing cost effective alternatives to traditional service delivery systems.

For example:

- The creation of the Modesto Regional Fire Authority Joint Powers Agency will fashion a sustainable regional program, within the framework of the resources available for fire and emergency services;
- The Public-Private partnership between Stanislaus County and Valley Recovery Resources is providing a response to a community need for services that improve the health and well-being of families in our community. Donations on behalf of Valley Recovery Resources will provide local match contribution to the County for Sober Living Services and will be used to draw down State general funds;

Public Hearing to Consider the Adoption of the Recommended Proposed Budget for Budget Year 2011-2012 and Related Actions. This Public Hearing May be Continued to the Following Days if Needed: June 8, 2011, at 9:00 a.m. and June 9, 2011, at 9:00 a.m.

Page 7

- The Sheriff's Department and the Probation Department have collaborated to implement a Day Reporting Center that will provide an array of services while ensuring probationers are held accountable for non-compliant behavior. The Day Reporting Center will also meet the critical needs of the community resulting from the closure of beds at the County Honor Farm;
- The County will continue to work with its partner cities to explore the regionalization of building permitting services;
- County staff will continue to focus on alternative methods for transportation funding. County staff has joined staff from nine cities in discussions about the formation of an inclusive Regional Transportation Impact Fee on new development that will be closely tied to our regional transportation and expressway plans;
- Continue to identify ways to contain costs in the County's In-Home Supportive Services Program including working with the In-Home Supportive Services Program labor union to resolve funding issues; and
- In order to continue to meet the commitment to County employees and to the community, the County is committed to working with employee representatives to develop benefits that can be sustainable for current and future generations of employees.

These are just a few examples of how staff and the organization are re-evaluating the most effective and efficient way to deliver services to the public and employees. There are many more examples of innovative solutions to difficult budget challenges outlined in the budget document.

Below is a summary of the Budget Year 2011-2012 Recommended Proposed Budget by each of the Board of Supervisors' priorities.

### **A Safe Community**

***CEO-OES/Fire Warden, CEO-Capital Projects, CEO-County Operations, District Attorney, Grand Jury, Integrated Criminal Justice Information System, Probation, Public Defender and Sheriff***

Total appropriations of \$140,202,980 are recommended for departments included in this priority area funded by \$40,319,738 in estimated departmental revenue (including County Match of \$938,097), \$767,764 use of fund balance/retained earnings, and a General Fund contribution of \$99,115,478.

For A Safe Community priority area the General Fund contribution reductions ranged from 0%-14% resulting in a year over year reduction of \$2,462,768. This reduction in funding will have the following impacts: fewer offenders being supervised by the Probation Department; a reduction in the number of beds available in Detention and a decrease in Sheriff Patrol operations at the Sheriff's Department. Many departments have completed reductions-in-force in Fiscal Year 2010-2011 in preparation for the reduction in their General Fund contribution amount.

Public Hearing to Consider the Adoption of the Recommended Proposed Budget for Budget Year 2011-2012 and Related Actions. This Public Hearing May be Continued to the Following Days if Needed: June 8, 2011, at 9:00 a.m. and June 9, 2011, at 9:00 a.m.

Page 8

## **A Healthy Community**

### ***Area Agency on Aging/Veterans' Services, Behavioral Health and Recovery Services, Child Support Services, Children and Families Commission, Community Services Agency, and Health Services Agency***

Total appropriations of \$438,316,300 are recommended for departments included in this priority area funded by \$425,874,191 in estimated departmental revenue (including County Match of \$16,699,966), \$12,199,054 use of fund balance/retained earnings, and a General Fund contribution of \$243,055.

For A Healthy Community priority area, only those budgets with fixed costs associated with contracts or budgets with mandated match or maintenance of effort funding requirements are recommended to receive a General Fund contribution. The net General Fund contribution for Behavioral Health and Recovery Services' programs including Alcohol and Drug, Mental Health, and Public Guardian is recommended to be \$1,458,942; for Community Services Agency programs including General Assistance, In-Home Supportive Services Provider wages, Public Authority benefits, Public Economic Assistance, and Services and Support, the net General Fund contribution is recommended to be \$8,578,143; for Health Services Agency programs including Clinics and Ancillary Services, Indigent Health Care, and Public Health, the net General Fund contribution is recommended to be \$6,369,959.

As part of the Budget Strategy, the General Fund contribution is recommended to be eliminated from those budgets with non-mandated match or maintenance of effort funding requirements. In a Healthy Community priority area, this will eliminate a General Fund contribution for three programs in Behavioral Health and Recovery Services including Employee Assistance, Managed Care, and Stanislaus Recovery Center totaling \$485,163 in Budget Year 2011-2012.

Overall, significant unmet needs remain in A Healthy Community priority programs including: an additional \$2.1 million exposure in the Community Services Agency (CSA) In-Home Supportive Services wages and benefits due to loss of enhanced Federal Medical Assistance Percentages (FMAP) funding; an additional \$1.9 million projected exposure in CSA Public Economic Assistance for cash aid and welfare caseload increases; approximately \$160,000 in CSA General Assistance, and \$2.9 million in the Health Services Agency Medically Indigent Adult Program due to increased enrollment and changes to patient share of cost at time of service.

## **A Strong Local Economy**

### ***Alliance Worknet, CEO-Economic Development and Library***

Total appropriations of \$23,383,839 are recommended for departments included in this priority area funded by \$22,863,839 in estimated departmental revenue (including County Match of \$491,810), and \$520,000 of fund balance.

Public Hearing to Consider the Adoption of the Recommended Proposed Budget for Budget Year 2011-2012 and Related Actions. This Public Hearing May be Continued to the Following Days if Needed: June 8, 2011, at 9:00 a.m. and June 9, 2011, at 9:00 a.m.  
Page 9

For A Strong Local Economy priority area, the General Fund contribution reduction is \$210,715, or approximately 30%. This reduction in the County Match contribution only impacted the Library as the Alliance Worknet budgets are funded through other sources (Workforce Investment Act and Community Services Agency). The Library will achieve their net county cost reduction by streamlining services, utilizing part time staff, and cross training staff to provide coverage throughout the department.

The Alliance Worknet has fully expended the remaining balance in American Recovery and Reinvestment Act funding that was available in Fiscal Year 2010-2011. In addition, three special grants used to provide employment and training services to the community are ending June 30, 2011. The Alliance Worknet budget anticipates an overall 35.6% reduction in funding, comprised of an estimated 6.5% decrease in WIA base allocations along with the loss of \$5.2 million in ARRA and special grant revenue.

### **A Strong Agricultural Economy/Heritage**

#### ***Agricultural Commissioner and Cooperative Extension***

Total appropriations of \$4,393,838 are recommended for departments included in this priority area funded by \$3,137,383 in estimated departmental revenue, \$20,173 of fund balance, and a General Fund contribution of \$1,236,282.

For A Strong Agricultural Economy/Heritage priority area, the General Fund contribution reduction was \$434,510 or 26%. While the Agricultural Commissioner can maintain a similar level of service as delivered in Fiscal Year 2010-2011, adjustments to levels of service in some programs due to realigning resources are necessary to better position the Department for Budget Years 2012-2013 and 2013-2014. Cooperative Extension will continue to provide a reduced level of service in all program areas.

### **A Well Planned Infrastructure System**

#### ***Environmental Resources, Parks and Recreation, Planning and Community Development and Public Works***

Total appropriations of \$122,876,359 are recommended for departments included in this priority area funded by \$95,118,546 in estimated departmental revenue (including County Match of \$416,258), \$25,317,688 of fund balance/retained earnings, and a General Fund contribution of \$2,440,125.

For A Well Planned Infrastructure System priority area, the General Fund contribution reduction was \$1,008,407 or 26%. The Department of Environmental Resources has reorganized the Code Enforcement Unit placing programs under the Environmental Health Division. The Department will continue to provide mandated education, investigation and inspection services for programs. The Department of Parks and Recreation meets targeted budget reductions by unfunding a vacant position and eliminating funding for non-mandated services. The Planning and Community

Public Hearing to Consider the Adoption of the Recommended Proposed Budget for Budget Year 2011-2012 and Related Actions. This Public Hearing May be Continued to the Following Days if Needed: June 8, 2011, at 9:00 a.m. and June 9, 2011, at 9:00 a.m.  
Page 10

Development Department will maintain core services while fulfilling all State and Federal mandated requirements. The Department of Public Works will maintain the County's roadway system in a reasonable safe and cost-effective manner. This includes repairs, improvements, and preventive maintenance performed on an annual basis as well as a variety of road construction projects.

### **Efficient Delivery of Public Services**

***Assessor, Auditor-Controller, Board of Supervisors, Chief Executive Office, Clerk-Recorder, County Counsel, General Services Agency, Strategic Business Technology and Treasurer-Tax Collector***

Total appropriations of \$165,098,652 are recommended for departments included in this priority area funded by \$110,115,673 in estimated departmental revenue (including County Match of \$9,362), \$4,793,209 of fund balance/retained earnings, and a General Fund contribution of \$50,189,770.

For Efficient Delivery of Public Services priority area, the General Fund contribution reduction was \$2,127,092. This reduction in General Fund contribution will have the following impacts on departments in the Efficient Delivery of Public Services area: a reduction of hours for the five Field Representative positions in the Board of Supervisors; eliminating vacant positions and reductions-in-force in the Chief Executive Office, unfunding vacant positions in the Auditor-Controller's Office and General Services Agency; and eliminating all non-critical functions. Many departments have implemented reductions-in-force in Fiscal Year 2010-2011 in preparation for the reduction in their General Fund contribution amount.

The following chart reflects recommended appropriations and revenue by priority area for the Recommended Proposed Budget:

Public Hearing to Consider the Adoption of the Recommended Proposed Budget for Budget Year 2011-2012 and Related Actions. This Public Hearing May be Continued to the Following Days if Needed: June 8, 2011, at 9:00 a.m. and June 9, 2011, at 9:00 a.m.

Page 11

Summary of the Proposed Budget by Board Priority							
Department	Appropriations			Recommended Resources			
	Proposed Submitted Budget	Recommended Unmet Needs	Recommended Proposed Budget	Department Revenue	One-time fund balance	Net County Cost	Total Recommended Resources
A safe community	\$ 140,202,980	\$ -	\$ 140,202,980	\$40,319,738	\$767,764	\$99,115,478	\$140,202,980
A healthy community	\$ 438,316,300	\$ -	\$ 438,316,300	\$425,874,191	\$12,199,054	\$ 243,055	\$ 438,316,300
A strong local economy	\$ 23,383,839	\$ -	\$ 23,383,839	\$ 22,863,839	\$ 520,000	\$ -	\$ 23,383,839
A strong agricultural economy/heritage	\$ 4,393,838	\$ -	\$ 4,393,838	\$ 3,137,383	\$ 20,173	\$ 1,236,282	\$ 4,393,838
A well-planned infrastructure system	\$ 122,876,359	\$ -	\$ 122,876,359	\$ 95,118,546	\$25,317,688	\$ 2,440,125	\$ 122,876,359
Efficient delivery of public services	\$ 165,098,652	\$ -	\$ 165,098,652	\$110,115,673	\$ 4,793,209	\$ 50,189,770	\$ 165,098,652
<b>Total</b>	<b>\$ 894,271,968</b>	<b>\$ -</b>	<b>\$ 894,271,968</b>	<b>\$697,429,370</b>	<b>\$43,617,888</b>	<b>\$153,224,710</b>	<b>\$ 894,271,968</b>

## Funding Sources

### Department Revenue

In addition to discretionary revenue, other revenue is included as part of the County budget. These revenue sources are designated for specific purposes by statute or Federal/State grant requirements. Over 83% of the revenue that Stanislaus County receives is dedicated for specific purposes and can only be used for those purposes. The County budget for Budget Year 2011-2012 anticipates \$697,429,370 in specific or departmental revenue that is not discretionary revenue.

### Discretionary Revenue

Revenue available to fund programs at the Board of Supervisors' discretion is referred to as Discretionary Revenue. The majority of discretionary revenue in the 2011-2012 Recommended Proposed Budget supports funding for public safety and criminal justice services for the Sheriff, Probation, District Attorney and Public Defender as well as government-related services such as the Chief Executive Office, Assessor and the Agricultural Commissioner Department. Health and Human Services departments use discretionary revenue to support maintenance of effort requirements for leveraging additional revenue for Federal and State supported programs.

The 2011-2012 Recommended Proposed Budget recommends discretionary revenue of \$140,029,000. This is an overall decrease in discretionary revenue of \$3.9 million when compared to the Fiscal Year 2010-2011 Final Adopted Budget. For the fourth



consecutive year, the County Assessor is projecting an overall decrease (between 3.5% and 5% for 2011-2012) in assessed property values compared to the values on the roll at the beginning of Fiscal Year 2010-2011. The declines in the prior three years resulted primarily from the residential real estate downturn. The decrease projected for Budget Year 2011-2012 is primarily related to the Assessor's focus on the reassessment of commercial property values for declines in value.

Between now and the Recommended Final Budget, discretionary revenue projections will be reviewed taking into consideration actual revenue as of the close of the 2010-2011 Fiscal Year and the final assessment roll value delivered in late June. Any necessary adjustments will also be included as part of the Mid-Year Financial Report, when the County's pool rate will be known for Proposition 172 sales tax and six months of activity will be available for Budget Year 2011-2012. The following chart represents the total discretionary revenue:

Discretionary Revenue Description	Fiscal Year 2010-2011	Budget Year 2011-2012	Difference
	Final Budget	Proposed Budget	
Taxes	\$ 101,593,000	\$ 97,841,000	\$ (3,752,000)
Licenses, Permits & Franchises	957,000	975,000	18,000
Fines, Forfeitures & Penalties	6,425,000	6,100,000	(325,000)
Revenue from Use of Money	2,542,000	1,531,000	(1,011,000)
Intergovernmental Revenue	30,371,000	32,062,000	1,691,000
Charges for Services	(454,000)	(878,000)	(424,000)
Miscellaneous Revenues	166,000	98,000	(68,000)
Other Financing Sources	2,308,000	2,300,000	(8,000)
<b>Total</b>	<b>\$ 143,908,000</b>	<b>\$ 140,029,000</b>	<b>\$ (3,879,000)</b>

**General Fund – Fund Balance**

Committed fund balance includes amounts that can be used only for the specific purposes determined by a formal action of the government's highest level of decision-making authority (the Board of Supervisors). Commitments may be changed or lifted only by the government taking the same formal action that imposed the constraint originally. As part of the 2010-2011 budget, \$8 million in committed fund balance was used to assist in balancing. This was the second year of a planned three year strategy of using a total of \$24 million in committed and assigned funds set aside for specific purposes. \$4.5 million, combined with \$3.5 million from assigned fund balance, will be used to assist with the balancing of the 2011-2012 budget.



Public Hearing to Consider the Adoption of the Recommended Proposed Budget for Budget Year 2011-2012 and Related Actions. This Public Hearing May be Continued to the Following Days if Needed: June 8, 2011, at 9:00 a.m. and June 9, 2011, at 9:00 a.m.

Page 13

	2010-2011 Final Budget Fund Balance Classification	2010-2011 Approved Changes	2011-2012 Balancing Strategies	Adjusted Fund Balance for Budget Year 2011-2012
<b>Fund Balance - Committed:</b>				
Various Programs and Projects	\$ 6,138,282	\$ (112,633)	\$ (4,525,395)	\$ 1,500,254
Capital Acquisition	1,300,000	-	-	1,300,000
Sub-total	\$ 7,438,282	\$ (112,633)	\$ (4,525,395)	\$ 2,800,254

Assigned fund balance is comprised of amounts intended to be used by the government for specific purposes that are neither restricted nor committed. Intent can be expressed by the governing body or by an official or body to which the governing body delegates the authority; the Board of Supervisors has delegated this authority to the Chief Executive Office. Assigned fund balance can be used to eliminate a projected budgetary deficit in the subsequent year's budget. In Fiscal Year 2009-2010, \$8 million was used from contingencies as the first year of the \$24 million budget balancing plan. An additional \$3.5 million will be used from a combination of Assigned accounts to assist with the balancing of the 2011-2012 budget.

	2010-2011 Final Budget Fund Balance Classification	2010-2011 Approved Changes	2011-2012 Balancing Strategies	Adjusted Fund Balance for Budget Year 2011-2012
<b>Fund Balance - Assigned:</b>				
Contingencies	\$ 4,091,493	\$ (36,715)	\$ (1,598,254)	\$ 2,456,524
Tobacco Settlement and Securitization	1,876,351	-	(1,876,351)	-
Retirement Obligation	2,000,000	-	-	2,000,000
Teeter Plan	20,055,050	-	-	20,055,050
Carryover Appropriations (100)	1,949,064	(1,949,064)	-	-
Carryover Appropriations (105)	23,060	(23,060)	-	-
Carryover Appropriations (107)	171,800	(171,800)	-	-
75% Carryover Appropriations (100)	4,879,112	(4,879,112)	-	-
Encumbrances	1,261,520	(1,261,520)	-	-
Encumbrances-Econ Development	1,395,679	-	-	1,395,679
Debt Service	10,950,000	-	-	10,950,000
Budget Balancing	15,643,578	(15,643,578)	-	-
Sub-total	\$ 64,296,707	\$ (23,964,849)	\$ (3,474,605)	\$ 36,857,253

Unassigned fund balance is the residual classification for the General Fund and includes all amounts not contained in the other classifications. Unassigned amounts are technically available for any purpose. The 2011-2012 Recommended Proposed Budget is balanced using \$5.2 million of unassigned fund balance.

Fiscal Year	Fund Balance Budget Assumption
2007-2008	\$ 13.0 million
2008-2009	5.4 million
2009-2010	12.5 million
2010-2011	7.6 million
2010-2011 Proposed	5.2 million

A complete review of the General Fund's classification of fund balance will be completed after closing of the year-end financial records and will be addressed in the Recommended Final Budget document.

### **Projected Year-End Carryover Designations**

As in the past, as part of the Chief Executive Office year-end closing of the County's financial records, it will be necessary to establish year-end carryover designations of current year funding for projects that will occur next budget year. In addition to establishing year-end carryover designations for projects the Board of Supervisors approved, General Fund Departments have been able to carry forward 75% of any unused net county cost savings. In prior years any unused net county cost was returned by departments and became fund balance.

As part of the 2011-2012 Recommended Proposed Budget, it is recommended that General Fund Departments be able to carry over at year-end, 100% of any unused General Fund department net county cost savings from Fiscal Year 2009-2010, 75% of any unused net county cost savings from Fiscal Year 2010-2011, and that the continuance of the net county cost savings program for Budget Year 2011-2012 be approved.

The following table lists 2010-2011 Carryover Appropriations for continuing projects:

Public Hearing to Consider the Adoption of the Recommended Proposed Budget for Budget Year 2011-2012 and Related Actions. This Public Hearing May be Continued to the Following Days if Needed: June 8, 2011, at 9:00 a.m. and June 9, 2011, at 9:00 a.m.

Page 15

<b>2010-2011 YEAR-END CARRYOVER - PROJECTS</b>		
<b>Department</b>	<b>Amount</b>	<b>Description</b>
<b>GENERAL FUND</b>		
Chief Executive Office- County Facilities	\$ 154,000	Laird Park Shooting Range Clean-Up Project
Chief Executive Office - County Facilities	\$ 131,000	SBT Data Center Project
Chief Executive Office - Crows Landing Air Facility	\$ 925,000	Planning and Environmental Services
Chief Executive Office - Office of Emergency Services	\$ 30,000	CAD Development Project and Weed Abatement Services
Chief Executive Office - Operations and Services	\$ 60,000	Supervisory Redistricting Project
Chief Executive Office Plant Acquisition	\$ 342,500	CADD IPSS Project
Chief Executive Office Plant Acquisition	\$ 122,000	Deferred Maintenance Public Safety Center Boiler Project
Chief Executive Office Plant Acquisition	\$ 72,000	Deferred Maintenance Agriculture Center HVAC Replacement Project
Chief Executive Office Plant Acquisition	\$ 75,000	2nd Street Driveway Improvements for SB-81 Juvenile Commitment Facility Project
Parks and Recreation	\$ 490,000	Parks Master Plan - Salida Park Project
<b>TOTAL GENERAL FUND</b>	<b>\$ 2,401,500</b>	
<b>INTERNAL SERVICE FUNDS</b>		
Strategic Business Technology	\$ 11,866	Enterprise Software License Agreement
Strategic Business Technology	\$ 106,000	SBT Data Center Capital Project
Strategic Business Technology	\$ 50,212	PeopleSoft 9.1 Upgrade Extended License
Strategic Business Technology	\$ 162,802	PeopleSoft 9.1 Upgrade Tech. Assistance
Strategic Business Technology - Telecom	\$ 50,000	SBT Data Center Project
Strategic Business Technology - Telecom	\$ 15,000	Voice over Internet Protocol Projects
<b>TOTAL INTERNAL SERVICE FUNDS</b>	<b>\$ 395,880</b>	
<b>TOTAL ALL FUNDS</b>	<b>\$ 2,797,380</b>	

### **Board of Supervisors' Compensation**

As part of the annual budget process, a review of the Board of Supervisors compensation is conducted. Stanislaus County Code, Section 2.04.030 provides a procedure and formula for evaluating Board of Supervisors' compensation, and requires the Chief Executive Officer to report the salary survey for supervisor compensation each year. As part of the 2010-2011 Proposed Budget process the Board of Supervisors decided to eliminate the Counties of Monterey, Sacramento, Solano, Sonoma and Ventura from the comparable counties and replace them with the Valley counties of Madera, Merced, Tulare and Kings. This action changed the comparison from eight

Public Hearing to Consider the Adoption of the Recommended Proposed Budget for Budget Year 2011-2012 and Related Actions. This Public Hearing May be Continued to the Following Days if Needed: June 8, 2011, at 9:00 a.m. and June 9, 2011, at 9:00 a.m.

Page 16

counties to seven, and reduced the average comparable compensation. The County ordinance was modified to reflect this change.

The Stanislaus County Ordinance Code provides a formula for Board of Supervisors compensation. The Ordinance provides for increases of 3.75% to be granted on July 1<sup>st</sup> and January 1<sup>st</sup> when the base salary of the Stanislaus County Board of Supervisors falls more than 20% below the seven-county average of benchmarked counties. A salary survey of the seven counties now used under the amended ordinance has been conducted and the findings are reflected below. This year 20% below the seven-county average is \$5,782 monthly. While the current stated compensation for County Supervisor is \$6,231 monthly, the Board members all have taken the 5% salary deduction, resulting in a current compensation of \$5,919. As a result of the survey outcomes, no increase will occur.

Following is a table showing the salary survey of the seven counties now used pursuant to the amended ordinance.

COUNTY	MONTHLY SALARY
Fresno	\$8,939
Kern	\$7,819
Kings	\$4,661
Madera	\$5,959
Merced	\$8,075
San Joaquin	\$7,606
Tulare	\$7,531
<b>Average</b>	<b>\$7,227</b>
<b>20% Below Average</b>	<b>\$5,782</b>
<b>Stanislaus</b>	<b>\$6,231</b>
<b>Stanislaus with current 5% deduction</b>	<b>\$5,919</b>

### Office Closures

As part of the County's budget balancing strategies the Board of Supervisors approved a two year agreement with labor unions and implementation for unrepresented employees of a 5% salary deduction along with 13 furlough days for all County employees with the exception of those retiring in the next 12 months. As part of the Mid-Year Financial Report, the County identified and the Board approved ten office closure dates countywide for Budget Year 2011-2012. The dates are listed below:

#### 2011

- Friday, July 1
- Friday, September 2

Public Hearing to Consider the Adoption of the Recommended Proposed Budget for Budget Year 2011-2012 and Related Actions. This Public Hearing May be Continued to the Following Days if Needed: June 8, 2011, at 9:00 a.m. and June 9, 2011, at 9:00 a.m.

Page 17

- Monday – Wednesday, November 21, 22 & 23
- Tuesday – Friday, December 27, 28, 29 & 30

### 2012

- Monday – April 2

While a majority of departments are able to close on the selected closure dates, there are departments and/or divisions that will remain open to the public. Since the Mid-Year Financial Report, some departments have requested revisions.

Previously, the District Attorney's Office requested to be closed on three State holidays that are not currently observed by the County, but are observed by the courts. The Department has reconsidered and is requesting to remain open on Columbus Day (October 10, 2011), Lincoln's birthday (February 13, 2012) and Cesar Chavez Day (March 30, 2012).

Department of Environment Resources – Waste Facilities has requested to close on all ten approved countywide office closure dates.

Employees in departments without scheduled closure dates will still be required to take the 13 furlough days based on the needs of their assigned department.

An updated departmental closure schedule is detailed in Attachment D.

### **Contracts**

Current County policy requires Board of Supervisors approval for any contract or agreement where the total cumulative compensation exceeds \$100,000. Cumulative refers to the total compensation paid by an individual department in the reporting year and the two fiscal years immediately prior thereto, where there has been no break in contractual services over six months. Contracts or agreements and/or contract adjustments not previously approved by the Board of Supervisors equal to \$100,000 or greater are detailed in Attachment B.

In addition, departments are required to provide a quarterly report to the Board of Supervisors for any new contract or agreement, contract extension, or amendment entered into during the quarter where the compensation exceeds \$50,000 (but is under the cumulative \$100,000 threshold) and the contract or recommended adjustment has not been previously approved by the Board of Supervisors. Contracts in the \$50,000 range are listed in Attachment C.

### **Special Districts**

Special Districts where the Board of Supervisors serves as the Governing Board, are included as part of the Recommended Proposed Budget. Special Districts are a form of government created by a local community to meet a specific need and where only those



Public Hearing to Consider the Adoption of the Recommended Proposed Budget for Budget Year 2011-2012 and Related Actions. This Public Hearing May be Continued to the Following Days if Needed: June 8, 2011, at 9:00 a.m. and June 9, 2011, at 9:00 a.m.

Page 18

residents who benefit from the services provided, pay for them. A summary of the District Budgets included in this budget document are for districts governed by the Board of Supervisors, whose funds are maintained in the County Treasury. They are identified by type – County Service Area, Storm Drain, Landscape and/or Lighting Districts. These Special Districts are composed of 19 County Service Areas (CSA), 7 Storm Drain Districts and 37 Landscape and/or Lighting Districts.

### **Significant Challenges Remain**

The County developed a 30-month budget strategy beginning Mid-Year 2009-2010, to provide time for the County to restructure to allow for the alignment of revenue and expenditures given the significant reductions in revenue available to the County. As new challenges and relevant budget factors become known, the strategy will be updated. It is apparent that the challenges to the County will continue well beyond the 30-month period. Little to no growth is anticipated in discretionary revenue and there appears to be no solution to the State Budget crisis.

### **In-Home Supportive Services**

Significant exposures exist in the In-Home Supportive Services (IHSS) program. The IHSS program continues to grow in size and cost, while available dollars to fund the program are shrinking. The County does not have the discretion to discontinue the program, nor can the County reduce services to eligible customers per program regulations. At this time, a projected \$2.1 million exposure remains in the Community Services Agency IHSS wages and benefits due to loss of enhanced Federal Medicaid Assistance Percentages (FMAP) funding on June 30, 2011.

### **Indigent Healthcare Program**

At the current level of funding, the Health Services Agency will be challenged to maintain its current level of services to qualified Medically Indigent Adults (MIA) and meet the County's mandated Welfare and Institutions (W&I) Code, Section 17000 requirements. MIA services are mandated regardless of funding levels. The Department faces a potential exposure of \$2.9 million in the MIA program due to increased enrollment and changes to patient share of cost at time of service. Clinic and other savings will be identified prior to any additional General Fund support.

### **Risk Management Self Insurance Funds**

Charges to departments in Budget Year 2011-2012 have increased in Unemployment, General Liability, and Workers' Compensation. General Liability is projected to end Fiscal Year 2010-2011 in a deficit of \$2.2 million. Rates will be evaluated once the actuarials are done in late summer. Unemployment costs are projected to be \$350,000 quarterly. The cost per employee is \$350 compared to \$325 in Fiscal Year 2010-2011. Workers' Compensation costs, estimated to be \$5 million, will be fully charged to departments in Budget Year 2011-2012.

Public Hearing to Consider the Adoption of the Recommended Proposed Budget for Budget Year 2011-2012 and Related Actions. This Public Hearing May be Continued to the Following Days if Needed: June 8, 2011, at 9:00 a.m. and June 9, 2011, at 9:00 a.m.

Page 19

### **Retirement 2011-2012**

On March 22, 2011 the Stanislaus County Employees Retirement Association Board (StanCERA) authorized the transfer of \$12.6 million from non-valuation reserves to offset a portion of the County's retirement costs for the 2011-2012 Budget Year. With projected retirement rate increases in Budget Year 2012-2013, however, a significant exposure remains.

Employees hired after December 31, 2010 have been placed in the former Tier Two retirement benefit structure recently approved by the Board of Supervisors. This will result in long-term retirement cost savings to the County.

The County will continue to identify solutions and strategies that will allow the County to maintain a balanced budget while preserving the programs most critical to the community.

### **State Budget**

"Extreme volatility" continues to describe the state of the budget environment in California. The Governor and State Legislature face a massive deficit. There is significant uncertainty as to the impact of the State budget at the local level.

The May Revise proposes \$10.8 billion in budget solutions to erase the projected State deficit and establish a modest \$1.2 billion reserve. The May Revise includes the following proposals:

- Reducing State Government
- Protecting Education and Public Safety
- Paying off the State's Debts
- Creating Economic Incentives

The County will be carefully monitoring any State budget actions to evaluate their impact to the County and will include required adjustments in the Recommended Final Budget. Based on previous experience, it is likely that the actual budget adopted by the State will look little like the May Revise.

### **The Final Budget**

As the Recommended Final Budget is prepared, there are two significant impacts that must be considered. One is the impact of the State Budget once it is approved and the second is the amount of fund balance in the General Fund when the accounting records close at the end of July. Any adjustments necessary as a result of these two impacts will be recommended to the Board of Supervisors as part of the Recommended Final Budget. The Board of Supervisors is requested to set a Public Hearing for September 13, 2011 at 9:05 a.m. to receive public comment and input on the Recommended Final Budget, and continue on September 14, 2011 and September 15, 2011, at 9:00 a.m., if necessary.

Public Hearing to Consider the Adoption of the Recommended Proposed Budget for Budget Year 2011-2012 and Related Actions. This Public Hearing May be Continued to the Following Days if Needed: June 8, 2011, at 9:00 a.m. and June 9, 2011, at 9:00 a.m.

Page 20

### **POLICY ISSUES:**

The Board of Supervisors should determine if the Recommended Proposed Budget addresses the Board of Supervisors' goals and priorities in the allocation of fiscal resources and reflects the service needs and public policy direction for the community. This is consistent with the Board of Supervisors goals and the Stanislaus County vision to be "... a County that is respected for its service in the community and is known as the best in America."

### **STAFFING IMPACTS:**

The Recommended Proposed Budget recommends a decrease in the number of funded allocated positions from 3,607 to 3,576. Because departments have been actively preparing for Budget Year 2011-2012 since late 2010 and have adjusted staffing through the use of reductions-in-force during the 2010-2011 Fiscal Year, there are no further reductions-in-force being recommended in the Proposed Budget. County departments have also continued to use salary savings from vacant positions to balance budgets in the coming year and have identified twenty-eight (28) current vacant positions for which no funding is identified. In addition, the recommendations include restoring funding to nine (9) previously unfunded positions, reclassifying seven (7) positions, and conducting a classification study for three (3) positions.

The recommended total authorized positions of 3,576 include reductions-in-force at four County Departments that have been approved by the Board of Supervisors but are not effective until a later date. A reduction-in-force of two (2) filled positions and deletion of one position at Strategic Business Technology is effective June 18, 2011 and a reduction-in-force of four (4) filled positions at the Department of Environmental Resources is effective July 2, 2011. These reductions-in-force were approved prior to or in the Third Quarter Report to the Board of Supervisors. Since the Board of Supervisors approved the Third Quarter Report, the Board has approved an additional ten (10) reductions-in-force in two County Departments. A reduction-in-force of seven (7) filled positions and unfunding two (2) positions at the Health Services Agency is effective July 15, 2011 and a reduction-in-force of three (3) filled positions at the CEO-Office of Emergency Services is effective June 21, 2011.

Total authorized positions includes an additional 100 positions administered through the County's classification and payroll system which are allocated to external organizations, including Stanislaus Animal Services Agency (30), Stanislaus Regional 911 (53), the Local Area Formation Commission (LAFCO) (3), Stanislaus Employee Retirement Association (12), and Stanislaus Law Library (2).

The tables below summarize staffing impacts by department.



Public Hearing to Consider the Adoption of the Recommended Proposed Budget for Budget Year 2011-2012 and Related Actions. This Public Hearing May be Continued to the Following Days if Needed: June 8, 2011, at 9:00 a.m. and June 9, 2011, at 9:00 a.m.

Page 21

### RECOMMENDATIONS AFFECTING POSITION ALLOCATION COUNT

Department	Unfund Vacant	Restore Unfunded	Subtotal
Agricultural Commissioner	-1		-1
Animal Services	-1		-1
Auditor-Controller	-4		-4
Behavioral Health & Recovery Services		2	2
Community Services Agency	-2	5	3
General Services Agency		1	1
Library	-1		-1
Parks and Recreation	-1		-1
Probation	-13	1	-12
Public Defender	-2		-2
Public Works	-1		-1
Sheriff	-2		-2
<b>Grand Total</b>	<b>-28</b>	<b>9</b>	<b>-19</b>

### SUMMARY OF CHANGES AFFECTING POSITION ALLOCATION COUNT

Total Current Authorized Positions as of Third Quarter	3,607
Changes to Position Allocation Reflected in the Recommended Proposed Budget	-19
Reductions-In-Force Approved Through 7-15-11	-10
Positions Unfunded Through 7-15-11	-2
<b>Total Authorized Positions with Approval of the Recommended Proposed Budget</b>	<b>3,576</b>

### TECHNICAL ADJUSTMENTS TO POSITION ALLOCATION

Department	Transfer Out	Transfer In	Reclass	Study
Agricultural Commissioner				1
BHRS			2	1
Community Services Agency			2	
District Attorney	-1	1		
General Services Agency			1	
Health Services Agency			1	1
Planning and Community Development	-4	4		
Sheriff Department			1	
<b>Grand Total</b>	<b>-5</b>	<b>5</b>	<b>7</b>	<b>3</b>

Public Hearing to Consider the Adoption of the Recommended Proposed Budget for Budget Year 2011-2012 and Related Actions. This Public Hearing May be Continued to the Following Days if Needed: June 8, 2011, at 9:00 a.m. and June 9, 2011, at 9:00 a.m.

Page 22

The chart below displays the decrease in the number of allocated positions, the number of filled positions, and the number of extra-help and personal service contract employees from the 2008-2009 Fiscal Year through the 2011-2012 Budget Year.

	Fiscal Year 2008-2009	Fiscal Year 2009-2010	Fiscal Year 2010-2011	Budget Year 2011-2012
Full-time Authorized Positions	4,459	3,990	3,746	3,576
Full-time Employees	4,022	3,883	3,587	3,464*
Extra-help Employees	518	465	450	445*
Personal Service Contractors	185	160	134	128*

\*Full-time, Extra-help and Personal Service Contract employees are reflected as of pay period ending May 20, 2011

With approval of the Recommended Proposed Budget staffing recommendations, there will be a decline of 170 positions from the number of full-time allocated positions approved in Fiscal Year 2010-2011. This reflects 146 reductions-in-force that were approved during Fiscal Year 2010-2011 in multiple County departments. Since Fiscal Year 2008-2009 the County has experienced a decrease of 883 allocated positions, a decline of almost 20%, and a decrease of 558 full time filled positions or a decline of almost 14%.

Staffing Attachment A reflects the changes to authorized positions recommended as part of this Recommended Proposed Budget. It is recommended that the Salary and Position Allocation Resolution be amended to reflect these changes effective the first full pay period following July 1, 2011, unless otherwise noted.

**CONTACT PERSON:**

Richard W. Robinson, Chief Executive Officer. Telephone: (209) 525-6333

ATTACHMENTS AVAILABLE  
FROM YOUR CLERK

**STAFFING RECOMMENDATIONS**

**FISCAL YEAR 2011-2012 PROPOSED BUDGET--ATTACHMENT A**

DEPARTMENT	BUDGET UNIT	POSITIONS	POSITION NUMBER	CLASSIFICATION	REQUEST	RECOMMENDATION
Agricultural Commissioner	Agricultural Commissioner	0	3429	Account Clerk III	Classification study	Study
		-1	3526	Accountant I	Unfund vacancy	Unfund vacant position
Animal Services	Animal Services	-1	9650	Animal Care Specialist II	Unfund vacancy	Unfund vacant position
Auditor-Controller	Auditor-Controller	-1	1651	Accountant III	Unfund vacancy	Unfund vacant position
		-1	1735	Confidential Assistant III	Unfund vacancy	Unfund vacant position
		-1	1813	Manager II	Unfund vacancy	Unfund vacant position
		-1	3134	Accounting Technician	Unfund vacancy	Unfund vacant position
BHRS	Alcohol and Drug Program	1	4021	Behavioral Health Specialist II	Restore unfunded position/Reclassify upward	Staff Services Coordinator
	Mental Health Services Act	1	7006	Mental Health Clinician III	Restore unfunded position/Reclassify downward	Staff Services Coordinator/Study
Community Services Agency	Services and Support	-1	1556	Manager II	Unfund vacancy	Unfund vacant position
		-1	10852	Social Worker Supervisor II	Unfund vacancy	Unfund vacant position
		1	6542	Social Worker IV	Restore unfunded position	Restore vacant position
		3	1037, 1053, 10730	Family Services Specialist II	Restore unfunded positions	Restore vacant positions
		1	8900	Administrative Clerk II	Restore unfunded position/Reclassify downward	Stock Delivery Clerk II
		0	8870	Manager II	Reclassify upward	Manager IV
District Attorney	Elder Abuse Advoc & Outreach	-1	9310	Interviewer II	Transfer out	Transfer to Unserved/Underserved Victims Advoc & Outreach
	Unserved/Underserved Victims Advoc & Outreach	1	9310	Interviewer II	Transfer in	Transfer from Elder Abuse Advoc and Outreach
General Services Agency	Facilities Maintenance Division	1	1783	Administrative Secretary	Restore unfunded position/Reclassify downward	Storekeeper I
Health Services Agency	Clinics and Ancillary	0	8459	Staff Nurse III	Reclassify downward	Software Developer II
		0	various	Nursing Assistant	Classification study	Study
Library	Library	-1	1673	Manager IV	Unfund vacancy	Unfund vacant position
Parks & Recreation	Parks & Recreation	-1	8784	Deputy Director of Parks	Unfund vacancy	Unfund vacant position

Planning & Comm Development	Planning	1	2275	Manager IV	Transfer in	Transfer from Redevelopment Agency
		1	11100	Plan Check Engineer	Transfer in	Transfer from Redevelopment Agency
		1	10959	Associate Planner	Transfer in	Transfer from Special Revenue Grants
		1	10385	Staff Services Technician	Transfer in	Transfer from Special Revenue Grants
	Redevelopment Agency	-1	2275	Manager IV	Transfer out	Transfer to Planning
		-1	11100	Plan Check Engineer	Transfer out	Transfer to Planning
	Special Revenue Grants	-1	10959	Associate Planner	Transfer out	Transfer to Planning
		-1	10385	Staff Services Technician	Transfer out	Transfer to Planning
Probation	Field Services	1	1399	Deputy Probation Officer II	Restore unfunded position	Restore vacancy
	JJCPA	-1	9942	Manager IV-Safety	Unfund vacancy	Unfund vacant position
		-1	9108	Supervising Probation Officer	Unfund vacancy	Unfund vacant position
		-1	9944	Deputy Probation Officer III	Unfund vacancy	Unfund vacant position
		-4	9945, 9946, 10629, 10630	Deputy Probation Officer II	Unfund vacancies	Unfund vacant positions
		-1	9947	Probation Corrections Officer III	Unfund vacancy	Unfund vacant position
		-5	9948, 9949, 9950, 9951, 10631	Probation Corrections Officer II	Unfund vacancies	Unfund vacant positions
Public Defender	Public Defender	-2	1828, 7704	Attorney V	Unfund vacancies	Unfund vacant positions
Public Works	Engineering	-1	2128	Sr Engineering/Surveying Tech	Unfund vacancy	Unfund vacant position
Sheriff	CAL-MMET Program	-1	10228	Deputy Sheriff	Unfund vacancy	Unfund vacant position
		-1	10229	Legal Clerk III	Unfund vacancy	Unfund vacant position
	Detention	0	7894	Deputy Sheriff-Custodial	Reclassify upward	Sergeant-Custodial

<b>CHANGES TO POSITION ALLOCATION REPORT</b>	<b>-19</b>
<b>TOTAL CURRENT AUTHORIZED POSITIONS</b>	<b>3595</b>
<b>Unfund Vacant Position</b>	<b>-28</b>
<b>Restore Unfunded Position</b>	<b>9</b>
<b>RECOMMENDED AUTHORIZED POSITIONS</b>	<b>3576</b>

**Contract Summary Sheet  
All Funds  
Contracts over \$100,000**

Attachment B

Department	Budget Unit	Contractor	Brief Description of Service Provided or Position Held	Previous Contractual Amount	Proposed Contract Amount	Cumulative Contract Total
Alliance Worknet	Alliance Worknet	Central Valley Opportunity Center (CVOC)	Provides employment and training services for youth aged 17-24	\$519,316 7/1/09-6/30/11	\$147,598 7/1/11-6/30/12	\$666,914
Alliance Worknet	Alliance Worknet	Ceres Unified School District	Provides employment and training services for youth aged 14-24. In addition, provides educational opportunities to identify youth at risk of Gang involvement	\$2,581,847 7/1/09-6/30/11	\$605,912 7/1/11-6/30/12	\$3,187,759
Alliance Worknet	Alliance Worknet	Computer Tutor	Provides services to improve educational and skill competencies for youth aged 17-21	\$951,883 7/1/09-6/30/11	\$302,609 7/1/11-6/30/12	\$1,254,492
Alliance Worknet	Alliance Worknet	Friends Outside	Provides employment and training services to: ex-offenders paroled into Stanislaus County; youth aged 17-21; older youth at risk of gang involvement	\$752,134 7/1/09-6/30/11	\$302,659 7/1/11-6/30/12	\$1,054,793
Alliance Worknet	Alliance Worknet	Stanislaus Literacy Center	Provides GED preparation services	\$230,000 7/1/09-6/30/11	\$100,000 7/1/11-6/30/12	\$330,000
Alliance Worknet	StanWORKS	Aspiranet	Provides advocacy services and bridging activities for Welfare to Work clients	\$220,000 7/1/09-6/30/11	\$120,000 7/1/11-6/30/12	\$340,000

**Contract Summary Sheet  
All Funds  
Contracts over \$100,000**

Attachment B

Department	Budget Unit	Contractor	Brief Description of Service Provided or Position Held	Previous Contractual Amount	Proposed Contract Amount	Cumulative Contract Total
Alliance Worknet	StanWORKs	Center for Human Services	Provides advocacy services and bridging activities for Welfare to Work clients	\$200,000 7/1/09-6/30/11	\$100,000 7/1/11-6/30/12	\$300,000
Alliance Worknet	StanWORKs	Sierra Vista Child and Family Services	Provides advocacy services and bridging activities for Welfare to Work clients	\$210,000 7/1/09-6/30/11	\$110,000 7/1/11-6/30/12	\$320,000
Chief Executive Office	Office of Emergency Services/Fire Warden	Dan Davis	Planner/Exercise Coordinator	\$100,000 10/1/09-6/30/11	\$35,000 7/1/11-06/30/12	\$135,000
Chief Executive Office	County Fire Service Fund	Matthew Jenkins	Fire Prevention/special projects	\$126,000 7/1/09-06/30/11	\$64,000 7/1/11-6/30/12	\$190,000
Chief Executive Office	Operations & Services	Hinderliter De Lamas & Associates (HDL)	Sales Tax Auditor	\$150,000 7/1/09-6/30/11	\$75,000 7/1/11-6/30/12	\$225,000
Chief Executive Office	Operations & Services	Kelling Northcross & Norbriga	Debt Analysis	\$80,000 7/1/09-6/30/11	\$50,000 7/1/11-6/30/12	\$130,000
Chief Executive Office	Operations & Services	Peterson Consulting	Lobbyist	\$98,739 7/1/09-6/30/11	\$37,494 7/1/11-6/30/12	\$136,233
Chief Executive Office	Operations & Services	Pillsbury, Winthrop, Shaw, Pitman	Consulting Services	\$293,525 7/1/09-6/30/11	\$90,000 7/1/11-6/30/12	\$383,525
Chief Executive Office	Operations & Services	Stanislaus Economic Development & Workforce Alliance	Economic Development	\$219,349 7/1/09-6/30/11	\$94,320 7/1/11-6/30/12	\$313,669
Chief Executive Office	Operations & Services	Gino Colacchia	Project Manager	\$24,000 5/16/11-6/30/11	\$156,600 7/1/11-6/30/12	\$180,600
Chief Executive Office	Plant Acquisition	Randall Cavanagh	Project Manager	\$250,000 7/1/09-6/30-11	\$125,280 7/1/11-6/30/12	\$375,280
Chief Executive Office	Plant Acquisition	Darrell Long	Project Manager	\$94,000 7/1/09-6/30-11	\$47,000 7/1/11-6/30/12	\$141,000
Chief Executive Office	Plant Acquisition	Phemister Construction	Construction Management	\$644,000 7/1/09-6/30-11	\$322,000 7/1/11-6/30/12	\$966,000

**Contract Summary Sheet  
All Funds  
Contracts over \$100,000**

Attachment B

Department	Budget Unit	Contractor	Brief Description of Service Provided or Position Held	Previous Contractual Amount	Proposed Contract Amount	Cumulative Contract Total
CEO-Risk Management Division	General Liability Self-Insurance	Curtis Legal Group	Legal Services, Costs & Expenses	\$775,777 7/1/09-6/30/11	\$250,000 7/1/11-6/30/12	\$1,025,777
CEO-Risk Management Division	General Liability Self-Insurance	Dan Farrar Attorney at Law	Legal Services, Costs & Expenses	\$404,745 7/1/09-6/30/11	\$250,000 7/1/11-6/30/12	\$654,745
CEO-Risk Management Division	General Liability/Professional Liability Self-Insurance	Porter, Scott, Wieberg & Delehant	Legal Services, Costs & Expenses	\$689,850 7/1/09-6/30/11	\$250,000 7/1/11-6/30/12	\$939,850
CEO-Risk Management Division	Professional Liability Self-Insurance	Riggio Mordaunt & Kelly	Legal Services Costs & Expenses	\$125,562 7/1/09-6/30/11	\$250,000 7/1/11-6/30/12	\$375,562
CEO-Risk Management Division	Purchased Insurance/General Fund	Keenan & Associates	Benefit Consultants	\$154,353 2/1/10-4/30/11	\$30,000 7/1/11-6/30/12	\$184,353
CEO-Risk Management Division	Purchased Insurance/General Fund	Sidles Duncan & Associates	Consulting Services	\$97,406 3/16/10-6/30/11	\$50,000 7/1/11-6/30/12	\$147,406
CEO-Risk Management	Workers' Compensation Self-Insurance	Acclamation Insurance Management Services	Claims Administrator	\$1,068,195 7/1/09-6/30/11	\$558,540 7/1/11-6/30/12	\$1,626,735
Children and Families Commission	Children and Families Commission	AspiraNet	Turlock Family Resource Center	\$442,580 7/1/09-6/30/11	\$203,942 7/1/11-6/30/12	\$646,522
Children and Families Commission	Children and Families Commission	Center for Human Services	Ceres Family Resource Center	\$338,729 7/1/09-6/30/11	\$154,771 7/1/11-6/30/12	\$493,500
Children and Families Commission	Children and Families Commission	Center for Human Services	Oakdale Family Resource Center	\$281,579 7/1/09-6/30/11	\$127,711 7/1/11-6/30/12	\$409,290
Children and Families Commission	Children and Families Commission	Center for Human Services	Westside Family Resource Centers	\$381,102 7/1/09-6/30/11	\$169,224 7/1/11-6/30/12	\$550,326
Children and Families Commission	Children and Families Commission	Chatom Union School District-Chatom Elementary	School Readiness Program	\$207,980 7/1/09-6/30/11	\$62,500 7/1/11-6/30/12	\$270,480

**Contract Summary Sheet  
All Funds  
Contracts over \$100,000**

Attachment B

Department	Budget Unit	Contractor	Brief Description of Service Provided or Position Held	Previous Contractual Amount	Proposed Contract Amount	Cumulative Contract Total
Children and Families Commission	Children and Families Commission	Children's Crisis Center	Respite care for children at risk of abuse or neglect	\$897,200 7/1/09-6/30/11	\$460,000 7/1/11-6/30/12	\$1,357,200
Children and Families Commission	Children and Families Commission	Doctors Medical Center Foundation	MOMobile-A mobile health clinic that provides health care services to pregnant women and children in areas of the county where health access is limited or non existent	\$242,100 7/1/09-6/30/11	\$121,050 7/1/11-6/30/12	\$363,150
Children and Families Commission	Children and Families Commission	El Concilio	Counseling services provided to families with children ages 0-5 and pregnant women	\$323,000 7/1/09-6/30/11	\$98,000 7/1/11-6/30/12	\$421,000
Children and Families Commission	Children and Families Commission	Golden Valley Health Center	Oral health care and screenings for staff, parents, and children ages 0-5 in Head Start, State Preschool, and Kindergarten programs at School Readiness Sites	\$105,437 9/22/09-6/30/11	\$65,000 7/1/11-6/30/12	\$170,437
Children and Families Commission	Children and Families Commission	Keyes Unified School District Keyes Elementary	School Readiness Program	\$207,980 7/1/09-6/30/11	\$62,500 7/1/11-6/30/12	\$270,480
Children and Families Commission	Children and Families Commission	Newman-Crowslanding Unified School District Von Renner Elementary	School Readiness Program	\$207,980 7/1/09-6/30/11	\$62,500 7/1/11-6/30/12	\$270,480



**Contract Summary Sheet  
All Funds  
Contracts over \$100,000**

Attachment B

Department	Budget Unit	Contractor	Brief Description of Service Provided or Position Held	Previous Contractual Amount	Proposed Contract Amount	Cumulative Contract Total
Children and Families Commission	Children and Families Commission	Parent Resource Center	Family Resource Connection-FRC services provided in central Modesto	\$871,302 7/1/09-6/30/11	\$435,651 7/1/11-6/30/12	\$1,306,953
Children and Families Commission	Children and Families Commission	Patterson Unified School District Grayson Charter	School Readiness Program	\$257,980 7/1/09-6/30/11	\$62,500 7/1/11-6/30/12	\$320,480
Children and Families Commission	Children and Families Commission	Riverbank Unified School District California Ave. Elementary Rio Altura	School Readiness Program	\$465,959 7/1/09-6/30/11	\$125,000 7/1/11-6/30/12	\$590,959
Children and Families Commission	Children and Families Commission	Sierra Vista Child & Family Services	Provide early childhood health and safety trainings to childcare providers (FFN)	\$147,731 8/25/10-6/30/11	\$147,731 7/1/11-6/30/12	\$295,462
Children and Families Commission	Children and Families Commission	Sierra Vista Child & Family Services	Hughson Family Resource Center	\$267,120 7/1/09-6/30/11	\$120,865 7/1/11-6/30/12	\$387,985
Children and Families Commission	Children and Families Commission	Sierra Vista Child & Family Services	The Bridge-Family Resource Center	\$360,000 7/1/09-6/30/11	\$185,000 7/1/11-6/30/12	\$545,000
Children and Families Commission	Children and Families Commission	Sierra Vista Child & Family Services	North Modesto/Salida Family Resource Center	\$745,133 7/1/09-6/30/11	\$347,192 7/1/11-6/30/12	\$1,092,325
Children and Families Commission	Children and Families Commission	Sierra Vista Child & Family Services	Shaken Baby Syndrome-Public awareness campaign	\$44,666 7/1/09-6/30/11	\$22,333 7/1/11-6/30/12	\$66,999

**Contract Summary Sheet  
All Funds  
Contracts over \$100,000**

Attachment B

Department	Budget Unit	Contractor	Brief Description of Service Provided or Position Held	Previous Contractual Amount	Proposed Contract Amount	Cumulative Contract Total
Children and Families Commission	Children and Families Commission	Stanislaus County Behavioral Health and Recovery Services	Specialized Early Childcare Program-Provides childcare consultation at early education settings. Mental health services provided to families	\$2,796,018 7/1/09-6/30/11	\$1,523,009 7/1/11-6/30/12	\$4,319,027
Children and Families Commission	Children and Families Commission	Stanislaus County Health Services Agency	Healthy Birth Outcomes	\$2,623,320 7/1/09-6/30/11	\$1,339,160 7/1/11-6/30/12	\$3,962,480
Children and Families Commission	Children and Families Commission	Stanislaus County Health Services Agency	Healthy Cubs-health access to uninsured children	\$1,420,240 7/1/09-6/30/11	\$570,000 7/1/11-6/30/12	\$1,990,240
Children and Families Commission	Children and Families Commission	Stanislaus County Office of Education	Healthy Start Program Support-provides education, health/mental health and social services	\$913,592 7/1/09-6/30/11	\$456,796 7/1/11-6/30/12	\$1,370,388
Children and Families Commission	Children and Families Commission	Stanislaus Family Justice Center Foundation	Family Justice Center provides centralized services to victims of violent crimes ages 0-5 and their families	\$99,987 7/1/10-6/30/11	\$100,000 7/1/11-6/30/12	\$199,987
Children and Families Commission	Children and Families Commission	Turlock Unified School District (Wakefield, Osborn, and Cunningham Elementary Schools)	School Readiness Program	\$623,939 7/1/09-6/30/11	\$187,500 7/1/11-6/30/12	\$811,439
Children and Families Commission	Children and Families Commission	United Way of Stanislaus County	2-1-1 Provides callers with information about and referrals to human services county wide	\$347,016 7/1/09-6/30/11	\$150,000 7/1/11-6/30/12	\$497,016

**Contract Summary Sheet  
All Funds  
Contracts over \$100,000**

Attachment B

Department	Budget Unit	Contractor	Brief Description of Service Provided or Position Held	Previous Contractual Amount	Proposed Contract Amount	Cumulative Contract Total
Children and Families Commission	Children and Families Commission	Waterford Unified School District Richard M. Moon Elementary	School Readiness Program	\$245,480 7/1/09-6/30/11	\$62,500 7/1/11-6/30/12	\$307,980
Clerk Recorder	Modernization Trust Fund	Brown's River Marotti	Provide restoration services for historical volumes and additional book storage shelving	\$609,298 7/1/09-6/30/11	\$300,000 7/1/11-6/30/12	\$909,298
Department of Child Support Services	Department of Child Support Services	Calserve Inc.	Providing proof of services	\$264,450 7/1/09-6/30/11	\$135,000 7/1/11-6/30/12	\$399,450
Department of Child Support Services	Department of Child Support Services	LBF Management & Consulting	Consulting services	\$115,175 7/1/09-6/30/11	\$60,000 7/1/11-6/30/12	\$175,175
Environmental Resources	Environmental Resources - Landfill	Grider, John	PSC - Provide project oversight at the landfill	\$74,500 2/18/10-12/31/11	\$26,000 1/1/12-6/30/12	\$100,500
Integrated Criminal Justice System (ICJIS)	ICJIS	Atomogy	Provides software development and system maintenance services for Stanislaus County ICJIS	\$500,000 7/1/09-6/30/11	\$250,000 7/1/11-6/30/12	\$750,000
Parks and Recreation	Parks and Recreation	Leguria, Jack	PSC - Provide project oversight for various Parks Projects	\$94,000 7/1/09-6/30/11	\$47,000 7/1/11-6/30/12	\$141,000
Parks and Recreation	Parks and Recreation	Police Activities League	Empire Swim Program	\$616,564 6/30/09-7/1/11	\$30,000 7/1/11-6/30/12	\$646,564
Probation	Institutions	ARC Catering	Provide food services for Juvenile Hall detainees and staff	\$1,152,644 7/1/09-6/30/11	\$600,000 7/1/11-6/30/12	\$1,752,644

**Contract Summary Sheet  
All Funds  
Contracts over \$100,000**

Attachment B

Department	Budget Unit	Contractor	Brief Description of Service Provided or Position Held	Previous Contractual Amount	Proposed Contract Amount	Cumulative Contract Total
Probation	Institutions /JJCPA	Behavioral Interventions	Provide 24 hour continuous electronic monitoring of offenders	\$142,752 7/1/09-6/30/11	\$90,000 7/1/11-6/30/12	\$232,752
Probation	Field Services/JJCPA	Redwood Toxicology	Perform drug testing and deliver results to Probation	\$73,391 7/1/09-6/30/11	\$50,000 7/1/11-6/30/12	\$123,391
Sheriff	Administration	Key Government Finance Inc	Financing for Voice Over IP	\$366,557 7/1/09-6/30/11	\$231,510 7/1/11-6/30/12	\$598,067
Sheriff	Administration	Roland, Joecelyn E PhD	Psychs/On-Call	\$80,127 7/1/09-6/30/11	\$45,000 7/1/11-6/30/12	\$125,127
Sheriff	Contract Cities	City of Waterford	Return of Overpaid LE Services Fees	\$479,054 7/1/09-6/30/11	\$35,000 7/1/11-6/30/12	\$514,054
Sheriff	Detention	Allen Packaging Company	Disposable Trays	\$485,953 7/1/09-6/30/11	\$225,161 7/1/11-6/30/12	\$711,114
Sheriff	Detention	Behavioral Interventions	Monitor Home Detention	\$116,738 7/1/09-6/30/11	\$100,000 7/1/11-6/30/12	\$216,738
Sheriff	Detention	Champion Industrial Contractor/MED	Maintenance Repairs including the chiller	\$56,377 7/1/09-6/30/11	\$100,000 7/1/11-6/30/12	\$156,377
Sheriff	Detention	CSV Sales Inc	Food for Inmates	\$86,891 7/1/09-6/30/11	\$39,400 7/1/11-6/30/12	\$126,291
Sheriff	Detention	EKON-O-PAC INC	Crockery Items	\$73,715 7/1/09-6/30/11	\$40,780 7/1/11-6/30/12	\$114,495
Sheriff	Detention	Foster Farms Inc	Food	\$261,737 7/1/09-6/30/11	\$150,000 7/1/11-6/30/12	\$411,737
Sheriff	Detention	Friends Outside	Life Skills - Inmates	\$380,820 7/1/09-6/30/11	\$213,000 7/1/11-6/30/12	\$593,820
Sheriff	Detention	Good Source Inc	Food	\$156,093 7/1/09-6/30/11	\$68,269 7/1/11-6/30/12	\$224,362
Sheriff	Detention	Sysco Food Services	Food	\$1,267,001 7/1/09-6/30/11	\$750,000 7/1/11-6/30/12	\$2,017,001
Sheriff	Detention	US Foodservice	Food for Inmates	\$331,519 7/1/09-6/30/11	\$137,900 7/1/11-6/30/12	\$469,419
Sheriff	Inmate Welfare	Farmer Brothers Co	Commissary Items	\$116,215 7/1/09-6/30/11	\$80,000 7/1/11-6/30/12	\$196,215
Sheriff	Inmate Welfare	Frito-Lay Inc	Commissary Items	\$87,786 7/1/09-6/30/11	\$40,000 7/1/11-6/30/12	\$127,786
Sheriff	Inmate Welfare	Jenny Service Co	Commissary Products	\$181,945 7/1/09-6/30/11	\$76,313 7/1/11-6/30/12	\$258,258

**Contract Summary Sheet  
All Funds  
Contracts over \$100,000**

Attachment B

Department	Budget Unit	Contractor	Brief Description of Service Provided or Position Held	Previous Contractual Amount	Proposed Contract Amount	Cumulative Contract Total
Sheriff	Inmate Welfare	Keefe Coffee and Supply	Commissary Products	\$213,307 7/1/09-6/30/11	\$64,504 7/1/11-6/30/12	\$277,811
Sheriff	Inmate Welfare	Legal Research Associates	Legal Research	\$71,974 7/1/09-6/30/11	\$65,000 7/1/11-6/30/12	\$136,974
Sheriff	Inmate Welfare	McKee Foods	Food for Commissary	\$72,032 7/1/09-6/30/11	\$40,000 7/1/11-6/30/12	\$112,032
Sheriff	Multiple	Amerl/American Reliance Inc	MDT Maintenance	\$116,171 7/1/09-6/30/11	\$52,869 7/1/11-6/30/12	\$169,040
Sheriff	Multiple	AT&T Global Services	Phone	\$215,592 7/1/09-6/30/11	\$99,651 7/1/11-6/30/12	\$315,243
Sheriff	Multiple	AT&T Mobility II LLC	Phone	\$168,933 7/1/09-6/30/11	\$80,834 7/1/11-6/30/12	\$249,767
Sheriff	Multiple	Bertolotti Disposal Inc	Utilities - Garbage	\$139,999 7/1/09-6/30/11	\$64,517 7/1/11-6/30/12	\$204,516
Sheriff	Multiple	Bob Barker Co Inc	Dry Goods for Inmates	\$356,555 7/1/09-6/30/11	\$200,608 7/1/11-6/30/12	\$557,163
Sheriff	Multiple	Calif Department of Justice	Livescan/Hair and Skin Analysis/HIDTA	\$127,528 7/1/09-6/30/11	\$59,638 7/1/11-6/30/12	\$187,166
Sheriff	Multiple	CDW Government Inc	Computer Supplies	\$101,679 7/1/09-6/30/11	\$66,163 7/1/11-6/30/12	\$167,842
Sheriff	Multiple	Central Sanitary Supply	Cleaning/Sanitary Supplies	\$221,691 7/1/09-6/30/11	\$78,878 7/1/11-6/30/12	\$300,569
Sheriff	Multiple	City of Modesto	Police Sgt Coord/StanCatt Deputy/Bus Passes	\$924,504 7/1/09-6/30/11	\$523,173 7/1/11-6/30/12	\$1,447,677
Sheriff	Multiple	Cognent Systems	Software Maint/Support	\$321,522 7/1/09-6/30/11	\$286,055 7/1/11-6/30/12	\$607,577
Sheriff	Multiple	COMPUCOM Systems Inc	Computer Software/ Licenses	\$47,250 7/1/09-6/30/11	\$87,500 7/1/11-6/30/12	\$134,750
Sheriff	Multiple	Enterprise Rent-A-Car/ 43-1514861	Car Rentals	\$115,586 7/1/09-6/30/11	\$535 7/1/11-6/30/12	\$116,121
Sheriff	Multiple	Ford Motor Credit	Vehicle Leases	\$591,219 7/1/09-6/30/11	\$366,100 7/1/11-6/30/12	\$957,319
Sheriff	Multiple	Global Tell Link Corp	Phone Cards for Inmates/Circuit Costs	\$125,764 7/1/09-6/30/11	\$62,600 7/1/11-6/30/12	\$188,364
Sheriff	Multiple	Home Depot	Equipment/ Supplies	\$75,172 7/1/09-6/30/11	\$32,612 7/1/11-6/30/12	\$107,784

**Contract Summary Sheet  
All Funds  
Contracts over \$100,000**

Attachment B

Department	Budget Unit	Contractor	Brief Description of Service Provided or Position Held	Previous Contractual Amount	Proposed Contract Amount	Cumulative Contract Total
Sheriff	Multiple	Imageware Software Inc	Software Maint/Support	\$81,212 7/1/09-6/30/11	\$45,000 7/1/11-6/30/12	\$126,212
Sheriff	Multiple	LC Action Police Supply	Patrol Supplies/Vests/ Ammo	\$196,906 7/1/09-6/30/11	\$62,830 7/1/11-6/30/12	\$259,736
Sheriff	Multiple	NEXTEL Communication	Communications	\$259,201 7/1/09-6/30/11	\$111,132 7/1/11-6/30/12	\$370,333
Sheriff	Multiple	San Diego Police Equip	Ammunition/ Training	\$58,224 7/1/09-6/30/11	\$50,889 7/1/11-6/30/12	\$109,113
Sheriff	Multiple	Schwandt, Joellene	Instructor	\$95,000 7/1/09-6/30/11	\$65,000 7/1/11-6/30/12	\$160,000
Sheriff	Multiple	Simplex Grinnell	Maint Fire & Security	\$178,034 7/1/09-6/30/11	\$100,000 7/1/11-6/30/12	\$278,034
Sheriff	Multiple	Smalleys Wholesale Inc	Ammunition	\$120,488 7/1/09-6/30/11	\$45,164 7/1/11-6/30/12	\$165,652
Sheriff	Multiple	Stanislaus Drug Enforcement Agency	In-kind Grant Contribution	\$381,017 7/1/09-6/30/11	\$158,686 7/1/11-6/30/12	\$539,703
Sheriff	Multiple	Stanislaus Literacy Center	GED/Tutoring - Inmates	\$227,832 7/1/09-6/30/11	\$123,500 7/1/11-6/30/12	\$351,332
Sheriff	Multiple	Staples Advantage	Office Supplies	\$216,762 7/1/09-6/30/11	\$106,123 7/1/11-6/30/12	\$322,885
Sheriff	Multiple	Stericycle Inc	Hazardous Waste Disposal	\$70,459 7/1/09-6/30/11	\$33,000 7/1/11-6/30/12	\$103,459
Sheriff	Multiple	Telcion Communication Group	Technology	\$136,786 7/1/09-6/30/11	\$78,147 7/1/11-6/30/12	\$214,933
Sheriff	Multiple	Turlock Irrigation District	Electrical Services	\$186,656 7/1/09-6/30/11	\$74,823 7/1/11-6/30/12	\$261,479
Sheriff	Multiple	Unificare LTD	SCAAP Reporting	\$0 7/1/09-6/30/11	\$180,000 7/1/11-6/30/12	\$180,000
Sheriff	Operations	Cardoza Bettencourt Investments LLC	Salida Substation Lease	\$209,714 7/1/09-6/30/11	\$80,000 7/1/11-6/30/12	\$289,714
Sheriff	Operations	Central Valley Toxicology Inc	Toxicology Services	\$160,684 7/1/09-6/30/11	\$65,842 7/1/11-6/30/12	\$226,526
Sheriff	Operations	Tom Hillier Ford	Vehicles	\$98,735 7/1/09-6/30/11	\$250,000 7/1/11-6/30/12	\$348,735
Strategic Business Technology	Strategic Business Technology	Oracle	Provides software and maintenance for financials	\$453,028 7/1/09-6/30/11	\$237,691 7/1/11-6/30/12	\$690,719

**Contract Summary Sheet  
All Funds  
Contracts over \$100,000**

Attachment B

<b>Department</b>	<b>Budget Unit</b>	<b>Contractor</b>	<b>Brief Description of Service Provided or Position Held</b>	<b>Previous Contractual Amount</b>	<b>Proposed Contract Amount</b>	<b>Cumulative Contract Total</b>
Strategic Business Technology	Strategic Business Technology	PeopleSoft	Provides software and maintenance for payroll, HR functions, and Risk Management functions.	\$714,527 7/1/09-6/30/11	\$272,549 7/1/11-6/30/12	\$987,076
Strategic Business Technology	Strategic Business Technology	Personal Service Contract - William Espinoza	Provide systems engineering and administration support for Voice over Internet Protocol (VoIP) and wide area network (WAN). Knowledge transfer and other projects as assigned.	\$149,256 7/1/09-6/30/11	\$76,256 7/1/11-6/30/12	\$225,512
Strategic Business Technology	Tele-communications	Telcion (formerly know as Netlogic)	Provides VoIP software, equipment, and technical support	\$255,761 7/1/09-6/30/11	\$33,000 7/1/11-6/30/12	\$288,761
Strategic Business Technology	Tele-communications	AMS.NET	Provides VoIP software/ equipment maintenance and support	\$77,946 7/1/09-6/30/11	\$68,727 7/1/11-6/30/12	\$146,673



**Contract Summary Sheet**  
**All Funds**  
**Contracts between \$50,000-\$100,000**

Attachment C

Department	Budget Unit	Contractor	Brief Description of Service Provided or Position Held	Previous Contractual Amount	Proposed Contract Amount	Cumulative Contract Total
Department of Aging & Veterans Services	Area Agency on Aging	Addus Healthcare Inc.	Home Health Assistance, Respite Care (FCSP)	\$46,524 7/01/09-6/30/11	\$10,500 7/01/11-6/30/12	\$57,024
Department of Aging & Veterans Services	Area Agency on Aging	Doctors Medical Center Foundation	Respite Day Care (FCSP)	\$62,766 7/01/09-6/30/11	\$10,500 7/01/11-6/30/12	\$73,266
CEO-Risk Management	Professional Liability Self-Insurance	Risk Management Services	Third Party Administration fees, costs and expenses	\$30,055 7/1/09-6/30/11	\$25,000 7/1/11-6/30/12	\$55,055
CEO-Risk Management Division	Professional Liability Self-Insurance	Robinson & Wood Inc.	Legal Services Costs & Expenses	\$53,078 6/1/10-6/30/11	\$40,000 7/1/11-6/30/12	\$93,078
CEO-Risk Management	Purchased Insurance	Arnerich, Massena, & Associates	Deferred Comp Consultants	\$57,750 7/1/09-6/30/11	\$28,500 7/1/11-6/30/12	\$86,250
Children and Families Commission	Children and Families Commission	Stanislaus County Community Services Agency	County-wide effort to inform residents of the eligibility requirements for the Federal Food Stamp Program.	\$50,000 7/1/10-6/30/11	\$50,000 7/1/11-6/30/12	\$100,000
Department of Child Support Services	Department of Child Support Services	Laboratory Corp. of America	Genetic testing	\$47,640 7/01/09-6/30/11	\$25,000 7/01/11-6/30/12	\$72,640
Department of Child Support Services	Department of Child Support Services	Doctors Medical Center	Paternity declarations	\$33,500 7/01/09-6/30/11	\$18,000 7/01/11-6/30/12	\$51,500
Environmental Resources	Environmental Resources - Hazmat / Landfill	Ferriz, Horacio	PSC - Provide Geological expertise	\$51,638 4/17/09-6/30/11	\$25,819 Increase contract 7/1/11-6/30/12	\$77,457
Public Works	Administration	Cascade Software Systems	Road fund cost accounting	\$63,576 7/1/09-6/30/11	\$26,945 7/1/11-6/30/12	\$90,521
Public Works	Transit	Stacie Morales	PSC - Transit Marketing	\$44,782 7/1/09-6/30/11	\$30,000 7/1/11-6/30/12	\$74,782
Sheriff	Detention	JSWWC - Jared Steeley Wastewater	Manage/Operate/Monitor Water System	\$55,863 7/1/09-6/30/11	33,798 7/1/11-6/30/12	\$89,661
Sheriff	Detention	Norment Security	Maint Cell Doors	\$52,489 7/1/09-6/30/11	37,500 7/1/11-6/30/12	\$89,989

**Contract Summary Sheet**  
**All Funds**  
**Contracts between \$50,000-\$100,000**

Attachment C

Department	Budget Unit	Contractor	Brief Description of Service Provided or Position Held	Previous Contractual Amount	Proposed Contract Amount	Cumulative Contract Total
Sheriff	Detention	Valley Pump & Motor Works Inc	Sewage Pump Repairs	\$54,609 7/1/09-6/30/11	\$35,391 7/1/11-6/30/12	\$90,000
Sheriff	Multiple	Ballard, Gary	Aircraft Mechanic	\$46,750 7/1/09-6/30/11	\$18,200 7/1/11-6/30/12	\$64,950
Sheriff	Multiple	JSWWC - Jared Steeley Wastewater	Propane	\$64,814 7/1/09-6/30/11	\$15,574 7/1/11-6/30/12	\$80,388
Sheriff	Multiple	MO-CAL Office Solutions	Copier Leases/Maint	\$50,187 7/1/09-6/30/11	\$40,000 7/1/11-6/30/12	\$90,187
Sheriff	Multiple	Pacific Moblie Structures Inc	Coroner Modular Building Lease	\$65,780 7/1/09-6/30/11	\$3,954 7/1/11-6/30/12	\$69,734
Sheriff	Multiple	SKY TREK Aviation Inc	Fuel/Parts/Air Support Svcs	\$57,027 7/1/09-6/30/11	\$30,599 7/1/11-6/30/12	\$87,626
Sheriff	Multiple	US BANCORP / US BANK -	Copier Lease/Maint	\$72,100 7/1/09-6/30/11	\$22,499 7/1/11-6/30/12	\$94,599
Sheriff	Operations	Herbert L Watkins	Aircraft Mechanic	\$35,000 7/1/09-6/30/11	\$25,000 7/1/11-6/30/12	\$60,000
Strategic Business Technology	Strategic Business Technology	Bear Data Systems Inc.	Provides Commvault software maintenance and support.	\$40,811 7/1/09-6/30/11	\$18,454 7/1/11-6/30/12	\$59,265
Strategic Business Technology	Strategic Business Technology	Novell	Provides software and maintenance for GroupWise, Netware, and Zenworks.	\$63,631 7/01/09-6/30/11	\$30,912 7/1/11-6/30/12	\$94,543
Strategic Business Technology	Strategic Business Technology	GovernmentJobs.com (dba NEOGov)	Provides online job application capability.	\$54,000 7/1/09-6/30/11	\$19,500 7/1/11-6/30/12	\$73,500

## 2011-2012 COUNTY CLOSURE-FURLOUGH DATES

Attachment D

Department	Fri 7/1/11	Fri 9/2/11	Mon 11/21/11	Tue 11/22/11	Wed 11/23/11	Tues 12/27/11	Wed 12/28/11	Thur 12/29/11	Fri 12/30/11	Mon 4/2/12
Aging/Veterans	Closed	Closed	Closed	Closed	Closed	Closed	Closed	Closed	Closed	Closed
Ag Commissioner	Closed	Closed	Closed	Closed	Closed	Closed	Closed	Closed	Closed	Closed
Alliance Worknet	Closed	Closed	Open	Open	Open	Closed	Open	Open	Open	Closed
Assessor	Closed	Closed	Closed	Closed	Closed	Closed	Closed	Closed	Closed	Closed
Auditor	Closed	Closed	Closed	Closed	Closed	Closed	Closed	Closed	Closed	Closed
BHRS*	Closed	Closed	Closed	Closed	Closed	Closed	Closed	Closed	Closed	Closed
BOS/COB	Closed	Closed	Closed	Closed	Closed	Closed	Closed	Closed	Closed	Closed
CEO	Closed	Closed	Closed	Closed	Closed	Closed	Closed	Closed	Closed	Closed
Child Support	Closed	Closed	Closed	Closed	Closed	Closed	Closed	Closed	Closed	Closed
*Clerk-Recorder	Closed	Closed	Closed	Closed	Closed	Closed	Closed	Closed	Closed	Closed
CSA**	Closed	Closed	Closed	Closed	Closed	Closed	Closed	Closed	Closed	Closed
Coop Extension	Closed	Closed	Closed	Closed	Closed	Closed	Closed	Closed	Closed	Closed
County Counsel	Closed	Closed	Closed	Closed	Closed	Closed	Closed	Closed	Closed	Closed
District Attorney	Open	Open	Open	Open	Open	Open	Open	Open	Open	Open
DER	Closed	Closed	Closed	Closed	Closed	Closed	Closed	Closed	Closed	Closed
DER-Landfill	Open	Open	Open	Open	Open	Open	Open	Open	Open	Open
DER-Neighborhood Parks***	Open	Open	Open	Open	Open	Open	Open	Open	Open	Open
DER-Parks	(Woodward Reservoir, Modesto Reservoir, La Grange OHV, and Frank Raines Park will remain open on all days)									
DER-Parks Admin, County Centers	Closed	Closed	Closed	Closed	Closed	Closed	Closed	Closed	Closed	Closed
DER-Waste Facilities	Closed	Closed	Closed	Closed	Closed	Closed	Closed	Closed	Closed	Closed
GSA	Closed	Closed	Closed	Closed	Closed	Closed	Closed	Closed	Closed	Closed
HSA-Clinics****	Open	Open	Open	Open	Open	Open	Open	Open	Open	Open
HSA-Other than Clinics*****	Closed	Closed	Closed	Closed	Closed	Closed	Closed	Closed	Closed	Closed
Library	Closed	Closed	Open	Open	Open	Open	Open	Open	Closed	Open
OES	Closed	Closed	Closed	Closed	Closed	Closed	Closed	Closed	Closed	Closed
Planning	Closed	Closed	Closed	Closed	Closed	Closed	Closed	Closed	Closed	Closed
Probation	Closed	Closed	Closed	Closed	Closed	Closed	Closed	Closed	Closed	Closed
*Public Defender	3 Furlough days for PD will follow Court holiday schedule 10/10/11, (Columbus Day), 2/13/12 (Lincoln's Birthday), 3/30/12 (Cesar Chavez Day)									



Department	Fri 7/1/11	Fri 9/2/11	Mon 11/21/11	Tue 11/22/11	Wed 11/23/11	Tues 12/27/11	Wed 12/28/11	Thur 12/29/11	Fri 12/30/11	Mon 4/2/12
Public Works	Open	Open	Open	Open	Open	Closed	Closed	Closed	Closed	Open
Risk Mgmt	Closed	Closed	Closed	Closed	Closed	Closed	Closed	Closed	Closed	Closed
Sheriff	Open	Open	Open	Open	Open	Open	Open	Open	Open	Open
SBT	Closed	Closed	Closed	Closed	Closed	Closed	Closed	Closed	Closed	Closed
Treasurer/Tax	Closed	Closed	Closed	Closed	Closed	Closed	Closed	Closed	Closed	Closed

**Additional Closure Dates Requested**

\*Court Holidays    Mon 10/10/11    Mon 2/13/12    Fri 3/30/12

Clerk-Recorder    Closed    Closed    Closed

Public Defender    Closed    Closed    Closed

DER-Waste Facilities	Sat 7/2/11	Sat 9/3/11	Sat 11/12/11	Sat 11/26/11	Sat 12/24/11	Sat 12/31/11
Household Hazardous Waste Facility, U and E-waste Collection Facility, Oakdale Drop off Facility	Closed	Closed	Closed	Closed	Closed	Closed

**Footnotes**

**BHRS\***    Exceptions to the closure include Genesis and the 24-hour operations at Stanislaus Recovery Center, and the Community Emergency Response Team.

**CSA\*\***    Exceptions to the closure include West Modesto Community Center for emergency benefits, Child Protective Services (CPS) and Adult Protective Services (APS) are on call 24 hours a day for abuse/neglect emergencies at our reporting hotlines. CPS 1-800-336-4316/APS 1-800-558-3665

**DER-Neighborhood Parks\*\*\***    Restrooms and other support services will be closed on all days.

**HSA-Clinics\*\*\*\***    The clinics and necessary support staff, including MIA eligibility Staff, will be open during the County Closure Dates.

**HSA-Other than Clinics\*\*\*\*\***    Exceptions to the closure may include some Public Health functions (CCS, MTU, WIC, Vital Records, Lab and some case management).

For those departments participating in all County-wide closure days, 3 floating furlough days remain to be determined by Department Head Approval. Departments planning complete office closures for days not listed above will be required to obtain BOS approval.



# Recommended Proposed Budget

Budget Year 2011-2012

# Stanislaus County

CALIFORNIA



Submitted by  
Chief Executive Officer  
Richard W. Robinson

## BOARD OF SUPERVISORS

Dick Monteith, Chair  
William O'Brien  
Vito Chiesa  
Terry Withrow  
Jim DeMartini

Front cover pictures from left to right: Valley Family Medicine Residency Program; Modesto Regional Fire Authority; Family Justice Center; Keyes Storm Drain Project; and Thomas Mayfield Regional Animal Services Center.



# TABLE OF CONTENTS

Board of Supervisors .....	8
Supervisory District Map .....	9
Budget Message .....	10
Community Profile .....	16
County Organizational Chart .....	20
Summary of Board Priorities and Goals.....	21
Consolidated Financial Overview by Priority.....	22
Appropriations Financial Overview .....	23

## **FINANCIAL POLICIES AND SCHEDULES**

County Budget Process .....	24
Consolidated Financial Overview .....	26
Net County Cost Schedule .....	27
Discretionary Revenue .....	32
Fund Balance Classification .....	41
Other Major Revenue Sources .....	43
Debt Service .....	46
What is a Schedule 9? .....	47

## **A Safe Community**

Introduction.....	48
Budget Year 2011-2012 Issues .....	49
Pie Chart of Departments .....	50
Graph of Five Year Comparison of Appropriations .....	50
Lead Sheet .....	51

## **CHIEF EXECUTIVE OFFICE**

Office of Emergency Services/Fire Warden.....	53
County Fire Service Fund .....	57

## **CEO-CAPITAL PROJECTS FUND**

Courthouse Construction Fund.....	60
Criminal Justice Facilities Fund .....	62

## **CEO-COUNTY OPERATIONS**

County Court Funding .....	64
Department of Justice Drug and Alcohol .....	66
Jail Medical Program .....	68

**DISTRICT ATTORNEY**

Criminal Division..... 70  
Arson Task Force ..... 74  
Auto Insurance Fraud Prosecution ..... 76  
Consumer Fraud Prosecution Program ..... 78  
Criminal Division Asset Forfeiture..... 80  
Elder Abuse Advocacy and Outreach..... 82  
Family Justice Center ..... 84  
Federal Asset Forfeiture ..... 86  
Real Estate Fraud Prosecution..... 88  
Rural Crimes Prevention Program..... 90  
Spousal Abuser Prosecution Program..... 92  
Unserved/Underserved Victims Advocacy and Outreach Program..... 94  
Vertical Prosecution Block Grant ..... 96  
Victim Compensation and Government Claims ..... 98  
Victim Services Program ..... 100

**GRAND JURY**..... 102

**INTEGRATED CRIMINAL JUSTICE INFORMATION SYSTEM**..... 104

**PROBATION**

Administration..... 106  
Corrections Performance Incentive Fund ..... 109  
Field Services ..... 111  
Institutional Services..... 113  
Juvenile Accountability Block Grant..... 115  
Juvenile Justice Crime Prevention Act..... 117  
Ward Welfare Fund ..... 119  
Youthful Offender Block Grant..... 121

**PUBLIC DEFENDER**

Public Defender ..... 123  
Indigent Defense ..... 126

**SHERIFF**

Administration..... 128  
CAL ID Program ..... 131  
CAL-MMET Program ..... 133  
Civil Process Fee..... 135  
Contract Cities ..... 137  
Court Security..... 141  
Dedicated Funds ..... 143  
Detention ..... 145  
Driver Training Program ..... 148  
Jail Commissary/Inmate Welfare ..... 150  
Justice Assistance Grant ..... 152



Operations .....	154
Ray Simon Training Center .....	156
Vehicle Theft Unit .....	158

## **A Healthy Community**

Introduction.....	160
Budget Year 2011-2012 Issues .....	161
Pie Chart of Departments .....	162
Graph of Five Year Comparison of Appropriations .....	162
Lead Sheet .....	163

### **AREA AGENCY ON AGING**

Area Agency on Aging.....	165
Veterans' Services.....	168

### **BEHAVIORAL HEALTH AND RECOVERY SERVICES**

Behavioral Health and Recovery Services.....	170
Alcohol and Drug Program .....	175
Managed Care.....	179
Mental Health Services Act.....	181
Public Guardian .....	185
Stanislaus Recovery Center .....	188
Substance Abuse and Crime Prevention Act.....	191

### **CHILD SUPPORT SERVICES**

Child Support Services .....	193
------------------------------	-----

### **CHILDREN AND FAMILIES COMMISSION**

Children and Families Commission .....	197
--	-----

### **COMMUNITY SERVICES AGENCY**

Services and Support .....	199
County Children's Fund .....	210
Foster Care Incentive/Out of Home Placement Incentive .....	212
General Assistance .....	214
IHSS Provider Wages.....	217
IHSS Public Authority-Administration.....	220
IHSS Public Authority-Benefits .....	222
Integrated Children's Services.....	225
Public Economic Assistance.....	227
Seriously Emotionally Disturbed Children.....	232

### **HEALTH SERVICES AGENCY**

Administration.....	234
Clinics and Ancillary Services.....	237

Emergency Medical Services Discretionary Fund.....	240
Health Coverage and Quality Services .....	242
Indigent Health Care Program (IHCP) .....	244
IHCP-California Healthcare for Indigents Program .....	247
IHCP-Emergency Medical Services Hospital.....	249
IHCP-Emergency Medical Services Physicians.....	251
Public Health .....	253
Public Health Local Preparedness Fund.....	256
Public Health Vital and Health Statistics .....	258

## **A Strong Local Economy**

Introduction.....	260
Budget Year 2011-2012 Issues .....	260
Pie Chart of Departments .....	262
Graph of Five Year Comparison of Appropriations .....	262
Lead Sheet .....	263

### **ALLIANCE WORKNET**

Alliance Worknet.....	264
StanWORKS .....	268

### **CHIEF EXECUTIVE OFFICE—ECONOMIC DEVELOPMENT BANK**

Economic Development Bank.....	270
--------------------------------	-----

### **LIBRARY**

Library .....	272
---------------	-----

## **A Strong Agricultural Economy/Heritage**

Introduction.....	275
Budget Year 2011-2012 Issues .....	276
Pie Chart of Departments .....	277
Graph of Five Year Comparison of Appropriations .....	277
Lead Sheet .....	278

### **AGRICULTURAL COMMISSIONER**

Agricultural Commissioner.....	279
--------------------------------	-----

### **UNIVERSITY OF CALIFORNIA COOPERATIVE EXTENSION**

University of California Cooperative Extension.....	282
UC Cooperative Extension Farm and Home Advisors Research Trust.....	286

## A Well Planned Infrastructure System

Introduction.....	288
Budget Year 2011-2012 Issues .....	289
Pie Chart of Departments .....	290
Graph of Five Year Comparison of Appropriations .....	290
Lead Sheet .....	291

### **ENVIRONMENTAL RESOURCES**

Environmental Resources.....	293
AB 939/Source Reduction and Recycle.....	297
Abandoned Vehicle Abatement .....	299
Beverage Container Recycling .....	301
Disclosure Program .....	303
E-Waste Collection Facility.....	305
Fink Road Landfill.....	307
Food Processing By-Products .....	309
Geer Road Landfill.....	311
Household Hazardous Waste .....	313
Trust Fund .....	315
Underground Storage Tank Pilot Program.....	317
Used Oil Recycling .....	319
Vehicle Registration Fee Surcharge .....	321
Waste Tire Enforcement Grant .....	323
Waste-to-Energy.....	325

### **PARKS AND RECREATION**

Parks and Recreation.....	327
Fish and Wildlife .....	332
Modesto Reservoir Patrol .....	334
Off-Highway Vehicle Fund .....	336
Parks Master Plan .....	338
Regional Water Safety Training Center .....	340
Tuolumne River Regional Park.....	342

### **PLANNING AND COMMUNITY DEVELOPMENT**

Planning and Community Development.....	344
Building Permits.....	347
Dangerous Building Abatement .....	349
General Plan Maintenance .....	351
Redevelopment Agency.....	353
Redevelopment Agency-Housing Set Aside .....	355
Special Revenue Grants.....	357
Salida Planning Efforts .....	360

**PUBLIC WORKS**

Administration..... 362  
Engineering ..... 365  
Hammett and Kiernan Project Study Report..... 368  
Local Transit System ..... 370  
Morgan Shop..... 372  
Road and Bridge..... 374

**Efficient Delivery of Public Services**

Introduction..... 377  
Budget Year 2011-2012 Issues ..... 378  
Pie Chart of Departments ..... 379  
Graph of Five Year Comparison of Appropriations ..... 379  
Lead Sheet ..... 380

**ASSESSOR**

Assessor..... 382

**AUDITOR-CONTROLLER**

Auditor-Controller ..... 385

**BOARD OF SUPERVISORS**

Board of Supervisors ..... 388  
Clerk of the Board..... 391  
Community Support..... 392

**CHIEF EXECUTIVE OFFICE**

Operations and Services ..... 393  
Risk Management Division ..... 396

**CEO-COUNTY OPERATIONS**

Airport..... 399  
Appropriations for Contingencies..... 401  
Capital Improvement Financing Authority ..... 403  
County Facilities ..... 405  
Crows Landing Air Facility ..... 407  
Debt Service ..... 409  
General Fund Contribution to Other Programs ..... 413  
General Fund Match—Vehicle License Fee ..... 415  
Mandated County Match..... 417  
Plant Acquisition ..... 419

**CEO-RISK MANAGEMENT SELF-INSURANCE FUNDS**

Dental Self-Insurance ..... 421  
General Liability Self-Insurance..... 423

Professional Liability Self-Insurance .....	425
Purchased Insurance.....	427
Unemployment Self-Insurance .....	429
Vision Care Self-Insurance .....	431
Workers' Compensation Self-Insurance .....	433
<b>CLERK-RECORDER</b>	
Recorder Division .....	435
Elections Division .....	438
Modernization Trust Fund.....	440
Vital and Health Statistics .....	442
<b>COUNTY COUNSEL</b>	
County Counsel .....	444
<b>GENERAL SERVICES AGENCY</b>	
Administration.....	448
Central Services Division.....	451
Facilities Maintenance Division.....	453
Fleet Services Division .....	455
Purchasing Division .....	457
12 <sup>th</sup> Street Office Building .....	459
Utilities .....	461
<b>STRATEGIC BUSINESS TECHNOLOGY</b>	
Strategic Business Technology .....	463
Strategic Business Technology--Telecommunications .....	468
<b>TREASURER</b>	
Treasurer-Admin/Taxes .....	471
Revenue Recovery .....	474
Treasury Division.....	476
<b>STAFFING REPORTS</b>	
Allocation List--Three Year Comparison .....	478
Department Position Allocation Report .....	480
Unfunded Vacant Positions .....	505
<b>SPECIAL DISTRICTS .....</b>	<b>511</b>
<b>GLOSSARY .....</b>	<b>516</b>
<b>ALPHABETICAL INDEX.....</b>	<b>533</b>

# BOARD OF SUPERVISORS

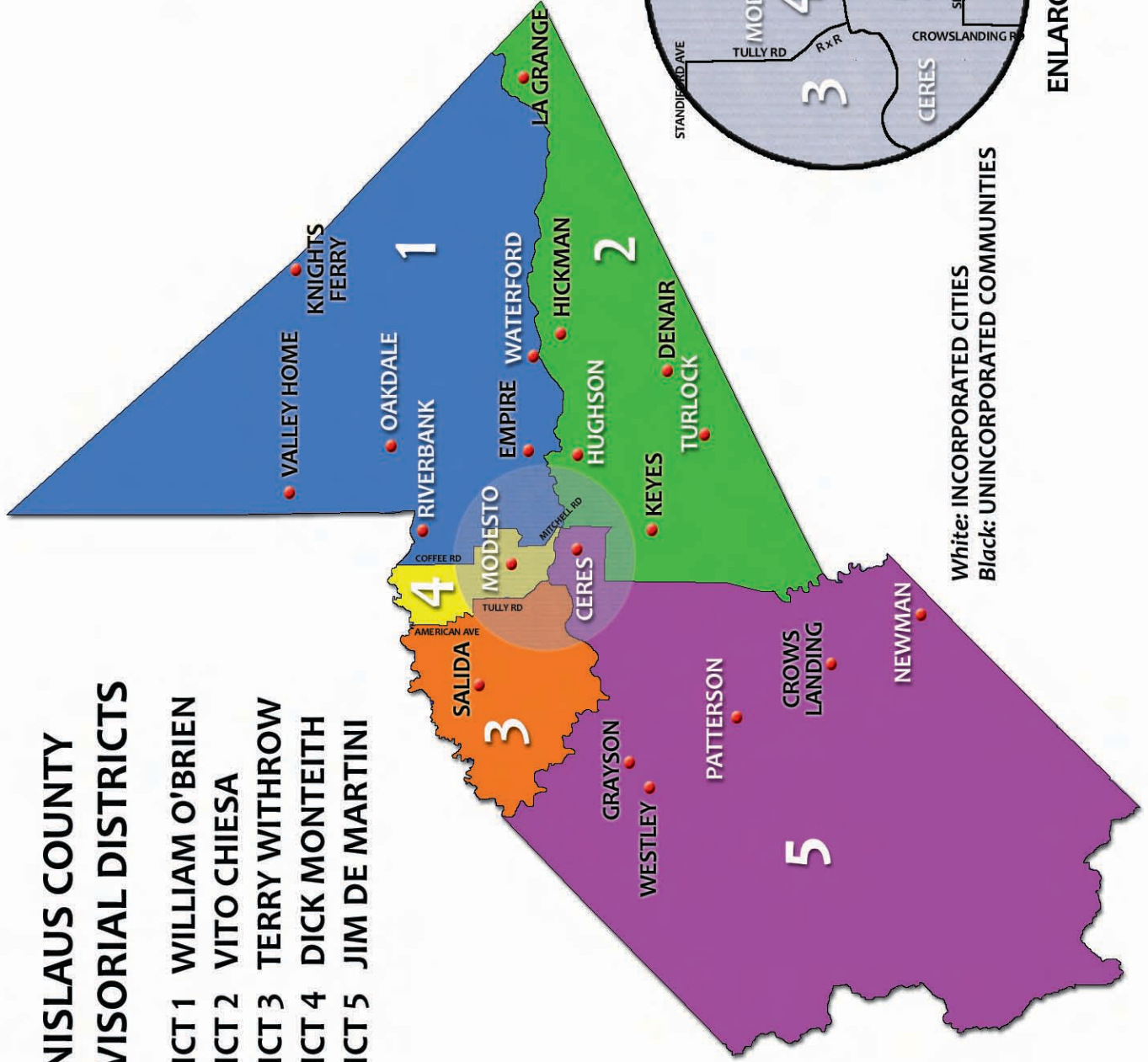
---



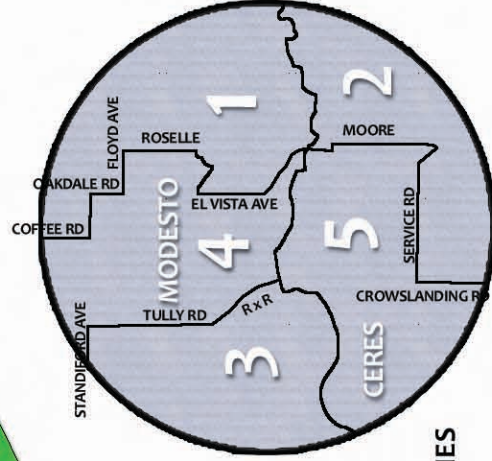

From left to right: Supervisor Dick Monteith, District 4; Supervisor William O'Brien, District 1; Supervisor Jim DeMartini, District 5; Supervisor Terry Withrow, District 3; and Supervisor Vito Chiesa, District 2.

# STANISLAUS COUNTY SUPERVISORIAL DISTRICTS

- DISTRICT 1 WILLIAM O'BRIEN
- DISTRICT 2 VITO CHIESA
- DISTRICT 3 TERRY WITHROW
- DISTRICT 4 DICK MONTEITH
- DISTRICT 5 JIM DE MARTINI



White: INCORPORATED CITIES  
Black: UNINCORPORATED COMMUNITIES



ENLARGEMENT





**CHIEF EXECUTIVE OFFICE**

**Richard W. Robinson**  
Chief Executive Officer

**Patricia Hill Thomas**  
Chief Operations Officer/  
Assistant Executive Officer

**Monica Nino**  
Assistant Executive Officer

**Stan Risen**  
Assistant Executive Officer

1010 10<sup>th</sup> Street, Suite 6800, Modesto, CA 95354  
P.O. Box 3404, Modesto, CA 95353-3404

Phone: 209.525.6333 Fax: 209.525.4033

June 7, 2011

Supervisor Dick Monteith, Chairman  
Supervisor William O'Brien  
Supervisor Vito Chiesa  
Supervisor Terry Withrow  
Supervisor Jim DeMartini

Dear Supervisors,

It is my privilege to present to you a balanced 2011-2012 Recommended Proposed Budget. The budget, as presented, reflects a reduction of approximately \$24.5 million from the 2010-2011 Adopted Final Budget. As you are very much aware, the 2011-2012 budget proposal, totaling \$894,271,968 has been in development for almost eighteen months. This budget proposal follows closely the elements of the County's multi-year budget strategy approved by the Board of Supervisors. The Recommended Proposed Budget, when taken as an integral element of the County's multi-year budgeting approach, will support the County's efforts to proactively respond to the financial crisis we continue to face as a region and as a nation.

During the past three years, the County has aggressively responded to the challenge of providing core services, even in the face of diminishing discretionary revenue sources. General fund discretionary resources are down approximately \$25 million during this period, necessitating that County government take a proactive approach in redefining both the scope and the types of services that it provides.

As an organization, we have worked collaboratively to define program solutions that will work in our rapidly changing environment. Our goal is to remain proactive and to identify a range of options to address the uncertainties we face as a community, and then to implement the option that can generate the most positive outcome based on the many different factors that must be considered.

*Problems cannot be solved at the same level of awareness that created them ~ Albert Einstein*



Stanislaus County's Department Heads are providing strong leadership during these challenging times. As each new challenge is identified, old ideas and expectations must be set aside in favor of new creative solutions. County leadership at all levels is responding to the changing environment by learning from the examples of the past, making difficult decisions in the present, and planning for the future. In this way the County will continue to resolve program and budget challenges in creative and sustainable ways.

As mentioned above, the Recommended Proposed Budget reflects an overall decrease of \$24,480,524 from the 2010-2011 Adopted Final Budget. While the County has seen some recovery in the County's sales tax generation both locally and statewide, property taxes are not following this trend. Included in the Recommended Proposed Budget is a 4.5% property tax reduction. Based on these projections, the 2011-2012 budget represents the fourth consecutive year of declining property tax revenue.

The use of one-time funds required to balance the Recommended Proposed Budget, for all funds, has increased by \$16,594,527 from the 2010-2011 Adopted Final Budget. For the same period, the use of one-time funding required to balance the General Fund has decreased by \$2.45 million, from \$15.64 million to \$13.19 million.

The County again was the beneficiary of an action by the StanCERA Board of Directors allocating non-valuation reserves to offset retirement rate increases. This one-time funding reduced overall County retirement costs by \$12.6 million, of which approximately \$4.5 million directly benefited General Fund departments.

Staffing levels in many County departments have continued to decline during the 2010-2011 Fiscal Year. Current allocated and funded positions in the Recommended Proposed Budget are at 3,576 down from 3,746 positions approved with the 2010-2011 Adopted Final Budget.

With little hope of a timely State Budget, most County departments are in a "wait and see" mode relative to the impact of an adopted State budget on local programming. While the Governor's May Revise outlined a very basic approach to balancing State spending, past experience has shown us that the May Revise is only a starting point for negotiations between the Administration and the Legislative Leadership. Recognizing that the State has serious fiscal issues they must address, California public agencies are bracing for major program funding shifts, the outcome of which could well result in counties assuming more program responsibilities with fewer financial resources. Notwithstanding the State's apparent gridlock, Stanislaus County continues to plan and to act to address those programs over which the County has local control.

*Action is the foundational key to all success ~ Pablo Picasso*

Chairman Monteith underscored, in his State of the County address, the importance of public-private relationships. As the County organization continues to redefine itself, so too must the community change its view of the role and responsibility of government in individual lives. Government can no longer afford to be the sole solution to address the needs of the community and of society in general, but must work collaboratively with individuals and groups to encourage greater self-reliance, community support, and positive partnerships. In this context, and paraphrasing John F. Kennedy, action can no longer be defined as “what the County can do for the individual”, but rather “what the individual can do for the community”.

Several notable factors, both positive and negative, will impact the Proposed Budget and the County’s financial position in the years ahead. Some of these include:

- The Stanislaus County Employees Retirement Association Board (StanCERA), on March 22, 2011, authorized the transfer of \$12.6 million from non-valuation reserves to offset a portion of the County’s retirement costs for the 2011-2012 Budget Year. This transfer allowed the County to retain employees that would otherwise have been lost to more severe budget cuts.
- On December 21, 2010, the Board of Supervisors initiated the modification of retirement benefits, reducing benefit levels for unrepresented employees and ten of the fifteen bargaining units, to the former Tier 2 retirement benefit structure which was in place prior to March 2002, and freezing positions in bargaining units not covered under this action. This process was completed on April 26, 2011, when the Board of Supervisors took final action to move the last of the represented bargaining units into the non-enhanced retirement structure. This change will apply to all employees hired after December 31, 2010 and will result in long-term retirement cost savings to the County.
- The 2011-2012 Budget Year is the final year of the 5% across-the-board salary deduction and furlough program. This program has been an effective budgeting tool, but will expire at the end of the 2011-2012 Budget Year. Labor negotiations for all represented and unrepresented groups will begin during the fiscal year, as labor agreements are set to expire on June 30, 2012.
- The current health insurance memorandum of understanding (MOU) with employee unions expires December 31, 2011. The Chief Executive Office will work with employee organizations to develop and evaluate alternative delivery systems for employee health insurance, including options to self-fund medical coverage. The Proposed Recommended Budget does not

include any planned increases in employer costs for health insurance during Budget Year 2011-2012, and departments will be expected to absorb any premium increases within their budgets.

- Significant exposures exist in the In-Home Supportive Services (IHSS) program, as it has experienced growth in size and cost while available dollars to fund the program are shrinking. Program regulations, which substantially limit the County's ability to control costs, and the expiration on June 30, 2011 of the enhanced Federal Medicaid Assistance Percentage (FMAP) funding, will generate a general fund exposure of approximately \$2.1 million.
- Notable exposures also exist in the Elections program. Funding needs have been identified to address the June 2012 State Primary (\$743,400), and, if California conducts a Bifurcated Presidential Election in February 2012, an additional exposure of \$708,700 exists. Should the Veteran's Memorial District petition qualify for the November 2011 Uniform District Election (UDEL), the County will have a share of cost in the election resulting in a loss of revenue of over \$200,000.
- The Health Services Agency has identified an exposure of \$2.9 million for the Indigent Health Care Program due to increased enrollment in the Medically Indigent Adult (MIA) program and the effect of changes in patient liability and share of cost approved by the Board of Supervisors after a public hearing conducted on April 5, 2011. Health Services Agency Clinics and Ancillary Services fund balances will be utilized to address this projected shortfall prior to the request of any additional General Fund support.
- The county's struggling economy and high unemployment among county residents are driving many to seek support in public economic assistance programs, such as Cash Aid, Medi-Cal, General Assistance and CalFresh (Food Stamps). Additionally, Foster Care costs have increased as the number of children needing placement is growing in the community, generating additional financial exposures.
- While the actual impact of federal budget decisions on local Workforce Investment Act (WIA) funding is not yet quantified, significant reductions are highly likely. The Alliance Worknet (Employment and Training) budget is currently forecasting an overall 35.6% reduction in funding, comprised of an estimated 6.5% decrease in WIA base allocations and the loss of \$5.2 million in American Recovery and Reinvestment Act (ARRA) and special grant revenue. Further funding reductions will, as necessary, be addressed with the Final Budget Addendum in September 2011.

The 2011-2012 budget reductions focus largely on the preservation of core and mandated services, and based on the best information available at this time, the further erosion of traditional County services and additional staffing reductions is anticipated during at least the next two budget cycles.

Currently one out of three people in Stanislaus County receives some form of government assistance. This is a staggering number in a community trying to recover from a deep and prolonged recession. The ongoing impact on families in our community that have come to depend on County services or County employment is significant.

As an organization we have made many changes. We are a much leaner government, and we have worked diligently to clearly define core and mandated program services. Many programs that have traditionally been offered through Stanislaus County government are no longer available, and the future of many that are still available are now dependent on partnerships with individuals and groups throughout the community.

As an organization we still have much work to do. We must continue to redefine local government as an efficient and cost effective tool to deliver services to the community. With a focus on customer service and program delivery, we are creating partnerships, defining responsibilities, and moving forward.

We are making progress in many areas - the creation of a regional fire delivery system, the dedication of a regional animal shelter, the leveraging of an anonymous donation to re-establish a critical service to the community, and the retention of the County's bond rating with sound fiscal planning - and we continue to believe in Stanislaus County as an organization and as a community.

*Without hope men are only half alive.*  
*With hope they dream and think and work ~ Charles Sawyer*

This is my final Proposed Budget message, and I am honored to have served as your Chief Executive Officer during my almost seven years in Stanislaus County. I am proud of what Stanislaus County has done as an organization and as a community during these very challenging years. I want to express my appreciation for the leadership and dedication of our County Department Heads and the excellent and hard working staff in the Chief Executive Office, and to all of the valuable County employees who proudly represent the best in County government and public service. These dedicated individuals are constantly striving to make Stanislaus County government better.

I am grateful for the privilege of working with each of you on the Board of Supervisors and for your willingness and ability to make difficult decisions. I am grateful that you continue to dare to hope, even in the most challenging of times. I sincerely appreciate your tremendous leadership, vision, compassion and

dedication to our great community. And I sincerely appreciate the opportunity I have had to serve the people of Stanislaus County.

Respectfully submitted,

A handwritten signature in black ink, appearing to read "Richard W. Robinson". The signature is fluid and cursive, with a prominent initial "R" and a long, sweeping underline.

Richard W. Robinson  
Chief Executive Officer

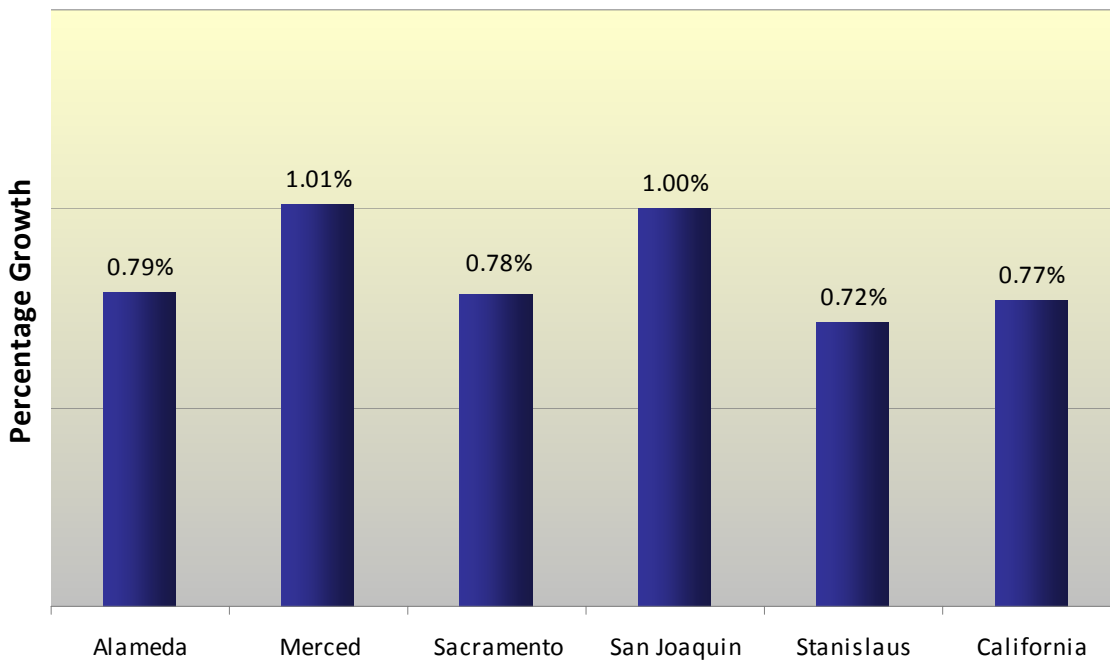
# COMMUNITY PROFILE

Stanislaus County is located in Central California. With over 517,000 people calling this area home, its communities reflect a region rich in diversity and a strong sense of community. Stanislaus County is within 90 minutes of the San Francisco Bay Area, the Silicon Valley, Sacramento, the Sierra Mountains and California's Central Coast. It is also within a five-hour drive to Los Angeles. Two of California's north-south routes intersect the area: Interstate 5 and Highway 99. The mild Mediterranean climate, rich soils, and ample water make this County one of the best agricultural areas in the world, positioning it as a global center for agribusiness. Established in 1854, its total land area is 1,494 square miles. Temperatures range from an average low of 38 degrees Fahrenheit in the winter, to an average high of 85 degrees Fahrenheit during the spring and fall, and to an average high in the 90's during the summer months.

## COUNTY POPULATION

Stanislaus County has experienced 15% growth between 2000 and 2010. While the growth trend has slowed over the past several years during the economic downturn, it is expected the trend will begin to increase as the economy improves. Dealing with growth represents an ongoing challenge for our area. Water, job availability, affordable housing, farmland preservation, air quality, transportation and school capacity are all infrastructure elements tied to growth issues.

## Population Growth 2009 - 2010



## **COUNTY POPULATION BY CITY**

Within Stanislaus County, there are nine incorporated cities: Ceres, Hughson, Modesto, Newman, Oakdale, Patterson, Riverbank, Turlock, and Waterford. Additionally, there are 13 unincorporated communities within the County. Based on State Department of Finance data, from 2009 to 2010, the County's population increased nearly 1%. All cities grew at nearly the same rate.

### **Population by City**

<b>City</b>	<b>Jan. 2006</b>	<b>Jan. 2007</b>	<b>Jan. 2008</b>	<b>Jan. 2009</b>	<b>Jan. 2010</b>
Ceres	40,868	41,787	42,813	42,998	43,219
Hughson	6,112	6,054	6,187	6,193	6,240
Modesto	207,738	208,150	209,936	210,088	211,536
Newman	10,120	10,254	10,586	10,739	10,824
Oakdale	17,824	18,538	19,337	19,608	19,854
Patterson	19,231	20,773	21,229	21,168	21,251
Riverbank	21,176	21,384	21,757	21,805	22,201
Turlock	67,757	68,984	70,158	70,256	71,181
Waterford	8,201	8,547	8,763	8,816	8,860
Unincorporated	114,414	114,467	115,137	114,712	115,418
<b>County Total</b>	<b>513,441</b>	<b>518,938</b>	<b>525,903</b>	<b>526,383</b>	<b>530,584</b>

Source is California Department of Finance

\*\* City numbers have not been adjusted for 2010 US Census.

## **ECONOMY**

Manufacturing continues to be an important employer sector in Stanislaus County. The top ten employers within the manufacturing industry are listed in the following chart.

### **Major Manufacturing Employers - 2010**

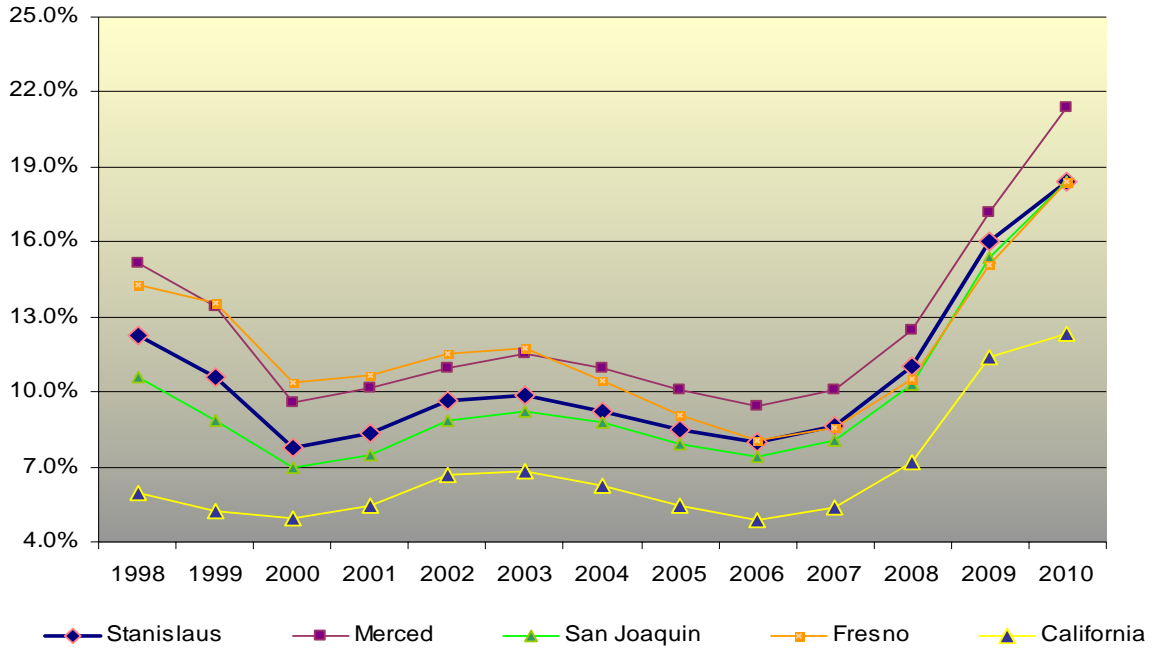
<b>Employer</b>	<b>Description</b>	<b>Employees*</b>
E&J Gallo Winery	Winery	3,181
Seneca Foods	Fruit Products	2,100
Del Monte Foods	Fruit Products	1,700
Foster Farms	Poultry Processor	1,632
Stanislaus Food Products	Fruit & Vegetable Processor	1,500
ConAgra	Food Processing	1,200
Frito-lay	Filtration Products	684
Racor	Snack Food Products	680
Foster Farms Dairy	Frozen Food Products	644
Patterson Vegetable Company	Dairy Products	600

\* Reflects peak seasonal levels where applicable.

## **UNEMPLOYMENT RATE COMPARISON**

The County's unemployment rate rose to 18.4% for March 2010. The County has now endured multiple years of some of the highest unemployment rates in the nation, with parts of Stanislaus experiencing greater than 40% unemployment rates. High unemployment rates place a greater strain on local resources, even as government budgets are reduced.

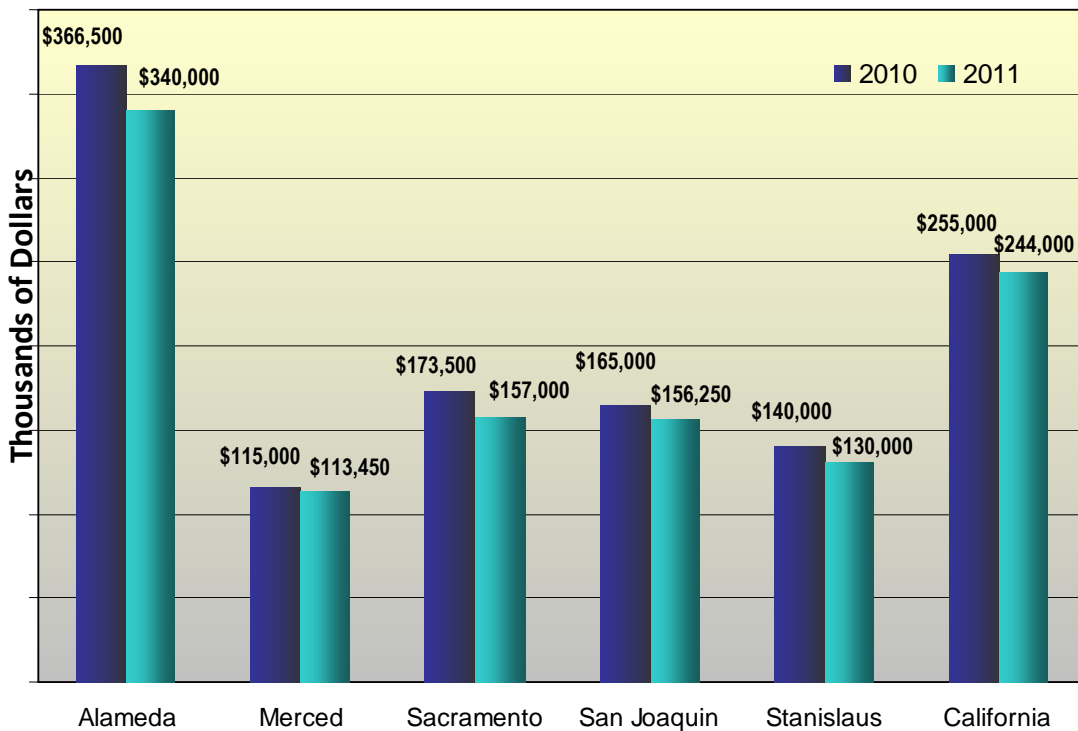
## Unemployment Rate Comparison



### HOUSING

Home values continued to decline during 2010 as the median home price for Stanislaus County reached \$130,000, down from \$140,000 in 2009. The sharp decline in home values has significantly impacted property taxes, a key component of County discretionary income.

## Median Home Prices by County

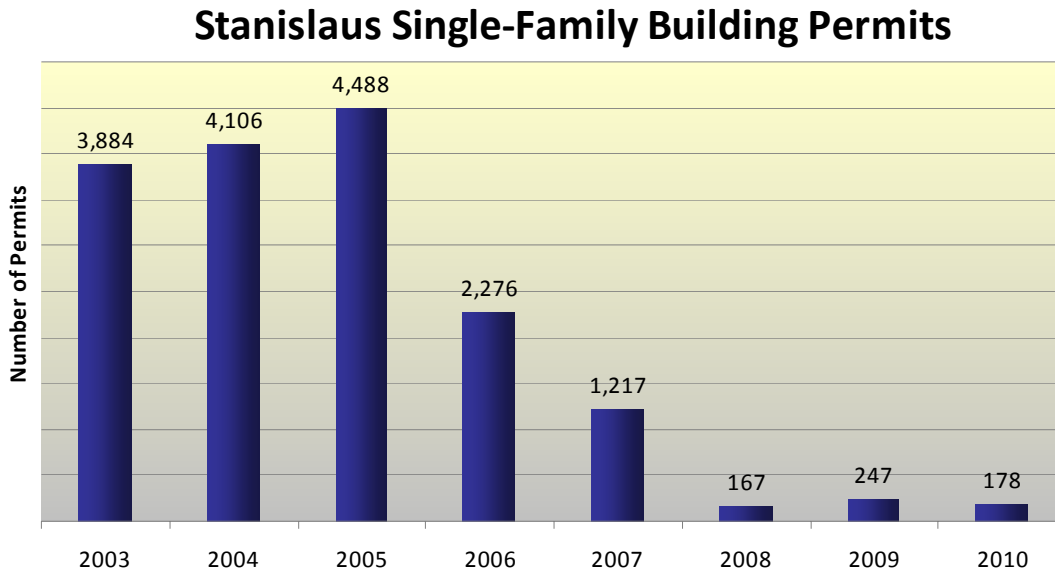


Source: DQNews



## **SINGLE-FAMILY BUILDING PERMITS**

One of the strongest indicators of the construction slowdown is building permit activity. After reaching a high in 2005, the number of single-family building permits dropped from 4,488 in 2005 to only 178 in 2010 for a decline of 96%. Although it is generally agreed that the new home construction industry has bottomed, experts disagree as to the timing of a rebound.

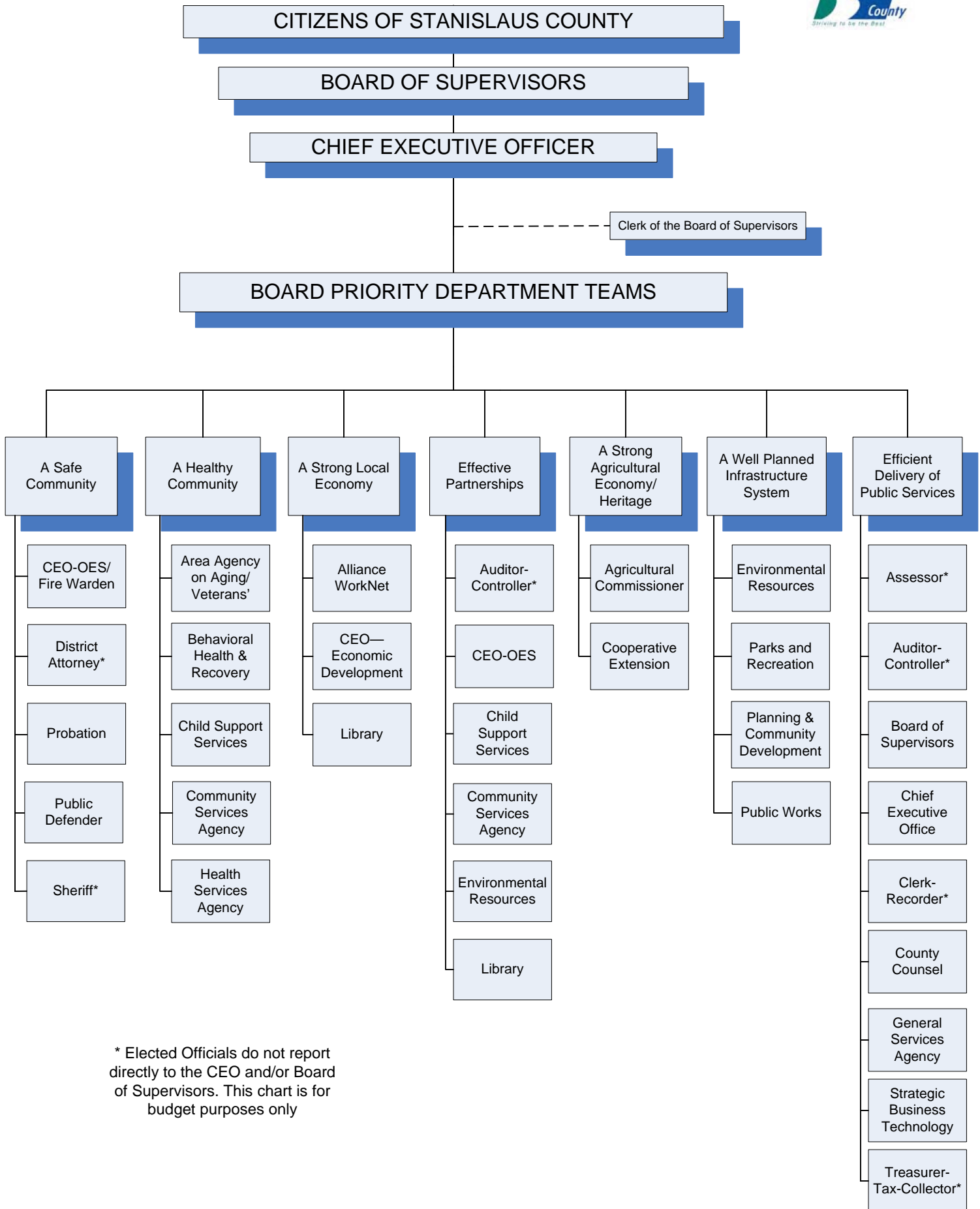


---

### **Sources:**

Alliance Business Research Center at: [www.stanalliance.com](http://www.stanalliance.com)  
California Department of Finance Forecast  
California Employment Development Department  
DQ News

# STANISLAUS COUNTY



\* Elected Officials do not report directly to the CEO and/or Board of Supervisors. This chart is for budget purposes only

## SUMMARY OF BOARD PRIORITIES AND GOALS

BOARD PRIORITY	GOALS
<b>A safe community</b>	<ol style="list-style-type: none"> <li>1. Demonstrate responsiveness to reported trends in criminal activity</li> <li>2. Improve the effectiveness and efficiency of the criminal justice system</li> <li>3. Ensure local and regional disaster preparedness</li> <li>4. Reduce pet overpopulation</li> <li>5. Promote public awareness</li> </ol>
<b>A healthy community</b>	<ol style="list-style-type: none"> <li>1. Promote and provide access to services that support continued health, self-sufficiency, accountability, protection and independence based upon available funding and current regulations.</li> </ol>
<b>A strong local economy</b>	<ol style="list-style-type: none"> <li>1. Facilitate job creation</li> <li>2. Promote an attractive regional environment</li> <li>3. Promote adequate/affordable housing</li> </ol>
<b>Effective partnerships</b>	<ol style="list-style-type: none"> <li>1. Explore, identify and evaluate opportunities for effective partnerships</li> <li>2. Recognize and promote the value of partnerships to the community</li> </ol>
<b>A strong agricultural economy/heritage</b>	<ol style="list-style-type: none"> <li>1. Support and promote agricultural products, education, technology and innovation</li> <li>2. Protect agriculture resources</li> <li>3. Manage threats to agriculture</li> </ol>
<b>A well-planned infrastructure system</b>	<ol style="list-style-type: none"> <li>1. Ensure reliable water sources—quality and quantity</li> <li>2. Improve transportation circulation</li> <li>3. Promote effective solid waste disposal</li> <li>4. Develop a comprehensive flood control strategy</li> </ol>
<b>Efficient delivery of public services</b>	<ol style="list-style-type: none"> <li>1. Improve customer satisfaction</li> <li>2. Increase e-government services and transactions</li> <li>3. Improve the efficiency of County government processes</li> <li>4. Improve energy efficiency</li> </ol>

# STANISLAUS COUNTY CONSOLIDATED FINANCIAL OVERVIEW BY PRIORITY 2011-2012 RECOMMENDED PROPOSED BUDGET

Revenue Categories	A Safe Community	A Healthy Community	A Strong Local Economy	A Strong Agricultural Economy/Heritage	A Well Planned Infrastructure System	Efficient Delivery of Public Services	2011-2012 Recommended Proposed Budget Total
Charges for Service	\$20,153,054	\$71,441,989	\$5,393,188	\$682,961	\$31,686,235	\$84,487,175	\$213,844,602
Fines, Forfeitures, Penalties	\$5,777,067	\$1,491,247	\$0	\$0	\$15,000	\$6,265,000	\$13,548,314
Intergovernmental Revenue	\$9,961,954	\$321,806,448	\$10,409,441	\$2,039,642	\$42,252,015	\$49,509,898	\$435,979,398
Licenses, Permits, Franchises	\$70,000	\$85,653	\$0	\$401,700	\$1,370,450	\$1,133,000	\$3,060,803
Miscellaneous Revenue	\$1,529,963	(\$5,544,649)	\$67,000	\$8,080	\$732,058	\$2,611,678	(\$595,870)
Other Financing Sources	\$1,511,425	\$35,893,235	\$0	\$0	\$9,556,304	\$4,982,816	\$51,943,780
Revenue from Use of Assets	\$240,500	\$700,268	\$494,210	\$5,000	\$1,465,904	\$3,114,106	\$6,019,988
Taxes	\$1,075,775	\$0	\$6,500,000	\$0	\$8,040,580	\$98,041,000	\$113,657,355
<b>Total Revenue</b>	<b>\$ 40,319,738</b>	<b>\$425,874,191</b>	<b>\$ 22,863,839</b>	<b>\$ 3,137,383</b>	<b>\$ 95,118,546</b>	<b>\$250,144,673</b>	<b>\$837,458,370</b>

## Appropriation Categories

Salaries and Benefits	\$95,124,927	\$159,027,814	\$15,833,025	\$3,234,828	\$22,345,549	\$29,441,960	\$ 325,008,103
Services and Supplies	\$22,725,073	\$83,858,238	\$6,259,080	\$451,601	\$76,629,697	\$75,331,848	265,255,537
Other Charges	\$18,738,101	\$193,500,743	\$1,091,734	\$342,440	\$18,480,317	\$6,381,662	238,534,997
Fixed Assets	\$923,405	\$421,936	\$200,000	\$109,000	\$2,292,000	\$283,600	4,229,941
Other Financing Uses	\$540,328	\$602,228	\$0	\$0	\$2,565,596	\$49,330,957	53,039,109
Intrafund	\$2,151,146	\$5,341	\$0	\$255,969	\$563,200	(\$3,023,632)	(47,976)
Contingencies	\$0	\$900,000	\$0	\$0	\$0	\$7,352,257	8,252,257
<b>Total Expenditures</b>	<b>\$140,202,980</b>	<b>\$ 438,316,300</b>	<b>\$ 23,383,839</b>	<b>\$ 4,393,838</b>	<b>\$ 122,876,359</b>	<b>\$ 165,098,652</b>	<b>\$ 894,271,968</b>
<b>Net Increase (Decrease) in Fund Balance/Retained Earnings</b>	<b>\$ (99,883,242)</b>	<b>\$ (12,442,109)</b>	<b>\$ (520,000)</b>	<b>\$ (1,256,455)</b>	<b>\$ (27,757,813)</b>	<b>\$ 85,046,021</b>	<b>\$ (56,813,598)</b>

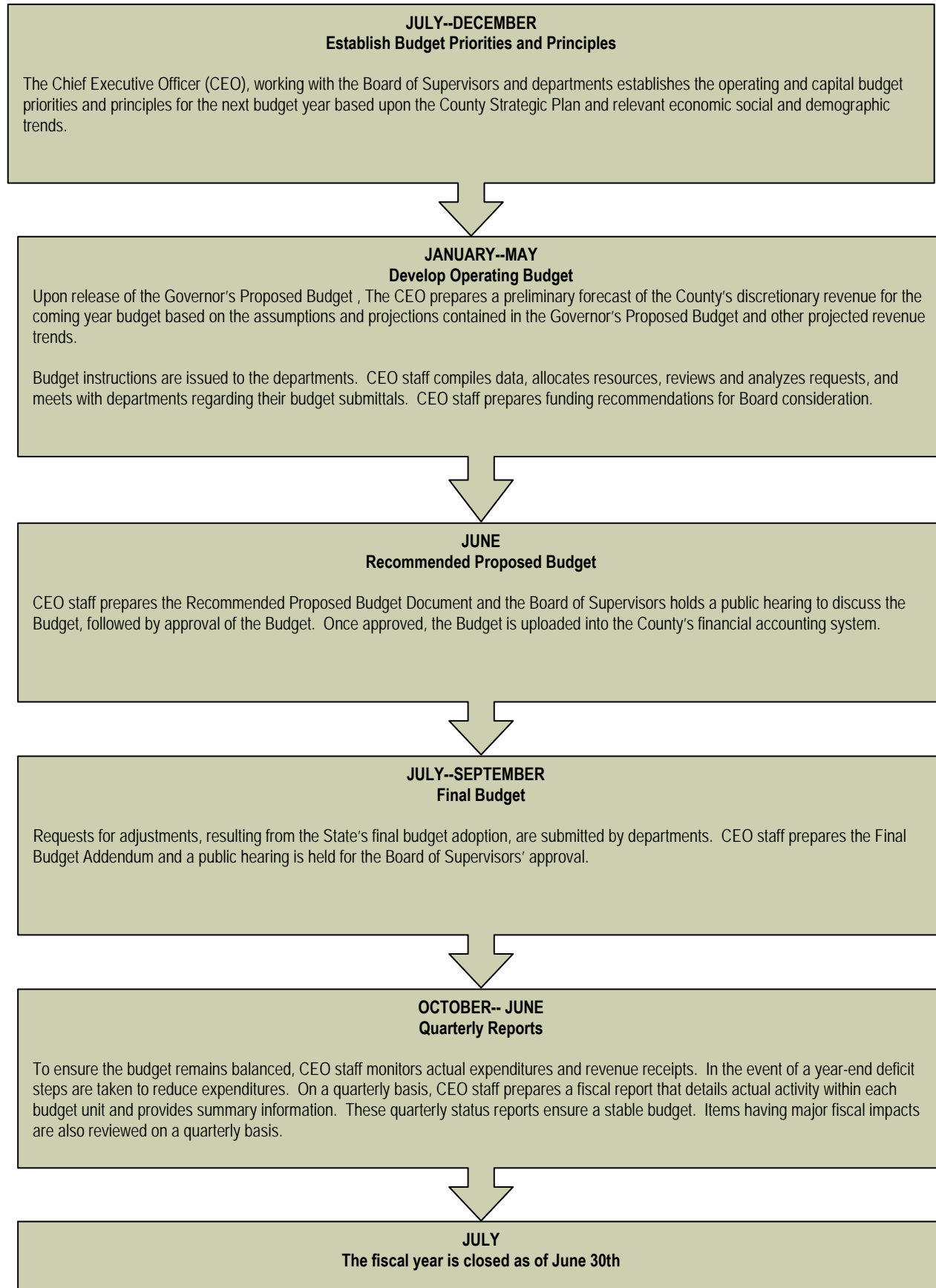
# STANISLAUS COUNTY APPROPRIATIONS FINANCIAL OVERVIEW 2011-2012 RECOMMENDED PROPOSED BUDGET

Department	General Fund	Special Revenue Funds	Capital Projects Funds	Enterprise Funds	Interal Services Funds	Recommended 2011-2012 Proposed Budget Total
Area Agency on Aging/Veterans' Services	\$ 328,555	\$ 3,440,397				\$ 3,768,952
Agricultural Commissioner	4,015,953					4,015,953
Alliance WorkNet		15,381,847				15,381,847
Assessor	5,525,227					5,525,227
Auditor-Controller	3,376,660					3,376,660
Behavioral Health and Recovery Services		68,176,486				68,176,486
Board of Supervisors	957,523					957,523
Chief Executive Office	6,593,236					6,593,236
Chief Executive Office- Capital Projects			965,090			965,090
Chief Executive Office-County Operations	74,405,725	2,168,689				76,574,414
Chief Executive Office-Office of Emergency Services/Fire Warden	1,541,030					1,541,030
Chief Executive Office- Risk Management Self-Insurance Funds					60,848,236	60,848,236
Child Support Services		15,679,000				15,679,000
Children and Families Commission		9,352,751				9,352,751
Clerk-Recorder	3,646,867	4,179,978				7,826,845
Community Services Agency		253,302,517				253,302,517
Cooperative Extension	357,712	20,173				377,885
County Counsel	1,937,419					1,937,419
District Attorney	12,154,889	1,634,568				13,789,457
Environmental Resources		10,384,420		21,342,409		31,726,829
General Services Agency	1,106,688	18,340			9,381,699	10,506,727
Grand Jury	106,511					106,511
Health Services Agency		42,014,011		46,022,583		88,036,594
Integrated County Justice Information System (ICJIS)					758,160	758,160
Library		8,001,992				8,001,992
Parks and Recreation	4,155,072	168,000				4,323,072
Planning & Community Development	1,708,880	11,976,396	17,848,533			31,533,809
Probation	20,074,530	1,632,667				21,707,197
Public Defender	8,542,986					8,542,986
Public Works		46,055,746		5,644,295	3,592,608	55,292,649
Sheriff	73,307,809	1,733,493		1,200,492		76,241,794
Strategic Business Technology					4,642,721	4,642,721
Treasurer Tax-Collector	2,860,399					2,860,399
<b>Totals by Fund</b>	<b>\$ 226,703,671</b>	<b>\$ 495,321,471</b>	<b>\$ 18,813,623</b>	<b>\$ 74,209,779</b>	<b>\$ 79,223,424</b>	<b>\$ 894,271,968</b>



# **Financial Policies and Schedules**

# COUNTY BUDGET PROCESS



## **BUDGET AMENDMENT PROCESS**

Government Code Sections 29125 through 29130 authorizes amendments to the adopted budget through the budget revision process. Revisions enable departments to move or adjust budgeted appropriations or adjust estimated revenues.

The County's Board of Supervisors also dictates policies regarding budget revisions. Budget revisions requiring Board of Supervisors approval may be approved throughout the year in accordance with the following procedures:

- ◆ By 4/5 vote – all transfers from the budget unit “Appropriations for Contingencies” General Fund (0100), Org #0016071;
- ◆ By 4/5 vote – all appropriation of unbudgeted revenues from any source and use of fund balance/retained earnings; and
- ◆ The Board must approve the addition or deletion of any appropriation for Fixed Assets if over \$10,000.

Revisions that may be approved by the Chief Executive Office are appropriations and estimated revenue transfers within or between categories within a budget unit, excluding “Fixed Assets” over \$10,000.

## **FUND BALANCE POLICY**

### **Fund Balances**

- ◆ To maintain the County's credit rating and meet seasonal cash flow shortfalls, economic downturns or a local disaster, the budget shall provide for an anticipated fund balance or savings for general government and enterprise fund types;
- ◆ Fund Balance will be maintained to provide the County with sufficient working capital and a comfortable margin of safety to address emergencies and unexpected declines in revenue without borrowing;
- ◆ The upper goal for the unassigned General Fund balance is 15%, but not less than 5%, of the average final budgeted general fund appropriations for the preceding three fiscal years;
- ◆ Funds in excess of the upper goal may be considered to supplement “pay as you go” capital outlay expenditures or prepay existing debt; and
- ◆ The Board of Supervisors has been consistent in maintaining an assignment for debt services that is equal to one year of debt service payments. This has assisted in maintaining the County's credit rating.



# STANISLAUS COUNTY CONSOLIDATED FINANCIAL OVERVIEW

## 2011-2012 RECOMMENDED PROPOSED BUDGET

Revenue Categories	General Fund	Special Revenue Funds	Capital Projects Funds	Enterprise Funds	Internal Services Funds	2011-2012 Recommended Proposed Budget Total
Charges for Service	\$34,782,196	\$52,704,196	\$0	\$51,533,729	\$74,824,481	\$ 213,844,602
Fines, Forfeitures, Penalties	\$10,383,000	\$1,590,314	\$1,575,000	\$0	\$0	13,548,314
Intergovernmental Revenue	\$58,317,438	\$376,825,692	\$45,000	\$604,817	\$186,451	435,979,398
Licenses, Permits, Franchises	\$1,704,700	\$1,356,103	\$0	\$0	\$0	3,060,803
Miscellaneous Revenue	\$1,721,451	(\$5,480,123)	\$50,000	\$1,854,574	\$1,258,228	(595,870)
Other Financing Sources	\$5,629,282	\$37,197,531	\$2,088,906	\$7,489,871	\$30,000	52,435,590
Revenue from Use of Assets	\$2,928,894	\$856,368	\$500,000	\$893,844	\$349,072	5,528,178
Taxes	\$98,041,000	\$8,075,775	\$4,050,000	\$3,490,580	\$0	113,657,355
<b>Total Revenue</b>	<b>\$ 213,507,961</b>	<b>\$ 473,125,856</b>	<b>\$ 8,308,906</b>	<b>\$ 65,867,415</b>	<b>\$ 76,648,232</b>	<b>\$ 837,458,370</b>
<b>Appropriation Categories</b>						
Salaries and Benefits	\$120,015,448	\$176,675,762	\$0	\$20,926,687	\$7,390,206	\$ 325,008,103
Services and Supplies	\$24,875,927	\$119,731,952	\$14,470,528	\$36,562,153	\$69,614,977	265,255,537
Other Charges	\$22,078,474	\$196,619,638	\$1,753,861	\$14,425,603	\$3,657,421	238,534,997
Fixed Assets	\$998,905	\$725,200	\$0	\$1,845,336	\$660,500	4,229,941
Other Financing Uses	\$48,830,957	\$668,918	\$2,589,234	\$450,000	\$500,000	53,039,109
Intrafund	\$2,551,703	\$1	\$0	\$0	(\$2,599,680)	(47,976)
Contingencies	\$7,352,257	\$900,000	\$0	\$0	\$0	8,252,257
<b>Total Expenditures</b>	<b>\$ 226,703,671</b>	<b>\$ 495,321,471</b>	<b>\$ 18,813,623</b>	<b>\$ 74,209,779</b>	<b>\$ 79,223,424</b>	<b>\$ 894,271,968</b>
<b>Net Increase (Decrease) in Fund Balance/Retained Earnings</b>	<b>\$ (13,195,710)</b>	<b>\$ (22,195,615)</b>	<b>\$ (10,504,717)</b>	<b>\$ (8,342,364)</b>	<b>\$ (2,575,192)</b>	<b>\$ (56,813,598)</b>

# STANISLAUS COUNTY NET COUNTY COST SCHEDULE 2011-2012 RECOMMENDED PROPOSED BUDGET

Fund Type	Recommended Proposed Budget Expenditures	Recommended Proposed Budget Revenue	Recommended Proposed Budget Fund Balance/ Retained Earnings	Recommended Proposed Budget Net County Cost
AAA - Veterans Services	\$ 328,555	\$ 85,500	\$ -	\$ 243,055
Agricultural Commissioner	4,015,953	3,129,303	-	886,650
Assessor	5,525,227	1,674,500	-	3,850,727
Auditor-Controller	3,376,660	2,304,774	-	1,071,886
Board of Supervisors	957,523	78,670	-	878,853
Board of Supervisors - Community Support	-	-	-	-
Chief Executive Office - Airport	-	-	-	-
Chief Executive Office - Appropriations for Contingencies	4,420,864	-	-	4,420,864
Chief Executive Office - C.I.F.A.	140,633	-	-	140,633
Chief Executive Office - County Court Funding	6,779,500	4,704,500	-	2,075,000
Chief Executive Office - County Facilities	374,122	4,000	-	370,122
Chief Executive Office - Crows Landing Air Facility	90,968	90,968	-	-
Chief Executive Office - Debt Service	10,831,158	5,644,143	-	5,187,015
Chief Executive Office - Economic Development Bank	-	-	-	-
Chief Executive Office - General Fund Contribution to Other Programs	6,836,353	-	-	6,836,353
Chief Executive Office - General Fund Match - VLF	17,100,569	17,100,569	-	-
Chief Executive Office - Jail Medical	7,602,566	-	-	7,602,566
Chief Executive Office - Mandated County Match	19,338,437	-	-	19,338,437
Chief Executive Office - OES/Fire Warden	1,541,030	400,244	-	1,140,786
Chief Executive Office - Operations and Services	5,142,190	1,784,932	-	3,357,258
Chief Executive Office - Plant Acquisition	890,555	-	-	890,555
Chief Executive Office - Risk Management Division	1,451,046	1,186,989	-	264,057
Clerk of the Board	-	-	-	-
Clerk-Recorder	1,800,000	1,800,000	-	-
Clerk-Recorder - Elections	1,846,867	451,029	-	1,395,838
Cooperative Extension	357,712	8,080	-	349,632
County Counsel	1,937,419	1,035,460	-	901,959
District Attorney - Criminal Division	12,154,889	667,063	-	11,487,826
General Services Agency - Administration	577,836	214,976	-	362,860
General Services Agency - Purchasing Division	528,852	394,243	-	134,609
Grand Jury	106,511	-	-	106,511
Parks and Recreation	3,993,646	2,541,392	-	1,452,254
Parks and Recreation - 20-year Master Plan	40,000	40,000	-	-
Parks and Recreation - TRRP	121,426	-	-	121,426
Planning & Community Development	1,708,880	842,435	-	866,445
Probation - Administration	1,840,453	104,330	-	1,736,123
Probation - Field Services	10,471,458	4,285,201	-	6,186,257
Probation - Institutional Services	7,762,619	656,229	-	7,106,390
Public Defender	5,471,846	687,694	-	4,784,152
Public Defender - Indigent Defense	3,071,140	-	-	3,071,140
Sheriff - Administration	3,547,049	106,865	-	3,440,184
Sheriff - Contract Cities	9,837,739	9,565,964	-	271,775
Sheriff - Court Security	4,079,252	3,929,482	-	149,770
Sheriff - Detention	31,610,003	2,519,443	-	29,090,560
Sheriff - Operations	24,233,766	3,367,328	-	20,866,438
Sheriff - Ray Simon Training Center	-	-	-	-
Treasurer - Admin/Taxes	1,406,244	618,500	-	787,744

# STANISLAUS COUNTY NET COUNTY COST SCHEDULE 2011-2012 RECOMMENDED PROPOSED BUDGET

Fund Type	Recommended	Recommended	Recommended	Recommended
	Proposed Budget Expenditures	Proposed Budget Revenue	Balance/Retained Earnings	Proposed Budget Net County Cost
Treasurer - Revenue Recovery	878,535	878,535	-	-
Treasurer - Treasury	575,620	575,620	-	-
<b>Total General Fund</b>	<b>\$ 226,703,671</b>	<b>\$ 73,478,961</b>	<b>\$ -</b>	<b>\$ 153,224,710</b>

Discretionary Revenue/Fund Balance

Chief Executive Office - Discretionary Revenue	-	140,029,000	-	(140,029,000)
Committed Fund Balance			4,525,395	(4,525,395)
Assigned Fund Balance			3,474,605	(3,474,605)
Unassigned Fund Balance			5,195,710	(5,195,710)
<b>Adjusted General Fund</b>	<b>\$ 226,703,671</b>	<b>\$ 213,507,961</b>	<b>\$ 13,195,710</b>	<b>\$ -</b>

Special Revenue Fund

Alliance Worknet	\$ 10,401,441	\$ 10,401,441	\$ -	\$ -
Alliance Worknet - StanWORKs	4,980,406	4,980,406	-	-
Area Agency on Aging	3,440,397	3,147,475	-	292,922
BHRS - Alcohol and Drug	3,099,566	3,016,325	26,235	57,006
BHRS - Managed Care	5,242,474	5,443,966	(201,492)	-
BHRS - Mental Health Services Act	20,573,497	20,148,415	425,082	-
BHRS - Public Guardian	1,013,755	205,822	231,356	576,577
BHRS - Stanislaus Recovery Center	1,733,917	1,733,917	-	-
BHRS - Substance Abuse & Crime Prevention Act	-	-	-	-
Behavioral Health and Recovery Services	36,513,277	35,734,550	(46,632)	825,359
CSA - County Children's Fund	293,628	166,075	127,553	-
CSA - Foster Care Incentive/Out of Home Placement	-	-	-	-
CSA - General Assistance	1,119,592	368,388	-	751,204
CSA - IHSS Provider Wages	39,424,536	37,470,274	-	1,954,262
CSA - IHSS Public Authority - Administration	413,889	413,889	-	-
CSA - IHSS Public Authority - Benefits	2,360,119	2,269,882	-	90,237
CSA - Integrated Children's Services	144,540	144,540	-	-
CSA - Public Economic Assistance	98,225,959	95,847,808	-	2,378,151
CSA - Seriously Emotionally Disturbed Children	-	-	-	-
CSA - Services and Support	111,320,254	107,915,965	-	3,404,289
Chief Executive Office - County Fire Service Fund	2,029,079	1,256,775	150,000	622,304
Chief Executive Office - DOJ Drug & Alcohol	139,610	84,067	-	55,543
Child Support Services	15,679,000	15,679,000	-	-
Children and Families First Commission	9,352,751	(2,512,848)	11,865,599	-
Clerk-Recorder - Vital & Health Statistics	140,000	38,000	102,000	-
Clerk-Recorder Modernization	4,039,978	802,500	3,237,478	-
Cooperative Extension - Farm & Home Advisors Res	20,173	-	20,173	-
District Attorney - Arson Task Force	1,414	-	1,414	-
District Attorney - Auto Insurance Fraud Prosecution	212,310	212,310	-	-
District Attorney - Consumer Fraud	380,000	-	380,000	-
District Attorney - Criminal Division Asset Forfeiture	35,674	-	35,674	-
District Attorney - Elder Abuse Advocacy & Outreach	-	-	-	-
District Attorney - Family Justice Center	-	-	-	-
District Attorney - Federal Asset Forfeiture	4,396	-	4,396	-
District Attorney - Real Estate Fraud	383,115	230,000	-	153,115
District Attorney - Rural Crimes Prevention	-	-	-	-

# STANISLAUS COUNTY NET COUNTY COST SCHEDULE 2011-2012 RECOMMENDED PROPOSED BUDGET

Fund Type	Recommended	Recommended	Recommended	Recommended
	Proposed Budget Expenditures	Proposed Budget Revenue	Budget Fund Balance/Retained Earnings	
District Attorney - Spousal Abuser Prosecution	-	-	-	-
District Attorney - Unserved/Underserved Victim Advocacy and Outreach Program	106,821	106,821	-	-
District Attorney - Vertical Prosecution Block Grant	103,807	-	-	103,807
District Attorney - Victim Compensation & Government Claims	63,853	63,853	-	-
District Attorney - Victim Services Program	343,178	339,850	-	3,328
Environmental Resources	7,563,222	7,030,113	116,851	416,258
Environmental Resources - AB 939	900,000	900,000	-	-
Environmental Resources - Abandoned Vehicles	80,000	80,000	-	-
Environmental Resources - Beverage Container Rec	29,802	29,802	-	-
Environmental Resources - Disclosure Program	326,000	318,369	7,631	-
Environmental Resources - E-Waste Collection Facility	54,990	54,990	-	-
Environmental Resources - Food Processing	-	-	-	-
Environmental Resources - Household Hazardous Waste	766,000	766,000	-	-
Environmental Resources - Trust Fund	52,623	-	52,623	-
Environmental Resources - Underground Storage Tank	279,649	258,970	20,679	-
Environmental Resources - Used Oil Recycling	146,839	146,839	-	-
Environmental Resources - Vehicle Registration Fee	75,000	5,000	70,000	-
Environmental Resources - Waste Tire Enforcement Grant	110,295	110,295	-	-
General Services Agency - 12th Street - Office Building	18,340	8,978	-	9,362
General Services Agency - 12th Street - Parking Garage	-	-	-	-
H.S.A. - I.H.C.P. (CHIP)	-	-	-	-
Health Services Agency - Administration	7,289,500	7,289,500	-	-
Health Services Agency - EMS Discretionary Fund	205,000	205,000	-	-
Health Services Agency - Health Coverage & Quality Svcs	-	-	-	-
Health Services Agency - IHCP EMS Hospital	380,000	380,000	-	-
Health Services Agency - IHCP EMS Physicians	830,000	830,000	-	-
Health Services Agency - Indigent Health Care	12,485,385	10,633,298	-	1,852,087
Health Services Agency - Local PH Preparedness Fund	-	-	-	-
Health Services Agency - PH Vital and Health Statistics	7,000	40,000	(33,000)	-
Health Services Agency - Public Health	20,817,126	20,207,284	(194,633)	804,475
Library	8,001,992	6,990,182	520,000	491,810
Library Literacy Program	-	-	-	-
Parks and Recreation - Fish and Wildlife	50,000	-	50,000	-
Parks and Recreation - Modesto Reservoir Patrol	75,000	23,000	52,000	-
Parks and Recreation - Off-Highway Vehicle Fund	-	-	-	-
Parks and Recreation - Regional Water Safety Training Center	43,000	-	43,000	-
Planning - Building Permits	2,047,753	1,731,863	315,890	-
Planning - Dangerous Bldg Abatement	35,700	10,000	25,700	-
Planning - General Plan Maintenance	91,030	121,200	(30,170)	-
Planning - Salida Planning Efforts	-	-	-	-
Planning - Special Revenue Grants	9,801,913	10,592,220	(790,307)	-
Probation - Corrections Performance Incentive Fund	603,986	603,986	-	-
Probation - Juvenile Accountability Block Grant	-	-	-	-
Probation - Juvenile Justice Crime Prevention Act	393,911	-	393,911	-
Probation - Ward Welfare Fund	40,000	40,000	-	-
Probation - Youthful Offender Block Grant	594,770	594,770	-	-
Public Works - Administration	1,516,526	1,516,526	-	-

# STANISLAUS COUNTY NET COUNTY COST SCHEDULE 2011-2012 RECOMMENDED PROPOSED BUDGET

Fund Type	Recommended	Recommended	Recommended	Recommended
	Proposed Budget Expenditures	Proposed Budget Revenue	Balance/Retained Earnings	
Public Works - Engineering	3,833,369	3,833,369	-	-
Public Works - Hammett / Kiernan PSR	-	-	-	-
Public Works - Road and Bridge	40,705,851	35,514,484	5,191,367	-
Sheriff - CAL ID Program	415,000	415,000	-	-
Sheriff - CAL-MMET	-	-	-	-
Sheriff - Civil Process Fee	87,780	235,000	(147,220)	-
Sheriff - Dedicated Funds	147,580	-	147,580	-
Sheriff - Driver Training Program	242,260	242,260	-	-
Sheriff - Justice Assistance Grant	400,996	400,996	-	-
Sheriff - Vehicle Theft Unit	439,877	415,000	24,877	-
<b>Total Special Revenue Funds</b>	<b>\$ 495,321,471</b>	<b>\$ 458,283,760</b>	<b>\$ 22,195,615</b>	<b>\$ 14,842,096</b>
<u>Capital Projects Funds</u>				
Chief Executive Office - Courthouse Construction Fund	\$ 329,542	\$ 750,000	\$ (420,458)	\$ -
Chief Executive Office - Criminal Justice Facilities Fund	635,548	925,000	(289,452)	-
Planning - RDA Housing Set Aside	7,065,256	2,238,906	4,826,350	-
Planning - Redevelopment Agency	10,783,277	4,395,000	6,388,277	-
<b>Total Capital Projects Funds</b>	<b>\$ 18,813,623</b>	<b>\$ 8,308,906</b>	<b>\$ 10,504,717</b>	<b>\$ -</b>
<u>Enterprise Funds</u>				
BHRS - Stanislaus Behavioral Health Center	\$ -	\$ -	\$ -	\$ -
Environmental Resources - Fink Road Landfill	7,036,659	5,693,000	1,343,659	-
Environmental Resources - Geer Road Landfill	1,258,612	1,258,612	-	-
Environmental Resources - Waste-to-Energy	13,047,138	7,319,344	5,727,794	-
Health Services Agency - Clinic and Ancillary Svcs	46,022,583	42,310,200	(1,014)	3,713,397
Public Works - Local Transit System	5,644,295	4,402,362	1,241,933	-
Sheriff - Jail Commissary / Inmate Welfare	1,200,492	1,170,500	29,992	-
<b>Total Enterprise Funds</b>	<b>\$ 74,209,779</b>	<b>\$ 62,154,018</b>	<b>\$ 8,342,364</b>	<b>\$ 3,713,397</b>
<u>Internal Service Funds</u>				
Chief Executive Office - Dental Self Insurance	\$ 4,565,036	\$ 4,565,036	\$ -	\$ -
Chief Executive Office - General Liability	4,665,706	4,665,706	-	-
Chief Executive Office - Professional Liability	1,816,000	1,316,000	500,000	-
Chief Executive Office - Purchased Insurance	42,163,722	42,163,722	-	-
Chief Executive Office - Unemployment Insurance	1,394,950	1,394,950	-	-
Chief Executive Office - Vision Care Insurance	972,822	972,822	-	-
Chief Executive Office - Workers' Compensation	5,270,000	5,270,000	-	-
General Services Agency - Central Services Division	669,565	669,565	-	-
General Services Agency - Facilities Maintenance Division	5,138,511	4,753,965	384,546	-
General Services Agency - Fleet Services Division	2,181,453	2,181,453	-	-
General Services Agency - Utilities	1,392,170	1,392,170	-	-
ICJIS	758,160	301,110	457,050	-
Public Works - Morgan Shop	3,592,608	2,928,197	664,411	-
S.B.T. - Telecommunications	848,332	736,808	111,524	-
Strategic Business Technology	3,794,389	3,336,728	457,661	-
<b>Total Internal Service Funds</b>	<b>\$ 79,223,424</b>	<b>\$ 76,648,232</b>	<b>\$ 2,575,192</b>	<b>\$ -</b>
<b>Total All Funds</b>	<b>\$ 894,271,968</b>	<b>\$ 818,902,877</b>	<b>\$ 56,813,598</b>	<b>\$ 18,555,493</b>

# STANISLAUS COUNTY NET COUNTY COST SCHEDULE 2011-2012 RECOMMENDED PROPOSED BUDGET

Fund Type	Recommended Proposed Budget Expenditures	Recommended Proposed Budget Revenue	Recommended Proposed Budget Fund Balance/ Retained Earnings	Recommended Proposed Budget Net County Cost
<u>OTHER COUNTY MATCH CONTRIBUTIONS/CONTINGENCIES</u>				
County Match Contingency	\$ -	\$ -	\$ -	\$ 2,931,393
HSA Deficit Repayment	-	-	-	1,913,182
Law Library	-	-	-	44,900
North McHenry Sales Tax	-	-	-	1,163,816
Local Area Formation Commission	-	-	-	182,271
Stanislaus Animal Services Agency	-	-	-	1,374,445
Stanislaus Council of Governments	-	-	-	4,607
Total Other County Match Contributions	\$ -	\$ -	\$ -	\$ 7,614,614
TOTAL COUNTY APPROPRIATIONS	\$ 894,271,968	\$ 818,902,877	\$ 56,813,598	\$ 26,170,107

# STANISLAUS COUNTY DISCRETIONARY REVENUE 2011-2012 RECOMMENDED PROPOSED BUDGET

ACCOUNT DESCRIPTION	Actuals As of 6/30/2010	Final Adopted Budget Fiscal Year 2010-2011	Year -End Estimates Fiscal Year 2010-2011	Recommended Proposed Budget Budget Year 2011-2012
<b>TAXES</b>				
10000 Property taxes-current secured	\$ 35,194,433	\$ 33,849,000.00	\$ 33,849,000	\$ 32,326,000
10005 Property Taxes-Unitary	969,906	928,000	928,000	886,000
10007 Property Taxes-SRAF Loan	(7,866,152)	-	-	-
10210 RDA Pass Through Increment	2,723,053	2,614,000	2,614,000	2,496,000
10400 Property taxes-current unsecured	1,813,493	1,852,000	1,873,703	1,874,000
11000 Property taxes-prior unsecured	82,420	53,000	60,000	53,000
11400- Property taxes-supplemental	144,377	100,000	100,000	100,000
11800 Sales and use taxes	10,020,806	11,000,000	11,325,000	11,552,000
12630 Other taxes-occupancy tax	680,780	786,000	622,000	622,000
12640 Other taxes-race horse	11	-	-	-
12650 Other taxes-property transfer	1,271,225	1,242,000	1,198,000	1,198,000
12680 Other taxes-aircraft tax	60,781	95,000	89,000	289,000
12700 In Lieu of Sales and Use Tax revenue	3,762,405	3,762,000	3,032,271	3,171,000
12710 Property Tax In-Lieu of Vehicle License Fee	47,512,155	45,292,000	45,292,000	43,254,000
12750 FHA in lieu tax apportionment	20,017	20,000	20,000	20,000
12800 Tax dedeed land sale appro.	795	-	60	-
<b>Total</b>	<b>\$ 96,390,505</b>	<b>\$ 101,593,000</b>	<b>\$ 101,003,034</b>	<b>\$ 97,841,000</b>
<b>LICENSES, PERMITS AND FRANCHISES</b>				
14000 Franchises	\$ 958,324	\$ 957,000	\$ 957,000	\$ 975,000
<b>Total</b>	<b>\$ 958,324</b>	<b>\$ 957,000</b>	<b>\$ 957,000</b>	<b>\$ 975,000</b>
<b>FINES, FORFEITURES &amp; PENALTIES</b>				
16500 Fines, Forfeitures & Penalties	\$ 7,886,132	\$ 6,425,000	\$ 6,100,000	\$ 6,100,000
<b>Total</b>	<b>\$ 7,886,132</b>	<b>\$ 6,425,000</b>	<b>\$ 6,100,000</b>	<b>\$ 6,100,000</b>
<b>REVENUE FROM USE OF MONEY</b>				
17000 Interest	\$ 2,227,711	\$ 2,200,000	\$ 1,189,000	\$ 1,189,000
18000 Rents and concessions	202,075	202,000	202,000	202,000
18060 Cnty Cntr III - SCOE	140,400	140,000	140,000	140,000
<b>Total</b>	<b>\$ 2,570,186</b>	<b>\$ 2,542,000</b>	<b>\$ 1,531,000</b>	<b>\$ 1,531,000</b>
<b>INTERGOVERNMENTAL REVENUES</b>				
21460 St-Aid realignment	\$ 922,000	\$ 922,000	\$ 922,000	\$ 922,000
24400 State-Homeowners' prop tax relief	592,372	579,000	579,000	579,000
24800 State-Public safety (prop 172)	\$ 28,705,578	\$ 28,800,000	\$ 29,900,000	\$ 30,498,000
28800 Federal-Other	8	-	-	-
28810 Fed-Other-entitlement lands	\$ 7,866	\$ 16,000	\$ 16,000	\$ 16,000
29600 Fed-Other-Refuge Revenue Sharing	43,387	-	-	-
29715 Other Governmental Agencies	\$ 51,806	\$ 54,000	\$ 47,393	\$ 47,000
<b>Total</b>	<b>\$ 30,323,017</b>	<b>\$ 30,371,000</b>	<b>\$ 31,464,393</b>	<b>\$ 32,062,000</b>
<b>CHARGES FOR SERVICES</b>				
36990 Sb813 administration costs	\$ 278,044	\$ 295,000	\$ 295,000	\$ 295,000
38021 Govt fund rev A-87 carry forward	(239,110)	(659,000)	(659,000)	(1,015,000)
38700 Interfund revenue	-	-	25,413	-
39901 Funds >13 rev A-87 carry forward	(161,070)	(90,000)	(90,000)	(158,000)
<b>Total</b>	<b>\$ (122,136)</b>	<b>\$ (454,000)</b>	<b>\$ (428,587)</b>	<b>\$ (878,000)</b>

# STANISLAUS COUNTY DISCRETIONARY REVENUE 2011-2012 RECOMMENDED PROPOSED BUDGET

ACCOUNT DESCRIPTION	Actuals As of 6/30/2010	Final Adopted Budget Fiscal Year 2010-2011	Year -End Estimates Fiscal Year 2010-2011	Recommended Proposed Budget Budget Year 2011-2012
<b>MISCELLANEOUS REVENUE</b>				
40400 Miscellaneous Revenue	\$ -	\$ 4,000	\$ 4,000	\$ 4,000
40410 Unclaimed monies	93,879	94,000	27,000	27,000
40445 Rebates & refunds	-	1,000	1,000	-
40540 Unclaimed estates	-	-	26,752	-
40560 Cancelled warrants	136,050	67,000	67,000	67,000
41450 Prior period revenue	-	-	(19,271)	-
<b>Total</b>	<b>\$ 229,929</b>	<b>\$ 166,000</b>	<b>\$ 106,481</b>	<b>\$ 98,000</b>
<b>OTHER FINANCING SOURCES</b>				
46600 Operating transfers in	\$ -	\$ -	\$ 742,509	\$ -
46612 Transfer-2002 endowment drawdown	2,010,464	1,913,000	1,913,182	1,900,000
46613 Transfer-2006 endowment drawdown	870,726	395,000	395,420	400,000
<b>Total</b>	<b>\$ 2,881,190</b>	<b>\$ 2,308,000</b>	<b>\$ 3,051,111</b>	<b>\$ 2,300,000</b>
<b>TOTAL DISCRETIONARY REVENUE</b>	<b>\$ 141,117,147</b>	<b>\$ 143,908,000</b>	<b>\$ 143,784,432</b>	<b>\$ 140,029,000</b>
17610 Increase(decrease)-fair value of investments	\$ (633,259)	\$ -	\$ -	\$ -
<b>TOTAL ADJUSTED DISCRETIONARY REVENUE</b>	<b>\$ 140,483,888</b>	<b>\$ 143,908,000</b>	<b>\$ 143,784,432</b>	<b>\$ 140,029,000</b>



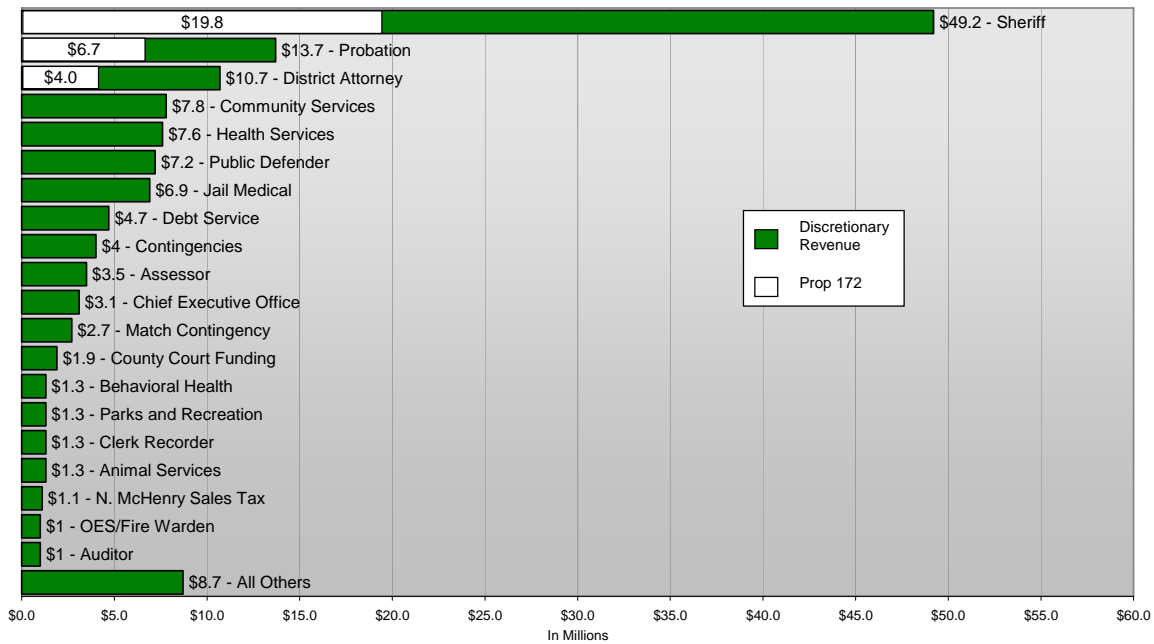
**DISCRETIONARY REVENUE**

Revenue available to fund programs at the Board of Supervisors’ discretion is referred to as Discretionary Revenue. The majority of discretionary revenue in the 2011-2012 Recommended Proposed Budget supports funding for public safety and criminal justice services for the Sheriff, Probation, District Attorney and Public Defender as well as government-related services such as the Chief Executive Office, Assessor and the General Services Agency. Health and Human Services departments use discretionary revenue as matching funds to support maintenance of effort requirements for leveraging additional revenues for Federal and State supported programs. Since most of the Board of Supervisors’ discretion is directly linked to this revenue source, considerable attention is given to key discretionary revenue sources.

The 2011-2012 Recommended Proposed Budget, at \$140,029,000, projects an overall decrease in discretionary revenue of \$3.9 million when compared to the Fiscal Year 2010-2011 Final Adjusted Budget. This projected decrease is primarily attributed to the continued loss of property related tax revenues. For the fourth year in a row the County Assessor is projecting an overall decrease in assessed property values. The declines in the prior three years resulted primarily from the residential real estate downturn. The 3.5% to 5% decrease projected for Budget Year 2011-2012 is the result of the Assessor’s focus on the reassessment of commercial property values for declines in value.

The following chart summarizes the proposed distribution of discretionary revenue for Budget Year 2011-2012, clearly indicating that the Board of Supervisors’ top priority of “A Safe Community” is the largest recipient of this revenue source.

**Distribution of Discretionary Revenue – Recommended Proposed Budget Year 2011-2012  
\$140,029,000**



**Overview**

Ninety percent of all discretionary revenue consists of property and sales tax sources. When fines and penalties collected from delinquent property taxes are factored in, nearly 95% of discretionary revenue has ties to property and sales taxes. The largest dollar volume comes from current secured property taxes, property taxes received in-lieu of Vehicle License Fees, Public Safety Sales Tax (Prop 172) and the 1 % local sales and use taxes. A number of these categories are monitored on a regular basis with consideration given to, among other factors,

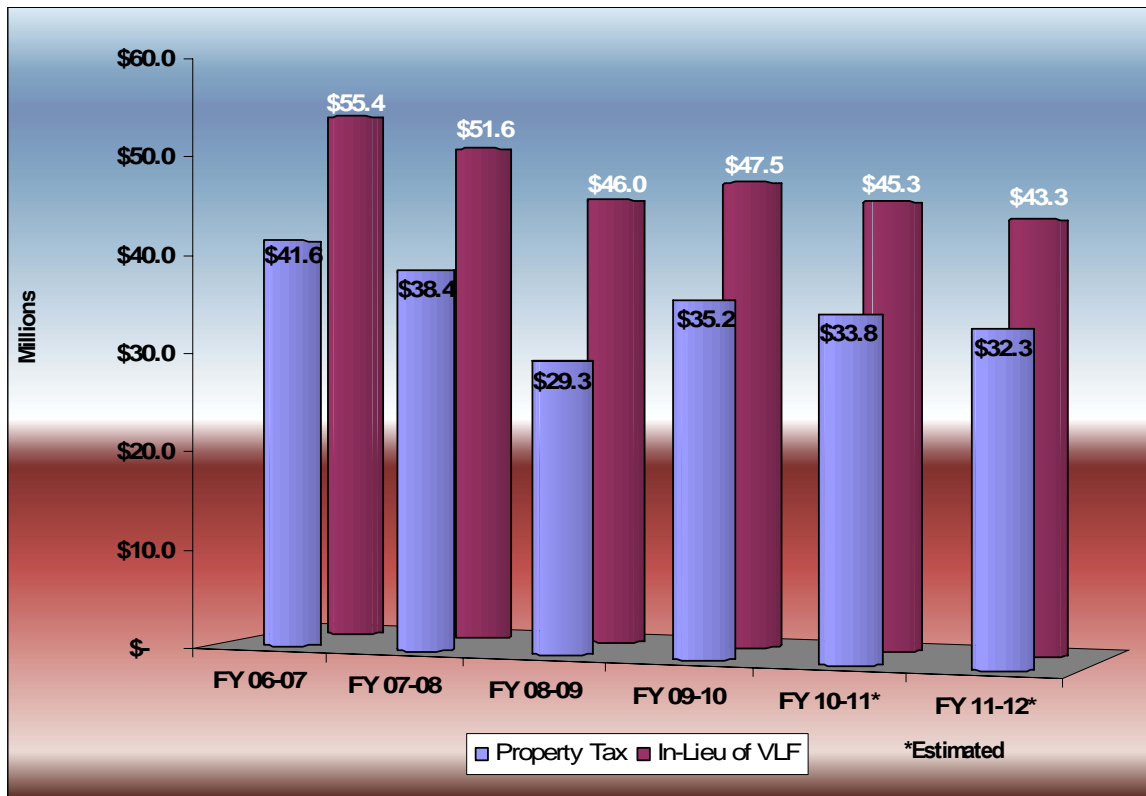
historical inflow trends and local and regional economic conditions. A brief summary of the major discretionary revenue categories is provided below.

### Secured Property Taxes and Property Taxes In-Lieu of Vehicle License Fees

The County receives a portion of the annual property tax revenues that are collected by the Tax Collector. This portion varies among tax code areas, depending on the percentage that is allocated for each area between the County, cities, special districts, redevelopment agencies and schools. In Fiscal Year 2010-2011 the County's portion was approximately 12% of the taxes collected. Stanislaus is among the lowest 3 property tax

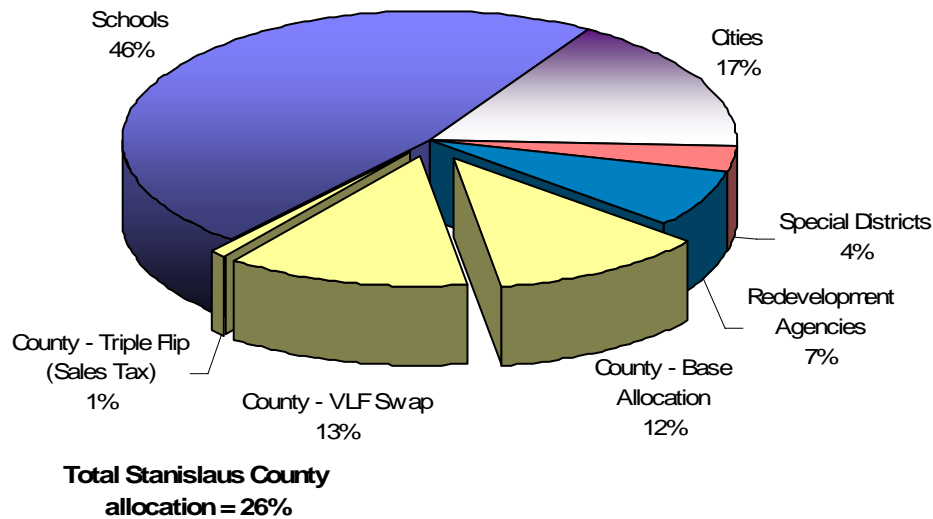
During the 2004-2005 Fiscal Year, a major shift in local government funding occurred as the revenue received from Vehicle License Fees (VLF) was exchanged by the State of California for an equivalent amount of property taxes. This swapped revenue, shown as "Property Tax In-Lieu of VLF" on the discretionary revenue schedule, increased the County's reliance on property tax revenue. The following chart reflects revenue received over the past six years comparing Secured Property Tax revenue to Property Taxes received in-lieu-of Vehicle License Fees:

### Property Tax and In-Lieu Vehicle License Tax



The formula to calculate Property Tax In Lieu of VLF is very specific, requiring the certified value of all properties provided to the Auditor-Controller by the Assessor as of January 1 of each year before tax roll adjustments. This provides for a uniform application across the State and any roll changes made are captured in the following year. The revised relative share of property tax by governmental entity when the VLF Swap and Sales Tax In Lieu of Property Tax revenues (discussed in the Sales and Use Tax section) are factored in is shown in the following chart and reflects the County's overall property tax percentage share of 26%.

## Property Tax Allocations after VLF Swap and Triple Flip



The decline in residential assessed valuation that the County has experienced in the last few years may be leveling off. However, commercial properties have now been re-assessed to more accurately capture values that are in accordance with the deflated economy. The Assessor is currently estimating that the commercial re-assessments coupled with a slow recovery of the residential market will cause an overall valuation decrease of between 3.5% and 5%, affecting both the Secured Property Tax and Property Taxes in-lieu of Vehicle License Fee revenues. This marks the fourth straight year of declines in the Property Tax Roll.

### Public Safety Sales Tax

As a result of the 1993-1994 State Budget, property tax revenues were shifted from the counties and cities to schools, thereby reducing the state's funding obligations to public schools. A ½ cent sales tax was enacted in January of 1994 (Proposition 172) to help alleviate the impact to local government. This sales tax, known as the "Public Safety Sales Tax," allowed an additional ½ cent sales tax to be collected and allocated to local agencies to exclusively fund public safety activities. In Stanislaus County these monies are used to fund the Sheriff, District Attorney, Probation and Juvenile Institutions operations.

There is a Maintenance of Effort (MOE) for these funds that requires a minimum commitment of local resources to be allocated to public safety services. To receive the full allocation of these revenues, minimum funding levels for public safety functions must equal or exceed the 1992-1993 base year funding, adjusted by a growth factor. The minimum adjusted level calculated for 2010-2011 was \$51.4 million, with the actual budget commitment established at \$94.1 million. This resulted in the County exceeding the MOE requirement by nearly \$42.7 million concerning the use of Proposition 172 revenues.

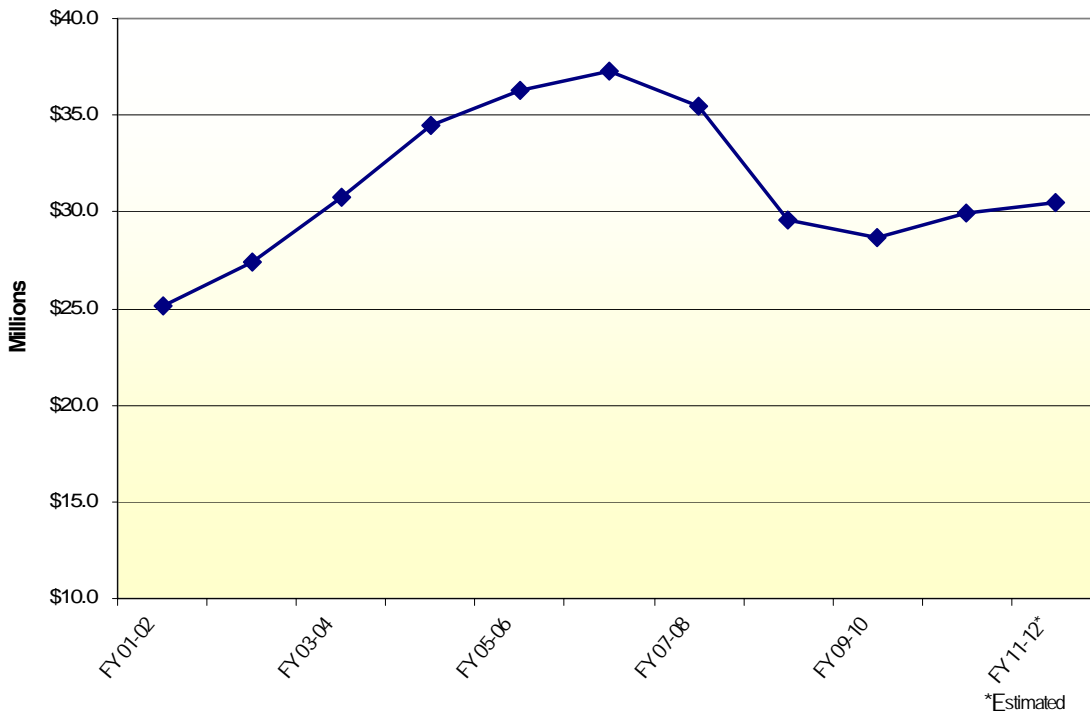
The Public Safety Sales Tax is collected by the State Board of Equalization and apportioned to each county based on the county's proportionate share of statewide taxable sales. The combination of statewide taxable sales and the proportionate share (or "pool rate") are the factors that determine the amount of revenue from this tax source. For several years Stanislaus County's population growth resulted in an increase in the overall proportion of the State sales tax pool rate. Because of the recent economic downturn the County's portion of the overall sales tax pool decreased in the past three years resulting in a reduction in the pool rate for Fiscal Years 2007-2008 through 2009-2010. The rate for the 2010-2011 Fiscal Year was up slightly but sales volume in Stanislaus County for 2010-2011 indicates that the County's portion of the State sales tax pool is down slightly, suggesting that the pool rate will once again experience a decrease. The actual rate will not be announced by the State until late November 2011 at the earliest. Because

the statewide total of the sales tax pool normally exceeds \$2 billion, even the slightest change in the pool rate can have a significant impact in revenue projections.

Fiscal Year	Stanislaus County Pool Rate	Increase/(Decrease)
2006-2007	0.013589	0.000041
2007-2008	0.013155	-0.000434
2008-2009	0.012732	-0.000423
2009-2010	0.012664	-0.000068
2010-2011	0.012819	0.000155
Proposed 2011-2012	0.012709	-0.000110

The Recommended Proposed Budget estimate of \$30.5 million for this revenue source reflects a cautious approach to the recent increase in consumer confidence statewide. This represents a 5.9% increase to the 2010-2011 Adopted Final Budget amount of \$28.8 million but only a 2% increase to the \$29.9 million projected for Fiscal Year-End 2010-2011. Slightly over 4% of the entire Proposition 172 revenue received is distributed to cities, with the balance retained by the County. The following chart reflects the actual Proposition 172 revenue received over the past ten years.

**Prop 172 Public Safety Sales Tax**



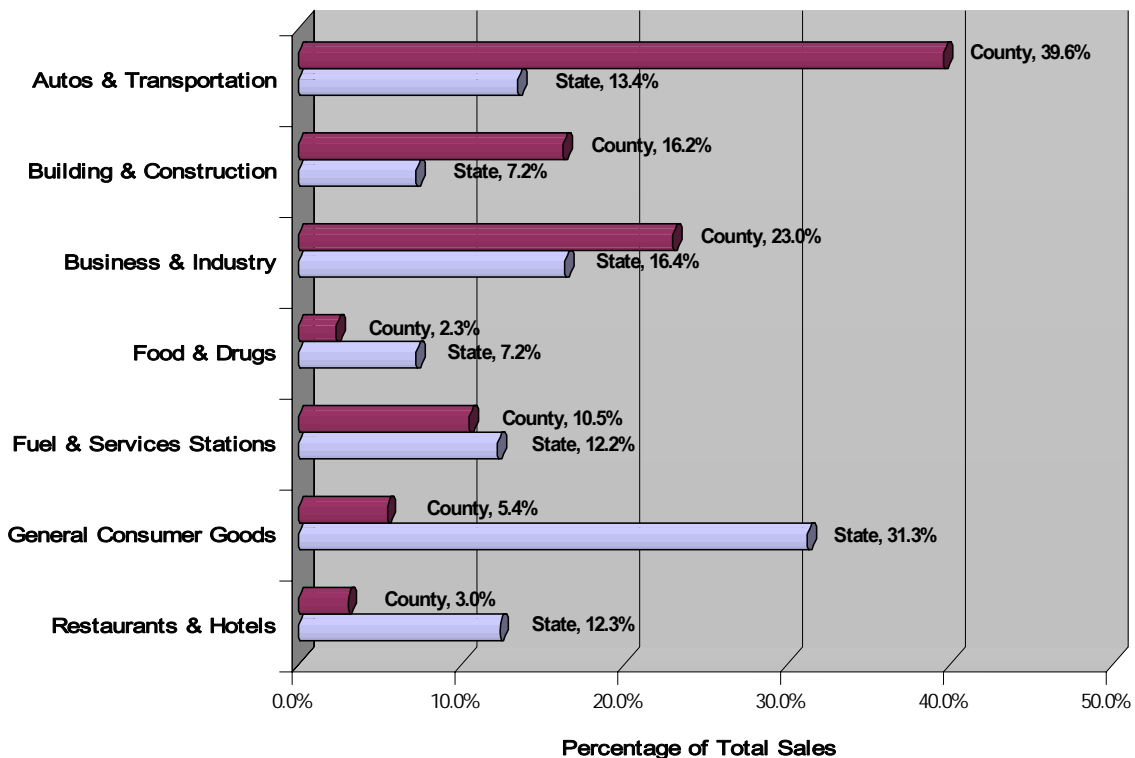
**Sales and Use Tax**

California has a statewide sales and use tax rate of 8.25%. This represents an increase of 1% that took effect April 1, 2009 as a part of the State Budget compromise. In addition, the voters in Stanislaus County passed a 1/8 cent sales tax measure in 1995 and again in 2004 to support local libraries. Sales Tax receipts are distributed as follows:

Sales Tax Distribution	Amount
State General Fund	6.00%
Incorporated/Unincorporated Areas (Discretionary Revenue)	1.00%
Countywide Transportation Fund	0.25%
County Mental Health Obligations ("Realignment")	0.50%
Public Safety Sales Tax	0.50%
Library Tax	0.125%
<b>Total</b>	<b>8.375%</b>

The following graph illustrates the business mix that contributes to sales and use taxes in the unincorporated areas of Stanislaus County compared to the taxes collected in the State as a whole. These percentages represent activity in the quarter ending December 31, 2010. It should be noted that Stanislaus County historically relies on Autos and Transportation sales and Business and Industry activity to a much larger degree than other cities and counties throughout the State.

### Stanislaus County Sales Tax Comparison by Business Type



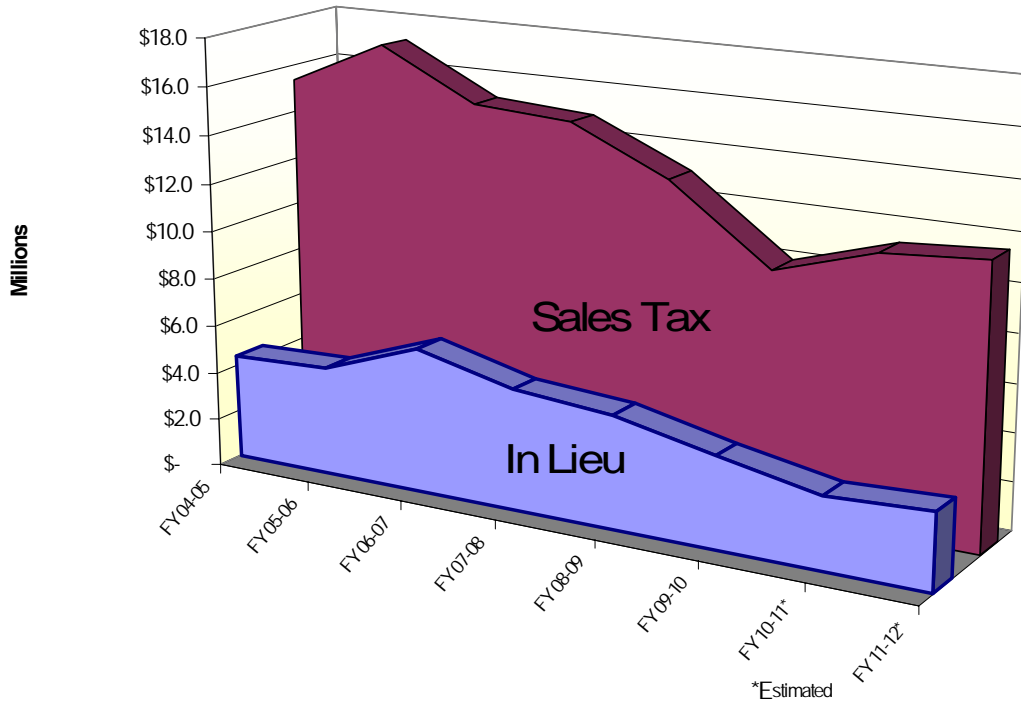
Sales and Use Tax is another discretionary revenue source that was affected by the State budget actions in Fiscal Year 2004-2005. As part of a complicated financing structure for the State Economic Recovery Bonds, the State "flipped" ¼ of the Bradley-Burns sales and use tax from the counties and cities to the bond trustee for debt service payments. In order to compensate for the lost revenue to cities and counties, an equivalent amount of property taxes from the County Education Revenue Augmentation Fund (ERAF) are to be shifted to an "In-lieu of Sales and Use Tax" account. The third leg in this "Triple Flip" would require the State to make up lost ERAF revenue to education from the State of California's General Fund.

Payments to the "In-lieu of Sales and Use Tax" account are to be made by each county's Auditor-Controller in January and May of each fiscal year with an annual "true-up" occurring in the following September of each fiscal year. The State Department of Finance reconciles what was

advanced in the prior year to actual revenue received. In Fiscal Year 2010-2011 the true-up amount had a negative \$642,189 impact on revenue for the County General Fund. The County will have a true-up every fiscal year until the State Bonds are paid off, estimated to occur in the spring of 2016.

The Recommended Proposed Budget estimate for Stanislaus County is \$11,552,000 in Sales and Use Tax and \$3,171,000 in “In-lieu of Sales and Use Tax”. This anticipated level of funding reflects an anticipated increase in actual sales tax revenue from last years’ budget and may represent a turn-around to the recent downward trend in Stanislaus County.

**Sales and Use Tax and Property Tax In-Lieu of Sales Tax**



**Additional Notable Discretionary Sources**

Fines and penalties collected on delinquent property taxes is one revenue source that has benefited from the falling real estate market. During the height of the residential property crisis, the San Joaquin Valley became known for leading the nation in foreclosures. As homes were lost to the lenders, delinquent taxes and penalties were paid to the County Tax Collector. At the height of the crisis, Stanislaus County added \$10.9 million to its fines and forfeitures revenue account in Fiscal Year 2008-2009. As the rate of foreclosures decline it is expected that the fines and penalties would diminish slightly. The Recommended Proposed Budget recommendation is to hold steady until the final numbers are captured for Fiscal Year 2010-2011.

Interest earnings for the General Fund fluctuate based on the amount of cash on hand and the interest rate that is adjusted quarterly. As interest rates have declined it is natural that the return on cash investments has been shrinking.

The Documentary Transfer Tax is a tax collected by the Clerk-Recorder at the time of recording when an interest in real property is conveyed. The tax rate is fifty-five cents (\$0.55) for each five hundred dollars (\$500) and is based on the unencumbered assessed value of the property, or the purchase price, whichever is greater. The decline in assessed values and the reduction in the number of property sales directly affect the tax revenue received in this category.

An 8% Transient Occupancy Tax (TOT) is charged to customers staying in hotels in the unincorporated areas of the County. TOT revenue is directly correlated to consumer travel and is therefore subject to short-term fluctuation based on numerous economic factors. The considerable increase in the 2007-2008 revenue is attributed to the build-out and resulting activity of several hotels along Highway 99 and Interstate 5 running through Stanislaus County. However, the lagging economy has also taken its toll on this revenue source in more recent years.

The following table shows amounts received over the past several years with a proposed philosophy of holding steady in Budget Year 2011-2012:

<b>Fiscal Year</b>	<b>Fines &amp; Penalties from Delinquent Taxes</b>	<b>General Fund Interest Earnings</b>	<b>Property Transfer Tax</b>	<b>Transient Occupancy Tax</b>
2006-2007	\$ 5,334,064	\$ 5,433,465	\$ 2,464,222	\$ 668,026
2007-2008	3,014,823	4,277,848	1,528,543	854,857
2008-2009	10,923,451	2,741,137	1,552,846	835,803
2009-2010	7,886,132	2,227,711	1,271,225	680,780
2010-2011 Projected	6,100,000	1,189,000	1,198,000	622,000
2011-2012 Proposed	6,100,000	1,189,000	1,198,000	622,000

#### **DISCRETIONARY REVENUE SUMMARY**

In conclusion, it is recommended that \$140,029,000 be established as the discretionary revenue budget for Budget Year 2011-2012. This represents a decrease of \$3.9 million from the 2010-2011 Final Adjusted Budget, or 2.7%. Adjustments may be included as part of the Final Budget as final amounts are received during the year-end close or with the Mid-Year Financial Report, when six months of activity will be available for Budget Year 2011-2012.

**GENERAL FUND—CLASSIFICATION OF FUND BALANCE**

The Government Accounting Standards Board (GASB) issued Statement No. 54, Fund Balance Reporting and Governmental Fund Type Definitions, to become effective for financial statements with periods beginning after June 15, 2010. This Statement establishes five fund balance classifications: Nonspendable, Restricted, Committed, Assigned and Unassigned. Although only the General Fund is addressed in this section, Statement No. 54 applies to the Special Revenue and Capital Project funds as well

**Nonspendable** fund balance includes amounts that are not in a spendable form or are legally or contractually required to be maintained intact (such as the long term amount of notes receivable or prepaid amounts). For the 2011-2012 Budget Year, these amounts will be established as part of the 2010-2011 fiscal year-end closing of the County’s financial records. The balance as of March 31, 2011 in non-spendable fund balance is \$27,434,122.

**Restricted** fund balance includes amounts that can be spent only for the specific purposes stipulated by constitution, external parties (such as creditors, grant providers or contributors) or through enabling legislation. The only restricted account at this time is for Tax Loss Reserve. The current amount of \$4,169,660 will be adjusted as part of the 2010-2011 year-end close.

**Committed** fund balance includes amounts that can be used only for the specific purposes determined by a formal action of the government’s highest level of decision-making authority (the Board of Supervisors). Commitments may be changed or lifted only by the government taking the same formal action that imposed the constraint originally. As part of the 2010-2011 budget, \$8 million in committed fund balance was used to assist in balancing. This was the second year of a planned three year strategy of using a total of \$24 million in committed and assigned funds set aside for specific purposes. \$4.5 million, combined with \$3.5 million from assigned fund balance, will be used to assist with the balancing of the 2011-2012 budget.

	2010-2011 Final Budget Fund Balance Classification	2010-2011 Approved Changes	2011-2012 Balancing Strategies	Adjusted Fund Balance for Budget Year 2011-2012
<b>Fund Balance - Committed:</b>				
Various Programs and Projects	\$ 6,138,282	\$ (112,633)	\$ (4,525,395)	\$ 1,500,254
Capital Acquisition	1,300,000	-	-	1,300,000
Sub-total	\$ 7,438,282	\$ (112,633)	\$ (4,525,395)	\$ 2,800,254

**Assigned** fund balance is comprised of amounts intended to be used by the government for specific purposes that are neither restricted nor committed. Intent can be expressed by the governing body or by an official or body to which the governing body delegates the authority; the Board of Supervisors has delegated this authority to the Chief Executive Office. Assigned fund balance can be used to eliminate a projected budgetary deficit in the subsequent year’s budget. In Fiscal Year 2009-2010, \$8 million was used from contingencies as the first year of the \$24 million budget balancing plan. An additional \$3.5 million will be used from a combination of Assigned accounts to assist with the balancing of the 2011-2012 budget.



	2010-2011 Final Budget Fund Balance Classification	2010-2011 Approved Changes	2011-2012 Balancing Strategies	Adjusted Fund Balance for Budget Year 2011-2012
<b>Fund Balance - Assigned:</b>				
Contingencies	\$ 4,091,493	\$ (36,715)	\$ (1,598,254)	\$ 2,456,524
Tobacco Settlement and Securitization	1,876,351	-	(1,876,351)	-
Retirement Obligation	2,000,000	-	-	2,000,000
Teeter Plan	20,055,050	-	-	20,055,050
Carryover Appropriations (100)	1,949,064	(1,949,064)	-	-
Carryover Appropriations (105)	23,060	(23,060)	-	-
Carryover Appropriations (107)	171,800	(171,800)	-	-
75% Carryover Appropriations (100)	4,879,112	(4,879,112)	-	-
Encumbrances	1,261,520	(1,261,520)	-	-
Encumbrances-Econ Development	1,395,679	-	-	1,395,679
Debt Service	10,950,000	-	-	10,950,000
Budget Balancing	15,643,578	(15,643,578)	-	-
Sub-total	\$ 64,296,707	\$ (23,964,849)	\$ (3,474,605)	\$ 36,857,253

**Unassigned** fund balance is the residual classification for the General Fund and includes all amounts not contained in the other classifications. Unassigned amounts are technically available for any purpose. The 2011-2012 Proposed Budget is balanced using \$5.2 million of unassigned fund balance.

Fiscal Year	Fund Balance Budget Assumption
2007-2008	\$ 13.0 million
2008-2009	5.4 million
2009-2010	12.5 million
2010-2011	7.6 million
2010-2011 Proposed	5.2 million

A complete review of the General Fund's classification of fund balance will be completed after closing of the year-end financial records and will be addressed in the Final Budget document.

## **OTHER MAJOR REVENUE SOURCES (NON DISCRETIONARY REVENUE)**

In addition to discretionary revenue, other revenue is included as part of the County budget. These revenue sources are designated for specific purposes by statute or Federal/State grant or funding requirements. Over 83% of the revenue that Stanislaus County receives is dedicated for specific purposes and can only be used for those purposes. An example of this is "Federal Aid for Children – Family Group", one of the single largest revenue accounts in the County with a budget estimate of over \$33 million. These funds can only be used by the Community Services Agency to make assistance payments for the CalWORKs All Other Families Program.

The County budget for Budget Year 2011-2012 anticipates \$687,373,877 in specific or departmental revenue. This total excludes Miscellaneous Revenue - Prior Year Revenue in the amount of (\$8.5) million in order to more accurately represent the category revenue totals. The \$8.5 million represents the State's one-time diversion of Proposition 10 tobacco tax funds to the State General Fund.

The categories of revenue are further divided into accounts. The Following is a listing and brief description of the County's top 25 major revenue sources that are included in the 2010-2011 Recommended Proposed Budget.

**Federal Aid for Children – Family Group/Account 27240** - This revenue from the Federal government is for assistance payments for the CalWORKs All Other Families Program and is budgeted at \$33,648,764 compared to \$33,162,115 in the 2010-2011 Adopted Final Budget.

**Federal Administration Aid to Families with Dependent Children Family Group/Unemployed/Account 27060** - This revenue from the Federal government is for administration and services costs of the CalWORKs, Mental Health/Substance Abuse, Promote Safe and Stable Families (PSSF) Programs, and the Consortium IV (CIV) Project and is budgeted at \$24,290,342. This level of funding is lower than the 2010-2011 Adopted Final Budget level by \$519,126.

**State-Assistance-CW All Other Families/Account 21430** - This revenue recognizes the State cash reimbursements/operating revenue associated with the State share of cost for CalWORKs. All Other Families represent the Federally eligible single parent families who receive monthly CalWORKs public assistance payments. This population accounts for approximately 75% of the persons receiving CalWORKs public assistance and is budgeted at \$24,280,980.

**Federal Administration In-Home Supportive Services Case Management/Account 27184** - This revenue from the Federal government is for administration costs and provision of In-Home Supportive Services and is budgeted at \$23,364,972.

**Medi-Cal Outpatient Revenue/Account 33812** - This revenue from the State is payment for eligible outpatient services provided to Medi-Cal participants and is budgeted at \$21,433,626.

**State Administration Medi-Cal/Account 21070** - This revenue from the State government is for administration costs of the Medi-Cal program and is budgeted at \$18,611,420.

**State Aid-Mental Health/Account 22430** - This revenue from the State government is designated for Mental Health programs allocated to the County based on legislated methodologies and is budgeted at \$18,375,736.

**State Motor Vehicle License Fees/In-lieu Tax Realignment/Account 20390** - This is a companion to Account 46610 and is used to record the receipts of this Vehicle License Fee (VLF) revenue into the General Fund. Revenue estimates for this account were prepared by the Chief Executive Office and reflect an estimate of \$17,100,569 in Budget Year 2011-2012.

**Blue Cross Outpatient Revenue/Account 33816** - This revenue from Blue Cross is payment for eligible outpatient services provided to enrolled participants and is budgeted at \$15,855,401.

**State Administration In Home Supportive Services/Account 21060** - This revenue from the State government is for administration costs and provision of In-Home Supportive Services and is budgeted at \$15,705,779. This level is slightly higher than the 2010-2011 Final Budget by approximately \$74,000.

**Mental Health Services-Medi-Cal Reimbursement/Account 33950** - This revenue from the Federal government is the Federal Financial Participation share (50%) of mental health services to Medi-Cal eligible clients. A 50% match is required of the County to access these funds. Funding from Medi-Cal is budgeted at \$14,669,773 and reflects an increase from the 2010-2011 Adopted Final Budget.

**Law Enforcement Services/Account 32800**—This revenue primarily funds contractual law enforcement services provided by the Sheriff’s Department and District Attorney to other County and governmental agencies with \$13,419,212 in estimated revenue budgeted in County Public Safety Departments.

**Sanitation Services/Account 34400**—Revenue collected from tipping fees at the County’s landfill and waste-to-energy plant are recorded in this account and are budgeted at \$13,364,500, which is approximately \$1.3 million higher than the 2010-2011 Adopted Final Budget. A surcharge fee is placed on tonnage that is processed through the waste-to-energy plant and is split between the Household Hazardous Waste Program and AB939 - Source Reduction and Recycling Programs, a portion of which is directed to the nine cities.

**Federal-Assistance-CalWORKs Two Parent Families/Account 27230** - This revenue recognizes the Federal cash reimbursements/operating revenue associated with the Federal share of cost for CalWORKs. Two Parent Families represent the federally eligible two parent families who receive monthly CalWORKs public assistance payments. This population accounts for approximately 21% of the persons receiving CalWORKs public assistance and is budgeted at \$13,339,775.

**Federal Construction/Account 27600**— This revenue is from the Federal government for the Public Works Road Construction Program and is budgeted at \$12,772,371.

**IDG (Indigent) Outpatient Revenue/Account 33818** - This revenue from the County’s Indigent Healthcare Program is payment for eligible outpatient services provided to enrolled participants and is budgeted at \$12,481,405.

**State Aid-Realignment/Account 21460** - This revenue from the State government is for Sales Tax revenue designated for Social Services programs, allocated to the County based on legislated methodologies and is budgeted at \$12,419,765. This level is slightly higher than the 2010-2011 Adopted Final Budget amount of \$12,285,874.

**State Highway Users Tax/Account 20200** - This revenue is from the State and is comprised of fuel tax levied per gallon of fuel. Funds are apportioned to counties in proportion to the number of fee-paid and exempt vehicles registered within the County as compared to the total number in the State. Funds are dedicated to: 1) Providing research, planning, construction, improvement, maintenance, and operation of public streets and highways, including mitigation of their environmental effects, the property taken or damaged for such purposes and the administrative costs necessarily incurred in fulfilling these purposes; 2) Research, planning, construction, and improvement of exclusive public mass transit guideways. The estimated revenue for this account for Budget Year 2011-2012 is \$12,300,000.

**Federal-Other/Account 28800** - This account represents various types of Federal revenue used primarily to fund Public Health and Community Development Block Grant (CDBG) Programs. This includes Emergency Preparedness, California Children Services (CCS), CCS-Medical Therapy Unit, Children Health and Disability Prevention (CHDP), California Nutrition Network, Refugee Health, Childhood lead Program, Immunization Assistance Program and TB Prevention. CDBG funding provides for annual work plans in Oakdale, Patterson, Ceres, Newman, Waterford and unincorporated sections of the County.

Revenue estimates of \$12,242,403 are down from the 2010-2011 Adopted Final Budget levels of \$14,996,665.

**Medicare Outpatient Revenue/Account 33810** - This revenue from the Federal government is payment for eligible outpatient services provided to Medicare participants and is budgeted at \$11,534,693.

**Federal Administration Non Assisted Food Stamps/Account 27040** - This revenue from the Federal government is for administration costs of the CalFresh (formerly Non Assisted Food Stamps) program and is budgeted at \$10,582,327.

**Taxes 11800** – The estimated non-discretionary revenue is budgeted at \$10,482,580. Of this, \$6.5 million is from the voter approved Library 1/8–cent sales and use tax and the remaining amount is State revenue received through StanCOG for local transportation.

**Federal Administration–Child Support Enforcement/Account 27080** - This account is the Federal funding contribution that supports the Department of Child Support Services. Revenue estimates for Budget Year 2011-2012 are \$10,358,970.

**Federal Grant Revenue/Account 29581** - This Workforce Investment Act revenue funds a number of Alliance Worknet programs. The estimated revenue for Budget Year 2011-2012 of \$9,796,020 is up from \$8,153,204 from the 2010-2011 Adopted Legal Budget.

**State Aid-Realignment/Account 22510** - This revenue allocated from the State's sales tax and vehicle license fee collections is for the County's required Medi-Cal Match and services to severely mentally ill residents not covered under other funding. Realignment is budgeted at \$8,176,498 slightly higher than budgeted in the 2010-2011 Adopted Final Budget.

## **DEBT SERVICE**

### **Certificates of Participation**

The County of Stanislaus debt is primarily in the form of Certificates of Participation (COP). Created in conjunction with lease agreements, which encumber County-owned property. COPs are securities issued and marketed to investors in a manner similar to tax-exempt bonds.

In a COP transaction, the County enters into an agreement with a third party, the Stanislaus County Capital Improvements Financing Authority, to lease an asset (normally a building) over a specific period of time at a predetermined total cost. The asset, owned by the County and leased to the Finance Authority, is then subleased back to the County. In this transaction the Finance Authority sells certificates in order to make its total lease payment to the County at the beginning of the lease period. With that lump sum (advance) lease payment the County then builds or buys the property.

The following chart reflects each outstanding Certificate of Participation (COP) financing by activity, the interest rate as a percent, the original date of issuance, the date of maturity, the original amount borrowed, the balance as of June 30, 2011, the current debt obligations for Stanislaus County for Budget Year 2011-2012, and the remaining balance to maturity once the debt obligation payments are made during the budget year.

	Interest Rate %	Date of Issue	Maturity	Original Borrowing	Balance to Maturity as of June 30, 2011	2011-2012 Debt Obligation Principal	2011-2012 Debt Obligation Interest	Remaining Balance to Maturity
<b>GOVERNMENTAL ACTIVITIES</b>								
1997 Series B Refunding Kitchen/Laundry at the Sheriff's Public Safety Center	3.75-5.00	12/16/1997	6/1/2012	\$9,265,108	\$1,311,758	\$1,311,758	\$65,588	\$0
1998 Series A Public Administration Center 10th Street Place	3.75-4.75	3/1/1998	9/1/2018	\$22,160,000	\$11,585,000	\$1,220,000	\$539,913	\$10,365,000
2004 Series A Gallo Center for the Arts	1.63-4.38	3/26/2004	9/1/2025	\$15,340,000	\$12,345,000	\$640,000	\$471,439	\$11,705,000
2004 Series B 12th Street Office & Parking Garage, Nick W. Blom Salida Regional Library	1.63-4.38	3/26/2004	9/1/2025	\$27,455,000	\$22,085,000	\$1,140,000	\$843,512	\$20,945,000
2007 Series A Refunding Community Services Facility, Public Safety Center, Minimum Security Facility, Sheriff Operations Center, Agricultural Center, Ray Simon Training Center	3.65-5.75	2/1/2007	5/1/2018	\$40,540,000	\$27,450,000	\$3,700,000	\$1,263,288	\$23,750,000
<b>TOTAL GOVERNMENTAL ACTIVITIES:</b>				<b>\$114,760,108</b>	<b>\$74,776,758</b>	<b>\$8,011,758</b>	<b>\$3,183,740</b>	<b>\$66,765,000</b>
<b>BUSINESS TYPE ACTIVITIES:</b>								
1997 Series B Refunding California Health Facilities Financing Authority (CHAFFA)	3.75-5.00	12/16/1997	6/1/2012	\$1,364,892	\$193,242	\$193,242	\$9,662	\$0
<b>Total</b>				<b>\$116,125,000</b>	<b>\$74,970,000</b>	<b>\$8,205,000</b>	<b>\$3,193,402</b>	<b>\$66,765,000</b>

### **Ratios**

A number of ratios can be applied to the County's debt service. For Budget Year 2011-2012, the County's total gross debt obligation for its General Fund is \$11,466,218 and the total Recommended Proposed Budget is \$894,271,968. The ratio comparing the annual debt service to total budget shows that debt service represents only 1.28% of the total budget. In addition, a comparison of debt service to discretionary revenue can be obtained by dividing the total gross debt obligation (\$11.5 million) by the total Discretionary Revenue Budget of \$140,029,000. This analysis shows that debt service payments represent 8.2% of the total Discretionary Revenue Budget.

# WHAT IS A SCHEDULE 9?

<b>Auditor-Controller</b>				
<b>Classification</b>	<b>2009-2010 Actual</b>	<b>2010-2011 Adopted Budget</b>	<b>2011-2012 Requested Proposed Budget</b>	<b>2011-2012 Recommended Proposed Budget</b>
Taxes	\$0	\$0	\$200,000	\$200,000
Licenses, Permits, Franchises	\$0	\$0	\$0	\$0
Fines, Forfeitures, Penalties	\$0	\$0	\$0	\$0
Revenue from use of Assets	\$0	\$0	\$115,000	\$115,000
Intergovernmental Revenue	\$0	\$0	\$64,560	\$64,560
Charges for Service	\$2,534,774	\$2,589,706	\$1,854,214	\$1,854,214
Miscellaneous Revenue	\$36,266	\$35,900	\$71,000	\$71,000
Other Financing Sources	\$0	\$0	\$0	\$0
<b>Total Revenue</b>	<b>\$2,571,040</b>	<b>\$2,625,606</b>	<b>\$2,304,774</b>	<b>\$2,304,774</b>
Salaries and Benefits	\$3,762,980	\$3,747,598	\$3,118,703	\$3,118,703
Services and Supplies	\$94,327	\$162,085	\$115,887	\$115,887
Other Charges	\$134,951	\$142,720	\$145,370	\$145,370
Fixed Assets	\$0	\$0	\$0	\$0
Other Financing Uses	\$110,445	\$0	\$0	\$0
Equity	\$0	\$0	\$0	\$0
Intrafund	(\$40,625)	\$13,570	(\$3,300)	(\$3,300)
Contingencies	\$0	\$0	\$0	\$0
<b>Gross Costs</b>	<b>\$4,062,078</b>	<b>\$4,065,973</b>	<b>\$3,376,660</b>	<b>\$3,376,660</b>
Fund Balance	\$0	\$0	\$0	\$0
<b>Net County Cost</b>	<b>\$1,491,038</b>	<b>\$1,440,367</b>	<b>\$1,071,886</b>	<b>\$1,071,886</b>

## REVENUE

## EXPENDITURES

## TOTALS

**Taxes**—Money received from tax revenue.

**Salaries and Benefits**—Accounts that establish expenditures for employee related costs.

**GROSS COSTS**—Total expenses before any revenue.

**Licenses, Permits, Franchises**—Money received from these sources.

**Services and Supplies**—Accounts that establish expenditures for operating expenses of County departments and programs.

**RETAINED EARNINGS** —The accumulated earnings of an enterprise or internal service fund.

**Fines, Forfeitures, Penalties**—Money received from fines or penalties.

**Other Charges**—A payment to an agency, institution or person outside the County.

**FUND BALANCE**—Revenue not spent in the previous year. Only used in Schedule 9's for General Fund, Special Revenue and Capital Projects Funds.

**Revenue from use of Assets**—Money received from assets such as rent.

**Fixed Assets**—Land, buildings, vehicles, infrastructure and assets used in operations that have value past one year.

**NET COUNTY COST**—Gross costs minus Total Revenue minus Fund Balance or Retained Earnings equals Net County Cost.

**Intergovernmental Revenue**—Funds received from Federal, State or local government sources such as grants.

**Other Financing Uses**—Decrease in current financial resources that is separate of expenditures.

**Charges for Service**—Fees collected for services provided by the department.

**Equity**—Assets of an entity that remains after deducting liabilities.

**Miscellaneous Revenue**—Money received from various sources such as donations, salvage and legal settlements.

**Intrafund**—A way to record revenue/expenditures from a department with the same fund but different orgs.

**Other Financing Sources**—Increase in resources reported separate of revenues.

**Contingencies**—Funds saved for emergencies.



## **A Safe Community**

CEO-OES/Fire Warden  
CEO-Capital Projects  
CEO-County Operations  
District Attorney  
Grand Jury  
Integrated Criminal Justice Information System  
Probation  
Public Defender  
Sheriff

## A Safe Community

Protecting the safety of the residents of Stanislaus County continues to be the top priority of the Board of Supervisors. The impact of gangs and drugs on our community directly contributes to the decline of the physical, economic and social health of the County. Reducing these impacts allows residents to live and participate in our local communities in a safe environment. A community that focuses resources on prevention and intervention should have less need for enforcement. The criminal justice system is comprised of a network of County departments focused on a coordinated effort to balance funding and operations between public safety agencies to foster a system-wide approach to protecting the public and streamlining operations between agencies.



Local and regional disaster preparedness is critical to the County's ability to respond to and recover from natural and man-made disasters. Recent events have illustrated communities must have a strong emergency management team and plans to sustain the region during disasters. An incident management team provides the needed coordination and oversight for emergency response. Effective emergency communication and information sharing among agencies is a critical component in disaster preparation.

The Office of Emergency Services/Fire Warden is responsible for developing and maintaining plans for responding to local emergencies including natural disasters, Homeland Security, and biological events. The District Attorney's Office primary goal is to seek justice through vigorous prosecution of criminals and victim advocacy. The Probation Department provides intensive supervision to probationers and juvenile offenders who are placed in the community and provides a safe, secure custodial facility for juvenile offenders. The Public Defender's Office provides vigorous and effective legal representation of indigent persons accused of crimes, involved in dependency matters, accused of criminal contempt, or are facing involuntary mental health commitment. The Sheriff's Department is the primary law enforcement agency for the unincorporated areas of the County and its contract cities. The Sheriff's Department also provides housing for incarcerated adults and security for the Courts.



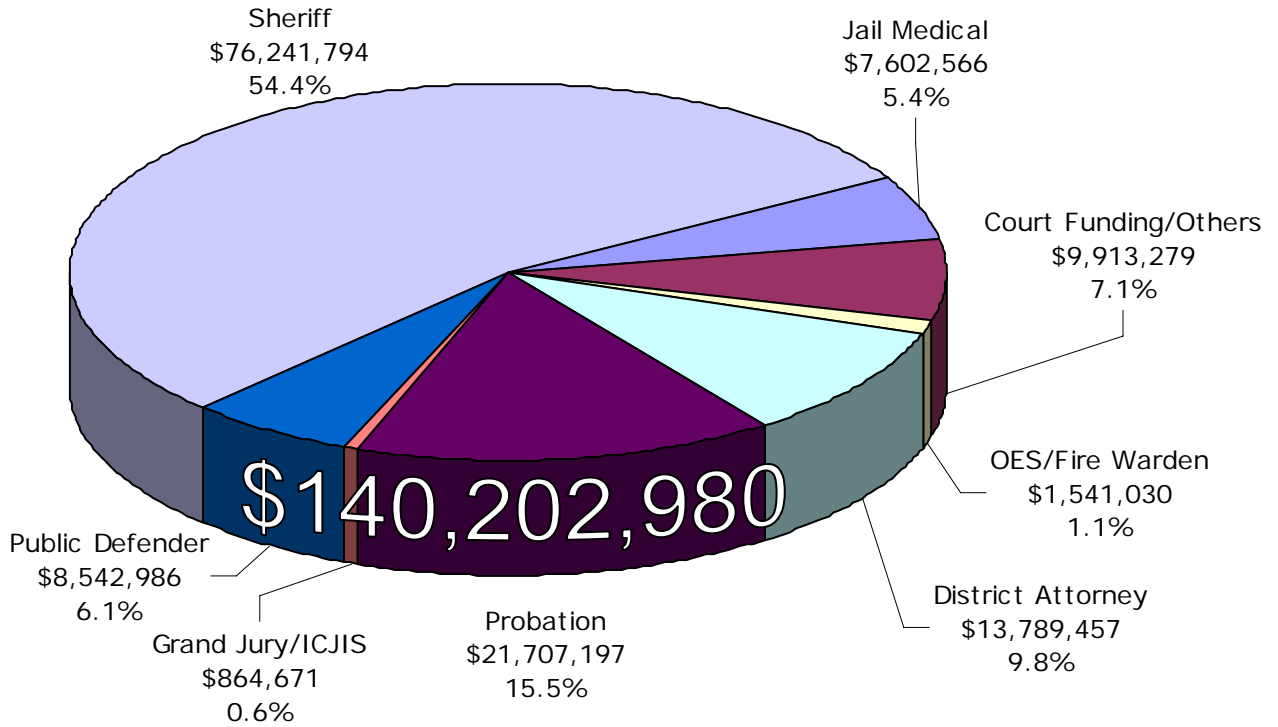
## **BUDGET YEAR 2011-2012 ISSUES**

For Budget Year 2011-2012 most departments receiving a General Funded public safety programs were reduced 5%-30%. The only exceptions to these reductions were budgets with fixed costs associated with contracts such as Jail Medical and Public Defender—Indigent Defense. For A Safe Community priority area the General Fund contribution reductions ranged from 0%-14% resulting in a year over year reduction of \$2,462,768. In addition, departments will have to absorb significant increases in worker's compensation and retirement charges. This reduction in General Fund contribution will result in some of the following impacts on departments in the Safe Community priority area: fewer offenders being supervised by the Probation Department; a reduction in the number of beds available in Detention and a decrease in Sheriff Patrol operations at the Sheriff's Department. Many departments have completed reductions in force in Fiscal Year 2010-2011 in preparation for the reduction in their General Fund contribution amount. Assisting the departments in absorbing the reduction in General Fund contribution is the second year of the 5% salary deduction approved by the Board of Supervisors for all County employees and the \$12 million mitigation of Budget Year 2011-2012 retirement costs .

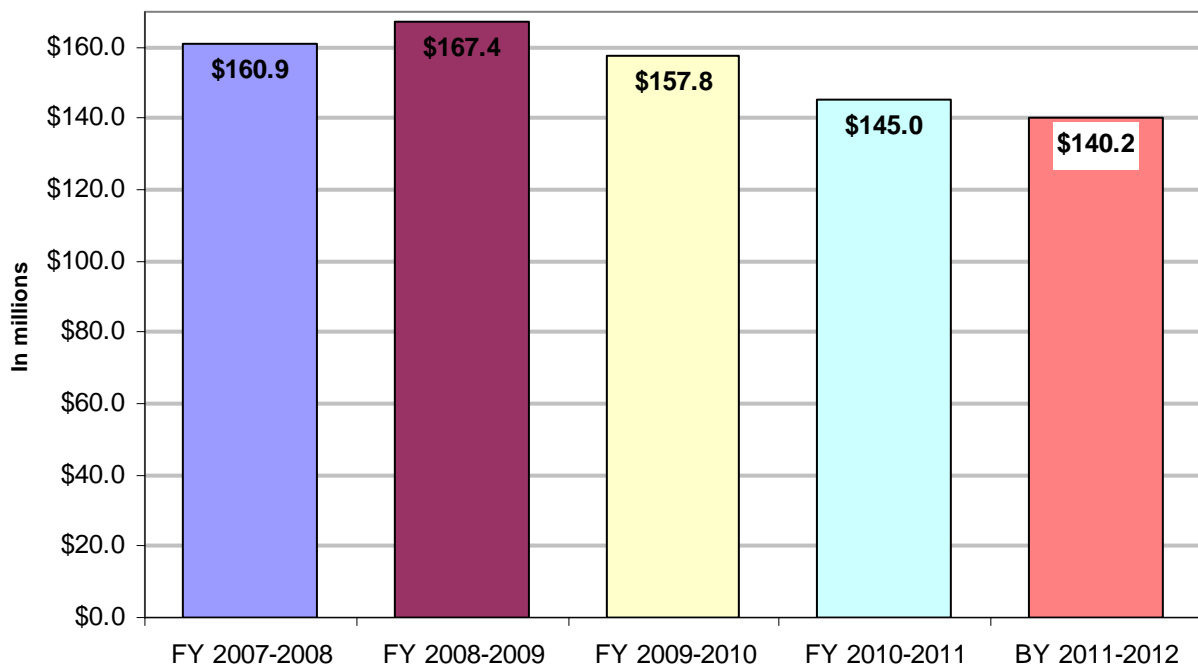


## A Safe Community

### Recommended Expenditures Budget Year 2011-2012



### Five Year Comparison of Appropriations





# A SAFE COMMUNITY

**RECOMMENDED  
2011-2012**

**PAGE**

<b>CHIEF EXECUTIVE OFFICE</b>				<b>\$3,570,109</b>
<b>Fund</b>	<b>Org</b>			
53	0100	0015500	Office of Emergency Service/Fire Warden	\$1,541,030
57	1725	0017100	County Fire Service Fund	\$2,029,079
<b>CEO-CAPITAL PROJECTS FUND</b>				<b>\$965,090</b>
<b>Fund</b>	<b>Org</b>			
60	2025	0061301	Courthouse Construction Fund	\$329,542
62	2026	0061303	Criminal Justice Facilities Fund	\$635,548
<b>CEO-COUNTY OPERATIONS</b>				<b>\$14,521,676</b>
<b>Fund</b>	<b>Org</b>			
64	0100	0016120	County Court Funding	\$6,779,500
66	1726	0017200	Department of Justice Drug and Alcohol	\$139,610
68	0100	0017400	Jail Medical Program	\$7,602,566
<b>DISTRICT ATTORNEY</b>				<b>\$13,789,457</b>
<b>Fund</b>	<b>Org</b>			
70	0100	0023100	Criminal Division	\$12,154,889
74	1761	0023229	Arson Task Force	\$1,414
76	1712	0023212	Auto Insurance Fraud Prosecution	\$212,310
78	177A	0023310	Consumer Fraud	\$380,000
80	1771	0023271	Criminal Division Asset Forfeiture	\$35,674
82	1706	0023206	Elder Abuse Advocacy and Outreach	\$0
84	1699	0023410	Family Justice Center	\$0
86	1707	0023207	Federal Asset Forfeiture	\$4,396
88	1776	0023276	Real Estate Fraud Prosecution	\$383,115
90	1716	0023216	Rural Crimes Prevention Program	\$0
92	1741	0023241	Spousal Abuser Prosecution Program	\$0
94	1686	0023208	District Attorney - Unserved/Underserved Victim Advocacy and Outreach Program	\$106,821
96	1775	0023275	Vertical Prosecution Block Grant	\$103,807
98	1710	0023220	Victim Compensation and Government Claims	\$63,853
100	1714	0023214	Victim Services Program	\$343,178
<b>GRAND JURY</b>				<b>\$ 106,511</b>
<b>Fund</b>	<b>Org</b>			
102	0100	0052100	Civil and Criminal Grand Jury	\$106,511



# A SAFE COMMUNITY

**RECOMMENDED  
2011-2012**

**PAGE**

<b>INTEGRATED CRIMINAL JUSTICE INFORMATION SYSTEM</b>				<b>\$ 758,160</b>
<b>Fund</b>	<b>Org</b>			
104	5141	0016161	Integrated Criminal Justice Information System	\$758,160
<b>PROBATION</b>				<b>\$21,707,197</b>
<b>Fund</b>	<b>Org</b>			
106	0100	0026050	Administration	\$1,840,453
109	1688	0026431	Corrections Performance Incentive Act	\$603,986
111	0100	0026100	Field Services	\$10,471,458
115	1764	0026365	Juvenile Accountability Block Grant	\$0
117	1798	0026395	Juvenile Justice Crime Prevention Act	\$393,911
113	0100	0026200	Institutional Services	\$7,762,619
119	1765	0026420	Ward Welfare Fund	\$40,000
121	1698	0026406	Youthful Offender Block Grant	\$594,770
<b>PUBLIC DEFENDER</b>				<b>\$8,542,986</b>
<b>Fund</b>	<b>Org</b>			
123	0100	0027000	Public Defender	\$5,471,846
126	0100	0027500	Indigent Defense	\$3,071,140
<b>SHERIFF</b>				<b>\$76,241,794</b>
<b>Fund</b>	<b>Org</b>			
128	0100	0028100	Administration	\$3,547,049
131	1703	0028600	CAL ID Program	\$415,000
133	1780	0028889	CAL-MMET Program	\$0
135	1768	0028840	Civil Process Fee	\$87,780
137	0100	0028239	Contract Cities	\$9,837,739
141	0100	0028370	Court Security	\$4,079,252
143	1743	0028869	Dedicated Funds	\$147,580
145	0100	0028300	Detention	\$31,610,003
148	1769	0028870	Driver Training Program	\$242,260
150	4081	0028509	Jail Commissary/Inmate Welfare	\$1,200,492
152	1799	0028611/ 0028312	Justice Assistance Grant	\$400,996
154	0100	0028200	Operations	\$24,233,766
156	0100	0016171	Ray Simon Training Center	\$0
158	1715	0028825	Vehicle Theft Unit	\$439,877
<b>TOTAL</b>				<b>\$140,202,980</b>



## **CEO—OFFICE OF EMERGENCY SERVICES/FIRE WARDEN**

### **MISSION STATEMENT**

The Office of Emergency Services/Office of the Fire Warden (OES/FW) is a division of the Chief Executive Office. The Assistant Director of Emergency Services leads the division. The core functions of the division include: coordination and direction of emergency preparedness, response and recovery for the Operational Area; coordination and deployment of the fire mutual aid resources; liaison with county fire agencies; and administration of the Fire Prevention Bureau.

### **OPERATIONAL PRIORITIES**

The Operational Priorities for the Chief Executive Office – Office of Emergency Services/Fire Warden for the 2011-2012 Budget Year include:

- ◆ Maintain the primary and alternate Emergency Operations Centers (EOC) at a turn-key operational level. The EOC is the central coordination point for managing large scale disasters. Equipment must be functional and staff from various agencies and disciplines must be trained to work in the EOC to coordinate local, State and Federal resources;
- ◆ Develop and integrate all-risk emergency response plans. OES/FW develops the Emergency Operation Plans and associated Emergency Functions for the County and its cities. OES/FW staff also coordinates emergency plan development with other disciplines and jurisdictions. To have an effective response to a disaster, it is important that emergency plans are integrated, reviewed and exercised. OES/FW manages the review and approval of emergency plans by the Operational Area Council and Disaster Council;
- ◆ Support the Modesto Regional Fire Authority. On January 11, 2011, the Board of Supervisors entered into a Joint Powers Agreement with the City of Modesto and Salida Fire Protection District creating the Modesto Regional Fire Authority. Offices of Emergency Services/Fire Warden staff play an integral role in developing the operational structure of this new organization;
- ◆ Comply with Federal and State emergency management mandates including the management of grant programs. OES/FW is the local agency that communicates mandated Federal and State requirements to the County, cities and other local government entities. As the Operational Area Coordinator, OES/FW is the administration point for Homeland Security and other emergency response grant programs; and
- ◆ Ensure compliance with firefighter certification and qualifications under the California Incident Command System. The OES/FW is the reporting organization between local fire agencies and the State. The certifications and qualifications are maintained to ensure minimum standards are met for local and statewide response.

**STANISLAUS COUNTY, CALIFORNIA**  
**Budget Year 2011-2012**

**CRIMINAL JUSTICE/PUBLIC PROTECTION**  
**Other Protection**



**CEO—OFFICE OF EMERGENCY SERVICES/FIRE WARDEN**

Budget Unit 0100 0015500  
General Fund

**SERVICES PROVIDED**

As the Operational Area Coordinator for Stanislaus County, the Office of Emergency Services/Fire Warden (OES/FW) is responsible for fulfilling the local government/operational area State mandates identified in the California Code of Regulations establishing the Standardized Emergency Management System (SEMS). These responsibilities include maintaining a functional Emergency Operations Center (EOC) for the Operational Area, coordination of emergency activities that exceed the day-to-day level, and coordinating mutual aid requests and communication between local government and the State. Local government is required to meet and/or exceed State mandates to be eligible for State funding of response related personnel costs during a disaster. OES ensures County compliance with Homeland Security Presidential Directives (HSPD) 5 and 8 that includes the National Incident Management System (NIMS). These directives are linked to preparedness funding, disaster management and recovery funding after a disaster.

The Fire Warden is the Fire and Rescue Operational Area Coordinator (OAC) for Stanislaus County. As the Fire and Rescue OAC, the Fire Warden is responsible for the deployment of fire mutual aid resources and the State OES fire and rescue resources maintained in Stanislaus County. The OAC is responsible for maintaining several databases that validate certifications, maintains an inventory of personnel and apparatus, provides training, and coordinates statewide deployment of local fire resources. The Fire Warden manages and directs the OES Duty Officer/Fire Resource Officer Program, which provides a duty officer to coordinate emergency activities and local fire agency assets within the geographic area of the County and Statewide 24/7. The Fire Warden is the liaison between local fire agencies and County departments; staff provides assistance to fire districts with financial issues including development impacts, revenue projections, budget analysis, fees and assessments, and represents County fire agencies on various communication committees and workgroups. The Fire Warden manages the Fire Prevention Bureau.

<b>Chief Executive Office - OES/Fire Warden</b>				
<b>Classification</b>	<b>2009-2010 Actual</b>	<b>2010-2011 Adopted Budget</b>	<b>2011-2012 Requested Proposed Budget</b>	<b>2011-2012 Recommended Proposed Budget</b>
Taxes	\$0	\$0	\$0	\$0
Licenses, Permits, Franchises	\$0	\$0	\$0	\$0
Fines, Forfeitures, Penalties	\$0	\$0	\$0	\$0
Revenue from use of Assets	\$0	\$0	\$0	\$0
Intergovernmental Revenue	\$166,584	\$230,900	\$230,000	\$230,000
Charges for Service	\$150,245	\$134,307	\$140,244	\$140,244
Miscellaneous Revenue	\$44,945	\$30,000	\$30,000	\$30,000
Other Financing Sources	\$122,618	\$1,533	\$0	\$0
<b>Total Revenue</b>	<b>\$484,392</b>	<b>\$396,740</b>	<b>\$400,244</b>	<b>\$400,244</b>
Salaries and Benefits	\$691,260	\$742,690	\$694,605	\$694,605
Services and Supplies	\$215,875	\$247,818	\$190,645	\$190,645
Other Charges	\$553,597	\$641,180	\$638,050	\$638,050
Fixed Assets				
Equipment	\$18,041	\$0	\$0	\$0
Other Financing Uses	\$25,578	\$0	\$0	\$0
Equity	\$0	\$0	\$0	\$0
Intrafund	\$63,070	\$72,336	\$17,730	\$17,730
Contingencies	\$0	\$0	\$0	\$0
<b>Gross Costs</b>	<b>\$1,567,421</b>	<b>\$1,704,024</b>	<b>\$1,541,030</b>	<b>\$1,541,030</b>
<b>Fund Balance</b>	<b>\$0</b>	<b>\$0</b>	<b>\$0</b>	<b>\$0</b>
<b>Net County Cost</b>	<b>\$1,083,029</b>	<b>\$1,307,284</b>	<b>\$1,140,786</b>	<b>\$1,140,786</b>

## PROGRAM DISCUSSION

At the proposed level of funding, the Department can maintain basic operations for the Office of Emergency Services/Fire Warden (OES/FW). Previous reductions have decreased the Department's emergency preparedness capabilities. The lack of stable funding has reduced the number of allocated positions from seven in Fiscal Year 2008-2009 to four positions for Fiscal Year 2011-2012. The reduction of three positions limits the ability to:

- ◆ Manage the Emergency Operations Center and local disasters;
- ◆ Lead and support local plan development specific to emergency preparedness;
- ◆ Meet State and Federal mandates; and
- ◆ Provide 24 hour on-call services as the Fire and Rescue Mutual Aid Coordinator and Operational Area Coordinator for emergency services.

If the Federal government does not continue the current level of funding for the Emergency Management Performance Grant (EMPG) and Homeland Security Grants, OES/FW's budget and operational levels will be impacted. The EMPG is a 50% match grant incorporated into the OES budget as revenue and provides funding for staff and EOC support. OES/FW has leveraged the Homeland Security funding for plan development, equipment and training. If there is a reduction in Homeland Security Grants, emergency planning projects, National Incident Management System/Incident Command System training, and the ability to maintain EOC capabilities will be negatively impacted.

On January 11, 2011, the Board of Supervisors entered into a Joint Powers Agreement with the City of Modesto and the Salida Fire Protection District creating the Modesto Regional Fire Authority. Offices of Emergency Services/Fire Warden Staff play an integral role in developing the operational structure of this new organization. All existing OES/FW staff will function as Modesto Regional Fire Authority employees. A transition plan to transfer a total of three employees to the new agency, one from this budget, was presented to the Board of Supervisors for consideration in late May, 2011.

As a result of staff and expenditure reductions, OES/FW is able to maintain current operational levels and meet the targeted reduction for Budget Year 2011-2012. However, OES/FW anticipates using the carry-over funding from Fiscal Year 2009-2010 to support projected shortfalls in Budget Years 2012-2013 and 2013-2014.

## **STAFFING IMPACTS**

The Board of Supervisors considered a recommendation on May 24, 2011, deleting three filled positions as part of the Modesto Regional Fire Authority transition effective June 21, 2011. One of the impacted positions is from this budget.

Total current authorized positions effective June 21, 2011—4

There are no recommended changes to the current level of staffing in the Proposed Budget.

Total recommended authorized positions—4

## **RECOMMENDED PROPOSED BUDGET**

It is recommended that a budget of \$1,541,030 be approved for the Chief Executive Office – Office of Emergency Services/Fire Warden. The net county cost contribution for this budget was reduced approximately 12.7% or \$166,498 from the Fiscal Year 2010-2011 Adopted Final Budget level. At this level of funding the Department achieves its net county cost reduction by staff and expenditure reductions. This budget is funded from \$400,244 in estimated department revenue and a \$1,140,786 contribution from the General Fund.



**STANISLAUS COUNTY, CALIFORNIA**  
**Budget Year 2011-2012**

---

**CRIMINAL JUSTICE/PUBLIC PROTECTION**  
**Fire Protection**



**CHIEF EXECUTIVE OFFICE—COUNTY FIRE SERVICE FUND**

Budget Unit 1725 0017100  
Special Revenue Fund

**SERVICES PROVIDED**

Revenue from the less-than-countywide property taxes (also referred to as the County Fire Service Fund), collected throughout the County, is used to provide support services to fire agencies in the unincorporated areas and cities in Stanislaus County (except Modesto and Turlock). The funding is intended to ensure the provision of fire support services through the County Fire Service Fund.

In 2005, the Stanislaus County Fire Authority, a joint powers agreement comprised of all agencies providing fire protection services within Stanislaus County, was formed to facilitate cooperation among the fire agencies and the County related to the allocation and use of the less-than-countywide fire tax. The Board of Supervisors recognized these efforts and is a member of the joint powers agreement. The Fire Authority prepares an annual business plan to define service levels and performance expectations for the use of these revenues. The services provided include Administrative/Finance support services, Fire Investigations, Fire Prevention, Fire Communications, Fire Training and Emergency Medical Services support.

**CASH BALANCE**

As of July 1, 2011, this fund is projected to have a positive cash balance of \$906,573 compared to the July 1, 2010 fund balance of \$981,574. The Department relies on fund balance to balance its annual operating budget and fund service contracts. The decrease in the cash balance compared to last year is the result of declining property taxes and fire prevention fees. Priorities and service levels have been re-evaluated to ensure the continuation of critical services.

<b>Chief Executive Office - County Fire Service Fund</b>				
<b>Classification</b>	<b>2009-2010 Actual</b>	<b>2010-2011 Adopted Budget</b>	<b>2011-2012 Requested Proposed Budget</b>	<b>2011-2012 Recommended Proposed Budget</b>
Taxes	\$986,349	\$985,193	\$1,075,775	\$1,075,775
Licenses, Permits, Franchises	\$0	\$0	\$0	\$0
Fines, Forfeitures, Penalties	\$0	\$0	\$0	\$0
Revenue from use of Assets	\$389	\$0	\$0	\$0
Intergovernmental Revenue	\$17,989	\$16,000	\$16,000	\$16,000
Charges for Service	\$136,786	\$135,000	\$150,000	\$150,000
Miscellaneous Revenue	\$17,374	\$17,000	\$15,000	\$15,000
Other Financing Sources	\$0	\$0	\$0	\$0
<b>Total Revenue</b>	<b>\$1,158,887</b>	<b>\$1,153,193</b>	<b>\$1,256,775</b>	<b>\$1,256,775</b>
Salaries and Benefits	\$456,866	\$533,391	\$461,493	\$461,493
Services and Supplies	\$82,783	\$85,765	\$717,929	\$717,929
Other Charges	\$1,020,755	\$1,010,688	\$849,657	\$849,657
Fixed Assets	\$0	\$0	\$0	\$0
Other Financing Uses	\$15,037	\$0	\$0	\$0
Equity	\$0	\$0	\$0	\$0
Intrafund	\$0	\$0	\$0	\$0
Contingencies	\$0	\$0	\$0	\$0
<b>Gross Costs</b>	<b>\$1,575,441</b>	<b>\$1,629,844</b>	<b>\$2,029,079</b>	<b>\$2,029,079</b>
<b>Fund Balance</b>	<b>\$125,554</b>	<b>\$211,841</b>	<b>\$150,000</b>	<b>\$150,000</b>
<b>Net County Cost</b>	<b>\$291,000</b>	<b>\$264,810</b>	<b>\$622,304</b>	<b>\$622,304</b>

## PROGRAM DISCUSSION

At the proposed level of funding, the Department will maintain the highest prioritized services identified by the fire agencies in Stanislaus County only with the planned use of fund balance. These programs are Fire Prevention, Fire Investigations, Fire Communications, Fire Training, Emergency Medical Services support, and Administrative support. These programs are important to the success of local fire agencies, many of whom are severely under-funded and rely on the support provided by these services. The Fire Authority representatives recognize that the programs are not sustainable long term without the use of fund balance, and therefore have committed to seeking opportunities for increasing revenues or restructuring the services provided.

In January 2011 the Stanislaus County Board of Supervisors, the City of Modesto and the Salida Fire Protection District unanimously approved their participation in the Modesto Regional Fire Authority (Regional Fire) Joint Powers Agreement (JPA). With the approval of the JPA, the County established that the programs funded through the County Fire Service Fund will be provided by the members of Modesto Regional Fire Authority. Additionally, the County agreed to provide additional funding to support the regional concept for fire protection and related emergency services. The Board recognizes the need to provide critical fire and emergency services in the most cost effective and efficient manner accomplished with inter-agency cooperation. The JPA is creating an implementation plan for the future which will include a provision for the potential to partner with other jurisdictions. There are fire district boards that have already formally expressed their interest in participating in the JPA.

Funding at the proposed level will allow Modesto Regional Fire Authority to provide services on a regional basis to all the fire agencies in the County. A reduction in service levels occurred during the 2010-2011 Fiscal Year with the elimination of a component of the Administrative/Finance Support program that is administered through the Fire Warden's Office. All existing Office of Emergency Services/Fire Warden staff will function as Modesto Regional Fire Authority employees. As of May 24, 2011 the Board of Supervisors approved a reduction-in-force action to transfer a total of three employees to the new agency, two of the impacted positions are from this budget.

## **STAFFING IMPACTS**

The Board of Supervisors considered a recommendation on May 24, 2011, deleting three filled positions as part of the Modesto Regional Fire Authority transition effective June 21, 2011. Two of the impacted positions are from this budget.

Total current authorized positions effective June 21, 2011— 2

There are no recommended changes to the current level of staffing in the Proposed Budget.

Total recommended authorized positions— 2

## **SUMMARY OF THE RECOMMENDED BUDGET**

It is recommended that a budget of \$2,029,079 be approved for the Chief Executive Office – County Fire Service Fund. This budget is funded from \$1,256,775 in estimated department revenue, \$150,000 in departmental fund balance and a \$622,304 contribution from the General Fund.

**STANISLAUS COUNTY, CALIFORNIA**  
**Budget Year 2011-2012**



**CRIMINAL JUSTICE/PUBLIC PROTECTION**  
**Judicial**

**CHIEF EXECUTIVE OFFICE—COURTHOUSE CONSTRUCTION FUND**

Budget Unit 2025 0061301  
 Capital Projects Fund

**SERVICES PROVIDED**

This budget in the Capital Projects Fund provides for the revenue that is used for lease costs for the civil courtrooms located on the 4<sup>th</sup> and 6<sup>th</sup> floors of the building at 801 Tenth Street. This budget does not receive local discretionary General Fund revenue. It is funded from an additional penalty assessment for fines that are imposed by the Superior Court in accordance with State law. A change in the law as of January 1, 2004 requires use of these funds be approved by the Administrative Office of the Courts. Approval from the State was granted on May 19, 2009 to use these funds for the lease costs for the 4<sup>th</sup> and 6<sup>th</sup> floors of the building located at 801 Tenth Street.

**CASH BALANCE**

As of July 1, 2011, this fund is projected to have a positive cash balance of approximately \$2.9 million, compared to the July 1, 2010 positive cash balance of \$2,440,553. The increase is the result of additional penalty assessment revenue for fines imposed by the Superior Court.

<b>Chief Executive Office - Courthouse Construction Fund</b>				
<b>Classification</b>	<b>2009-2010 Actual</b>	<b>2010-2011 Adopted Budget</b>	<b>2011-2012 Requested Proposed Budget</b>	<b>2011-2012 Recommended Proposed Budget</b>
Taxes	\$0	\$0	\$0	\$0
Licenses, Permits, Franchises	\$0	\$0	\$0	\$0
Fines, Forfeitures, Penalties	\$779,687	\$700,000	\$700,000	\$700,000
Revenue from use of Assets	\$27,381	\$50,000	\$50,000	\$50,000
Intergovernmental Revenue	\$0	\$0	\$0	\$0
Charges for Service	\$0	\$0	\$0	\$0
Miscellaneous Revenue	\$0	\$0	\$0	\$0
Other Financing Sources	\$0	\$0	\$0	\$0
<b>Total Revenue</b>	<b>\$807,068</b>	<b>\$750,000</b>	<b>\$750,000</b>	<b>\$750,000</b>
Salaries and Benefits	\$0	\$0	\$0	\$0
Services and Supplies	\$310,625	\$319,943	\$329,542	\$329,542
Other Charges	\$0	\$0	\$0	\$0
Fixed Assets	\$0	\$0	\$0	\$0
Other Financing Uses	\$78,205	\$0	\$0	\$0
Equity	\$0	\$0	\$0	\$0
Intrafund	\$0	\$0	\$0	\$0
Contingencies	\$0	\$0	\$0	\$0
<b>Gross Costs</b>	<b>\$388,830</b>	<b>\$319,943</b>	<b>\$329,542</b>	<b>\$329,542</b>
<b>Fund Balance</b>	<b>(\$418,238)</b>	<b>(\$430,057)</b>	<b>(\$420,458)</b>	<b>(\$420,458)</b>
<b>Net County Cost</b>	<b>\$0</b>	<b>\$0</b>	<b>\$0</b>	<b>\$0</b>

**PROGRAM DISCUSSION**

At the proposed level of funding, the lease costs for civil court space located on the 4<sup>th</sup> and 6<sup>th</sup> Floors at 801 Tenth Street are provided to accommodate the new judgeships authorized under AB 159. The Board of Supervisors approved the Memoranda of Understanding for the payment of lease and tenant

improvement costs for this space on May 19, 2009. These leases obligate the use of \$5,302,260 of Courthouse Construction Funds through Fiscal Year 2018-2019.

The County has successfully transferred all court facilities to the State Administrative Office of the Courts. The Traffic Court was the first facility to transfer to the State and the lease costs were included in the annual County Facilities Payment (CFP) to the Administrative Office of the Courts. The lease expired in December 2009 at which time the payment became an obligation of the General Fund in the County Court Funding budget rather than this Courthouse Construction Fund.

#### **STAFFING IMPACTS**

Total current authorized position — 0

#### **RECOMMENDED PROPOSED BUDGET**

It is recommended that a budget of \$329,542 be approved for the Chief Executive Office – Courthouse Construction Fund. This budget is funded from \$750,000 in estimated penalty assessment revenue and interest earnings, resulting in a positive contribution to fund balance of \$420,458.

**STANISLAUS COUNTY, CALIFORNIA**  
**Budget Year 2011-2012**



**CRIMINAL JUSTICE/PUBLIC PROTECTION**  
**Judicial**

**CHIEF EXECUTIVE OFFICE—CRIMINAL JUSTICE FACILITIES FUND**

Budget Unit 2026 0061303  
 Capital Projects Fund

**SERVICES PROVIDED**

This budget funds a portion of the cost of Law Library rent and a portion of the Public Defender's 12<sup>th</sup> Street Office and Parking Garage share of debt service payments. It is funded from a dedicated revenue source associated with an additional penalty assessment for fines that are imposed by the Superior Court in accordance with State law. These funds can also be used to refurbish and replace criminal justice related facilities as the needs arise and to develop and improve electronic information.

**CASH BALANCE**

As of July 1, 2011, this fund is projected to have a positive cash balance of approximately \$2.6 million, compared to the July 1, 2010 positive balance of \$5,052,595. The decrease is the result of a cash transfer that took place in the 2010-2011 Fiscal Year for the Juvenile Commitment Center.

<b>Chief Executive Office - Criminal Justice Facilities Fund</b>				
<b>Classification</b>	<b>2009-2010 Actual</b>	<b>2010-2011 Adopted Budget</b>	<b>2011-2012 Requested Proposed Budget</b>	<b>2011-2012 Recommended Proposed Budget</b>
Taxes	\$0	\$0	\$0	\$0
Licenses, Permits, Franchises	\$0	\$0	\$0	\$0
Fines, Forfeitures, Penalties	\$935,900	\$875,000	\$875,000	\$875,000
Revenue from use of Assets	\$57,569	\$75,000	\$50,000	\$50,000
Intergovernmental Revenue	\$0	\$0	\$0	\$0
Charges for Service	\$0	\$0	\$0	\$0
Miscellaneous Revenue	\$0	\$0	\$0	\$0
Other Financing Sources	\$0	\$0	\$0	\$0
<b>Total Revenue</b>	<b>\$993,469</b>	<b>\$950,000</b>	<b>\$925,000</b>	<b>\$925,000</b>
Salaries and Benefits	\$0	\$0	\$0	\$0
Services and Supplies	\$3,522	\$0	\$53,000	\$53,000
Other Charges	\$32,221	\$82,220	\$82,220	\$82,220
Fixed Assets	\$0	\$0	\$0	\$0
Other Financing Uses	\$514,996	\$517,780	\$500,328	\$500,328
Equity	\$0	\$0	\$0	\$0
Intrafund	\$0	\$0	\$0	\$0
Contingencies	\$0	\$0	\$0	\$0
<b>Gross Costs</b>	<b>\$550,739</b>	<b>\$600,000</b>	<b>\$635,548</b>	<b>\$635,548</b>
<b>Fund Balance</b>	<b>(\$442,730)</b>	<b>(\$350,000)</b>	<b>(\$289,452)</b>	<b>(\$289,452)</b>
<b>Net County Cost</b>	<b>\$0</b>	<b>\$0</b>	<b>\$0</b>	<b>\$0</b>

**PROGRAM DISCUSSION**

At the proposed level of funding, a portion of the rent obligation for the Law Library and the debt service obligation for the Public Defender and the 12<sup>th</sup> Street Office and Parking Garage will be funded. The Law Library rent of \$32,220 represents approximately 38% of the County's contribution to rent costs and reflects the proportional amount of overall Law Library costs that are criminal related. The remaining County contribution toward the rent is funded in the County Match budget. This budget also

funds the Public Defender's share of the debt service for the building located at 1021 I Street of \$150,328, and a portion of the 12<sup>th</sup> Street Office and Parking Garage ongoing debt service of \$350,000.

In addition, \$50,000 is allocated to funding the Geographical Information System (GIS) for the Sheriff's Department and Stanislaus Regional 911. GIS leverages the massive amount of location-based data collected each day to create actionable intelligence that law enforcement and emergency agencies can use and share. It combines layers of data about a location to give a better understanding of that location and what is occurring around it. It is also a valuable tool when it comes to managing and analyzing data and its broad availability. Through the use of GIS, these agencies are able to quickly determine approximate extent of damages and generate maps and reports that help officers, first responders, and other personnel.

### **STAFFING IMPACTS**

Total current authorized positions— 0

### **RECOMMENDED PROPOSED BUDGET**

It is recommended that a budget of \$635,548 be approved for the Chief Executive Office – Criminal Justice Facilities Fund. This budget is funded from \$925,000 in estimated penalty assessment revenue and interest earnings, resulting in a positive contribution to fund balance of \$289,452.

**STANISLAUS COUNTY, CALIFORNIA**  
**Budget Year 2011-2012**



**CRIMINAL JUSTICE/PUBLIC PROTECTION**  
**Judicial**

**CHIEF EXECUTIVE OFFICE—COUNTY COURT FUNDING**

Budget Unit 0100 0016120  
 General Fund

**SERVICES PROVIDED**

The Lockyer-Isenberg Trial Court Funding Act (AB 233) as amended, in Section 77200 of the Government Code, legislated the financial separation between the Superior Court and county governments. As a result, the State bears sole responsibility for the funding of court operations incurred by the local trial court. The Code also requires that counties provide an annual payment to the State to maintain the level of service provided prior to the separation (also known as Maintenance of Effort obligation). Counties are still responsible for the collection of Court fines and fees, but must return to the State one half of the revenue received that is in excess of the revenue portion of the maintenance of effort obligation. As of Fiscal Year 2008-2009, ownership of and responsibility for the operation and maintenance of all court facilities was transferred to the State. In lieu of funding the building maintenance and utility costs, the County is required to make an annual County Facilities Payment (CFP) to the State for each of the facilities.

<b>Chief Executive Office - County Court Funding</b>				
<b>Classification</b>	<b>2009-2010 Actual</b>	<b>2010-2011 Adopted Budget</b>	<b>2011-2012 Requested Proposed Budget</b>	<b>2011-2012 Recommended Proposed Budget</b>
Taxes	\$0	\$0	\$0	\$0
Licenses, Permits, Franchises	\$0	\$0	\$0	\$0
Fines, Forfeitures, Penalties	\$4,020,177	\$3,824,000	\$4,082,000	\$4,082,000
Revenue from use of Assets	\$152,070	\$192,000	\$137,000	\$137,000
Intergovernmental Revenue	\$0	\$0	\$0	\$0
Charges for Service	\$351,838	\$420,000	\$343,000	\$343,000
Miscellaneous Revenue	\$123,981	\$138,000	\$142,500	\$142,500
Other Financing Sources	\$78,205	\$0	\$0	\$0
<b>Total Revenue</b>	<b>\$4,726,271</b>	<b>\$4,574,000</b>	<b>\$4,704,500</b>	<b>\$4,704,500</b>
Salaries and Benefits	\$0	\$0	\$0	\$0
Services and Supplies	\$126,657	\$192,897	\$204,146	\$204,146
Other Charges	\$6,100,272	\$6,048,563	\$6,187,954	\$6,187,954
Fixed Assets	\$0	\$0	\$0	\$0
Other Financing Uses	\$0	\$0	\$0	\$0
Equity	\$0	\$0	\$0	\$0
Intrafund	\$426,067	\$407,540	\$387,400	\$387,400
Contingencies	\$0	\$0	\$0	\$0
<b>Gross Costs</b>	<b>\$6,652,996</b>	<b>\$6,649,000</b>	<b>\$6,779,500</b>	<b>\$6,779,500</b>
Fund Balance	\$0	\$0	\$0	\$0
<b>Net County Cost</b>	<b>\$1,926,725</b>	<b>\$2,075,000</b>	<b>\$2,075,000</b>	<b>\$2,075,000</b>

**PROGRAM DISCUSSION**

At the proposed level of funding, the County's legally mandated obligation to fund its court-related obligations will be met. The base maintenance of effort (MOE) obligation for Stanislaus County as prescribed by Section 77201.3 of the Government Code is \$4,586,223 on an annual basis. This includes an operations portion of the MOE obligation of \$3.5 million and a Fines and Forfeitures revenue portion of the MOE obligation in the amount of \$1.1 million. Additionally, approximately \$875,000 is anticipated in revenue that must be sent to the State over and above the revenue



maintenance of effort obligation. The annual CFP of approximately \$701,000 to cover the operations and maintenance of the court facilities and \$375,000 in costs associated with the collection of fine and fee payments are the other major budget expenditures. The County maintains an equity interest in the Modesto Main Courthouse and is responsible for the utility and maintenance costs in this area as well as minor maintenance costs for court space at the Juvenile Hall facility and Department 16 and IV-D rooms at 801 11<sup>th</sup> Street. The total budget request is \$6,779,500 to provide trial court services.

The costs of this budget are primarily funded by court related revenue associated with the collection of fines and fees. Additionally, lease revenue is received from the State Administrative Office of the Courts for space occupied by the Courts at the Hall of Records at 801 11<sup>th</sup> Street and at Juvenile Hall. Finally, a contribution of approximately \$2.1 million from the County's General Fund is required.

### **STAFFING IMPACTS**

Total current authorized positions— 0

### **RECOMMENDED PROPOSED BUDGET**

It is recommended that a budget of \$6,779,500 be approved for the Chief Executive Office – County Court Funding. Since the County is required by law to provide a payment to the State in order to maintain certain levels of service, the net county cost contribution for this budget remains the same as the Fiscal Year 2010-2011 Adopted Final Budget. In addition to the \$2,075,000 General Fund contribution, the budget will be funded from \$4,704,500 in estimated department revenue collected from court fines and fees and lease revenue from the State Administrative Office of the Courts.

**STANISLAUS COUNTY, CALIFORNIA**  
**Budget Year 2011-2012**



**CRIMINAL JUSTICE/PUBLIC PROTECTION**  
**Police Protection**

**CHIEF EXECUTIVE OFFICE—DEPARTMENT OF JUSTICE DRUG AND ALCOHOL**

Budget Unit 1726 0017200  
 Special Revenue Fund

**SERVICES PROVIDED**

This budget provides the resources required for blood and alcohol analysis for use by Stanislaus County law enforcement in the determination of test results for drug and alcohol testing. This is needed to ensure the ultimate prosecution of offenders.

**CASH BALANCE**

As of July 1, 2011, this fund is projected to have a positive cash balance of approximately \$98,000, compared to the July 1, 2010 positive balance of \$29,029. The increase in cash is the result of increased fees collected from fines paid by individuals who have been convicted of driving under the influence of drug or alcohol.

<b>Chief Executive Office - DOJ Drug &amp; Alcohol</b>				
<b>Classification</b>	<b>2009-2010 Actual</b>	<b>2010-2011 Adopted Budget</b>	<b>2011-2012 Requested Proposed Budget</b>	<b>2011-2012 Recommended Proposed Budget</b>
Taxes	\$0	\$0	\$0	\$0
Licenses, Permits, Franchises	\$0	\$0	\$0	\$0
Fines, Forfeitures, Penalties	\$64,484	\$59,537	\$84,067	\$84,067
Revenue from use of Assets	\$0	\$0	\$0	\$0
Intergovernmental Revenue	\$0	\$0	\$0	\$0
Charges for Service	\$0	\$0	\$0	\$0
Miscellaneous Revenue	\$0	\$0	\$0	\$0
Other Financing Sources	\$0	\$25,000	\$0	\$0
<b>Total Revenue</b>	<b>\$64,484</b>	<b>\$84,537</b>	<b>\$84,067</b>	<b>\$84,067</b>
Salaries and Benefits	\$0	\$0	\$0	\$0
Services and Supplies	\$127,353	\$140,000	\$140,000	\$140,000
Other Charges	\$122	\$80	(\$390)	(\$390)
Fixed Assets	\$0	\$0	\$0	\$0
Other Financing Uses	\$0	\$0	\$0	\$0
Equity	\$0	\$0	\$0	\$0
Intrafund	\$0	\$0	\$0	\$0
Contingencies	\$0	\$0	\$0	\$0
<b>Gross Costs</b>	<b>\$127,475</b>	<b>\$140,080</b>	<b>\$139,610</b>	<b>\$139,610</b>
<b>Fund Balance</b>	<b>\$1,955</b>	<b>\$0</b>	<b>\$0</b>	<b>\$0</b>
<b>Net County Cost</b>	<b>\$61,036</b>	<b>\$55,543</b>	<b>\$55,543</b>	<b>\$55,543</b>

**PROGRAM DISCUSSION**

At the proposed level of funding, the Department can maintain funding of drug and alcohol tests by law enforcement agencies in Stanislaus County. The last fiscal year has seen a significant increase in fines collected. This is due in large part to the efforts of the Treasurer's Revenue Recovery division implementing new techniques that have improved the effectiveness of collections. This trend is projected to continue in the 2011-2012 Budget Year. This fund was established in 1993, and revenue in this fund is received from Controlled Substance fines.

**STAFFING IMPACTS**

Total current authorized positions— 0

**RECOMMENDED PROPOSED BUDGET**

It is recommended that a budget of \$139,610 be approved for the Chief Executive Office – DOJ Drug and Alcohol. This budget is funded from \$84,067 in estimated department revenue and a \$55,543 contribution from the General Fund.

**STANISLAUS COUNTY, CALIFORNIA**  
**Budget Year 2011-2012**



**CRIMINAL JUSTICE/PUBLIC PROTECTION**  
**Hospital Care**

**CHIEF EXECUTIVE OFFICE—JAIL MEDICAL PROGRAM**

Budget Unit 0100 0017400  
 General Fund

**SERVICES PROVIDED**

The Jail Medical budget provides for medical, dental and mental health services to adult and juvenile detention populations. The contract for these services is between the County and California Correct Care Solutions (CCS), PC. The base contract funds the health care delivery system for 1,300 inmates and detainees housed at the Men’s Jail, Public Safety Center, Honor Farm and Juvenile Hall. The five-year contract with California CCS was approved by the Board of Supervisors on April 28, 2009, and a revision was approved on September 21, 2010, to reflect a reduction in the number of beds available at the Honor Farm. Included in the contract is the option to extend for two additional years upon mutual agreement.

<b>Chief Executive Office - Jail Medical</b>				
<b>Classification</b>	<b>2009-2010 Actual</b>	<b>2010-2011 Adopted Budget</b>	<b>2011-2012 Requested Proposed Budget</b>	<b>2011-2012 Recommended Proposed Budget</b>
Taxes	\$0	\$0	\$0	\$0
Licenses, Permits, Franchises	\$0	\$0	\$0	\$0
Fines, Forfeitures, Penalties	\$0	\$0	\$0	\$0
Revenue from use of Assets	\$0	\$0	\$0	\$0
Intergovernmental Revenue	\$0	\$0	\$0	\$0
Charges for Service	\$0	\$0	\$0	\$0
Miscellaneous Revenue	\$18,202	\$0	\$0	\$0
Other Financing Sources	\$0	\$0	\$0	\$0
<b>Total Revenue</b>	<b>\$18,202</b>	<b>\$0</b>	<b>\$0</b>	<b>\$0</b>
Salaries and Benefits	\$0	\$0	\$0	\$0
Services and Supplies	\$7,176,697	\$7,600,000	\$7,602,566	\$7,602,566
Other Charges	\$0	\$0	\$0	\$0
Fixed Assets	\$0	\$0	\$0	\$0
Other Financing Uses	\$0	\$0	\$0	\$0
Equity	\$0	\$0	\$0	\$0
Intrafund	\$0	\$0	\$0	\$0
Contingencies	\$0	\$0	\$0	\$0
<b>Gross Costs</b>	<b>\$7,176,697</b>	<b>\$7,600,000</b>	<b>\$7,602,566</b>	<b>\$7,602,566</b>
<b>Fund Balance</b>	<b>\$0</b>	<b>\$0</b>	<b>\$0</b>	<b>\$0</b>
<b>Net County Cost</b>	<b>\$7,158,495</b>	<b>\$7,600,000</b>	<b>\$7,602,566</b>	<b>\$7,602,566</b>

**PROGRAM DISCUSSION**

At the proposed level of funding, medical, dental, vision and mental health services will be provided for all inmates and detainees in the custodial facilities. Under the current contract between the County and California CCS, PC, the base rate increases by five percent each year, bringing the 2011-2012 contract to \$7,547,320. This amount takes into consideration three changes that occurred in the past fiscal year that resulted in a net reduction of \$307,826 to the original contract before the application of the five percent increase. The adjustment reflects a decrease due to the reduction in beds at the Honor Farm; a slight increase in the cost of providing psychiatric services at Juvenile Hall and an increase for the provision of additional staff as un-sentenced female inmates were moved to the Minimum Housing Unit, a separate building at the Public Safety Center.

In addition to the California CCS contract, \$55,246 is budgeted for psychiatric medication costs at Juvenile Hall, which are not included in the base budget. This brings the total request for the Jail Medical budget to \$7,602,566.

**STAFFING IMPACTS**

Total current authorized positions— 0

**RECOMMENDED PROPOSED BUDGET**

It is recommended that a budget of \$7,602,566 be approved for the Chief Executive Office – Jail Medical Program to be fully funded from the General Fund. The net county cost contribution for this budget was increased by \$2,566 because of the fixed-cost contract for these mandated services.



## **DISTRICT ATTORNEY**

### **MISSION STATEMENT**

The employees of the Stanislaus County District Attorney, in partnership with the Community we serve, are dedicated to the pursuit of truth, justice and protection of the innocent, and the prevention of crime through the vigorous and professional prosecution of those who violate the law.

### **OPERATIONAL PRIORITIES**

The overarching duty of the District Attorney is to effectively represent the People of the State of California – both in criminal and quasi-criminal cases – and to provide support and assistance to crime victims. While resources may diminish, the number of crime victims will not. Coupled with the passage of Proposition 9, the “Victims’ Bill of Rights Act of 2008: Marsy’s Law,” our duties and obligations to crime victims remain paramount. Coordination with, and participation in, task forces remains an effective mechanism for the Department to investigate and prosecute major criminal activity. Efficient and proactive use of technology has been identified as a major tool that allows the Department to achieve its goals.

The Operational Priorities for the District Attorney for the 2011-2012 Budget Year include:

- ◆ Provide effective representation in court for the People of the State of California;
- ◆ Provide the necessary tools to make Prosecutors, Investigators and staff more effective and sustain training levels in-house given the lack of funding for other training;
- ◆ Maintain and enhance technology;
- ◆ Assist victims of crime and reduce the trauma of victimization; and
- ◆ Focus resources on major areas of criminal activity (such as gangs and real estate fraud) while partnering with other agencies such as the Federal Bureau of Investigation in task forces oriented towards enhanced investigation and prosecution of these major crime areas.

**STANISLAUS COUNTY, CALIFORNIA**  
**Budget Year 2011-2012**  
**CRIMINAL JUSTICE/PUBLIC PROTECTION**  
**Judicial**



**DISTRICT ATTORNEY—CRIMINAL DIVISION**

Budget Unit 0100 0023100  
 General Fund

**SERVICES PROVIDED**

The primary responsibility of the District Attorney is to see that justice is accomplished within the framework of the United States Constitution, the California Constitution, and the laws of the State of California. This office prosecutes adults and juveniles who violate California law, provides services to victims and witnesses to ensure their fair treatment within the criminal justice system, and – at much reduced levels - provides training for law enforcement agencies and educational presentations for the community at large. The District Attorney works with local, State and Federal law enforcement/government agencies in an effort to more effectively meet the objectives of securing justice and protecting public safety.

<b>District Attorney - Criminal Division</b>				
<b>Classification</b>	<b>2009-2010 Actual</b>	<b>2010-2011 Adopted Budget</b>	<b>2011-2012 Requested Proposed Budget</b>	<b>2011-2012 Recommended Proposed Budget</b>
Taxes	\$0	\$0	\$0	\$0
Licenses, Permits, Franchises	\$0	\$0	\$0	\$0
Fines, Forfeitures, Penalties	\$0	\$5,000	\$0	\$0
Revenue from use of Assets	\$0	\$0	\$0	\$0
Intergovernmental Revenue	\$367,637	\$383,187	\$125,000	\$125,000
Charges for Service	\$482,186	\$399,088	\$542,063	\$542,063
Miscellaneous Revenue	\$0	\$0	\$0	\$0
Other Financing Sources	\$33,099	\$0	\$0	\$0
<b>Total Revenue</b>	<b>\$882,922</b>	<b>\$787,275</b>	<b>\$667,063</b>	<b>\$667,063</b>
Salaries and Benefits	\$11,670,180	\$11,393,544	\$10,886,494	\$10,886,494
Services and Supplies	\$535,241	\$588,000	\$562,147	\$562,147
Other Charges	\$607,510	\$506,850	\$601,288	\$601,288
Fixed Assets	\$0	\$0	\$0	\$0
Other Financing Uses	\$445,146	\$0	\$0	\$0
Equity	\$0	\$0	\$0	\$0
Intrafund	\$303,664	\$306,150	\$104,960	\$104,960
Contingencies	\$0	\$0	\$0	\$0
<b>Gross Costs</b>	<b>\$13,561,741</b>	<b>\$12,794,544</b>	<b>\$12,154,889</b>	<b>\$12,154,889</b>
Fund Balance	\$0	\$0	\$0	\$0
<b>Net County Cost</b>	<b>\$12,678,819</b>	<b>\$12,007,269</b>	<b>\$11,487,826</b>	<b>\$11,487,826</b>

**PROGRAM DISCUSSION**

The proposed level of funding in Fiscal Year 2011-2012 presents significant challenges for the Department—especially in light of the prospective loss of Vehicle License Fee (VLF) funding from the State which has previously funded critical positions. As noted in last year’s Proposed Budget submission, the Department had already sustained a loss of 16% of the workforce over the past few years. That number has now reached 20% for General Fund positions and 25% in overall staffing. Due to a significant number of unexpected retirements and departures, the Department has avoided reductions-in-force (RIFs); the budget reductions have been absorbed through salary savings resulting from attrition.

The Department has taken aggressive and significant steps to control and reduce costs and consolidate whenever possible. For example, the duties of two Confidential Assistants who retired in March, 2011 were redistributed to other department personnel. Additionally, a pre-complaint misdemeanor diversion program was initiated in November 2010 in an effort to reduce the number of misdemeanor cases filed in court. The goal was to reduce caseloads and costs for the District Attorney's and Public Defender's offices as well as the Superior Court.

In an effort to reduce expenses, the Department scaled back assigning prosecutors to attend parole hearings in order to argue against the release of convicted murderers. These hearings are held at prisons throughout the entire State. In lieu of attending, a letter in opposition would be sent in cases where it was determined there was little likelihood of the Parole Board granting a murderer a release date. Unfortunately, Stanislaus County has had more than five convicted murderers granted parole in just over two years. In light of this danger to public safety, the District Attorney's Office must resume a consistent practice of sending prosecutors to attend parole hearings. There are budget impacts to this decision as a result of travel expenses and the need for adequate staffing. Three to five hearings are scheduled each month (about a third get re-scheduled) and they occur at prisons as far away as Pelican Bay Prison in Crescent City (Del Norte County) and Calipatria State Prison in Imperial County.

With additional recent vacancies, the Department has reached critically low staffing levels. The current staffing level of 33 Deputy District Attorneys is the same level as in 1994. Two Deputy District Attorney vacancies will be filled at the beginning of Budget Year 2011-2012 even though there exists the possibility of more reductions in 2012-2013. It takes an extended period of time for a Deputy District Attorney to garner adequate experience to become truly proficient in felony criminal prosecution; the Department cannot afford to wait to fill vacancies given the ongoing level of attrition being experienced.

Carryover funds from Fiscal Year 2009-2010 have been identified as a necessary one-time funding source to hire additional non-attorney staff—the exact configuration of positions remains to be determined. Clerical support has diminished over the years, but both the diversion program and the current effort to scan both open and archived case files into an electronic format have placed increased work on clerical support staff. The Department is also considering filling a newly vacant Application Specialist position in the Information Technology (IT) division, given the many projects currently underway by IT and its mission-critical function.

The Department will lose two Criminal Investigators to retirement by the time of the Final Budget in September 2011. The District Attorney's Investigations Bureau will have been reduced to a total of 13 investigators from a high of 20 in 2006. Given the highly complex and confidential investigations they undertake, in addition to providing general follow up investigation for criminal cases and their critical trial support function, the Department is considering the option of turning to part-time, extra help investigators as an interim solution in the current budget crisis. This could allow the use of salary savings to fill these positions.

The loss of Vehicle License Fee (VLF) funding has resulted in moving the individuals formerly funded through the Vertical Prosecution block grant into General Fund vacancies. In addition, the Supplemental Law Enforcement Services Fund (SLESF) is also funded by VLF, and while funding was received in Fiscal Year 2010-2011, it is anticipated that unless the VLF is renewed, this funding stream will also disappear in Budget Year 2011-2012. This means approximately \$400,000 less in revenues for the Department. The Vertical Prosecution block grant has also been partially funded by County Match, and it is requested that the County Match continue to be provided in order to partially mitigate the loss of the VLF funds. The future of the VLF obviously remains in doubt.

The current objective of the Department is to remain within the budgeted funds allocated and to incorporate the use of carryover funds in order to maintain minimum staffing levels for Budget Year 2011-2012. The amount of carryover available from Fiscal Years 2009-2010 and 2010-2011 assumes many adjustments prior to year-end and could fluctuate significantly. Current estimates place the carry forward at \$375,000.



## **STAFFING IMPACTS**

Total current authorized positions— 105

There are no recommended changes to the current level of staffing.

Total recommended authorized positions— 105

## **RECOMMENDED PROPOSED BUDGET**

It is recommended that a budget of \$12,154,889 be approved for the District Attorney – Criminal Division. The net county cost contribution for this budget was reduced over 4% or \$519,443 from the Fiscal Year 2010-2011 Adopted Final Budget level. At this level of funding the Department achieves its net county cost reduction primarily through salary and benefit cost decreases and by eliminating all non-critical expenditures. This budget is funded from \$667,063 in estimated department revenue and an \$11,487,826 contribution from the General Fund. The Department also anticipates using approximately \$375,000 of prior year General Fund savings to fully fund the 2011-2012 Proposed Budget.

**STANISLAUS COUNTY, CALIFORNIA**  
**Budget Year 2011-2012**



**CRIMINAL JUSTICE/PUBLIC PROTECTION**  
**Judicial**

**DISTRICT ATTORNEY—ARSON TASK FORCE**

Budget Unit 1761 0023229  
 Special Revenue Fund

**SERVICES PROVIDED**

The Arson Task Force budget was established to allow for the accounting and expenditure of donations received for equipment and other needed items for the multi-jurisdictional Arson Task Force. Agencies represented on the task force include law enforcement and fire representatives from the cities of Ceres, Hughson, Modesto, Newman, Oakdale, Patterson, Riverbank, Turlock and Waterford; representatives from each of the Fire Districts in the County; Consolidated Fire, California Department of Forestry and County representatives from the District Attorney's Office, Fire Warden's Office and Sheriff's Department.

**CASH BALANCE**

As of July 1, 2011, this fund is projected to have a positive cash balance of \$1,414, the same as the July 1, 2010 balance. The fund has been inactive and no revenue is anticipated nor are expenditures projected beyond existing funds.

<b>District Attorney - Arson Task Force</b>				
<b>Classification</b>	<b>2009-2010 Actual</b>	<b>2010-2011 Adopted Budget</b>	<b>2011-2012 Requested Proposed Budget</b>	<b>2011-2012 Recommended Proposed Budget</b>
Taxes	\$0	\$0	\$0	\$0
Licenses, Permits, Franchises	\$0	\$0	\$0	\$0
Fines, Forfeitures, Penalties	\$0	\$0	\$0	\$0
Revenue from use of Assets	\$0	\$0	\$0	\$0
Intergovernmental Revenue	\$0	\$0	\$0	\$0
Charges for Service	\$0	\$0	\$0	\$0
Miscellaneous Revenue	\$0	\$0	\$0	\$0
Other Financing Sources	\$0	\$0	\$0	\$0
<b>Total Revenue</b>	<b>\$0</b>	<b>\$0</b>	<b>\$0</b>	<b>\$0</b>
Salaries and Benefits	\$0	\$0	\$0	\$0
Services and Supplies	\$0	\$1,414	\$1,414	\$1,414
Other Charges	\$0	\$0	\$0	\$0
Fixed Assets	\$0	\$0	\$0	\$0
Other Financing Uses	\$0	\$0	\$0	\$0
Equity	\$0	\$0	\$0	\$0
Intrafund	\$0	\$0	\$0	\$0
Contingencies	\$0	\$0	\$0	\$0
<b>Gross Costs</b>	<b>\$0</b>	<b>\$1,414</b>	<b>\$1,414</b>	<b>\$1,414</b>
<b>Fund Balance</b>	<b>\$0</b>	<b>\$1,414</b>	<b>\$1,414</b>	<b>\$1,414</b>
<b>Net County Cost</b>	<b>\$0</b>	<b>\$0</b>	<b>\$0</b>	<b>\$0</b>

## **PROGRAM DISCUSSION**

At the proposed level of funding any small purchases for equipment, training and miscellaneous items may be accommodated. This budget has been inactive for the past several years, but with the recent formation of the Modesto Regional Fire Authority, discussions have begun to reinstitute the Arson Task Force. As there is a small fund balance available in this Special Revenue Fund, the Department has requested that appropriations be established to facilitate the expenditure of these funds.

## **STAFFING IMPACTS**

Total current authorized positions— 0

## **RECOMMENDED PROPOSED BUDGET**

It is recommended that a budget of \$1,414 be approved for the District Attorney – Arson Task Force. This budget is funded from \$1,414 in departmental fund balance for the purchase of miscellaneous equipment and other needed items.

**STANISLAUS COUNTY, CALIFORNIA**  
**Budget Year 2011-2012**



**CRIMINAL JUSTICE/PUBLIC PROTECTION**  
**Judicial**

**DISTRICT ATTORNEY—AUTO INSURANCE FRAUD PROSECUTION**

Budget Unit 1712 0023212  
 Special Revenue Fund

**SERVICES PROVIDED**

The Auto Insurance Fraud program provides for the investigation and prosecution of those who knowingly commit automobile insurance fraud. This is a significant economic crime and the State Department of Insurance funds this program via assessments against the insurance industry.

**CASH BALANCE**

As of July 1, 2011, this fund is projected to have a negative cash balance of \$20,104 compared to the July 1, 2010, negative cash balance of \$121,995.55. The increase is attributed to the timing of reimbursement from the State. As this is a reimbursement grant, funds are received in arrears. Accounting transactions are made at year-end to properly account for anticipated revenue to offset expenditures but the cash balance will normally reflect a negative position.

<b>District Attorney - Auto Insurance Fraud Prosecution</b>				
<b>Classification</b>	<b>2009-2010 Actual</b>	<b>2010-2011 Adopted Budget</b>	<b>2011-2012 Requested Proposed Budget</b>	<b>2011-2012 Recommended Proposed Budget</b>
Taxes	\$0	\$0	\$0	\$0
Licenses, Permits, Franchises	\$0	\$0	\$0	\$0
Fines, Forfeitures, Penalties	\$0	\$0	\$0	\$0
Revenue from use of Assets	\$0	\$0	\$0	\$0
Intergovernmental Revenue	\$239,749	\$154,446	\$212,310	\$212,310
Charges for Service	\$0	\$0	\$0	\$0
Miscellaneous Revenue	\$0	\$0	\$0	\$0
Other Financing Sources	\$0	\$0	\$0	\$0
<b>Total Revenue</b>	<b>\$239,749</b>	<b>\$154,446</b>	<b>\$212,310</b>	<b>\$212,310</b>
Salaries and Benefits	\$209,356	\$154,446	\$195,105	\$195,105
Services and Supplies	\$13,000	\$0	\$17,205	\$17,205
Other Charges	\$0	\$0	\$0	\$0
Fixed Assets	\$0	\$0	\$0	\$0
Other Financing Uses	\$12,404	\$0	\$0	\$0
Equity	\$0	\$0	\$0	\$0
Intrafund	\$0	\$0	\$0	\$0
Contingencies	\$0	\$0	\$0	\$0
<b>Gross Costs</b>	<b>\$234,760</b>	<b>\$154,446</b>	<b>\$212,310</b>	<b>\$212,310</b>
Fund Balance	(\$4,989)	\$0	\$0	\$0
<b>Net County Cost</b>	<b>\$0</b>	<b>\$0</b>	<b>\$0</b>	<b>\$0</b>

**PROGRAM DISCUSSION**

At the proposed level of funding, the Department can maintain the program at current levels. In Fiscal Year 2010-2011, the Department was instructed by the granting agency to prepare a budget which represented a 36% decrease. The program had been staffed with one Criminal Investigator and one Paralegal. In addition, a Deputy District Attorney assigned to the General Felony Unit handled the cases as a collateral duty and some hours of his time were charged to the grant. The grant amount initially expected in Fiscal Year 2010-2011 covered 75% of the Criminal Investigator and 75% of the

Paralegal. The remaining 25% (approximately \$19,000) of the Paralegal's cost was to be covered by the Department's General Fund budget. However, in October of 2010, additional funds for the program were allocated allowing the restoration of the Criminal Investigator to 100%, the Paralegal to 85%, and to reimburse the Department for the supervision of the program by a Chief Deputy District Attorney at 10% of salary and benefits. Although the renewal forms have not yet been received, the funding is from the State Department of Insurance and it is expected that this grant will be funded for Budget Year 2011-2012.

### **STAFFING IMPACTS**

Total current authorized positions— 2

There are no recommended changes to the current level of staffing.

Total recommended authorized positions— 2

### **RECOMMENDED PROPOSED BUDGET**

It is recommended that a budget of \$212,310 be approved for the District Attorney – Auto Insurance Fraud Prosecution program. This budget is funded from \$212,310 in estimated department revenue through a State grant from the Department of Insurance.

**STANISLAUS COUNTY, CALIFORNIA**  
**Budget Year 2011-2012**



**CRIMINAL JUSTICE/PUBLIC PROTECTION**  
**Judicial**

**DISTRICT ATTORNEY—CONSUMER FRAUD PROSECUTION PROGRAM**

Budget Unit 177A 0023310  
 Special Revenue Fund

**SERVICES PROVIDED**

The Consumer Fraud Unit of the District Attorney’s Office, consisting of one Deputy District Attorney, one Paralegal and one Criminal Investigator, pursues civil and criminal remedies against companies and individuals whose conduct has harmed or threatens to harm consumers. Consumer-protection laws allow prosecutors to ensure that there is a level playing field for business owners and that consumers are not taken advantage of.

Revenue is generated from the collection of fines, settlements and reimbursements for the prosecution of consumer fraud. Most of the settlements collected are required to be used to fund prosecution of consumer fraud and cannot be absorbed into the Department’s General Fund, so a Special Revenue Fund was established to segregate these funds. Now that a substantial amount of fund balance exists, the Department is using it to fund the staff members who are assigned to the Consumer Fraud Unit.

**CASH BALANCE**

As of July 1, 2011, this fund is projected to have a cash balance of \$501,340 compared to the July 1, 2010, positive cash balance of \$516,138. Revenue from settlements has come in over the past two years, allowing funding of the positions that perform the duties of fraud prosecution. This is the first time in several years that expenditures have been recorded in this budget, resulting in a slight use of cash through year-end.

<b>District Attorney - Consumer Fraud</b>				
<b>Classification</b>	<b>2009-2010 Actual</b>	<b>2010-2011 Adopted Budget</b>	<b>2011-2012 Requested Proposed Budget</b>	<b>2011-2012 Recommended Proposed Budget</b>
Taxes	\$0	\$0	\$0	\$0
Licenses, Permits, Franchises	\$0	\$0	\$0	\$0
Fines, Forfeitures, Penalties	\$390,828	\$0	\$0	\$0
Revenue from use of Assets	\$0	\$0	\$0	\$0
Intergovernmental Revenue	\$0	\$0	\$0	\$0
Charges for Service	\$0	\$0	\$0	\$0
Miscellaneous Revenue	\$0	\$0	\$0	\$0
Other Financing Sources	\$0	\$0	\$0	\$0
<b>Total Revenue</b>	<b>\$390,828</b>	<b>\$0</b>	<b>\$0</b>	<b>\$0</b>
Salaries and Benefits	\$0	\$371,527	\$361,192	\$361,192
Services and Supplies	\$0	\$33,283	\$18,808	\$18,808
Other Charges	\$0	\$0	\$0	\$0
Fixed Assets	\$0	\$0	\$0	\$0
Other Financing Uses	\$0	\$0	\$0	\$0
Equity	\$0	\$0	\$0	\$0
Intrafund	\$0	\$0	\$0	\$0
Contingencies	\$0	\$0	\$0	\$0
<b>Gross Costs</b>	<b>\$0</b>	<b>\$404,810</b>	<b>\$380,000</b>	<b>\$380,000</b>
<b>Fund Balance</b>	<b>(\$390,828)</b>	<b>\$404,810</b>	<b>\$380,000</b>	<b>\$380,000</b>
<b>Net County Cost</b>	<b>\$0</b>	<b>\$0</b>	<b>\$0</b>	<b>\$0</b>

## **PROGRAM DISCUSSION**

At the proposed level of funding, the Department will continue to pursue civil and criminal remedies against companies and individuals whose conduct has harmed or threatens to harm consumers. The three positions funded by the revenue in this Special Revenue Fund will continue to be allocated to the Department's General Fund budget but the costs will be transferred to the Consumer Fraud budget to more accurately account for the activity. Since the source of revenue in this fund is inconsistent, it is unknown if it will be adequate to fund all the assigned positions at sufficient levels in the future.

## **STAFFING IMPACTS**

Total current authorized positions—0

## **RECOMMENDED PROPOSED BUDGET**

It is recommended that a budget of \$380,000 be approved for the District Attorney – Consumer Fraud Prosecution Program. This budget is funded from \$380,000 in departmental fund balance.

**STANISLAUS COUNTY, CALIFORNIA**  
**Budget Year 2011-2012**



**CRIMINAL JUSTICE/PUBLIC PROTECTION**  
**Judicial**

**DISTRICT ATTORNEY—CRIMINAL DIVISION ASSET FORFEITURE**

Budget Unit 1771 0023271  
 Special Revenue Fund

**SERVICES PROVIDED**

The District Attorney – Criminal Division Asset Forfeiture budget exists to collect and expend revenue received as a result of the asset forfeiture process, wherein convicted criminals’ property is forfeited and is distributed by formula to the various agencies (law enforcement, prosecution, etc.) that participated in the investigation and prosecution of the criminal. These funds are earmarked by law to support the prosecution process and must be expended in accordance with these regulations. These funds have been used in the past to purchase computers and software, copy machines, and to provide specialized training. It is anticipated that some of these funds may be expended in Budget Year 2011-2012 for equipment purchase and repair, long-delayed training, and other purposes.

**CASH BALANCE**

As of July 1, 2011, this fund is projected to have a positive cash balance of \$35,675 compared to the July 1, 2010, positive cash balance of \$30,517. The increase is the result of additional revenue that has been received in the 2010-2011 Fiscal Year.

<b>District Attorney - Criminal Division Asset Forfeiture</b>				
<b>Classification</b>	<b>2009-2010 Actual</b>	<b>2010-2011 Adopted Budget</b>	<b>2011-2012 Requested Proposed Budget</b>	<b>2011-2012 Recommended Proposed Budget</b>
Taxes	\$0	\$0	\$0	\$0
Licenses, Permits, Franchises	\$0	\$0	\$0	\$0
Fines, Forfeitures, Penalties	\$0	\$0	\$0	\$0
Revenue from use of Assets	\$0	\$0	\$0	\$0
Intergovernmental Revenue	\$612	\$0	\$0	\$0
Charges for Service	\$0	\$0	\$0	\$0
Miscellaneous Revenue	\$17,929	\$0	\$0	\$0
Other Financing Sources	\$0	\$0	\$0	\$0
<b>Total Revenue</b>	<b>\$18,541</b>	<b>\$0</b>	<b>\$0</b>	<b>\$0</b>
Salaries and Benefits	\$0	\$0	\$0	\$0
Services and Supplies	\$612	\$11,976	\$35,674	\$35,674
Other Charges	\$0	\$0	\$0	\$0
Fixed Assets	\$0	\$0	\$0	\$0
Other Financing Uses	\$0	\$0	\$0	\$0
Equity	\$0	\$0	\$0	\$0
Intrafund	\$0	\$0	\$0	\$0
Contingencies	\$0	\$0	\$0	\$0
<b>Gross Costs</b>	<b>\$612</b>	<b>\$11,976</b>	<b>\$35,674</b>	<b>\$35,674</b>
<b>Fund Balance</b>	<b>(\$17,929)</b>	<b>\$11,976</b>	<b>\$35,674</b>	<b>\$35,674</b>
<b>Net County Cost</b>	<b>\$0</b>	<b>\$0</b>	<b>\$0</b>	<b>\$0</b>

**PROGRAM DISCUSSION**

At the proposed level of funding, the Department will make purchases to support the prosecution process; funds are to be expended from fund balance, or as revenue is received. Since receipt of



revenue is sporadic at best, only existing fund balance will be used in Budget Year 2011-2012. If significant additional revenue is received a request will be made at mid-year to adjust the budget.

**STAFFING IMPACTS**

Total current authorized positions— 0

**RECOMMENDED PROPOSED BUDGET**

It is recommended that a budget of \$35,674 be approved for the District Attorney – Criminal Division Asset Forfeiture budget. This budget is funded entirely from departmental fund balance.

**STANISLAUS COUNTY, CALIFORNIA**  
**Budget Year 2011-2012**



**CRIMINAL JUSTICE/PUBLIC PROTECTION**  
**Judicial**

**DISTRICT ATTORNEY—ELDER ABUSE ADVOCACY AND OUTREACH**

Budget Unit 1706 0023206  
 Special Revenue Fund

**SERVICES PROVIDED**

The Elder Abuse program provided advocacy and outreach for the elderly victims of crime in the community. The purpose of this program was to help guide senior citizens through the confusing legal system, refer them to social services agencies as appropriate, and provide information and support for these most vulnerable victims. Through a competitive bid process, this grant program has been replaced with the Unserved/Underserved Victims Advocacy and Outreach Program. Therefore, this budget will be discontinued.

**CASH BALANCE**

As of July 1, 2011, this fund is projected to have a cash balance of \$0 compared to the July 1, 2010, negative balance of \$17,014. Billings for these grant awarded funds are made in arrears on a quarterly basis and it is common for the cash balance to be negative at year end. The discontinuation of this program will allow time for all reimbursements to be received by 2010-2011 Fiscal Year-end and it is anticipated that the cash balance will be at zero by year-end.

<b>District Attorney - Elder Abuse Advocacy &amp; Outreach</b>				
<b>Classification</b>	<b>2009-2010 Actual</b>	<b>2010-2011 Adopted Budget</b>	<b>2011-2012 Requested Proposed Budget</b>	<b>2011-2012 Recommended Proposed Budget</b>
Taxes	\$0	\$0	\$0	\$0
Licenses, Permits, Franchises	\$0	\$0	\$0	\$0
Fines, Forfeitures, Penalties	\$0	\$0	\$0	\$0
Revenue from use of Assets	\$0	\$0	\$0	\$0
Intergovernmental Revenue	\$76,919	\$73,553	\$0	\$0
Charges for Service	\$0	\$0	\$0	\$0
Miscellaneous Revenue	\$0	\$0	\$0	\$0
Other Financing Sources	\$16,161	\$0	\$0	\$0
<b>Total Revenue</b>	<b>\$93,080</b>	<b>\$73,553</b>	<b>\$0</b>	<b>\$0</b>
Salaries and Benefits	\$62,465	\$59,336	\$0	\$0
Services and Supplies	\$11,190	\$14,217	\$0	\$0
Other Charges	\$0	\$0	\$0	\$0
Fixed Assets	\$0	\$0	\$0	\$0
Other Financing Uses	\$1,597	\$0	\$0	\$0
Equity	\$0	\$0	\$0	\$0
Intrafund	\$0	\$0	\$0	\$0
Contingencies	\$0	\$0	\$0	\$0
<b>Gross Costs</b>	<b>\$75,252</b>	<b>\$73,553</b>	<b>\$0</b>	<b>\$0</b>
Fund Balance	(\$17,828)	\$0	\$0	\$0
<b>Net County Cost</b>	<b>\$0</b>	<b>\$0</b>	<b>\$0</b>	<b>\$0</b>

## **PROGRAM DISCUSSION**

This budget was funded by a grant award from the California Emergency Management Agency (Cal EMA), formerly the Office of Emergency Services (OES), from Federal “pass-through” Victim of Crimes Act (VOCA) monies. The funding cycle for this grant was October through September. The last grant cycle, which ended on September 30, 2010, was the last for this program; it returned to a competitive award process, and was re-tooled to serve a slightly different population. The District Attorney’s Office applied for the new grant and an award was received. Due to the differences in the programs, a new Special Revenue Fund was established for the Unserved/Underserved Victims Advocacy and Outreach Program.

## **STAFFING IMPACTS**

The Department has requested to transfer the Interviewer II position out to the Unserved/Underserved Victims Advocacy and Outreach Program budget due to the discontinuation of the Elder Abuse Advocacy and Outreach budget.

Total current authorized positions— 1

It is recommended to transfer the Interviewer II position to the Unserved/Underserved Victims Advocacy and Outreach Program from this budget.

Total recommended authorized positions—0

## **RECOMMENDED PROPOSED BUDGET**

There are no appropriations recommended for the District Attorney – Elder Abuse Advocacy and Outreach budget as this program was discontinued and replaced with the Unserved/Underserved Victims Advocacy and Outreach Program.

**STANISLAUS COUNTY, CALIFORNIA**  
**Budget Year 2011-2012**



**CRIMINAL JUSTICE/PUBLIC PROTECTION**  
**Judicial**

**DISTRICT ATTORNEY—FAMILY JUSTICE CENTER**

Budget Unit 1699 0023410  
 Special Revenue Fund

**SERVICES PROVIDED**

The Stanislaus County Family Justice Center is now a reality in this county, as of November 2010. It is a one-stop help center for victims of domestic violence, sexual assault, child abuse and elder abuse. By housing a multi-disciplinary team of professionals under one roof, the victims are able to remain in one place as they relate their stories and receive the help they need. Above all, the partners in the Family Justice Center are committed to breaking the cycle of violence in Stanislaus County.

**CASH BALANCE**

As of July 1, 2011, this fund is projected to have no cash balance compared to the July 1, 2010, negative cash balance of \$12,077. As this budget is no longer a part of the District Attorney's Office, adjustments were made during the 2010-2011 Fiscal Year to ensure that the cash balance is zero at year end.

<b>District Attorney - Family Justice Center</b>				
<b>Classification</b>	<b>2009-2010 Actual</b>	<b>2010-2011 Adopted Budget</b>	<b>2011-2012 Requested Proposed Budget</b>	<b>2011-2012 Recommended Proposed Budget</b>
Taxes	\$0	\$0	\$0	\$0
Licenses, Permits, Franchises	\$0	\$0	\$0	\$0
Fines, Forfeitures, Penalties	\$0	\$0	\$0	\$0
Revenue from use of Assets	(\$114)	\$0	\$0	\$0
Intergovernmental Revenue	\$0	\$0	\$0	\$0
Charges for Service	\$0	\$0	\$0	\$0
Miscellaneous Revenue	\$5,000	\$0	\$0	\$0
Other Financing Sources	\$0	\$0	\$0	\$0
<b>Total Revenue</b>	<b>\$4,886</b>	<b>\$0</b>	<b>\$0</b>	<b>\$0</b>
Salaries and Benefits	\$0	\$0	\$0	\$0
Services and Supplies	\$17,079	\$0	\$0	\$0
Other Charges	\$0	\$0	\$0	\$0
Fixed Assets	\$0	\$0	\$0	\$0
Other Financing Uses	\$0	\$0	\$0	\$0
Equity	\$0	\$0	\$0	\$0
Intrafund	\$0	\$0	\$0	\$0
Contingencies	\$0	\$0	\$0	\$0
<b>Gross Costs</b>	<b>\$17,079</b>	<b>\$0</b>	<b>\$0</b>	<b>\$0</b>
Fund Balance	\$12,193	\$0	\$0	\$0
<b>Net County Cost</b>	<b>\$0</b>	<b>\$0</b>	<b>\$0</b>	<b>\$0</b>

## **PROGRAM DISCUSSION**

Locally, more than 50 community leaders were involved in the formation of the Family Justice Center. The Center is a non-profit agency operated outside the County's scope of operations, with no funding provided directly by the County General Fund. The Community Services Agency (CSA) contributes to the Center, supporting 25% of operating costs. In late 2010, \$641,250 in Federal grant funds were awarded from the Department of Justice Office of Violence Against Women. These funds are administered through the Chief Executive Office and fund 75% of a District Attorney Criminal Investigator that is assigned to the Center in addition to various other positions at the Center and of partner agencies, victim transportation costs and legal counsel for Emergency Protective Orders.

This budget is no longer a part of the District Attorney's Office as the Family Justice Center is a non-profit agency. The grant that is administered by the Chief Executive Office covers only a two year period and is not expected to continue past the 2012-2013 Budget Year. Given the finite nature of these funds, a new budget will not be established in the County's overall budget. This is consistent with how similar grant funding has been accounted for in the past. All financial reporting will be sent to the Federal government on a quarterly basis; and programmatic reporting will be completed semi-annually both as required by the grant.

## **STAFFING IMPACTS**

Total current authorized positions— 0

## **RECOMMENDED PROPOSED BUDGET**

There are no appropriations recommended for the District Attorney – Family Justice Center budget. This budget is being included as part of the Recommended Proposed Budget due to the budget requirement imposed by the State Controller.

**STANISLAUS COUNTY, CALIFORNIA**  
**Budget Year 2011-2012**



**CRIMINAL JUSTICE/PUBLIC PROTECTION**  
**Judicial**

**DISTRICT ATTORNEY—FEDERAL ASSET FORFEITURE**

Budget Unit 1707 0023207  
 Special Revenue Fund

**SERVICES PROVIDED**

This budget exists to collect and expend revenue received as a result of the Federal asset forfeiture process, wherein convicted criminals' property is forfeited and is distributed by formula to the various agencies (law enforcement, prosecution, etc.) that participated in the investigation and prosecution of the criminal. These funds are earmarked by law to support the prosecution process and must be expended in accordance with these regulations. These funds can be used for expenditures to provide specialized training, software upgrades, and other miscellaneous costs in support of the prosecution process. Due to changes in the asset forfeiture process, no further funds are to be placed in this budget.

**CASH BALANCE**

As of July 1, 2011, this fund is projected to have a positive cash balance of \$4,404 compared to the July 1, 2010, positive cash balance of \$3,759. The increase is attributed to a small amount of revenue from Fiscal Year 2009-2010 recorded as a post-closing entry and current interest earnings. The existing cash balance is the funding source in the 2011-2012 Budget Year. No future revenue is anticipated.

<b>District Attorney - Federal Asset Forfeiture</b>				
<b>Classification</b>	<b>2009-2010 Actual</b>	<b>2010-2011 Adopted Budget</b>	<b>2011-2012 Requested Proposed Budget</b>	<b>2011-2012 Recommended Proposed Budget</b>
Taxes	\$0	\$0	\$0	\$0
Licenses, Permits, Franchises	\$0	\$0	\$0	\$0
Fines, Forfeitures, Penalties	\$0	\$0	\$0	\$0
Revenue from use of Assets	\$42	\$0	\$0	\$0
Intergovernmental Revenue	\$612	\$0	\$0	\$0
Charges for Service	\$0	\$0	\$0	\$0
Miscellaneous Revenue	\$0	\$0	\$0	\$0
Other Financing Sources	\$0	\$0	\$0	\$0
<b>Total Revenue</b>	<b>\$654</b>	<b>\$0</b>	<b>\$0</b>	<b>\$0</b>
Salaries and Benefits	\$0	\$0	\$0	\$0
Services and Supplies	\$0	\$3,705	\$4,396	\$4,396
Other Charges	\$0	\$0	\$0	\$0
Fixed Assets	\$0	\$0	\$0	\$0
Other Financing Uses	\$0	\$0	\$0	\$0
Equity	\$0	\$0	\$0	\$0
Intrafund	\$0	\$0	\$0	\$0
Contingencies	\$0	\$0	\$0	\$0
<b>Gross Costs</b>	<b>\$0</b>	<b>\$3,705</b>	<b>\$4,396</b>	<b>\$4,396</b>
<b>Fund Balance</b>	<b>(\$654)</b>	<b>\$3,705</b>	<b>\$4,396</b>	<b>\$4,396</b>
<b>Net County Cost</b>	<b>\$0</b>	<b>\$0</b>	<b>\$0</b>	<b>\$0</b>

**PROGRAM DISCUSSION**

At the proposed level of funding, the Department will make purchases that support the prosecution process; funds are to be expended from fund balance as no further revenue is anticipated.

**STAFFING IMPACTS**

Total current authorized positions— 0

**RECOMMENDED PROPOSED BUDGET**

It is recommended that a budget of \$4,396 be approved for the District Attorney – Federal Asset Forfeiture budget. This budget is funded from \$4,396 in departmental fund balance.

**STANISLAUS COUNTY, CALIFORNIA**  
**Budget Year 2011-2012**



**CRIMINAL JUSTICE/PUBLIC PROTECTION**  
**Judicial**

**DISTRICT ATTORNEY—REAL ESTATE FRAUD PROSECUTION**

Budget Unit 1776 0023276  
 Special Revenue Fund

**SERVICES PROVIDED**

The District Attorney – Real Estate Fraud budget was established in Fiscal Year 2005-2006 and fees were approved by the Board of Supervisors on May 10, 2005 to fund staff dedicated to the investigation and prosecution of real estate fraud. Real estate fraud is a multi-million dollar “industry” in California, especially in areas where property is bought and sold at a premium. Frequently, the cases involve multiple victims. Emphasis is placed on fraud against individuals whose residences are in danger of, or are in, foreclosure. Successful investigation and prosecution requires dedicated personnel to deal with the complex nature of this type of fraud. Local law enforcement agencies do not have the expertise or resources necessary to handle these types of investigations.

**CASH BALANCE**

As of July 1, 2011, this fund is projected to have a positive cash balance of \$34,758 compared to the July 1, 2010 positive cash balance of \$14,233. The increase is the result of an increase in revenue received from fees because of a heightened volume of real estate activity.

<b>District Attorney - Real Estate Fraud</b>				
<b>Classification</b>	<b>2009-2010 Actual</b>	<b>2010-2011 Adopted Budget</b>	<b>2011-2012 Requested Proposed Budget</b>	<b>2011-2012 Recommended Proposed Budget</b>
Taxes	\$0	\$0	\$0	\$0
Licenses, Permits, Franchises	\$0	\$0	\$0	\$0
Fines, Forfeitures, Penalties	\$0	\$0	\$0	\$0
Revenue from use of Assets	\$0	\$0	\$0	\$0
Intergovernmental Revenue	\$12,135	\$0	\$0	\$0
Charges for Service	\$190,702	\$186,000	\$230,000	\$230,000
Miscellaneous Revenue	\$0	\$0	\$0	\$0
Other Financing Sources	\$0	\$0	\$0	\$0
<b>Total Revenue</b>	<b>\$202,837</b>	<b>\$186,000</b>	<b>\$230,000</b>	<b>\$230,000</b>
Salaries and Benefits	\$318,819	\$349,336	\$376,456	\$376,456
Services and Supplies	\$1,838	\$16,799	\$6,659	\$6,659
Other Charges	\$0	\$0	\$0	\$0
Fixed Assets	\$0	\$0	\$0	\$0
Other Financing Uses	\$16,782	\$0	\$0	\$0
Equity	\$0	\$0	\$0	\$0
Intrafund	\$0	\$0	\$0	\$0
Contingencies	\$0	\$0	\$0	\$0
<b>Gross Costs</b>	<b>\$337,439</b>	<b>\$366,135</b>	<b>\$383,115</b>	<b>\$383,115</b>
Fund Balance	\$0	\$0	\$0	\$0
<b>Net County Cost</b>	<b>\$134,602</b>	<b>\$180,135</b>	<b>\$153,115</b>	<b>\$153,115</b>

**PROGRAM DISCUSSION**

The California Legislature enacted legislation in 1995 that allowed counties to impose a \$2.00 fee on certain real estate documents filed within the County. These funds must be used solely for the purpose of investigation and prosecution of real estate fraud. The District Attorney, the Clerk-Recorder and the



County Counsel worked together to implement the fee that funds the Real Estate Fraud Investigation and Prosecution program. On May 10, 2005, the Board of Supervisors approved the District Attorney's request to begin assessing this fee. When the Fiscal Year 2006-2007 Final Budget was adopted, the Board of Supervisors asked the District Attorney to provide a review of the outcomes associated with this program to determine whether it should continue. On March 6, 2007 the Board approved the District Attorney's request to continue this program. As the economy began to plunge, there was a significant decrease in revenue and the Board of Supervisors granted County Match funds in order to maintain the program's service levels. Early in 2009, the Board approved the District Attorney's request to raise the fee from \$2.00 to \$3.00, as provided by changes in existing law, which has increased the revenue received to support this program. Due to the fee increase and to the upturn in the real estate market, fee income has increased and appears to be on track to remain steady at higher amounts than in the recent past. Although revenue has increased, it has not yet returned to earlier levels and the General Fund County Match is essential to maintain the staffing of this program. At the proposed level of funding, the Department can maintain the level of service currently provided in prosecuting real estate fraud.

### **STAFFING IMPACTS**

Total current authorized positions— 2

There are no recommended changes to the current level of staffing.

Total recommended authorized positions— 2

### **RECOMMENDED PROPOSED BUDGET**

It is recommended that a budget of \$383,115 be approved for the District Attorney – Real Estate Fraud Prosecution. The net county cost contribution for this budget was reduced approximately 15% or \$27,020 from the Fiscal Year 2010-2011 Adopted Final Budget level. Even with the decrease in net county cost, the Department is able to maintain service levels because of an anticipated increase in fee income. This budget is funded from \$230,000 in estimated department revenue and a \$153,115 contribution from the General Fund.

**STANISLAUS COUNTY, CALIFORNIA**  
**Budget Year 2011-2012**



**CRIMINAL JUSTICE/PUBLIC PROTECTION**  
**Judicial**

**DISTRICT ATTORNEY—RURAL CRIMES PREVENTION PROGRAM**

Budget Unit 1716 0023216  
 Special Revenue Fund

**SERVICES PROVIDED**

The District Attorney – Rural Crimes Prevention Program was initiated with funding granted by legislative action. In recent years it has been funded through revenues collected by the Vehicle License Fee (VLF) and administered through the Local Safety and Protection Account (LSPA). This program serves as a focal point to address rural and agricultural crime in Stanislaus County in conjunction with the seven other counties that are granted funds to form the Central Valley Rural Crimes Prevention Task Force. In Stanislaus County, although it is required by legislation to be administered by the District Attorney’s Office, the majority of the funds are used by the Sheriff’s Department for personnel, surveillance and tracking technicians, equipment, vehicles, operating costs and travel for attendance at task force meetings and to attend training.

**CASH BALANCE**

As of July 1, 2011, this fund is projected to have a negative cash balance \$76,818 compared to the July 1, 2010 negative balance of \$142,488. The increase is the result of the temporary discontinuation of expenditures being recorded in this fund. As the VLF revenue, was somewhat uncertain, expenditures were diverted from this fund. A lesser amount of VLF reimbursement has been granted.

<b>District Attorney - Rural Crimes Prevention</b>				
<b>Classification</b>	<b>2009-2010 Actual</b>	<b>2010-2011 Adopted Budget</b>	<b>2011-2012 Requested Proposed Budget</b>	<b>2011-2012 Recommended Proposed Budget</b>
Taxes	\$0	\$0	\$0	\$0
Licenses, Permits, Franchises	\$0	\$0	\$0	\$0
Fines, Forfeitures, Penalties	\$0	\$0	\$0	\$0
Revenue from use of Assets	\$0	\$0	\$0	\$0
Intergovernmental Revenue	\$238,560	\$246,364	\$0	\$0
Charges for Service	\$0	\$0	\$0	\$0
Miscellaneous Revenue	\$0	\$0	\$0	\$0
Other Financing Sources	\$0	\$0	\$0	\$0
<b>Total Revenue</b>	<b>\$238,560</b>	<b>\$246,364</b>	<b>\$0</b>	<b>\$0</b>
Salaries and Benefits	\$0	\$0	\$0	\$0
Services and Supplies	\$0	\$0	\$0	\$0
Other Charges	\$238,537	\$246,364	\$0	\$0
Fixed Assets	\$0	\$0	\$0	\$0
Other Financing Uses	\$0	\$0	\$0	\$0
Equity	\$0	\$0	\$0	\$0
Intrafund	\$0	\$0	\$0	\$0
Contingencies	\$0	\$0	\$0	\$0
<b>Gross Costs</b>	<b>\$238,537</b>	<b>\$246,364</b>	<b>\$0</b>	<b>\$0</b>
<b>Fund Balance</b>	<b>(\$23)</b>	<b>\$0</b>	<b>\$0</b>	<b>\$0</b>
<b>Net County Cost</b>	<b>\$0</b>	<b>\$0</b>	<b>\$0</b>	<b>\$0</b>

## **PROGRAM DISCUSSION**

Until the recent use of VLF funding administered through the Local Safety and Protection Account (LSPA), this program was administered by the California Emergency Management Agency (Cal EMA), formerly the Office of Emergency Services (OES). This budget took a significant mid-year reduction in Fiscal Year 2008-2009 and was reduced again in grant year 2009-2010. In Fiscal Year 2010-2011, no further funds were awarded due to under-received revenue from the LSPA fund source. Because of this lack of funding, no expenditures in this budget were authorized in Fiscal Year 2010-2011. Staff and other costs were absorbed into the Sheriff's budget or discontinued, pending resolution of the Vehicle License Fee. As funds have been released, claims are being processed during the latter quarter of 2010-2011 in order to reimburse costs related to rural crimes. If additional revenues are received and disseminated by the granting agency, the Department will request an adjustment to revenues and appropriations, but at this time no budget is requested for Budget Year 2011-2012. This has a serious impact on the investigation and prosecution of agricultural and rural crimes as well as community outreach. Global Positioning System and video surveillance equipment that was purchased with previous years' grant funds continues in use and assists with arrests and convictions.

## **STAFFING IMPACTS**

Total current authorized positions— 0

## **RECOMMENDED PROPOSED BUDGET**

There are no appropriations recommended for the District Attorney – Rural Crimes Prevention budget.

**STANISLAUS COUNTY, CALIFORNIA**  
**Budget Year 2011-2012**



**CRIMINAL JUSTICE/PUBLIC PROTECTION**  
**Judicial**

**DISTRICT ATTORNEY—SPOUSAL ABUSER PROSECUTION PROGRAM**

Budget Unit 1741 0023241  
 Special Revenue Fund

**SERVICES PROVIDED**

The District Attorney - Spousal Abuser Prosecution Program, also known as the Domestic Violence Unit (DVU), has investigated and prosecuted numerous cases of violence by spouses and domestic partners. In Fiscal Year 2008-2009, during the State Budget process, the funding for this unit was unexpectedly eliminated. As a result, due to the County's no backfill policy, this budget was dissolved.

**CASH BALANCE**

As of July 1, 2011, this fund is projected to have a \$0 cash balance compared to the July 1, 2010 negative balance of \$0.34. An adjustment was made in October of 2010 to clear the negative balance and ensure that the budget is zero.

District Attorney - Spousal Abuser Prosecution				
Classification	2009-2010 Actual	2010-2011 Adopted Budget	2011-2012 Requested Proposed Budget	2011-2012 Recommended Proposed Budget
Taxes	\$0	\$0	\$0	\$0
Licenses, Permits, Franchises	\$0	\$0	\$0	\$0
Fines, Forfeitures, Penalties	\$0	\$0	\$0	\$0
Revenue from use of Assets	\$0	\$0	\$0	\$0
Intergovernmental Revenue	\$0	\$0	\$0	\$0
Charges for Service	\$0	\$0	\$0	\$0
Miscellaneous Revenue	\$0	\$0	\$0	\$0
Other Financing Sources	\$0	\$0	\$0	\$0
<b>Total Revenue</b>	<b>\$0</b>	<b>\$0</b>	<b>\$0</b>	<b>\$0</b>
Salaries and Benefits	\$0	\$0	\$0	\$0
Services and Supplies	\$0	\$0	\$0	\$0
Other Charges	\$0	\$0	\$0	\$0
Fixed Assets	\$0	\$0	\$0	\$0
Other Financing Uses	\$11,828	\$0	\$0	\$0
Equity	\$0	\$0	\$0	\$0
Intrafund	\$0	\$0	\$0	\$0
Contingencies	\$0	\$0	\$0	\$0
<b>Gross Costs</b>	<b>\$11,828</b>	<b>\$0</b>	<b>\$0</b>	<b>\$0</b>
<b>Fund Balance</b>	<b>\$11,828</b>	<b>\$0</b>	<b>\$0</b>	<b>\$0</b>
<b>Net County Cost</b>	<b>\$0</b>	<b>\$0</b>	<b>\$0</b>	<b>\$0</b>

## **PROGRAM DISCUSSION**

Upon the dissolution of this budget in Fiscal Year 2008-2009, the Criminal Investigator position was deleted and the incumbent was moved to an existing but unfunded General Fund position, where funding was then granted by the Board of Supervisors. The Interviewer (Victim Advocate) position was moved to the Department's General Fund, where salary savings and other resources were utilized to maintain this critical position. At this time, no funding for the program appears to be included in the 2011-2012 State Budget.

## **STAFFING IMPACTS**

Total current authorized positions— 0

## **RECOMMENDED PROPOSED BUDGET**

There are no appropriations recommended for the District Attorney – Spousal Abuser Prosecution Program budget. This budget is being included as part of the Recommended Proposed Budget due to the budget requirement imposed by the State Controller.

**STANISLAUS COUNTY, CALIFORNIA**  
**Budget Year 2011-2012**



**CRIMINAL JUSTICE/PUBLIC PROTECTION**  
**Judicial**

**DISTRICT ATTORNEY—UNSERVED/UNDERSERVED VICTIMS ADVOCACY AND OUTREACH PROGRAM**

Budget Unit 1686 0023208  
 Special Revenue Fund

**SERVICES PROVIDED**

This District Attorney program provides advocacy and outreach for the unserved and underserved victims of crime in the community. The purpose of this program is to help these victims through the confusing legal system, refer them to social services agencies as appropriate, and provide information and support for these most vulnerable victims. This program replaced the Elder Abuse Advocacy and Outreach Program beginning in October of 2010.

**CASH BALANCE**

As of July 1, 2011, this fund is projected to have a negative cash balance of \$23,806 compared to the July 1, 2010, balance of \$0. The fund was established during the second quarter of Fiscal Year 2010-2011 and, as this is a reimbursement grant, payments are received quarterly in arrears. Accounting transactions are made at year-end to properly account for anticipated revenue to offset expenditures, but the cash balance will normally reflect a negative position.

<b>District Attorney - Unserved/Underserved Victim Advocacy and Outreach Program</b>				
<b>Classification</b>	<b>2009-2010 Actual</b>	<b>2010-2011 Adopted Budget</b>	<b>2011-2012 Requested Proposed Budget</b>	<b>2011-2012 Recommended Proposed Budget</b>
Taxes	\$0	\$0	\$0	\$0
Licenses, Permits, Franchises	\$0	\$0	\$0	\$0
Fines, Forfeitures, Penalties	\$0	\$0	\$0	\$0
Revenue from use of Assets	\$0	\$0	\$0	\$0
Intergovernmental Revenue	\$0	\$0	\$106,821	\$106,821
Charges for Service	\$0	\$0	\$0	\$0
Miscellaneous Revenue	\$0	\$0	\$0	\$0
Other Financing Sources	\$0	\$0	\$0	\$0
<b>Total Revenue</b>	<b>\$0</b>	<b>\$0</b>	<b>\$106,821</b>	<b>\$106,821</b>
Salaries and Benefits	\$0	\$0	\$63,174	\$63,174
Services and Supplies	\$0	\$0	\$43,647	\$43,647
Other Charges	\$0	\$0	\$0	\$0
Fixed Assets	\$0	\$0	\$0	\$0
Other Financing Uses	\$0	\$0	\$0	\$0
Equity	\$0	\$0	\$0	\$0
Intrafund	\$0	\$0	\$0	\$0
Contingencies	\$0	\$0	\$0	\$0
<b>Gross Costs</b>	<b>\$0</b>	<b>\$0</b>	<b>\$106,821</b>	<b>\$106,821</b>
<b>Fund Balance</b>	<b>\$0</b>	<b>\$0</b>	<b>\$0</b>	<b>\$0</b>
<b>Net County Cost</b>	<b>\$0</b>	<b>\$0</b>	<b>\$0</b>	<b>\$0</b>

**PROGRAM DISCUSSION**

At the proposed level of funding, the Department can maintain services at the level established in October 2010 as the result of a grant award. The budget is funded by a grant award from the California

Emergency Management Agency (Cal EMA), formerly the Office of Emergency Services (OES), from Federal “pass-through” Victim of Crimes Act (VOCA) monies. This grant replaces the Elder Abuse Advocacy and Outreach program, which was discontinued on September 30, 2010; it returned as a competitive award process, re-tooled to serve a slightly different population. The new grant was applied for and awarded and, due to the differences in the programs, a new Special Revenue Fund was established for the Unserved/Underserved Victims Advocacy and Outreach Program. The funding cycle for this grant is October through September. Because of this cycle, the budget established for the 2011-2012 Budget Year includes funding from the fourth quarter of the 2010-2011 award and funding from the first three quarters of the projected 2011-2012 award.

### **STAFFING IMPACTS**

The Department has requested to transfer in the Interviewer II position from the discontinued Elder Abuse Advocacy and Outreach budget.

Total current authorized positions— 0

It is recommended to transfer the Interviewer II position from the Elder Abuse Advocacy and Outreach budget to this budget.

Total recommended authorized positions— 1

### **RECOMMENDED PROPOSED BUDGET**

It is recommended that a budget of \$106,821 be approved for the District Attorney – Unserved/Underserved Victims Advocacy and Outreach Program. This budget is fully funded through estimated department revenue from a grant award from the California Emergency Management Agency.

**STANISLAUS COUNTY, CALIFORNIA**  
**Budget Year 2011-2012**



**CRIMINAL JUSTICE/PUBLIC PROTECTION**  
**Judicial**

**DISTRICT ATTORNEY—VERTICAL PROSECUTION BLOCK GRANT**

Budget Unit 1775 0023275  
 Special Revenue Fund

**SERVICES PROVIDED**

The District Attorney – Vertical Prosecution Block Grant provides funding options in five areas: Career Criminal, Major Narcotic Vendor, Elder Abuse, Child Abuse, and Statutory Rape. The Department has used the funding to investigate and prosecute child abuse, career criminal and major narcotic vendor cases in prior years. However, in the 2010-2011 Fiscal Year, while the grant itself was extended to allow funding to be expended, no new funding was provided. This grant was funded by Vehicle License Fees (VLF), transferred to the Local Safety and Protection Account (LSPA) fund source and administered by the California Emergency Management Agency (Cal EMA), formerly the Office of Emergency Services (OES).

**CASH BALANCE**

As of July 1, 2011, this fund is projected to have a negative cash balance of \$55,060 compared to the July 1, 2010 positive balance of \$26,879. The decrease is attributed to the timing of reimbursement from the State. As this is a reimbursement grant, funds are received in arrears. Accounting transactions are made at year-end to properly account for anticipated revenue to offset expenditures but the cash balance will normally reflect a negative position as long as reimbursement is available from Vehicle License Fees.

<b>District Attorney - Vertical Prosecution Block Grant</b>				
<b>Classification</b>	<b>2009-2010 Actual</b>	<b>2010-2011 Adopted Budget</b>	<b>2011-2012 Requested Proposed Budget</b>	<b>2011-2012 Recommended Proposed Budget</b>
Taxes	\$0	\$0	\$0	\$0
Licenses, Permits, Franchises	\$0	\$0	\$0	\$0
Fines, Forfeitures, Penalties	\$0	\$0	\$0	\$0
Revenue from use of Assets	\$0	\$0	\$0	\$0
Intergovernmental Revenue	\$303,475	\$303,730	\$0	\$0
Charges for Service	\$0	\$0	\$0	\$0
Miscellaneous Revenue	\$0	\$0	\$0	\$0
Other Financing Sources	\$0	\$0	\$0	\$0
<b>Total Revenue</b>	<b>\$303,475</b>	<b>\$303,730</b>	<b>\$0</b>	<b>\$0</b>
Salaries and Benefits	\$371,795	\$407,537	\$103,807	\$103,807
Services and Supplies	\$329	\$0	\$0	\$0
Other Charges	\$0	\$0	\$0	\$0
Fixed Assets	\$0	\$0	\$0	\$0
Other Financing Uses	\$33,285	\$0	\$0	\$0
Equity	\$0	\$0	\$0	\$0
Intrafund	\$0	\$0	\$0	\$0
Contingencies	\$0	\$0	\$0	\$0
<b>Gross Costs</b>	<b>\$405,409</b>	<b>\$407,537</b>	<b>\$103,807</b>	<b>\$103,807</b>
<b>Fund Balance</b>	<b>(\$12,140)</b>	<b>\$0</b>	<b>\$0</b>	<b>\$0</b>
<b>Net County Cost</b>	<b>\$114,074</b>	<b>\$103,807</b>	<b>\$103,807</b>	<b>\$103,807</b>



## **PROGRAM DISCUSSION**

This grant program took a significant reduction in Fiscal Year 2008-2009. In Fiscal Year 2009-2010, funding levels remained flat at the original 2008-2009 level, but while the grant award itself was extended through Fiscal Year 2010-2011, no additional funding was forthcoming due to the greatly diminished VLF revenue.

The two attorneys and the one investigator, funded by this grant, continue to handle cases as required in the grant award, since the possibility exists for some portion of their effort to be funded. However, in order to ensure that the Special Revenue Fund is not in a negative position at year end, personnel expenditures have been moved into the Department's General Fund budget as there were savings from vacant positions to accommodate them.

If the VLF is not extended, no future funds will be available. The investigation and prosecution of these crimes must continue regardless of the availability of funds. These cases remain a high priority. At the proposed level of funding, the Department will not be able to maintain the same level of service for the Department. While the crimes that fall under the definition of this block grant will continue to be aggressively investigated and prosecuted, the Department is even more seriously understaffed as the positions in this budget must remain vacant until additional funds are provided.

## **STAFFING IMPACTS**

Total current authorized positions—3

There are no recommended changes to the current level of staffing.

Total recommended authorized positions— 3

## **RECOMMENDED PROPOSED BUDGET**

It is recommended that a budget of \$103,807 be approved for the District Attorney – Vertical Prosecution Block Grant program. The net county cost contribution for this budget is unchanged from the Fiscal Year 2010-2011 Adopted Final Budget level. As funding from Vehicle License Fees is uncertain and the net county cost contribution is the only source of revenue, the Department will be able to maintain only minimal service levels. This budget is funded from a \$103,807 contribution from the General Fund.

**STANISLAUS COUNTY, CALIFORNIA**  
**Budget Year 2011-2012**



**CRIMINAL JUSTICE/PUBLIC PROTECTION**  
**Judicial**

**DISTRICT ATTORNEY—VICTIM COMPENSATION AND GOVERNMENT CLAIMS**

Budget Unit 1710 0023220  
 Special Revenue Fund

**SERVICES PROVIDED**

The Victim Compensation and Government Claims program works with the Courts, Probation, and law enforcement to claim restitution from the convicted perpetrators of crimes. This program is substantially funded through a contract with the State Victims Compensation and Government Claims Board (formerly known as the Board of Control).

**CASH BALANCE**

As of July 1, 2011, this fund is projected to have a negative cash balance of \$17,243 compared to the July 1, 2010 negative balance of \$20,882. Billings for reimbursement from the grant funds are made in arrears on a monthly basis. Accounting transactions are made at year-end to properly account for anticipated revenue to offset expenditures but the cash balance will normally reflect a negative position.

<b>District Attorney - Victim Compensation &amp; Government Claims</b>				
<b>Classification</b>	<b>2009-2010 Actual</b>	<b>2010-2011 Adopted Budget</b>	<b>2011-2012 Requested Proposed Budget</b>	<b>2011-2012 Recommended Proposed Budget</b>
Taxes	\$0	\$0	\$0	\$0
Licenses, Permits, Franchises	\$0	\$0	\$0	\$0
Fines, Forfeitures, Penalties	\$0	\$0	\$0	\$0
Revenue from use of Assets	\$0	\$0	\$0	\$0
Intergovernmental Revenue	\$60,999	\$66,000	\$63,853	\$63,853
Charges for Service	\$0	\$0	\$0	\$0
Miscellaneous Revenue	\$0	\$0	\$0	\$0
Other Financing Sources	\$4,376	\$0	\$0	\$0
<b>Total Revenue</b>	<b>\$65,375</b>	<b>\$66,000</b>	<b>\$63,853</b>	<b>\$63,853</b>
Salaries and Benefits	\$59,156	\$66,000	\$61,237	\$61,237
Services and Supplies	\$0	\$0	\$2,616	\$2,616
Other Charges	\$0	\$0	\$0	\$0
Fixed Assets	\$0	\$0	\$0	\$0
Other Financing Uses	\$1,844	\$0	\$0	\$0
Equity	\$0	\$0	\$0	\$0
Intrafund	\$0	\$0	\$0	\$0
Contingencies	\$0	\$0	\$0	\$0
<b>Gross Costs</b>	<b>\$61,000</b>	<b>\$66,000</b>	<b>\$63,853</b>	<b>\$63,853</b>
Fund Balance	(\$4,375)	\$0	\$0	\$0
<b>Net County Cost</b>	<b>\$0</b>	<b>\$0</b>	<b>\$0</b>	<b>\$0</b>

**PROGRAM DISCUSSION**

At the proposed level of funding, the Department can maintain current service levels. Over the years the funding awarded for through this contract has remained stable while salaries and benefits have increased, resulting in the need for the Department to cover some of the salary costs (approximately \$15,295 in Budget Year 2011-2012) from the Department's General Fund budget. The service provided is very important to victims and it is important to maintain the current position, thus the funding has been budgeted in the Department's General Fund.

**STAFFING IMPACTS**

Total current authorized positions— 1

There are no recommended changes to the current level of staffing.

Total recommended authorized positions—1

**RECOMMENDED PROPOSED BUDGET**

It is recommended that a budget of \$63,853 be approved for the District Attorney – Victim Compensation and Government Claims budget. This budget is funded from \$63,853 in estimated department revenue.

**STANISLAUS COUNTY, CALIFORNIA**  
**Budget Year 2011-2012**



**CRIMINAL JUSTICE/PUBLIC PROTECTION**  
**Judicial**

**DISTRICT ATTORNEY—VICTIM SERVICES PROGRAM**

Budget Unit 1714 0023214  
 Special Revenue Fund

**SERVICES PROVIDED**

The Victim Services Program, in its 31st year of operation, is funded through State penalty assessment funds levied on convicted criminals and also from the Federal Victims of Crime Act (VOCA) funds. The funding is administered through the California Emergency Management Agency (Cal EMA), formerly the Office of Emergency Services (OES). Under the Victim Witness Assistance Grant, program staff provide mandated services which include crisis intervention and peer counseling, emergency assistance, court escort, criminal justice orientation, assistance with applications for compensation, restitution assistance, property return, case status/disposition, referral information, public educational presentations, training to service providers and others.

The Victim Witness Assistance Grant requires the provision of 14 distinct services offered to victims of all types of crime. The mandate precludes the District Attorney from selecting only certain services or only offering services to victims of certain crime types based on funding constraints.

**CASH BALANCE**

As of July 1, 2011, this fund is projected to have a negative cash balance of \$80,509 compared to the July 1, 2010, negative balance of \$102,036. The increase is attributed to the timing of reimbursement from the State. As this is a reimbursement grant, funds are received in arrears, quarterly, and the cash balance will normally be in a negative position at year-end. Accounting transactions are made at year-end to properly account for anticipated revenue to offset expenditures.

<b>District Attorney - Victim Services Program</b>				
<b>Classification</b>	<b>2009-2010 Actual</b>	<b>2010-2011 Adopted Budget</b>	<b>2011-2012 Requested Proposed Budget</b>	<b>2011-2012 Recommended Proposed Budget</b>
Taxes	\$0	\$0	\$0	\$0
Licenses, Permits, Franchises	\$0	\$0	\$0	\$0
Fines, Forfeitures, Penalties	\$0	\$0	\$0	\$0
Revenue from use of Assets	\$0	\$0	\$0	\$0
Intergovernmental Revenue	\$370,240	\$339,850	\$339,850	\$339,850
Charges for Service	\$0	\$0	\$0	\$0
Miscellaneous Revenue	\$0	\$0	\$0	\$0
Other Financing Sources	\$7,705	\$0	\$0	\$0
<b>Total Revenue</b>	<b>\$377,945</b>	<b>\$339,850</b>	<b>\$339,850</b>	<b>\$339,850</b>
Salaries and Benefits	\$350,696	\$304,711	\$336,850	\$336,850
Services and Supplies	\$10,154	\$38,467	\$6,328	\$6,328
Other Charges	\$0	\$0	\$0	\$0
Fixed Assets	\$0	\$0	\$0	\$0
Other Financing Uses	\$7,696	\$0	\$0	\$0
Equity	\$0	\$0	\$0	\$0
Intrafund	\$0	\$0	\$0	\$0
Contingencies	\$0	\$0	\$0	\$0
<b>Gross Costs</b>	<b>\$368,546</b>	<b>\$343,178</b>	<b>\$343,178</b>	<b>\$343,178</b>
<b>Fund Balance</b>	<b>(\$13,056)</b>	<b>\$0</b>	<b>\$0</b>	<b>\$0</b>
<b>Net County Cost</b>	<b>\$3,657</b>	<b>\$3,328</b>	<b>\$3,328</b>	<b>\$3,328</b>

## **PROGRAM DISCUSSION**

At the proposed level of funding, the Department can maintain current service levels. If the grant funding actually received is less than anticipated, service levels may be reduced as part of the Final Budget process. During the 2008-2009 Fiscal Year, this budget suffered significant cuts in funding which necessitated a reduction-in-force. In Fiscal Year 2009-2010, funding was provided at the same level, however, the Federal Stimulus program provided a small one-time augmentation of funds that helped to maintain service levels for the fiscal year. The funds provided in 2010-2011 allowed the program to maintain service levels consistent to those of the prior year. At this time the funding level for Budget Year 2011-2012 is unknown but it is anticipated that the grant award amount should be comparable to that received in Fiscal Year 2010-2011. The actual grant award amount should be known in time to make any adjustments during the Final Budget process.

## **STAFFING IMPACTS**

Total current authorized positions— 6

There are no recommended changes to the current level of staffing.

Total recommended authorized positions— 6

## **RECOMMENDED PROPOSED BUDGET**

It is recommended that a budget of \$343,178 be approved for the District Attorney – Victim Services Program. The net county cost contribution for this budget is unchanged from the Fiscal Year 2010-2011 Adopted Final Budget level.. This budget is funded from \$339,850 in estimated department revenue and a \$3,328 contribution from the General Fund.

**STANISLAUS COUNTY, CALIFORNIA**  
**Budget Year 2011-2012**



---

**CRIMINAL JUSTICE/PUBLIC PROTECTION**  
**Judicial**

**GRAND JURY**

Budget Unit 0100 0052100  
General Fund

**MISSION STATEMENT**

The primary function of the Grand Jury is to provide an unbiased oversight to investigate complaints from citizens about the operations of County and City government, School Districts and Special Districts, as required by law. The Grand Jury assures citizens that government is operating efficiently and in an ethical, honest manner. The Grand Jury investigates policies and procedures and makes recommendations to improve local government operations.

**SERVICES PROVIDED**

Grand Jury responsibilities are generally divided into civil and criminal. California Penal Code Section 904.6 permits any county to have an additional Grand Jury at the discretion of the Presiding Judge of the Superior Court. The intent of the legislation was to create a system comprising two grand juries, one for civil investigations, and the other for criminal indictments.

In Stanislaus County there are two separate grand juries. One is the Civil Grand Jury that conducts three types of investigations; mandatory, discretionary and citizen complaint investigations. Mandatory investigations are those that the California Penal Code requires the Grand Jury to undertake. The discretionary investigations are those over which the Legislature has given the Grand Jury jurisdiction, but has stated that it is not required. The citizen complaint investigations are those complaints within the jurisdiction of the Grand Jury received from a citizen. The statutes preclude the Grand Jury from considering complaints on matters before the courts, matters that are the subject of litigation, matters involving agencies located outside the County, matters involving privately held companies and matters involving the fiscal and administrative operations of the Superior Court.

The other Grand Jury is the Criminal Grand Jury that is an alternative to a preliminary hearing. Members serve for a maximum of six indictment hearings or one budget year, whichever comes first.

<b>Grand Jury</b>				
<b>Classification</b>	<b>2009-2010 Actual</b>	<b>2010-2011 Adopted Budget</b>	<b>2011-2012 Requested Proposed Budget</b>	<b>2011-2012 Recommended Proposed Budget</b>
Taxes	\$0	\$0	\$0	\$0
Licenses, Permits, Franchises	\$0	\$0	\$0	\$0
Fines, Forfeitures, Penalties	\$0	\$0	\$0	\$0
Revenue from use of Assets	\$0	\$0	\$0	\$0
Intergovernmental Revenue	\$0	\$0	\$0	\$0
Charges for Service	\$0	\$0	\$0	\$0
Miscellaneous Revenue	\$0	\$0	\$0	\$0
Other Financing Sources	\$0	\$0	\$0	\$0
<b>Total Revenue</b>	<b>\$0</b>	<b>\$0</b>	<b>\$0</b>	<b>\$0</b>
Salaries and Benefits	\$40,357	\$48,091	\$48,663	\$48,663
Services and Supplies	\$25,646	\$16,867	\$28,930	\$28,930
Other Charges	\$4,070	\$4,650	\$6,940	\$6,940
Fixed Assets	\$0	\$0	\$0	\$0
Other Financing Uses	\$1,391	\$0	\$0	\$0
Equity	\$0	\$0	\$0	\$0
Intrafund	\$29,245	\$28,430	\$21,978	\$21,978
Contingencies	\$0	\$0	\$0	\$0
<b>Gross Costs</b>	<b>\$100,709</b>	<b>\$98,038</b>	<b>\$106,511</b>	<b>\$106,511</b>
<b>Fund Balance</b>	<b>\$0</b>	<b>\$0</b>	<b>\$0</b>	<b>\$0</b>
<b>Net County Cost</b>	<b>\$100,709</b>	<b>\$98,038</b>	<b>\$106,511</b>	<b>\$106,511</b>

## PROGRAM DISCUSSION

At the proposed level of funding, the Grand Jury can maintain current operating and staffing costs. In Fiscal Year 2010-2011, the Department requested and was granted two budget adjustments to increase the budget for Civil Grand Jury fees. In Budget Year 2011-2012, these adjustments have now been included in the base budget for the department and provide for the full anticipated costs of the civil grand jury fees.

## STAFFING IMPACTS

Total current authorized positions— 0

## RECOMMENDED PROPOSED BUDGET

It is recommended that a budget of \$106,511 be approved for the Grand Jury. The General Fund contribution for this budget was increased by approximately 9% or \$8,473 from Fiscal Year 2010-2011 Adopted Final Budget level. The increase in net county cost contribution is to fully fund civil grand jury operations. This budget is funded from a \$106,511 contribution from the General Fund.

**STANISLAUS COUNTY, CALIFORNIA**  
**Budget Year 2011-2012**

**CRIMINAL JUSTICE/PUBLIC PROTECTION**  
**Other General**



**INTEGRATED CRIMINAL JUSTICE INFORMATION SYSTEM**

Budget Unit 5141 0016161  
Internal Service Fund

**MISSION STATEMENT**

The mission of the Integrated Criminal Justice Information System (ICJIS) Project is to continue the development of the ICJIS software, to enhance and modify the software to meet customers' changing needs, and to optimize business processes.

**OPERATIONAL PRIORITIES**

The Operational Priorities for ICJIS for 2011-2012 Budget Year include:

- ◆ ICJIS will implement additional electronic interfaces with Stanislaus County Superior Court and internal departments to reduce redundant entry and improve operational performance;
- ◆ ICJIS will continue to enhance and maintain a technical posture that facilitates ease of use, flexibility and interoperability; and
- ◆ ICJIS will contribute to a safe and secure community by providing local law enforcement, County Departments, and other agencies vital, real-time, criminal justice information.

**SERVICES PROVIDED**

The ICJIS Project is focused on developing a more efficient justice application for the benefit of all County justice departments. This application will be integrated across Stanislaus County's justice departments promoting efficient government operations.

**CASH BALANCE**

As of July 1, 2011 this fund is projected to have a positive cash balance of \$424,200 compared to the July 1 2010 positive balance of \$468,430. This budget is funded by charges to the County Justice departments (Sheriff's Office, Probation Department, District Attorney's Office and Public Defender). Revenues have been decreased by \$140,000 to assist the County Justice departments in meeting their budget reduction requirements. These (along with last year's) reductions in revenue will be off-set by the use of retained earnings, resulting in an approximately \$180,000 reduction in this fund's cash balance. A multi-year budget plan is being used to reduce retained earnings and offset departmental contributions.



<b>ICJIS</b>				
<b>Classification</b>	<b>2009-2010 Actual</b>	<b>2010-2011 Adopted Budget</b>	<b>2011-2012 Requested Proposed Budget</b>	<b>2011-2012 Recommended Proposed Budget</b>
Taxes	\$0	\$0	\$0	\$0
Licenses, Permits, Franchises	\$0	\$0	\$0	\$0
Fines, Forfeitures, Penalties	\$0	\$0	\$0	\$0
Revenue from use of Assets	\$0	\$0	\$0	\$0
Intergovernmental Revenue	\$0	\$0	\$0	\$0
Charges for Service	\$526,206	\$440,530	\$301,110	\$301,110
Miscellaneous Revenue	\$0	\$0	\$0	\$0
Other Financing Sources	\$0	\$0	\$0	\$0
<b>Total Revenue</b>	<b>\$526,206</b>	<b>\$440,530</b>	<b>\$301,110</b>	<b>\$301,110</b>
Salaries and Benefits	\$70,090	\$112,500	\$40,000	\$40,000
Services and Supplies	\$296,135	\$349,000	\$324,000	\$324,000
Other Charges	\$49,056	\$32,100	\$354,160	\$354,160
Fixed Assets				
Equipment	(\$323,915)	\$20,000	\$40,000	\$40,000
Other Financing Uses	\$2,375	\$0	\$0	\$0
Equity	\$0	\$0	\$0	\$0
Intrafund	\$0	\$0	\$0	\$0
Contingencies	\$0	\$0	\$0	\$0
<b>Gross Costs</b>	<b>\$93,741</b>	<b>\$513,600</b>	<b>\$758,160</b>	<b>\$758,160</b>
Retained Earnings	(\$432,465)	\$73,070	\$457,050	\$457,050
<b>Net County Cost</b>	<b>\$0</b>	<b>\$0</b>	<b>\$0</b>	<b>\$0</b>

## PROGRAM DISCUSSION

At the proposed level of funding, the ICJIS Project will continue efforts to develop, improve, and maintain the mission critical systems for Stanislaus County justice departments. Some of this years planned improvements include:

- ◆ Enhanced integration with the Courts (Calendaring)
- ◆ Additional inter-departmental interfaces to improve staff efficiency and reduce data redundancy; and
- ◆ Feature enhancements such as the DA's Complaint Automation system.

Due to new accounting requirements from the Government Accounting Standards Board (GASB51) for the reporting of "Intangible Assets", the value of ICJIS must now be reported and accounted for in the budget. Staff from the Auditor-Controller and Chief Executive Office have worked together to define the value of the ICJIS program at approximately \$2.7 million with a useful life of 10 years. To account for the second year of depreciation, \$295,460 has been budgeted in the other charges category. This increase is funded through the asset recorded value via the "Net Assets" fund balance and has a zero net effect to the budget.

On May 3, 2011 the Board of Supervisors approved the dissolution of the formal ICJIS commission along with the associated commission By Laws and Conflict of Interest Code.

## STAFFING IMPACTS

Total current authorized positions— 0

## RECOMMENDED PROPOSED BUDGET

It is recommended that a budget of \$758,160 be approved for the Integrated Criminal Justice Information System budget. This budget is funded from \$301,110 in estimated department revenue and \$457,050 in department retained earnings.



## **PROBATION**

### **MISSION STATEMENT**

As an integral part of the criminal justice system, Probation protects our community by:

- ◆ Promoting responsible behavior and offender accountability;
- ◆ Providing objective information and recommendations to the Superior Courts;
- ◆ Operating safe and secure juvenile facilities and programs; and
- ◆ Partnering with the community to provide direct services to offenders, families and victims.

### **OPERATIONAL PRIORITIES**

The Operational Priorities for the Probation Department for the 2011-2012 Budget Year include:

- ◆ The Department will finish planning and begin construction of the new 60 bed Juvenile Commitment Center;
- ◆ The Department will complete the budget year by meeting all expenditure and revenue targets;
- ◆ The Department will ensure a safe and secure Juvenile Hall;
- ◆ The Department will maintain compliance with annual training requirements per Corrections Standards Authority guidelines.

**STANISLAUS COUNTY, CALIFORNIA**  
**Budget Year 2011-2012**



**CRIMINAL JUSTICE/PUBLIC PROTECTION**  
**Detention and Correction**

**PROBATION—ADMINISTRATION**

Budget Unit 0100 0026050  
 General Fund

**SERVICES PROVIDED**

Probation - Administration is responsible for department-wide services for staff members in several geographical locations. These functional responsibilities include: policy development and implementation; staff development; human resources; contracts; collections; information technology support; grant management; purchasing; budget and fiscal services; staff training; and safety. This budget has 19 allocated positions that provide support to approximately 230 department staff positions.

<b>Probation - Administration</b>				
<b>Classification</b>	<b>2009-2010 Actual</b>	<b>2010-2011 Adopted Budget</b>	<b>2011-2012 Requested Proposed Budget</b>	<b>2011-2012 Recommended Proposed Budget</b>
Taxes	\$0	\$0	\$0	\$0
Licenses, Permits, Franchises	\$0	\$0	\$0	\$0
Fines, Forfeitures, Penalties	\$0	\$0	\$0	\$0
Revenue from use of Assets	\$0	\$0	\$0	\$0
Intergovernmental Revenue	\$104,330	\$104,330	\$104,330	\$104,330
Charges for Service	\$0	\$0	\$0	\$0
Miscellaneous Revenue	\$0	\$0	\$0	\$0
Other Financing Sources	\$56,028	\$0	\$0	\$0
<b>Total Revenue</b>	<b>\$160,358</b>	<b>\$104,330</b>	<b>\$104,330</b>	<b>\$104,330</b>
Salaries and Benefits	\$1,753,716	\$1,727,879	\$1,560,876	\$1,560,876
Services and Supplies	\$260,252	\$240,000	\$146,300	\$146,300
Other Charges	\$161,167	\$79,751	\$133,277	\$133,277
Fixed Assets				
Equipment	\$24,014	\$7,000	\$0	\$0
Other Financing Uses	\$59,133	\$0	\$0	\$0
Equity	\$0	\$0	\$0	\$0
Intrafund	\$130	\$1,000	\$0	\$0
Contingencies	\$0	\$0	\$0	\$0
<b>Gross Costs</b>	<b>\$2,258,412</b>	<b>\$2,055,630</b>	<b>\$1,840,453</b>	<b>\$1,840,453</b>
Fund Balance	\$0	\$0	\$0	\$0
<b>Net County Cost</b>	<b>\$2,098,054</b>	<b>\$1,951,300</b>	<b>\$1,736,123</b>	<b>\$1,736,123</b>

**PROGRAM DISCUSSION**

At the proposed level of funding the Department will only be able to provide for essential services required to maintain critical operations. Areas deemed less critical will be eliminated. Currently, measuring and tracking of outcomes for County and State programs has been significantly reduced, collection of fees and revenue will also be impacted, and the Department will have less resources to devote to internal auditing and tracking for lower level expenditures. All of these areas are necessary for the Department to continue to operate efficiently and comply with the rules and regulations associated with administrative operations.

The HVAC system at the Blue Gum facility is reaching the end of its useful service life. County Capital Projects staff is working with the California Energy Commission to evaluate repair and replacement

options for the HVAC system. The roof is also failing and is currently being evaluated to determine cost of repairs and replacement.

This budget will reflect the bulk of the Department's carry-over. Based on projections, it is anticipated that \$543,358 will be available, and most will be used to fund operations in the Juvenile Hall and Probation Field Services.

### **STAFFING IMPACTS**

Total current authorized positions— 17

There are no recommended changes to the current level of staffing.

Total recommended authorized positions— 17

### **RECOMMENDED PROPOSED BUDGET**

It is recommended that a budget of \$1,840,453 be approved for Probation – Administration. The net county cost contribution for this budget was reduced approximately 11% or \$215,177 from the Fiscal Year 2010-2011 Adopted Final Budget level. At this level of funding the Department achieves the net county General Fund cost reduction by salary savings from vacant positions, reductions in services and supplies, and lower costs with the Department of Juvenile Justice based on trends indicating fewer cases. This budget is funded from \$104,330 in estimated department revenue and a \$1,736,123 contribution from the General Fund. The Department also anticipates using approximately \$237,738 of prior year General Fund savings to fully fund the 2011-2012 Proposed Budget.

**STANISLAUS COUNTY, CALIFORNIA**  
**Budget Year 2011-2012**



**CRIMINAL JUSTICE/PUBLIC PROTECTION**  
**Detention and Correction**

**PROBATION—CORRECTIONS PERFORMANCE INCENTIVE FUND**

Budget Unit 1688 0026431  
 Special Revenue Fund

**SERVICES PROVIDED**

Senate Bill 678, the "California Community Corrections Performance Incentive Act of 2009" signed by the Governor on October 11, 2009, established a system of performance-based funding to support evidence-based practices relating to the supervision of adult felony offenders. SB 678 provides financial incentives for county probation departments to implement the best practices identified by experts as critical for reducing recidivism rates and therefore the number of revocations of probation to state prison. The Probation Department is using federal stimulus funding to implement and support an evidence-based probation supervision program that targets medium to high risk 18-25 year-old felony probationers. Using a Day Reporting Center model, a Probation Officer will provide intensive supervision to approximately 50 offenders, ensuring swift and certain consequences to hold probationers accountable for non-compliant behavior. Probation Officers will also provide community supervision activities including home contacts, searches and other compliance checks to those assigned to the program. Anticipated outcomes for the county's program include reductions in risk/needs factors, positive drug screens and incarceration days. Future funding to continue these programs will be based on the success in reducing recidivism among probationers.

**CASH BALANCE**

Funding for this budget unit is received on a reimbursement basis. There was no cash on hand on July 1, 2010, compared to \$4,107 projected July 1, 2011. Expenditures will not exceed claimable revenue.

<b>Probation - Corrections Performance Incentive Fund</b>				
<b>Classification</b>	<b>2009-2010 Actual</b>	<b>2010-2011 Adopted Budget</b>	<b>2011-2012 Requested Proposed Budget</b>	<b>2011-2012 Recommended Proposed Budget</b>
Taxes	\$0	\$0	\$0	\$0
Licenses, Permits, Franchises	\$0	\$0	\$0	\$0
Fines, Forfeitures, Penalties	\$0	\$0	\$0	\$0
Revenue from use of Assets	\$0	\$0	\$0	\$0
Intergovernmental Revenue	\$0	\$0	\$603,986	\$603,986
Charges for Service	\$0	\$285,506	\$0	\$0
Miscellaneous Revenue	\$0	\$0	\$0	\$0
Other Financing Sources	\$0	\$0	\$0	\$0
<b>Total Revenue</b>	<b>\$0</b>	<b>\$285,506</b>	<b>\$603,986</b>	<b>\$603,986</b>
Salaries and Benefits	\$0	\$277,638	\$499,134	\$499,134
Services and Supplies	\$0	\$7,868	\$103,202	\$103,202
Other Charges	\$0	\$0	\$1,650	\$1,650
Fixed Assets	\$0	\$0	\$0	\$0
Other Financing Uses	\$0	\$0	\$0	\$0
Equity	\$0	\$0	\$0	\$0
Intrafund	\$0	\$0	\$0	\$0
Contingencies	\$0	\$0	\$0	\$0
<b>Gross Costs</b>	<b>\$0</b>	<b>\$285,506</b>	<b>\$603,986</b>	<b>\$603,986</b>
<b>Fund Balance</b>	<b>\$0</b>	<b>\$0</b>	<b>\$0</b>	<b>\$0</b>
<b>Net County Cost</b>	<b>\$0</b>	<b>\$0</b>	<b>\$0</b>	<b>\$0</b>

## **PROGRAM DISCUSSION**

The department started to meet clients at the Day Reporting Center in January 2011. At the proposed level of funding, the Department can maintain an evidence-based probation supervision program that targets medium to high risk 18-25 year-old felony probationers. This budget is anticipated to fund five Deputy Probation Officers in Field Services, enabling the Department to save these positions from elimination. In Fiscal Year 2010-2011, up to 100 felony probationers were supervised under this program. It is anticipated that in Budget Year 2011-2012, the Department will be able to actively supervise up to 200 felony probationers.

## **STAFFING IMPACTS**

Total current authorized positions— 0

## **RECOMMENDED PROPOSED BUDGET**

It is recommended that a budget of \$603,986 be approved for the Probation – Corrections Performance Incentive Fund. This budget is funded from \$603,986 in estimated department revenue.

**STANISLAUS COUNTY, CALIFORNIA**  
**Budget Year 2011-2012**



**CRIMINAL JUSTICE/PUBLIC PROTECTION**  
**Detention and Correction**

**PROBATION—FIELD SERVICES**

Budget Unit 0100 0026100  
 General Fund

**SERVICES PROVIDED**

Probation - Field Services contains eleven major components providing a wide spectrum of public safety services to the Superior Courts and the community. Services include court sentencing investigations, court report preparation, processing of juvenile arrests and offender supervision. This budget also provides services to the offender to assist in re-integration into the community. Deputy Probation Officers assigned to the Drug Court Program work as part of a team to provide probation supervision services to Drug Court participants. The Department's armed officers provide intensive supervision to those offenders placed in the community who pose the greatest threat to public safety. The Department's Global Positioning System (GPS) officer supervises a high risk offender caseload where GPS monitoring is utilized. Court services provided by the Probation Department are State mandated by Penal Code Section 1203 and Welfare and Institutions Code Sections 281 and 706, while Penal Code Section 1202.8 and Welfare and Institutions Code Section 727 mandate offender supervision services. There are approximately 6,668 adult probationers and 879 juvenile offenders eligible for supervision in Stanislaus County.

<b>Probation - Field Services</b>				
<b>Classification</b>	<b>2009-2010 Actual</b>	<b>2010-2011 Adopted Budget</b>	<b>2011-2012 Requested Proposed Budget</b>	<b>2011-2012 Recommended Proposed Budget</b>
Taxes	\$0	\$0	\$0	\$0
Licenses, Permits, Franchises	\$0	\$0	\$0	\$0
Fines, Forfeitures, Penalties	\$4,868	\$4,000	\$4,000	\$4,000
Revenue from use of Assets	\$0	\$0	\$0	\$0
Intergovernmental Revenue	\$2,481,582	\$2,465,140	\$3,217,225	\$3,217,225
Charges for Service	\$1,174,268	\$948,085	\$883,476	\$883,476
Miscellaneous Revenue	\$12,792	\$30,500	\$5,500	\$5,500
Other Financing Sources	\$0	\$0	\$175,000	\$175,000
<b>Total Revenue</b>	<b>\$3,673,510</b>	<b>\$3,447,725</b>	<b>\$4,285,201</b>	<b>\$4,285,201</b>
Salaries and Benefits	\$9,118,391	\$9,105,919	\$9,325,048	\$9,325,048
Services and Supplies	\$366,649	\$420,466	\$445,880	\$445,880
Other Charges	\$275,616	\$288,730	\$475,050	\$475,050
Fixed Assets				
Equipment	\$11,372	\$0	\$0	\$0
Other Financing Uses	\$524,592	\$0	\$0	\$0
Equity	\$0	\$0	\$0	\$0
Intrafund	\$427,020	\$431,140	\$225,480	\$225,480
Contingencies	\$0	\$0	\$0	\$0
<b>Gross Costs</b>	<b>\$10,723,640</b>	<b>\$10,246,255</b>	<b>\$10,471,458</b>	<b>\$10,471,458</b>
<b>Fund Balance</b>	<b>\$0</b>	<b>\$0</b>	<b>\$0</b>	<b>\$0</b>
<b>Net County Cost</b>	<b>\$7,050,130</b>	<b>\$6,798,530</b>	<b>\$6,186,257</b>	<b>\$6,186,257</b>

**PROGRAM DISCUSSION**

The proposed level of funding will require the Probation Department to continue to hold vacancies to achieve savings, as well as moving officers into revenue-supported positions and tasks. These vacancies result in fewer offenders being supervised by the Department and continued and increased

“banking” of felony adult offenders. When a case is "banked," it receives no supervision services from a Probation Officer. The offender does not meet with an officer and the offender only has contact with the Probation Officer when a new law violation and arrest occurs. This will result in little or no services being provided to these offenders or their victims and potential negative impacts on public safety.

Alternative revenue sources, as well as increased partnerships with other agencies, have also helped to avoid staff reductions. Among the additional revenue sources is the Probation and Court-Based Alternatives Project Grant that will focus on reducing the number of non-violent female youth in secure detentions. To support this effort, the Department is requesting to restore an unfunded Deputy Probation Officer II and fund the position through this grant. Additionally, use of Federal stimulus will partially offset the General Fund reduction. The Department is requesting approval to move \$100,000 of funding from the Proposition 69 DNA Fund to cover staff costs associated with the required collection of DNA samples. Approval is also requested to move \$75,000 in funding collected by Probation staff from the Probation Criminalistics Lab Fund to cover staff costs.

This budget is projected to have a prior year carry over amount of \$341,872, based on analysis of expenditure and revenue trends and salary savings that resulted from a partnership with the Department of Child Support Services where a portion of Probation staff costs were covered to work with probationers on compliance with child support obligations. This carry over will be used to prevent staff reductions beyond those currently being experienced with vacancies.

### **STAFFING IMPACTS**

The Department has requested to restore one unfunded Deputy Probation Officer II position funded by the Court-Based Alternatives Project Grant.

Total current authorized positions— 109

It is recommended to restore one unfunded Deputy Probation Officer II position.

Total recommended authorized positions— 110

### **RECOMMENDED PROPOSED BUDGET**

It is recommended that a budget of \$10,471,458 be approved for Probation – Field Services. The net county cost contribution for this budget was reduced approximately 9% or \$612,273 from the Fiscal Year 2010-2011 Adopted Final Budget level. At this level of funding the Department achieves its net county cost reduction by moving Probation officers into revenue supported positions and tasks, through alternative revenue sources and increased partnerships, and through the use of \$341,872 in net county cost savings. This budget is funded from \$4,285,201 in estimated department revenue and a \$6,186,257 contribution from the General Fund. The Department also anticipates using approximately \$341,872 of prior year General Fund savings to fully fund the 2011-2012 Proposed Budget.

It is further recommended to approve the request to move \$100,000 of funding from the Prop 69 DNA Fund to cover staff costs associated with the required collection of DNA samples and to move \$75,000 in funding collected by Probation staff from the Probation Criminalistics Lab Fund to cover staff costs.



**STANISLAUS COUNTY, CALIFORNIA**  
**Budget Year 2011-2012**



**CRIMINAL JUSTICE/PUBLIC PROTECTION**  
**Detention and Correction**

**PROBATION—INSTITUTIONAL SERVICES**

Budget Unit 0100 0026200  
 General Fund

**SERVICES PROVIDED**

Probation - Institutional Services encompasses the operational and staffing costs for 158 Juvenile Hall beds and the Alternative to Custody Unit including the electronic monitoring and house arrest programs. The Juvenile Hall processes 1,800 to 2,000 new arrestees per year, in addition to acting as the County's only facility currently available to the court for the secure commitment of juveniles sentenced to local custody.

The Alternative to Custody Program addresses the needs of an average 150 juveniles per month, who might otherwise be detained in Juvenile Hall at a much higher cost.

<b>Probation - Institutional Services</b>				
<b>Classification</b>	<b>2009-2010 Actual</b>	<b>2010-2011 Adopted Budget</b>	<b>2011-2012 Requested Proposed Budget</b>	<b>2011-2012 Recommended Proposed Budget</b>
Taxes	\$0	\$0	\$0	\$0
Licenses, Permits, Franchises	\$0	\$0	\$0	\$0
Fines, Forfeitures, Penalties	\$0	\$0	\$0	\$0
Revenue from use of Assets	\$0	\$0	\$0	\$0
Intergovernmental Revenue	\$1,319,088	\$1,006,700	\$461,229	\$461,229
Charges for Service	\$93,251	\$85,000	\$85,000	\$85,000
Miscellaneous Revenue	\$2,990	\$42,920	\$10,000	\$10,000
Other Financing Sources	\$102,017	\$0	\$100,000	\$100,000
<b>Total Revenue</b>	<b>\$1,517,346</b>	<b>\$1,134,620</b>	<b>\$656,229</b>	<b>\$656,229</b>
Salaries and Benefits	\$6,622,137	\$6,586,350	\$6,360,199	\$6,360,199
Services and Supplies	\$752,899	\$887,595	\$801,000	\$801,000
Other Charges	\$165,801	\$145,050	\$292,410	\$292,410
Fixed Assets				
Buildings & Improvements	\$4,068	\$5,000	\$0	\$0
Equipment	\$3,388	\$7,500	\$0	\$0
Other Financing Uses	\$364,393	\$0	\$0	\$0
Equity	\$0	\$0	\$0	\$0
Intrafund	\$397,132	\$429,320	\$309,010	\$309,010
Contingencies	\$0	\$0	\$0	\$0
<b>Gross Costs</b>	<b>\$8,309,818</b>	<b>\$8,060,815</b>	<b>\$7,762,619</b>	<b>\$7,762,619</b>
Fund Balance	\$0	\$0	\$0	\$0
<b>Net County Cost</b>	<b>\$6,792,472</b>	<b>\$6,926,195</b>	<b>\$7,106,390</b>	<b>\$7,106,390</b>

**PROGRAM DISCUSSION**

The proposed level of General Fund support for this budget will not fully support the operation of the facility at or near its capacity. The average daily population at Juvenile Hall has been at or near the full capacity of 158 beds for the past several years. The reduced level of general fund support would require the Department to reduce the available bed capacity by 30, from the 158 total to 128 total beds. This would be accomplished by releasing minors arrested for felony offenses as well as shortening the length of stay for those sentenced by the court. Based on current booking statistics, in excess of 80% of those released will have been arrested for a Felony offense. In Fiscal Year 2010-2011, the

department was able to accomplish the reductions by population management practices that attempt to minimize the public safety impacts to the community. Fortunately, for Fiscal Year 2010-2011, law enforcement arrests and bookings were lower than in past years. However, there has been a significant increase in minors being arrested and prosecuted for crimes of violence such as murder and attempted murder. These minors require significant resources and negatively impact the ability to manage the population safely. The Department has indicated it will not release those minors facing serious and violent charges that pose the greatest threat to the community regardless of fiscal restraints. If this trend continues it will significantly limit the ability of the department to achieve the required cost savings. Additionally, the Department will be using \$500,000 in Youthful Offender Block Grant funding to partially offset the reductions in this budget to avoid more significant population reductions and releases that would pose significant public safety risks to the community.

The Department is requesting approval to move \$100,000 of funding from the Proposition 69 DNA Fund to cover staff costs related to the collection of required DNA samples in this budget unit.

This budget is projected to have a prior year carry-over amount of \$181,257, primarily related to increased revenue from school lunch reimbursements. Similar to the reimbursements received by schools from the federal government for providing free or reduced cost lunches to students, the Juvenile Hall is eligible for reimbursement for providing meals to qualified juveniles.

### **STAFFING IMPACTS**

Total current authorized positions— 87

There are no recommended changes to the current level of staffing.

Total recommended authorized positions— 87

### **RECOMMENDED PROPOSED BUDGET**

It is recommended that a budget of \$7,762,619 be approved for the Probation - Institutional Services. The net county cost contribution for this budget was increased approximately 2.6% or \$180,195 from the Fiscal Year 2010-2011 Adopted Final Budget level to help cover increased retirement and workers' compensation charges. At this level of funding the Department will be required to reduce the available bed capacity by up to 30 beds, which may require the early release of minors arrested for felony offenses. This budget is funded from \$656,229 in estimated department revenue and a \$7,106,390 contribution from the General Fund. The Department will also rely on the use of \$500,000 in Youthful Offender Block Grant revenue to offset greater service level reductions. The Department also anticipates using approximately \$181,257 of prior year General Fund savings to fully fund the 2011-2012 Proposed Budget.

It is further recommended to approve moving \$100,000 of funding from the Proposition 69 DNA Fund to cover staff costs related to the collection of required DNA samples.

**STANISLAUS COUNTY, CALIFORNIA**  
**Budget Year 2011-2012**



**CRIMINAL JUSTICE/PUBLIC PROTECTION**  
**Detention and Correction**

**PROBATION—JUVENILE ACCOUNTABILITY BLOCK GRANT (JABG)**

Budget Unit 1764 0026365  
 Special Revenue Fund

**SERVICES PROVIDED**

Funding for the Juvenile Accountability Block Grant is provided to Stanislaus County by the State's Correction Standards Authority and is 100% dedicated to this budget. The primary goals of the grant are to hold juvenile offenders accountable for their criminal activities and to provide services and activities to assist youthful offenders in curbing their criminal behaviors. Programs supported by this funding have included a community service project and alcohol and other drugs prevention and education programs.

The Community Service Program provides an opportunity for juvenile offenders to repair harm to the community for the damage they have caused through their criminal behavior by completing community work. Community service is geared towards helping restore the community and build competencies, as well as self-esteem, for youth participants. These programs have been provided through a contract with the United Way. The cognitive behavior therapy program provides evidence-based individual and group counseling to high-risk juvenile offenders of Stanislaus County. The regimen includes curriculum specific to cognitive life skills, anger control, drug and alcohol abuse, job readiness, truancy, and the "7 Building Blocks of Change".

**CASH BALANCE**

There is projected to be a \$0 cash balance in this fund on July 1, 2011 compared to \$3,655 on July 1, 2010.

<b>Probation - Juvenile Accountability Block Grant</b>				
<b>Classification</b>	<b>2009-2010 Actual</b>	<b>2010-2011 Adopted Budget</b>	<b>2011-2012 Requested Proposed Budget</b>	<b>2011-2012 Recommended Proposed Budget</b>
Taxes	\$0	\$0	\$0	\$0
Licenses, Permits, Franchises	\$0	\$0	\$0	\$0
Fines, Forfeitures, Penalties	\$0	\$0	\$0	\$0
Revenue from use of Assets	\$0	\$0	\$0	\$0
Intergovernmental Revenue	\$21,442	\$32,767	\$0	\$0
Charges for Service	\$0	\$0	\$0	\$0
Miscellaneous Revenue	\$0	\$0	\$0	\$0
Other Financing Sources	\$0	\$0	\$0	\$0
<b>Total Revenue</b>	<b>\$21,442</b>	<b>\$32,767</b>	<b>\$0</b>	<b>\$0</b>
Salaries and Benefits	\$0	\$0	\$0	\$0
Services and Supplies	\$28,310	\$32,767	\$0	\$0
Other Charges	\$18	\$0	\$0	\$0
Fixed Assets	\$0	\$0	\$0	\$0
Other Financing Uses	\$0	\$0	\$0	\$0
Equity	\$0	\$0	\$0	\$0
Intrafund	\$0	\$0	\$0	\$0
Contingencies	\$0	\$0	\$0	\$0
<b>Gross Costs</b>	<b>\$28,328</b>	<b>\$32,767</b>	<b>\$0</b>	<b>\$0</b>
<b>Fund Balance</b>	<b>\$6,886</b>	<b>\$0</b>	<b>\$0</b>	<b>\$0</b>
<b>Net County Cost</b>	<b>\$0</b>	<b>\$0</b>	<b>\$0</b>	<b>\$0</b>

**PROGRAM DISCUSSION**

It is not yet known whether the State will provide funding for this program in Budget Year 2011-2012. If funding is awarded, the department will return to the Board of Supervisors with a request to establish appropriations.

**STAFFING IMPACTS**

Total current authorized positions— 0

**RECOMMENDED PROPOSED BUDGET**

It is recommended that no budget be established at this time for Budget Year 2012-2012 for Probation – Juvenile Accountability Block Grant. If funding is awarded, the Department will return to the Board of Supervisors with a request to establish appropriations.

**STANISLAUS COUNTY, CALIFORNIA**  
**Budget Year 2011-2012**



**CRIMINAL JUSTICE/PUBLIC PROTECTION**  
**Detention and Correction**

**PROBATION—JUVENILE JUSTICE CRIME PREVENTION ACT (JJCPA)**

Budget Unit 1798 0026395  
 Special Revenue Fund

**SERVICES PROVIDED**

The Probation Department – Juvenile Justice Crime Prevention Act (JJCPA) provides programs designed to reduce juvenile crime; hold minors accountable for their actions; enhance supervision of minors during the critical hours for juvenile crime and to prevent minors from entering the criminal justice system; and reduce the incidence of drug use amongst substance abuse/dependence involved wards.

**CASH BALANCE**

The cash balance as of July 1, 2010 was \$271,717 compared to a projected balance of \$393,311 on July 1, 2011.

<b>Probation - Juvenile Justice Crime Prevention Act</b>				
<b>Classification</b>	<b>2009-2010 Actual</b>	<b>2010-2011 Adopted Budget</b>	<b>2011-2012 Requested Proposed Budget</b>	<b>2011-2012 Recommended Proposed Budget</b>
Taxes	\$0	\$0	\$0	\$0
Licenses, Permits, Franchises	\$0	\$0	\$0	\$0
Fines, Forfeitures, Penalties	\$0	\$0	\$0	\$0
Revenue from use of Assets	\$432	\$0	\$0	\$0
Intergovernmental Revenue	\$1,211,108	\$1,303,973	\$0	\$0
Charges for Service	\$0	\$0	\$0	\$0
Miscellaneous Revenue	\$0	\$0	\$0	\$0
Other Financing Sources	\$0	\$0	\$0	\$0
<b>Total Revenue</b>	<b>\$1,211,540</b>	<b>\$1,303,973</b>	<b>\$0</b>	<b>\$0</b>
Salaries and Benefits	\$1,038,821	\$1,283,434	\$376,951	\$376,951
Services and Supplies	\$53,163	\$20,500	\$0	\$0
Other Charges	\$25,755	\$16,590	\$16,960	\$16,960
Fixed Assets	\$0	\$0	\$0	\$0
Other Financing Uses	\$64,288	\$0	\$0	\$0
Equity	\$0	\$0	\$0	\$0
Intrafund	\$0	\$0	\$0	\$0
Contingencies	\$0	\$0	\$0	\$0
<b>Gross Costs</b>	<b>\$1,182,027</b>	<b>\$1,320,524</b>	<b>\$393,911</b>	<b>\$393,911</b>
<b>Fund Balance</b>	<b>(\$29,513)</b>	<b>\$16,551</b>	<b>\$393,911</b>	<b>\$393,911</b>
<b>Net County Cost</b>	<b>\$0</b>	<b>\$0</b>	<b>\$0</b>	<b>\$0</b>

**PROGRAM DISCUSSION**

This budget is funded with revenue from the State Vehicle License Fee (VLF.) The VLF dedicated to probation activities is due to expire June 30, 2011. Unless there is State action to extend or reinstate this funding source, no revenue will be generated for this budget beyond June 30, 2011. Existing fund balance will be available to fund operations through December 2011. At that time, it is anticipated that all staffing and operations supported by this funding source will be eliminated. The Department will unfund 13 of the 15 vacant positions in this budget and will monitor the expenditures closely to ensure

that the expenditures do not exceed its available balance. It is the intention of the Department to return to the Board of Supervisors to remove the remaining positions and eliminate this budget if the funding is not reauthorized.

### **STAFFING IMPACTS**

The Department has requested to unfund the following vacant positions: one Manager IV-Safety, one Supervising Probation Officer, one Deputy Probation Officer III, four Deputy Probation Officers II, one Probation Corrections Officer III, and five Probation Corrections Officers II.

Total current authorized positions— 15

It is recommended to unfund the following vacant positions: one Manager IV-Safety, one Supervising Probation Officer, one Deputy Probation Officer III, four Deputy Probation Officers II, one Probation Corrections Officer III, and five Probation Corrections Officers II.

Total recommended authorized positions— 2

### **RECOMMENDED PROPOSED BUDGET**

It is recommended that a budget of \$393,911 be approved for the Probation Department – Juvenile Justice Crime Prevention Act (JJCPA). This budget is funded from \$393,911 in departmental fund balance which is anticipated to carry this program through December 2011. Unless State dedicated VLF is extended or reinstated, all staffing and operations supported by this funding source will have been eliminated once the departmental fund balance has been expended.

**STANISLAUS COUNTY, CALIFORNIA**  
**Budget Year 2011-2012**



**CRIMINAL JUSTICE/PUBLIC PROTECTION**  
**Detention and Correction**

**PROBATION—WARD WELFARE FUND**

Budget Unit 1765 0026420  
 Special Revenue Fund

**SERVICES PROVIDED**

The purpose of this program is to provide increased services to juveniles through funds received from contracted Juvenile Hall telephones service. The funds are distributed to provide for the benefit, education and welfare of the wards and detainees in Juvenile Hall, and comply with State requirements for establishing such funds.

**CASH BALANCE**

The cash balance as of July 1, 2010 was \$262,541 compared to a projected balance of \$293,473 on July 1, 2011.

<b>Probation - Ward Welfare Fund</b>				
<b>Classification</b>	<b>2009-2010 Actual</b>	<b>2010-2011 Adopted Budget</b>	<b>2011-2012 Requested Proposed Budget</b>	<b>2011-2012 Recommended Proposed Budget</b>
Taxes	\$0	\$0	\$0	\$0
Licenses, Permits, Franchises	\$0	\$0	\$0	\$0
Fines, Forfeitures, Penalties	\$0	\$0	\$0	\$0
Revenue from use of Assets	\$0	\$0	\$0	\$0
Intergovernmental Revenue	\$0	\$0	\$0	\$0
Charges for Service	\$0	\$0	\$0	\$0
Miscellaneous Revenue	\$30,627	\$40,000	\$40,000	\$40,000
Other Financing Sources	\$0	\$0	\$0	\$0
<b>Total Revenue</b>	<b>\$30,627</b>	<b>\$40,000</b>	<b>\$40,000</b>	<b>\$40,000</b>
Salaries and Benefits	\$0	\$0	\$0	\$0
Services and Supplies	\$995	\$20,000	\$20,000	\$20,000
Other Charges	\$11	\$0	\$0	\$0
Fixed Assets				
Buildings & Improvements	\$0	\$10,000	\$10,000	\$10,000
Equipment	\$0	\$10,000	\$10,000	\$10,000
Other Financing Uses	\$0	\$0	\$0	\$0
Equity	\$0	\$0	\$0	\$0
Intrafund	\$0	\$0	\$0	\$0
Contingencies	\$0	\$0	\$0	\$0
<b>Gross Costs</b>	<b>\$1,006</b>	<b>\$40,000</b>	<b>\$40,000</b>	<b>\$40,000</b>
<b>Fund Balance</b>	<b>(\$29,621)</b>	<b>\$0</b>	<b>\$0</b>	<b>\$0</b>
<b>Net County Cost</b>	<b>\$0</b>	<b>\$0</b>	<b>\$0</b>	<b>\$0</b>

**PROGRAM DISCUSSION**

At the proposed level of funding, the Department can maintain services provided to juvenile detainees in the institution. This funding has been used to purchase quilts, books and recreational equipment for use in the Juvenile Hall.

**STAFFING IMPACTS**

Total current authorized positions— 0

## **RECOMMENDED PROPOSED BUDGET**

It is recommended that a budget of \$40,000 be approved for the Probation – Ward Welfare Fund, which will allow the Department to maintain services provided to juvenile detainees in the institution. This budget is funded from \$40,000 in estimated department revenue.



**STANISLAUS COUNTY, CALIFORNIA**  
**Budget Year 2011-2012**



**CRIMINAL JUSTICE/PUBLIC PROTECTION**  
**Detention and Correction**

**PROBATION—YOUTHFUL OFFENDER BLOCK GRANT**

Budget Unit 1698 26406  
 Special Revenue Fund

**SERVICES PROVIDED**

Effective September 1, 2007, Senate Bill 81 and its follow up legislation Assembly Bill 191, made major revisions to the Welfare and Institutions Code and implemented what has become known as the Juvenile Justice Realignment Law. The purpose of this block grant is to enhance the capacity of the Probation Department to implement an effective continuum of services to respond to crime and delinquency. It provides resources for the custody and parole of youthful offenders to age 21.

**CASH BALANCE**

The cash balance available on July 1, 2010 was \$1,042,654, compared to the projected balance of \$2,870,676 on July 1, 2011.

<b>Probation - Youthful Offender Block Grant</b>				
<b>Classification</b>	<b>2009-2010 Actual</b>	<b>2010-2011 Adopted Budget</b>	<b>2011-2012 Requested Proposed Budget</b>	<b>2011-2012 Recommended Proposed Budget</b>
Taxes	\$0	\$0	\$0	\$0
Licenses, Permits, Franchises	\$0	\$0	\$0	\$0
Fines, Forfeitures, Penalties	\$0	\$0	\$0	\$0
Revenue from use of Assets	\$0	\$0	\$0	\$0
Intergovernmental Revenue	\$948,505	\$948,505	\$594,770	\$594,770
Charges for Service	\$0	\$0	\$0	\$0
Miscellaneous Revenue	\$0	\$0	\$0	\$0
Other Financing Sources	\$0	\$0	\$0	\$0
<b>Total Revenue</b>	<b>\$948,505</b>	<b>\$948,505</b>	<b>\$594,770</b>	<b>\$594,770</b>
Salaries and Benefits	\$82,200	\$908,875	\$589,350	\$589,350
Services and Supplies	\$231	\$32,440	\$1,000	\$1,000
Other Charges	\$3,861	\$4,190	\$4,420	\$4,420
Fixed Assets				
Equipment	\$0	\$3,000	\$0	\$0
Other Financing Uses	\$5,717	\$0	\$0	\$0
Equity	\$0	\$0	\$0	\$0
Intrafund	\$0	\$0	\$0	\$0
Contingencies	\$0	\$0	\$0	\$0
<b>Gross Costs</b>	<b>\$92,009</b>	<b>\$948,505</b>	<b>\$594,770</b>	<b>\$594,770</b>
Fund Balance	(\$856,496)	\$0	\$0	\$0
<b>Net County Cost</b>	<b>\$0</b>	<b>\$0</b>	<b>\$0</b>	<b>\$0</b>

**PROGRAM DISCUSSION**

The Youthful Offender Block Grant was established to provide resources for the custody and parole of youthful offenders to age 21. This funding must be used for those minors who might have been sent to the State Division of Juvenile Justice or are at risk of being sent to a State institution.

The proposed level of funding will allow the Department to maintain three programs during the next fiscal year: (1) Youthful Offender Reintegration and Rehabilitation Program; (2) Intensive Probation

Supervision Programs; and (3) Placement Opportunities Program. One Deputy Probation Officer is funded to provide re-entry planning, intensive supervision, and transitional services of wards already paroled, or being paroled, out of Department of Juvenile Justice (DJJ) facilities and for those wards that would have previously been commitment to DJJ. Additionally, funding in this budget will be used to avoid further reductions in the Juvenile Hall bed capacity. As outlined in the Institutions budget narrative, without this funding, further bed reductions at Juvenile Hall would be unavoidable.

### **STAFFING IMPACTS**

Total current authorized positions— 1

There are no recommended changes to the current level of staffing.

Total recommended authorized positions— 1

### **RECOMMENDED PROPOSED BUDGET**

It is recommended that a budget of \$594,770 be approved for the Probation – Youthful Offender Block Grant which will allow the Department to maintain three programs related to the custody and parole of youthful offenders to age 21. This budget is funded from \$594,770 in estimated department revenue.



## **PUBLIC DEFENDER**

### **MISSION STATEMENT**

The mission of the Public Defender's Office is to provide vigorous and effective representation of indigents. The Public Defender's Office duties are mandated by the United States and State of California Constitutions and Statutes enacted by the California Legislature. The Public Defender's Office represents clients accused of crimes, those involved in dependency matters, those accused of criminal contempt and people who are facing involuntary mental health commitment.

### **OPERATIONAL PRIORITIES**

The Operational Priorities for the Public Defender for the 2011-2012 Budget Year include:

- ◆ The Public Defender's first priority is to provide efficient and effective representation to clients accused in felony criminal matters;
- ◆ The Department's next priority is to provide efficient and effective representation to those clients accused in misdemeanor criminal cases;
- ◆ The Department's third priority is to provide efficient and effective representation to clients who are facing involuntary mental health commitment;
- ◆ The next priority of the Public Defender's Office is to provide effective representation to those clients facing the loss of a familial relationship in child dependency cases; and
- ◆ The fifth priority of the Department is to provide effective representation to those clients accused of contempt of court for failure to pay child or spousal support.

**STANISLAUS COUNTY, CALIFORNIA**  
**Budget Year 2011-2012**



**CRIMINAL JUSTICE/PUBLIC PROTECTION**  
**Judicial**

**PUBLIC DEFENDER**  
 Budget Unit 0100 0027000  
 General Fund

**SERVICES PROVIDED**

When the State or Federal law requires that an indigent person appearing in a Stanislaus County Court have legal representation, the Public Defender is appointed. The vast majority of those people who are charged with a crime in the County, except in the case of a conflict, are represented by the Public Defender's Office. These charges range from murder to driving without a license and everything in between. The Public Defender's Office is also appointed to represent those who face an involuntary conservatorship or who face a loss of parental rights in child dependency matters.

<b>Public Defender</b>				
<b>Classification</b>	<b>2009-2010 Actual</b>	<b>2010-2011 Adopted Budget</b>	<b>2011-2012 Requested Proposed Budget</b>	<b>2011-2012 Recommended Proposed Budget</b>
Taxes	\$0	\$0	\$0	\$0
Licenses, Permits, Franchises	\$0	\$0	\$0	\$0
Fines, Forfeitures, Penalties	\$0	\$0	\$0	\$0
Revenue from use of Assets	\$0	\$0	\$0	\$0
Intergovernmental Revenue	\$263,858	\$324,716	\$246,686	\$246,686
Charges for Service	\$219,728	\$180,000	\$290,000	\$290,000
Miscellaneous Revenue	\$0	\$680	\$680	\$680
Other Financing Sources	\$165,605	\$183,596	\$150,328	\$150,328
<b>Total Revenue</b>	<b>\$649,191</b>	<b>\$688,992</b>	<b>\$687,694</b>	<b>\$687,694</b>
Salaries and Benefits	\$5,357,604	\$5,012,800	\$4,801,276	\$4,801,276
Services and Supplies	\$175,724	\$240,000	\$265,519	\$265,519
Other Charges	\$156,414	\$157,489	\$147,383	\$147,383
Fixed Assets	\$0	\$0	\$0	\$0
Other Financing Uses	\$187,371	\$0	\$0	\$0
Equity	\$0	\$0	\$0	\$0
Intrafund	\$306,103	\$297,620	\$257,668	\$257,668
Contingencies	\$0	\$0	\$0	\$0
<b>Gross Costs</b>	<b>\$6,183,216</b>	<b>\$5,707,909</b>	<b>\$5,471,846</b>	<b>\$5,471,846</b>
Fund Balance	\$0	\$0	\$0	\$0
<b>Net County Cost</b>	<b>\$5,534,025</b>	<b>\$5,018,917</b>	<b>\$4,784,152</b>	<b>\$4,784,152</b>

**PROGRAM DISCUSSION**

At the proposed level of funding, the Department can maintain most of the services that it has provided this past year, provided that caseloads remain at the lower levels experienced this past year and that pending announced retirements occur as planned. During calendar year 2010, the Public Defender's Office was appointed to a little more than 14,000 cases. The number of cases in 2010 was down approximately 10% compared to 2009 when the Department was appointed to 15,501 cases. There does not appear to be a reduction in the number of murder cases assigned to the Department. The reduction in the number of new matters for which the Department was appointed largely explains how it has been able to continue to provide the same level of services as in the past with a significantly reduced staff.

Since July 1, 2008, staff of the Public Defender's Office has been reduced from 49 to 40 full-time employees, mostly through attrition. In order to achieve its net county cost reduction for 2011-2012, the Department will rely on salary savings from two Attorney positions which just recently became vacant, as well as salary savings from the pending retirements of the Chief Deputy Public Defender and a Legal Clerk. Factoring in these vacancies would leave the Department at 36 full-time positions. Currently the attorneys of the Public Defender's Office carry a caseload that is considerably above guidelines suggested by the American Bar Association and the State Bar Association. For at least the last 5 years, Stanislaus County had remarkably low costs for the defense of indigents, with the approximate cost of a case handled by the Public Defender's Office at \$340.

In every case in which the Public Defender's Office is appointed, the Department is required by law to provide legal representation. If the Public Defender's Office becomes so overloaded with new cases that, in the opinion of the Public Defender there are not sufficient resources in the Department to provide competent representation, the office must refuse appointment. The Superior Court would then appoint local private counsel to serve as counsel in these refused matters and Stanislaus County would be required to pay for such representation.

If the caseload of the Public Defender's Office were to increase to the levels of 2009, the office would not be able to accept appointment to a number of cases with its current staff. The cases would then be assigned to private counsel at a cost of approximately \$4,500 for felonies and more than \$1,000 for a misdemeanor, resulting in sharply higher costs to the County.

### **STAFFING IMPACTS**

The Department has requested to unfund two vacant Attorney V positions to support its budget balancing strategy.

Total current authorized positions—40

It is recommended to unfund two vacant Attorney V positions.

Total recommended authorized positions— 38

### **RECOMMENDED PROPOSED BUDGET**

It is recommended that a budget of \$5,471,846 be approved for the Public Defender. The net county cost contribution for this budget was reduced approximately 5% or \$234,765 from the Fiscal Year 2010-2011 Adopted Final Budget level. At the proposed level of funding the Department achieves its net county cost reduction by leaving two staff attorney positions vacant and salary savings from the announced retirements in three other positions. This budget is funded from \$687,694 in estimated department revenue and a \$4,784,152 contribution from the General Fund.

**STANISLAUS COUNTY, CALIFORNIA**  
**Budget Year 2011-2012**



**CRIMINAL JUSTICE/PUBLIC PROTECTION**  
**Judicial**

**PUBLIC DEFENDER—INDIGENT DEFENSE**

Budget Unit 0100 0027500  
 General Fund

**SERVICES PROVIDED**

This budget funds those costs for indigent defense that are not provided by the Public Defender's Office. When the Public Defender's Office is unable to represent an indigent individual because of a legal conflict of interest, separate counsel must be provided. For this purpose, the County contracts with two local law firms. In early March 2011, the Indigent Defense agreements were renewed for three years with the two current legal firms. Included in the new arrangements for legal services was a 10% reduction effective July 1, 2011 for a three year term through June 30, 2014. When these firms are unable to provide representation, the services of a member of the local criminal bar defense panel are retained. The cost of the yearly contract with these two firms and the panel attorneys are paid from this fund. In addition, any expert witness fees or investigation costs that arise in these cases are paid from the fund.

<b>Public Defender - Indigent Defense</b>				
<b>Classification</b>	<b>2009-2010 Actual</b>	<b>2010-2011 Adopted Budget</b>	<b>2011-2012 Requested Proposed Budget</b>	<b>2011-2012 Recommended Proposed Budget</b>
Taxes	\$0	\$0	\$0	\$0
Licenses, Permits, Franchises	\$0	\$0	\$0	\$0
Fines, Forfeitures, Penalties	\$0	\$0	\$0	\$0
Revenue from use of Assets	\$0	\$0	\$0	\$0
Intergovernmental Revenue	\$0	\$0	\$0	\$0
Charges for Service	\$0	\$0	\$0	\$0
Miscellaneous Revenue	\$0	\$0	\$0	\$0
Other Financing Sources	\$0	\$0	\$0	\$0
<b>Total Revenue</b>	<b>\$0</b>	<b>\$0</b>	<b>\$0</b>	<b>\$0</b>
Salaries and Benefits	\$0	\$0	\$0	\$0
Services and Supplies	\$3,584,881	\$3,412,378	\$3,071,140	\$3,071,140
Other Charges	\$0	\$0	\$0	\$0
Fixed Assets	\$0	\$0	\$0	\$0
Other Financing Uses	\$0	\$0	\$0	\$0
Equity	\$0	\$0	\$0	\$0
Intrafund	\$0	\$0	\$0	\$0
Contingencies	\$0	\$0	\$0	\$0
<b>Gross Costs</b>	<b>\$3,584,881</b>	<b>\$3,412,378</b>	<b>\$3,071,140</b>	<b>\$3,071,140</b>
Fund Balance	\$0	\$0	\$0	\$0
<b>Net County Cost</b>	<b>\$3,584,881</b>	<b>\$3,412,378</b>	<b>\$3,071,140</b>	<b>\$3,071,140</b>

**PROGRAM DISCUSSION**

At the proposed level of funding, it is anticipated that the Department will be able to maintain current service levels. As the fiscal year begins the two local firms who provide the majority of representation under this fund have agreed to a 10% reduction in the cost of their services. The Chief Executive Office along with the County Public Defender are studying further cost reduction measures.

**STAFFING IMPACTS**

Total current authorized positions—0

**RECOMMENDED PROPOSED BUDGET**

It is recommended that a budget of \$3,071,140 be approved for Public Defender - Indigent Defense for indigent defense services. The net county cost contribution for this budget was reduced approximately 10% or \$341,238 from the Fiscal Year 2010-2011 Adopted Final Budget level. At this level of funding, the Department achieves its net county cost reduction through a 10% reduction in the cost of services with the two local contract firms. This budget is funded from a \$3,071,140 contribution from the General Fund.



## **SHERIFF**

### **MISSION STATEMENT**

We, the members of the Stanislaus County Sheriff's Department, are dedicated to serve and protect the community to the highest standard of professionalism and ethical conduct by ENFORCEMENT, PREVENTION and EDUCATION in partnership throughout our community.

### **OPERATIONAL PRIORITIES**

The Operational Priorities for the Sheriff for the 2011-2012 Budget Year include:

- ◆ Allocate and deploy diminished resources to meet the public's need for services by strengthening community partnerships, working together and sharing the resources and costs of public safety with all justice partners;
- ◆ Continue to maintain maximum inmate population capacity within the three detention facilities to sustain a reasonable level of public safety, continue to focus efforts in re-organizing the Jail Alternatives Program to sustain an ever-increasing number of participants and evaluate additional job/program placements for Alternative Work Program participants to assist in the consolidation of county services;
- ◆ Pursue contractual agreements with other public agencies to fill vacant jail beds, thereby generating additional revenue for the county;
- ◆ Participate in on-going negotiations between the county and insurance provider to replace 172 inmate beds lost in an electrical fire in June 2010 at the Honor Farm;
- ◆ Continue to enhance the on-line reporting module to make reporting and analysis of information more efficient. The on-line reporting module has been successful in reducing patrol responses to non-priority calls. The community response following the public education campaign was overwhelmingly positive. There were over 130 cases reported on-line in February 2011 alone. We expect this pattern of use to continue.
- ◆ Continue to staff each patrol shift with (7) deputies even though resources are severely limited. It is important to fill all beats with Deputy Sheriff staff so that all community members are equally served and officer safety is not compromised; and
- ◆ Identify funding sources and an operational period to implement a gang suppression/investigation team, targeting gangs and gang members who prey on legitimate community members and deal in narcotics.



**STANISLAUS COUNTY, CALIFORNIA**  
**Budget Year 2011-2012**



**CRIMINAL JUSTICE/PUBLIC PROTECTION**  
**Police Protection**

**SHERIFF—ADMINISTRATION**

Budget Unit 0100 0028100  
 General Fund

**SERVICES PROVIDED**

The Administrative Division of the Sheriff's Department provides for the management, policy direction and oversight of all functions of the Sheriff's Department including specific responsibility for professional standards, human resources, recruitment, labor agreements, compliance, internal affairs, personnel matters, purchasing, payroll, accounting, budgeting, grant and contract management and information technology.

Overall the Sheriff's Department's General Fund budgets include Administration, Detention, Operations, Court Security, Contract Cities, Ray Simon Training Center and a number of Special Revenue Fund budgets for specific funding purposes as well as the Jail Commissary/Inmate Welfare budget in the Enterprise Fund.

<b>Sheriff - Administration</b>				
<b>Classification</b>	<b>2009-2010 Actual</b>	<b>2010-2011 Adopted Budget</b>	<b>2011-2012 Requested Proposed Budget</b>	<b>2011-2012 Recommended Proposed Budget</b>
Taxes	\$0	\$0	\$0	\$0
Licenses, Permits, Franchises	\$0	\$0	\$0	\$0
Fines, Forfeitures, Penalties	\$0	\$0	\$0	\$0
Revenue from use of Assets	\$0	\$0	\$0	\$0
Intergovernmental Revenue	\$12,795	\$0	\$0	\$0
Charges for Service	\$125,721	\$109,908	\$106,865	\$106,865
Miscellaneous Revenue	(\$8,149)	\$0	\$0	\$0
Other Financing Sources	\$598,478	\$0	\$0	\$0
<b>Total Revenue</b>	<b>\$728,845</b>	<b>\$109,908</b>	<b>\$106,865</b>	<b>\$106,865</b>
Salaries and Benefits	\$3,036,658	\$2,957,665	\$2,597,098	\$2,597,098
Services and Supplies	\$524,718	\$610,166	\$625,959	\$625,959
Other Charges	\$214,640	\$211,650	\$266,192	\$266,192
Fixed Assets				
Equipment	\$625,970	\$7,200	\$38,000	\$38,000
Other Financing Uses	\$104,994	\$0	\$0	\$0
Equity	\$0	\$0	\$0	\$0
Intrafund	\$112,545	\$128,560	\$19,800	\$19,800
Contingencies	\$0	\$0	\$0	\$0
<b>Gross Costs</b>	<b>\$4,619,525</b>	<b>\$3,915,241</b>	<b>\$3,547,049</b>	<b>\$3,547,049</b>
Fund Balance	\$0	\$0	\$0	\$0
<b>Net County Cost</b>	<b>\$3,890,680</b>	<b>\$3,805,333</b>	<b>\$3,440,184</b>	<b>\$3,440,184</b>

**PROGRAM DISCUSSION**

At the proposed level of funding, the Department can maintain basic administrative services for the entire Department. For the Department to achieve the targeted net county cost reduction during Budget Year 2011-2012, a reduction-in force was approved by the Board of Supervisors on November 2, 2010, and December 7, 2010, effective January 29, 2011.

## **STAFFING IMPACTS**

Total current authorized positions—24

There are no recommended changes to the current level of staffing.

Total recommended authorized positions— 24

## **RECOMMENDED PROPOSED BUDGET**

It is recommended that a budget of \$3,547,049 be approved for the Sheriff – Administration budget. The net county cost contribution for this budget was reduced by over 9% or \$365,149 from the Fiscal Year 2010-2011 Adopted Final Budget level. At this level of funding the Department achieves its net county cost reduction through salary and benefit savings from a reduction-in-force of three positions effective January 29, 2011, and the deletion of one vacant position as approved with the 2010-2011 Mid-Year Report. This budget is funded from \$106,865 in estimated department revenue and a \$3,440,184 contribution from the General Fund.

**STANISLAUS COUNTY, CALIFORNIA**

**Budget Year 2011-2012**

**CRIMINAL JUSTICE/PUBLIC PROTECTION**

**Other Protection**



**SHERIFF—CAL ID PROGRAM**

Budget Unit 1703 0028600

Special Revenue Fund

**SERVICES PROVIDED**

The Sheriff's California Identification Program (CAL-ID) is a statewide fingerprint identification system that is monitored by the Department of Justice. This identification system is currently being expanded to include both fingerprint and mug shot communication with officers in the field, the Sheriff's Department Records Division and the State of California. A Joint Powers Agreement between the County's nine cities and the County is in place. The governing board is the Remote Access Network (RAN). The RAN Board is comprised of law enforcement officials from agencies within the County and a member from the Board of Supervisors.

**CASH BALANCE**

As of July 1, 2011, this fund is anticipated to have a positive cash balance of \$2,102, compared to the July 1, 2010 positive cash balance of \$359,283. The decrease is due to the purchase of equipment and maintenance contracts. Appropriations are used to purchase minimal equipment, maintain the equipment purchased in prior years as well as fund a Systems Technician to support the program. This program is funded by state revenue from Vehicle License Fees.

<b>Sheriff - CAL ID Program</b>				
<b>Classification</b>	<b>2009-2010 Actual</b>	<b>2010-2011 Adopted Budget</b>	<b>2011-2012 Requested Proposed Budget</b>	<b>2011-2012 Recommended Proposed Budget</b>
Taxes	\$0	\$0	\$0	\$0
Licenses, Permits, Franchises	\$0	\$0	\$0	\$0
Fines, Forfeitures, Penalties	\$0	\$0	\$0	\$0
Revenue from use of Assets	\$4,865	\$0	\$0	\$0
Intergovernmental Revenue	\$421,485	\$400,000	\$415,000	\$415,000
Charges for Service	\$0	\$0	\$0	\$0
Miscellaneous Revenue	\$0	\$0	\$0	\$0
Other Financing Sources	\$0	\$0	\$0	\$0
<b>Total Revenue</b>	<b>\$426,350</b>	<b>\$400,000</b>	<b>\$415,000</b>	<b>\$415,000</b>
Salaries and Benefits	\$104,311	\$94,678	\$66,972	\$66,972
Services and Supplies	\$73,224	\$359,067	\$342,238	\$342,238
Other Charges	\$4,569	\$3,680	\$5,790	\$5,790
Fixed Assets				
Equipment	\$47,014	\$8,000	\$0	\$0
Other Financing Uses	\$2,740	\$0	\$0	\$0
Equity	\$0	\$0	\$0	\$0
Intrafund	\$0	\$0	\$0	\$0
Contingencies	\$0	\$0	\$0	\$0
<b>Gross Costs</b>	<b>\$231,858</b>	<b>\$465,425</b>	<b>\$415,000</b>	<b>\$415,000</b>
Fund Balance	(\$194,492)	\$65,425	\$0	\$0
<b>Net County Cost</b>	<b>\$0</b>	<b>\$0</b>	<b>\$0</b>	<b>\$0</b>

## PROGRAM DISCUSSION

At the proposed level of funding, the Sheriff's California Identification Program (CAL-ID) can maintain existing assets and support the County's LiveScan and Automated Fingerprint Identification System (AFIS). Last year a critical project was completed that placed Live Scan Machines and Mug Photo Stations in all of the municipal police departments and in the Sheriff's Department to handle misdemeanor bookings in the field without having law enforcement officers spend time transporting and booking the arrestees at the jail, just to be booked and released on a citation. This has promoted efficiency throughout the law enforcement community and saved on booking costs and workload in the detention facilities.

## STAFFING IMPACTS

Total current authorized positions—1

There are no recommended changes to the current level of staffing.

Total recommended authorized positions— 1

## RECOMMENDED PROPOSED BUDGET

It is recommended that a budget of \$415,000 be approved for the Sheriff – Cal ID Program. This budget is funded from \$415,000 in estimated department revenue.

**STANISLAUS COUNTY, CALIFORNIA**  
**Budget Year 2011-2012**



**CRIMINAL JUSTICE/PUBLIC PROTECTION**  
**Police Protection**

**SHERIFF—CAL-MMET PROGRAM**

Budget Unit 1780 0028889  
 Special Revenue Fund

**SERVICES PROVIDED**

The California Multi-jurisdictional Methamphetamine Enforcement Taskforce (Cal-MMET) is funded by the State Office of Emergency Management Agency (Cal-EMA) formerly the State Office of Homeland Security/Office of Emergency Services and was originally planned to cover a three-year period. (This grant was funded previously by the Office of Criminal Justice Planning.) This program combats multi-drug trafficking and manufacturing organizations in Stanislaus County and the Central Valley of California.

**CASH BALANCE**

As of July 1, 2011, this fund is projected to have a negative cash balance of \$170,115 compared to the July 1, 2010 negative cash balance of \$207,582. The deficit cash balance is a result of un-awarded Fiscal Year 2010-2011 State of California Emergency Management Agency (Cal-EMA) funding. As of February 18, 2011, Cal-EMA has announced that they anticipate awarding funds sometime following the April 2011 first quarter deposit. The amount of funding is undetermined at this time and will be allocated at Cal-EMA's discretion. Future program funding is not anticipated and as a result all Cal-MMET positions were transferred out as of April 30, 2011. All associated costs will be submitted for reimbursement upon notification of available funding.

<b>Sheriff - CAL-MMET</b>				
<b>Classification</b>	<b>2009-2010 Actual</b>	<b>2010-2011 Adopted Budget</b>	<b>2011-2012 Requested Proposed Budget</b>	<b>2011-2012 Recommended Proposed Budget</b>
Taxes	\$0	\$0	\$0	\$0
Licenses, Permits, Franchises	\$0	\$0	\$0	\$0
Fines, Forfeitures, Penalties	\$0	\$0	\$0	\$0
Revenue from use of Assets	\$0	\$0	\$0	\$0
Intergovernmental Revenue	\$917,918	\$590,699	\$0	\$0
Charges for Service	\$2,348	\$0	\$0	\$0
Miscellaneous Revenue	\$0	\$0	\$0	\$0
Other Financing Sources	\$0	\$0	\$0	\$0
<b>Total Revenue</b>	<b>\$920,266</b>	<b>\$590,699</b>	<b>\$0</b>	<b>\$0</b>
Salaries and Benefits	\$427,766	\$281,673	\$0	\$0
Services and Supplies	\$146,434	\$127,299	\$0	\$0
Other Charges	\$162,040	\$181,727	\$0	\$0
Fixed Assets				
Equipment	\$159,609	\$0	\$0	\$0
Other Financing Uses	\$24,418	\$0	\$0	\$0
Equity	\$0	\$0	\$0	\$0
Intrafund	\$0	\$0	\$0	\$0
Contingencies	\$0	\$0	\$0	\$0
<b>Gross Costs</b>	<b>\$920,267</b>	<b>\$590,699</b>	<b>\$0</b>	<b>\$0</b>
Fund Balance	\$1	\$0	\$0	\$0
<b>Net County Cost</b>	<b>\$0</b>	<b>\$0</b>	<b>\$0</b>	<b>\$0</b>

## **PROGRAM DISCUSSION**

At the proposed level of funding, the Department will no longer be able to maintain the Cal-MMET program. Historically, the Cal-MMET program funded the cost of one Sergeant, two Deputy Sheriffs and a Legal Clerk from the Sheriff's Department, a Criminal Investigator in the District Attorney's Office, and a Modesto Police Department Investigator. Cal-MMET works in partnership with the Stanislaus/San Joaquin initiative of the Central Valley High Intensity Drug Trafficking Area (HIDTA) and the Stanislaus Drug Enforcement Agency (SDEA). The purpose of the program is to reduce the manufacturing, trafficking, and distribution of methamphetamine, precursor chemicals, and other dangerous drugs by attacking and dismantling the large-scale and often violent organizations responsible through the implementation of cooperative and innovative strategies.

This program is funded through Cal-EMA from the increased .15 percent Vehicle License Fee (VLF) approved in the Governors 2009-2010 budget. This funding is scheduled to sunset on June 30, 2011. Currently the Governor is working with the State Legislators on Public Safety realignment (SB87, AB109, AB 111 & SCA 1X1). If successful, the Public Safety realignment will be placed on the November 2011 ballot or in a Special Election for California voters to vote on a realignment package that protects public safety and provides stable revenue for existing and new local programs. If approved, the Department will submit an operational budget at a later date for Board of Supervisors approval.

In anticipation of the elimination of funding for this budget, on April 23, 2011, the Department transferred the two remaining employees in Cal-MMET, a Deputy Sheriff and Legal Clerk III to other vacant funded positions within the Department. The Department is now requesting to unfund the two vacant positions in this budget.

## **STAFFING IMPACTS**

The Department has requested to unfund one vacant Deputy Sheriff position and one vacant Legal Clerk III position.

Total current authorized positions—2

It is recommended to unfund one vacant Deputy Sheriff position and one vacant Legal Clerk III position.

Total recommended authorized positions— 0

## **RECOMMENDED PROPOSED BUDGET**

There are no recommended appropriations for the Sheriff – Cal-MMET budget. If the Vehicle License Fee funding is restored, the Department will submit an operational budget for approval to the Board of Supervisors at that time.

**STANISLAUS COUNTY, CALIFORNIA**  
**Budget Year 2011-2012**



**CRIMINAL JUSTICE/PUBLIC PROTECTION**  
**Police Protection**

**SHERIFF—CIVIL PROCESS FEE**

Budget Unit 1768 0028840  
 Special Revenue Fund

**SERVICES PROVIDED**

The Sheriff's Civil Division provides timely and accurate civil process service to the citizens of Stanislaus County. This fund is mandated by Government Code Section 26720-26751 and is to be used solely for technical equipment and vehicles for the Civil Division. Revenue is generated through the process and service of court documents.

**CASH BALANCE**

As of July 1, 2011, this fund is projected to have a positive cash balance of \$964,698 compared to the July 1, 2010 positive cash balance of \$856,662. The decrease is attributed to the use of fund balance in the 2010-2011 Fiscal Year.

<b>Sheriff - Civil Process Fee</b>				
<b>Classification</b>	<b>2009-2010 Actual</b>	<b>2010-2011 Adopted Budget</b>	<b>2011-2012 Requested Proposed Budget</b>	<b>2011-2012 Recommended Proposed Budget</b>
Taxes	\$0	\$0	\$0	\$0
Licenses, Permits, Franchises	\$0	\$0	\$0	\$0
Fines, Forfeitures, Penalties	\$0	\$0	\$0	\$0
Revenue from use of Assets	\$0	\$0	\$0	\$0
Intergovernmental Revenue	\$0	\$0	\$0	\$0
Charges for Service	\$262,719	\$220,000	\$235,000	\$235,000
Miscellaneous Revenue	\$0	\$0	\$0	\$0
Other Financing Sources	\$0	\$0	\$0	\$0
<b>Total Revenue</b>	<b>\$262,719</b>	<b>\$220,000</b>	<b>\$235,000</b>	<b>\$235,000</b>
Salaries and Benefits	\$0	\$0	\$0	\$0
Services and Supplies	\$28,457	\$34,200	\$47,550	\$47,550
Other Charges	\$756	\$810	\$230	\$230
Fixed Assets				
Equipment	\$5,625	\$0	\$0	\$0
Other Financing Uses	\$108,490	\$75,000	\$40,000	\$40,000
Equity	\$0	\$0	\$0	\$0
Intrafund	\$0	\$0	\$0	\$0
Contingencies	\$0	\$0	\$0	\$0
<b>Gross Costs</b>	<b>\$143,328</b>	<b>\$110,010</b>	<b>\$87,780</b>	<b>\$87,780</b>
<b>Fund Balance</b>	<b>(\$119,391)</b>	<b>(\$109,990)</b>	<b>(\$147,220)</b>	<b>(\$147,220)</b>
<b>Net County Cost</b>	<b>\$0</b>	<b>\$0</b>	<b>\$0</b>	<b>\$0</b>

**PROGRAM DISCUSSION**

At the proposed level of funding, the Civil Process Fee Division can maintain the existing level of services. The revenue for this budget is customer driven. As the number of civil process papers and orders come from the Court, there is a direct increase/decrease in the revenue collected by the civil office for Civil Process Fee. A portion of the fees collected for civil process are deposited into a separate fund and used exclusively for the purchase and maintenance of automation equipment. The

Civil Process Fee will transfer funds to the Detention budget for the purchase of a vehicle(s) used in the Civil Division.

**STAFFING IMPACTS**

Total current authorized positions—0

**RECOMMENDED PROPOSED BUDGET**

It is recommended that a budget of \$87,780 be approved for the Sheriff – Civil Processing Fee budget. This budget is funded from \$235,000 in estimated department revenue received from charges set forth in the Civil Code Procedures for the service of civil process and disbursement of fees collected. This will result in a positive contribution to fund balance of \$147,220.



**STANISLAUS COUNTY, CALIFORNIA  
Budget Year 2011-2012**



**CRIMINAL JUSTICE/PUBLIC PROTECTION  
Police Protection**

**SHERIFF—CONTRACT CITIES**

Budget Unit 0100 0028239  
General Fund

**SERVICES PROVIDED**

Through the Sheriff – Contract Cities budget the Sheriff provides contractual law enforcement services for the cities of Riverbank, Patterson, Waterford and Hughson. The contracts fund police services and all general law enforcement services as specified in the respective contract with each city. Each of the city governments, in partnership with the Sheriff's Department, establishes the level of service to be provided. Law enforcement services are based upon a philosophy of community oriented policing which is the foundation to ensure and maintain a safe community for the residents of and visitors to Stanislaus County.

**Riverbank Police Services**

In 1995, the City of Riverbank entered into an agreement for the County of Stanislaus to provide law enforcement services for the City of Riverbank. On July 1, 2005, this agreement was extended for an additional five-year term, expiring in June 2010. A new agreement was entered into for the period from July 1, 2010 through June 30, 2015.

**Staffing**

Both full-time and extra-help employees of the Stanislaus County Sheriff's Department staff Riverbank Police Services.

1	Lieutenant (Chief of Police)	Fully funded by the City of Riverbank
2	Sergeants	Funded by City of Riverbank
15	Deputy Sheriffs	Funded by City of Riverbank
2	Detectives	Funded by City of Riverbank
1	Community Services Officer	Funded by City of Riverbank
3	Legal Clerks (Full-time)	Funded by City of Riverbank
1	Legal Clerk (Part-time)	Funded by City of Riverbank
1	Clerical Community Aid	Funded by City of Riverbank (Extra-Help)
<u>1</u>	Office Team Employee	Funded by City of Riverbank (SLESF funded) (Part-time)
27		

**Current and future needs**

The City of Riverbank has the goal of attaining a ratio of 1.25 law enforcement officers per 1,000 residents. Currently, based on a population of 22,000, Riverbank Police Services law enforcement staffing level is .95 per 1,000 residents. Current staffing levels will still allow the Sheriff's Department to effectively deliver law enforcement services to the community through the effective deployment of resources.

**Patterson Police Services**

In July of 1998 the City of Patterson entered into an agreement for the County of Stanislaus to provide law enforcement services for the City of Patterson. On September 30, 2008, this agreement was extended for an additional five-year term, expiring in June 2013.

### Staffing

Both full-time and extra-help employees of the Stanislaus County Sheriff's Department staff Patterson Police Services.

1	Sergeant (Chief of Police)	40% funded by City of Patterson, beginning July 2011
2	Sergeants	Funded by City of Patterson
12	Deputy Sheriffs	Funded by City of Patterson
5	Detectives	Funded by City of Patterson
1	School Resource Officer	Funded by City of Patterson and Patterson Unified School District
1	Community Services Officer	Funded by City of Patterson
<u>3</u>	Legal Clerks (Full-time)	Funded by City of Patterson
25		

The five-year extension to the service agreement recommends that the City of Patterson pay 50% of the Chief's salary by the fifth year of the contract.

### Current and future needs

Since 1998 the City of Patterson has grown from a population of 10,300 to its current population of approximately 21,000 residents. For several years the City of Patterson led the County in growth, resulting in additional Sheriff's Department personnel being requested by the City. On March 28, 2007, the Local Agency Formation Commission (LAFCO) approved the City's annexation request for additional land where The Villages of Patterson Development will be located. This annexation essentially paves the way for the City to reach the General Plan build-out population of 35,000 over the next fifteen years, depending upon market conditions.

Language in the agreement requires the City to maintain a minimum policing ratio of .85 officers per 1,000 residents. After a review of its law enforcement staffing needs the City has determined they desire a policing ratio of 1.5 officers per 1,000 residents and will work toward achieving that goal over a period of several years. There is also language in the agreement which states that the City and County will cooperate in the development of an adequate law enforcement facility. As a result of the cooperative effort between the City and County, in December of 2008, Patterson Police Services relocated into a newly remodeled facility located at 33 S. Del Puerto Ave. This facility is more than twice the size of the former facility. Additionally, on February 28, 2009 the Sheriff's Department West Area Command Decentralization Project was deployed and began operating out of the new facility. Because of recent difficult economic times the decision was made to re-centralize the Sheriff's non-contracted services. Space needs have changed and cost alternatives will be explored when the current lease obligation expires.

### Waterford Police Services

In July of 1998 the City of Waterford entered into an agreement for the County of Stanislaus to provide law enforcement services for the City of Waterford. On September 30, 2008, this agreement was extended for an additional five-year term, expiring in June 2013.

### Staffing

Both full time and extra help employees of the Stanislaus County Sheriff's Department staff Waterford Police Services.

1	Lieutenant (Chief of Police)	50% funded by City of Waterford
1	Sergeant	50% funded by City of Waterford
7	Deputy Sheriffs	Funded by City of Waterford
1	Legal Clerk III	Funded by City of Waterford
1	Zoning Officer (Extra-Help)	Funded by City of Waterford
<u>1</u>	Clerical Aid (Extra-Help)	Funded by City of Waterford
12		

The five-year extension to the service agreement recommends that the City of Waterford pay 50% of the Chief's salary by the fifth year of the new extension. In addition the City of Waterford pays 50% of the Sergeant's position.

Current and future needs

The City of Waterford is not planning on any additional staff or resources for Budget Year 2011-2012. The City is also in the implementation process of a 20 to 25 year general plan. In this plan the City has expressed an interest in increasing the policing ratio to reflect industry standards and may ask that the ratio be increased as high as two officers per 1,000 residents. Growth in the City of Waterford is expected to continue and will impact the need for additional law enforcement personnel and support services.

**Hughson Police Services**

In September of 2001 the City of Hughson entered into an agreement for the County of Stanislaus to provide law enforcement services for the City of Hughson. In August of 2005 this agreement was extended, effective September 1, 2006, for an additional five-year term. This extended agreement will expire in August 2011.

Staffing

Both full time and extra-help employees of the Stanislaus County Sheriff's Department staff Hughson Police Services.

1	Lieutenant (Chief of Police)	Fully funded by Sheriff's Department
5	Deputy Sheriffs	Funded by City of Hughson
<u>1</u>	Legal Clerk III	Funded by City of Hughson
7		

Current and future needs

The City of Hughson adopted their General Plan for the city on December 12, 2005. At that time the City expressed a desire to increase their staffing ratio from .85 to 1.3 field officers per 1,000 residents to meet the needs of the projected growth in population. Due to the dramatic decrease in residential assessed values as a result of the housing market decline in California, the projected build-out within the City of Hughson will not occur until the housing market has stabilized.

<b>Sheriff - Contract Cities</b>				
<b>Classification</b>	<b>2009-2010 Actual</b>	<b>2010-2011 Adopted Budget</b>	<b>2011-2012 Requested Proposed Budget</b>	<b>2011-2012 Recommended Proposed Budget</b>
Taxes	\$0	\$0	\$0	\$0
Licenses, Permits, Franchises	\$0	\$0	\$0	\$0
Fines, Forfeitures, Penalties	\$0	\$0	\$0	\$0
Revenue from use of Assets	\$0	\$0	\$0	\$0
Intergovernmental Revenue	\$219,791	\$416,540	\$430,190	\$430,190
Charges for Service	\$7,932,434	\$8,476,202	\$9,135,774	\$9,135,774
Miscellaneous Revenue	(\$445,818)	\$0	\$0	\$0
Other Financing Sources	\$64,895	\$0	\$0	\$0
<b>Total Revenue</b>	<b>\$7,771,302</b>	<b>\$8,892,742</b>	<b>\$9,565,964</b>	<b>\$9,565,964</b>
Salaries and Benefits	\$6,663,727	\$7,479,905	\$7,984,410	\$7,984,410
Services and Supplies	\$197,040	\$359,563	\$367,119	\$367,119
Other Charges	\$1,284,806	\$1,370,360	\$1,441,710	\$1,441,710
Fixed Assets				
Equipment	\$12,464	\$6,000	\$16,000	\$16,000
Other Financing Uses	\$388,303	\$0	\$0	\$0
Equity	\$0	\$0	\$0	\$0
Intrafund	\$463	\$930	\$28,500	\$28,500
Contingencies	\$0	\$0	\$0	\$0
<b>Gross Costs</b>	<b>\$8,546,803</b>	<b>\$9,216,758</b>	<b>\$9,837,739</b>	<b>\$9,837,739</b>
Fund Balance	\$0	\$0	\$0	\$0
<b>Net County Cost</b>	<b>\$775,501</b>	<b>\$324,016</b>	<b>\$271,775</b>	<b>\$271,775</b>

## **PROGRAM DISCUSSION**

At the proposed level of funding, the Sheriff's contracts with the cities of Riverbank, Patterson, Waterford, and Hughson for law enforcement services will be fully funded. The net County cost allocated to this budget funds 50% of the Waterford Chief of Police, 60% of the Patterson Chief of Police and 100% of the Hughson Chief of Police.

Each City receives \$100,000 of Supplemental Law Enforcement Services Funding (SLESF) that is funded through the increased .15 percent Vehicle License Fee (VLF) approved in the Governors 2009-2010 budget. This VLF funding is scheduled to sunset on June 30, 2011. Currently the Governor is working with the State Legislators on Public Safety realignment (SB87, AB109, AB 111 & SCA 1X1). If successful the Public Safety realignment will be placed on the November 2011 ballot or in a Special Election for California voters to vote on a realignment package that protects public safety and provides stable revenue for existing and new local programs. If this funding is eliminated the Cities and Department will return to the Board of Supervisors with any required budget modifications.

## **STAFFING IMPACTS**

Total current authorized positions—66

There are no recommended changes to the current level of staffing.

Total recommended authorized positions— 66

## **RECOMMENDED PROPOSED BUDGET**

It is recommended that a budget of \$9,837,739 be approved for the Sheriff – Contract Cities budget. The net county cost contribution for this budget was reduced approximately 16% or \$52,241 from the Budget Year 2010-2011 Adopted Final Budget level. Per Department request, \$10,524 in net county cost was transferred to this budget from the Sheriff's Operations budget in order to fully meet the obligation of the County to fund a portion of the Chiefs' salaries and benefits. This budget is funded from \$9,565,964 in estimated department revenue and a \$271,775 contribution from the General Fund.

**STANISLAUS COUNTY, CALIFORNIA**  
**Budget Year 2011-2012**



**CRIMINAL JUSTICE/PUBLIC PROTECTION**  
**Police Protection**

**SHERIFF—COURT SECURITY**

Budget Unit 0100 0028370  
 General Fund

**SERVICES PROVIDED**

The Sheriff provides security to the Superior Court of Stanislaus County as required by State statutes and contract. These security services are provided to the Court in the Main Courthouse and other Court facilities including juvenile. Services include the movement and security of inmates to and from the facilities and while in the courtrooms. Access to the courts is controlled by the use of metal detectors and staffed by members of this budget. The Superior Court reimburses the Sheriff under the provisions established in Rule 810 of the Administrative Office of the Court. This budget includes security services provided to the Family Court that is funded by Child Support Services.

<b>Sheriff - Court Security</b>				
<b>Classification</b>	<b>2009-2010 Actual</b>	<b>2010-2011 Adopted Budget</b>	<b>2011-2012 Requested Proposed Budget</b>	<b>2011-2012 Recommended Proposed Budget</b>
Taxes	\$0	\$0	\$0	\$0
Licenses, Permits, Franchises	\$0	\$0	\$0	\$0
Fines, Forfeitures, Penalties	\$0	\$0	\$0	\$0
Revenue from use of Assets	\$0	\$0	\$0	\$0
Intergovernmental Revenue	\$0	\$0	\$0	\$0
Charges for Service	\$3,462,727	\$3,882,689	\$3,929,482	\$3,929,482
Miscellaneous Revenue	\$1,796	\$0	\$0	\$0
Other Financing Sources	\$0	\$0	\$0	\$0
<b>Total Revenue</b>	<b>\$3,464,523</b>	<b>\$3,882,689</b>	<b>\$3,929,482</b>	<b>\$3,929,482</b>
Salaries and Benefits	\$3,250,160	\$3,866,689	\$3,913,482	\$3,913,482
Services and Supplies	\$11,034	\$16,000	\$16,000	\$16,000
Other Charges	\$36,898	\$45,555	\$114,180	\$114,180
Fixed Assets	\$0	\$0	\$0	\$0
Other Financing Uses	\$200,014	\$0	\$0	\$0
Equity	\$0	\$0	\$0	\$0
Intrafund	\$51,307	\$58,360	\$35,590	\$35,590
Contingencies	\$0	\$0	\$0	\$0
<b>Gross Costs</b>	<b>\$3,549,413</b>	<b>\$3,986,604</b>	<b>\$4,079,252</b>	<b>\$4,079,252</b>
Fund Balance	\$0	\$0	\$0	\$0
<b>Net County Cost</b>	<b>\$84,890</b>	<b>\$103,915</b>	<b>\$149,770</b>	<b>\$149,770</b>

**PROGRAM DISCUSSION**

At the proposed level of funding, the Sheriff's Court Security Division will continue to provide the Stanislaus County Superior Court with security services as mandated by the Trial Court Funding Act. The majority of these contractual services are funded through the Superior Court. Funding is also included in this budget to cover the cost of providing security services for Family Court.

**STAFFING IMPACTS**

Total current authorized positions—34

There are no recommended changes to the current level of staffing.

Total recommended authorized positions— 34

**RECOMMENDED PROPOSED BUDGET**

It is recommended that a budget of \$4,079,252 be approved for Sheriff – Court Security. The net county cost contribution for this budget was increased approximately 44% or \$45,855 from the Fiscal Year 2010-2011 Adopted Final Budget. Per Department request, net county cost was transferred from the Sheriff’s Operations budget to this budget to fund an increase to liability charges and data processing services. This budget is funded from \$3,929,482 in estimated department revenue and a \$149,770 contribution from the General Fund.

**STANISLAUS COUNTY, CALIFORNIA**  
**Budget Year 2011-2012**



**CRIMINAL JUSTICE/PUBLIC PROTECTION**  
**Police Protection**

**SHERIFF—DEDICATED FUNDS**

Budget Unit 1743 0028869  
 Special Revenue Fund

**SERVICES PROVIDED**

This budget is used for special programs and equipment purchases funded by a dedicated source of revenue received from developer fees, or California Environmental Quality Act (CEQA) mitigation fees of \$339 that is collected on each new single family dwelling in the unincorporated area of the County.

**CASH BALANCE**

As of July 1, 2011, this fund is projected to have a positive cash balance of \$173,914 compared to the July 1, 2010 balance of \$321,155. The decrease in cash is due to a significant drop in revenue from impact fees charged as part of building fees for homes built in the unincorporated areas of the County. The cash balance is anticipated to further decrease during the 2011-2012 Budget Year due to the use of \$147,580 of the fund balance to fund the anticipated purchase of equipment for patrol vehicles.

<b>Sheriff - Dedicated Funds</b>				
<b>Classification</b>	<b>2009-2010 Actual</b>	<b>2010-2011 Adopted Budget</b>	<b>2011-2012 Requested Proposed Budget</b>	<b>2011-2012 Recommended Proposed Budget</b>
Taxes	\$0	\$0	\$0	\$0
Licenses, Permits, Franchises	\$0	\$0	\$0	\$0
Fines, Forfeitures, Penalties	\$0	\$0	\$0	\$0
Revenue from use of Assets	\$0	\$0	\$0	\$0
Intergovernmental Revenue	\$0	\$0	\$0	\$0
Charges for Service	\$15,594	\$0	\$0	\$0
Miscellaneous Revenue	\$0	\$0	\$0	\$0
Other Financing Sources	\$0	\$0	\$0	\$0
<b>Total Revenue</b>	<b>\$15,594</b>	<b>\$0</b>	<b>\$0</b>	<b>\$0</b>
Salaries and Benefits	\$0	\$0	\$0	\$0
Services and Supplies	\$0	\$0	\$0	\$0
Other Charges	\$0	\$147,580	\$147,580	\$147,580
Fixed Assets	\$0	\$0	\$0	\$0
Other Financing Uses	\$0	\$0	\$0	\$0
Equity	\$0	\$0	\$0	\$0
Intrafund	\$0	\$0	\$0	\$0
Contingencies	\$0	\$0	\$0	\$0
<b>Gross Costs</b>	<b>\$0</b>	<b>\$147,580</b>	<b>\$147,580</b>	<b>\$147,580</b>
<b>Fund Balance</b>	<b>(\$15,594)</b>	<b>\$147,580</b>	<b>\$147,580</b>	<b>\$147,580</b>
<b>Net County Cost</b>	<b>\$0</b>	<b>\$0</b>	<b>\$0</b>	<b>\$0</b>

**PROGRAM DISCUSSION**

At the proposed level of funding, the Department can fund the purchase of 20 mobile computers for patrol vehicles in the Operations budget. The Sheriff's Department instituted the concept of laptop computers in patrol vehicles several years ago, which has proven to be an effective tool for law enforcement. These are specialized computers, equipped to function in the most difficult of environments. The Department has approximately 20 vehicles that do not have computers, monitors or keyboards. In addition to the computers, the vehicles need to be equipped with center consoles and

ergonomic swing arm mounts that make the total configuration safer and ergonomically sound. Purchasing and installing these computers will enable additional vehicles to connect to the Computer Aided Dispatch (CAD) system. This funding source can accommodate an expenditure of \$147,580.

**STAFFING IMPACTS**

Total current authorized positions—0

**RECOMMENDED PROPOSED BUDGET**

It is recommended that a budget of \$147,580 be approved for the Sheriff – Dedicated Funds budget. This budget is funded from \$147,580 in department fund balance.



**STANISLAUS COUNTY, CALIFORNIA**  
**Budget Year 2011-2012**



**CRIMINAL JUSTICE/PUBLIC PROTECTION**  
**Detention and Correction**

**SHERIFF—DETENTION**

Budget Unit 0100 0028300  
 General Fund

**SERVICES PROVIDED**

The Sheriff's Detention Division provides housing for incarcerated adults in Stanislaus County. This housing provides for the care, custody and safe control of incarcerated adults and is provided within the custodial facilities located at the downtown Men's Jail, the Public Safety Center and the Honor Farm. The Detention Division also administers programs for alternatives to incarceration that consist of the Alternative Work Program, Home Detention and Work Furlough. The Sheriff has legal responsibility to incarcerate adults in a pre-trial status or in a sentenced status so that those individuals are safely secured and not released back into society. The Detention Division must comply with all statutory mandates as well as existing, binding case law.

The Detention Division also includes the Sheriff's Civil Division that provides timely and accurate civil process service to the citizens of Stanislaus County. The Division processes, serves and levies on monies, property and other court judgments in accordance with properly issued court orders. The Civil Division also provides statewide transportation of inmates sentenced to State prison as well as State prisoners returning to court for active criminal cases.

<b>Sheriff - Detention</b>				
<b>Classification</b>	<b>2009-2010 Actual</b>	<b>2010-2011 Adopted Budget</b>	<b>2011-2012 Requested Proposed Budget</b>	<b>2011-2012 Recommended Proposed Budget</b>
Taxes	\$0	\$0	\$0	\$0
Licenses, Permits, Franchises	\$0	\$0	\$0	\$0
Fines, Forfeitures, Penalties	\$0	\$0	\$0	\$0
Revenue from use of Assets	\$0	\$0	\$0	\$0
Intergovernmental Revenue	\$1,257,706	\$1,092,500	\$416,000	\$416,000
Charges for Service	\$2,056,257	\$2,013,229	\$1,924,893	\$1,924,893
Miscellaneous Revenue	\$46,110	\$40,300	\$30,550	\$30,550
Other Financing Sources	\$331,715	\$225,000	\$148,000	\$148,000
<b>Total Revenue</b>	<b>\$3,691,788</b>	<b>\$3,371,029</b>	<b>\$2,519,443</b>	<b>\$2,519,443</b>
Salaries and Benefits	\$24,380,216	\$24,569,677	\$25,235,881	\$25,235,881
Services and Supplies	\$3,232,483	\$2,923,300	\$2,879,577	\$2,879,577
Other Charges	\$987,863	\$1,037,903	\$2,056,365	\$2,056,365
Fixed Assets				
Equipment	\$216,610	\$125,000	\$140,000	\$140,000
Other Financing Uses	\$1,395,483	\$0	\$0	\$0
Equity	\$0	\$0	\$0	\$0
Intrafund	\$2,257,125	\$2,298,040	\$1,298,180	\$1,298,180
Contingencies	\$0	\$0	\$0	\$0
<b>Gross Costs</b>	<b>\$32,469,780</b>	<b>\$30,953,920</b>	<b>\$31,610,003</b>	<b>\$31,610,003</b>
Fund Balance	\$0	\$0	\$0	\$0
<b>Net County Cost</b>	<b>\$28,777,992</b>	<b>\$27,582,891</b>	<b>\$29,090,560</b>	<b>\$29,090,560</b>

## PROGRAM DISCUSSION

At the proposed level of funding, the Sheriff's Detention Division will be able to meet basic needs and related costs associated with the three custodial facilities, support services, the Civil Division and the Jail Alternatives Program. For the department to achieve the targeted net county cost reductions and cost increases during Budget Year 2011-2012, reductions-in-force were approved by the Board of Supervisors on November 2, and December 7, 2010, effective January 29, 2011.

To balance the Detention budget as a result of reductions in the net county cost, the Department closed an 86 bed pod at the Public Safety Center in January 2011. This reduces available beds at the Public Safety Center from 662 to 576, resulting in an annual reduction of 31,390 inmate days. The closure makes the third significant reduction to inmate housing since the beginning of Fiscal Year 2009-2010. In July 2009, 64 beds in the minimum housing unit at the Public Safety Center were closed. On April 27, 2010, authorization was given to close three of the four barracks at the Honor Farm, a total of 270 beds, due to an approved reduction-in-force action. All of these action reduced the available beds by 420, resulting in a reduction of 153,300 inmate days. On June 26, 2010, a fire in barracks 1 and 2 at the Honor Farm destroyed 172 of the 270 closed beds.

As a result of the closure of the three barracks at the Honor Farm, at least 270 inmates who have been convicted of misdemeanor and felony crimes were released into Stanislaus County. The crimes these individuals have committed range from misdemeanor drunk driving, petty theft and simple assault to felony convictions for burglary, auto theft, drug sales, assault with a deadly weapon and spousal abuse.

To stay within the federal court mandated capacity of the detention facilities, there will be a need to periodically refuse misdemeanor arrestees and an ongoing accelerated release of inmates convicted and sentenced to serve time in Stanislaus County.

The Department is planning to use \$108,000 in Proposition 69 funding for DNA collection to fund a portion of the salaries of Deputy Sheriff-Custodials and other staff who collect and process DNA samples from the inmates during the booking process at the Public Safety Center and Men's Jail.

The updated Stanislaus County Public Safety Center Needs Assessment was presented to the Board of Supervisors in June of 2007. Since then, initial phasing recommendations have been made, however funding for construction needs and increased operating costs for expanded facilities is not available. Several challenges to the Adult Detention system are occurring, including the fire at the Honor Farm in June of 2010 resulting in the loss of 172 beds, opportunities to partner with other governmental agencies and legislation recently signed that would direct certain convicted inmates to local jail time in lieu of State prison commitment. On May 24, 2011, the Board of Supervisors considered recommendations to initiate design on the beds lost in the fire as well as an effort to update the Master Plan for the Public Safety Center and develop specific future facility recommendations. At a minimum, the current Master Plan calls for the addition of 420 new medium to maximum security jail beds and various other Sheriff's facilities that are needed. Full funding for both construction and operation has not been identified; however it is essential that planning continue to meet future critical public safety facility needs. Upon completion of the additional master planning analysis, staff will return to the Board of Supervisors to provide a comprehensive and detailed report for space requirements by type and function as well as staffing requirements for future planning associated with master planning efforts.

The Department has received notification from the Department of Public Works and the Department of Environmental Resources that they will both terminate contracts that provide funding for Deputy Sheriff-Custodials to supervise roadside crews in Fiscal Year 2011-2012. The Sheriff's Department will unfund one vacant Deputy Sheriff-Custodial position as a result. The departments of Public Works and Environmental Resources will provide the supervision necessary for the roadside crews in the upcoming budget year.

Detention receives approximately \$100,000 of Supplemental Law Enforcement Services Funding (SLESF) and up to \$832,000 of Booking Fee Solution revenue that is funded through the increased .15 percent Vehicle License Fee (VLF) approved in the Governors 2009-2010 budget. This VLF funding is scheduled to sunset on June 30, 2011. Currently the Governor is working with the State Legislators on Public Safety realignment (SB87, AB109, AB 111 & SCA 1X1). If successful the Public Safety realignment will be placed on the November 2011 ballot or in a Special Election for California voters to

vote on a realignment package that protects public safety and provides stable revenue for existing and new local programs. If approved the Department will submit an operational budget at a later date for Board of Supervisors approval as this revenue is not included in the Proposed Budget.

### **STAFFING IMPACTS**

The Department has requested to reclassify one vacant Deputy Sheriff-Custodial position upward to a Sergeant-Custodial position. This position will be funded from the insurance proceeds from the Honor Farm fire and will assist in the planning and development of the replacement facility.

Total current authorized positions—244

It is recommended to reclassify one vacant Deputy Sheriff-Custodial position to a Sergeant-Custodial.

Total recommended authorized positions— 244

### **RECOMMENDED PROPOSED BUDGET**

It is recommended that a budget of \$31,610,003 be approved for the Sheriff – Detention budget. The net county cost contribution for this budget has increased more than 5% or \$1,507,669 from the Fiscal Year 2010-2011 Adopted Final Budget. An initial increase of \$990,869 was allocated with the issuance of the budget instructions and the Department requested that an additional \$516,800 be transferred from the Sheriff's Operations budget to the Detention budget. The intent of the increases is to offset as much of the revenue loss as possible in order to keep inmates incarcerated for the safety of the community. This budget is funded from \$2,519,443 in department revenue and a \$29,090,560 contribution from the General Fund.

**STANISLAUS COUNTY, CALIFORNIA**  
**Budget Year 2011-2012**



**CRIMINAL JUSTICE/PUBLIC PROTECTION**  
**Police Protection**

**SHERIFF—DRIVER TRAINING PROGRAM**

Budget Unit 1769 0028870  
 Special Revenue Fund

**SERVICES PROVIDED**

The Stanislaus County Sheriff's Department Emergency Vehicle Operations Center (EVOC) operates a formal driver's training program. The Department's EVOC is located on the tarmac of the old Crows Landing Naval Air Station. The EVOC occupies two buildings that are used for classroom instruction and storage for vehicles and equipment.

This training program promotes safe, efficient driving for Deputy Sheriffs, Deputy Sheriff-Custodials, Community Service Officers, Sheriff's Team of Active Seniors (STARS), as well as other law enforcement agencies throughout the County.

**CASH BALANCE**

As of July 1, 2011, this fund is projected to have a positive cash balance of \$69,550 compared to the July 1, 2010 cash balance of \$102,115. The Drivers Training Program generates all revenues by providing training classes to San Joaquin County Delta College POST Academy students, law enforcement personnel in Stanislaus County and other agencies in a multi-county region. Enrollment for classes was down significantly compared to previous years as the POST Academy classes have been suspended and partner agencies saw reductions to their budgets.

<b>Sheriff - Driver Training Program</b>				
<b>Classification</b>	<b>2009-2010 Actual</b>	<b>2010-2011 Adopted Budget</b>	<b>2011-2012 Requested Proposed Budget</b>	<b>2011-2012 Recommended Proposed Budget</b>
Taxes	\$0	\$0	\$0	\$0
Licenses, Permits, Franchises	\$0	\$0	\$0	\$0
Fines, Forfeitures, Penalties	\$0	\$0	\$0	\$0
Revenue from use of Assets	\$0	\$0	\$0	\$0
Intergovernmental Revenue	\$0	\$0	\$0	\$0
Charges for Service	\$265,094	\$234,360	\$242,260	\$242,260
Miscellaneous Revenue	\$4,946	\$0	\$0	\$0
Other Financing Sources	\$0	\$0	\$0	\$0
<b>Total Revenue</b>	<b>\$270,040</b>	<b>\$234,360</b>	<b>\$242,260</b>	<b>\$242,260</b>
Salaries and Benefits	\$122,353	\$125,900	\$130,026	\$130,026
Services and Supplies	\$18,735	\$15,870	\$16,674	\$16,674
Other Charges	\$85,057	\$92,590	\$95,560	\$95,560
Fixed Assets	\$0	\$0	\$0	\$0
Other Financing Uses	\$1,077	\$0	\$0	\$0
Equity	\$0	\$0	\$0	\$0
Intrafund	\$0	\$0	\$0	\$0
Contingencies	\$0	\$0	\$0	\$0
<b>Gross Costs</b>	<b>\$227,222</b>	<b>\$234,360</b>	<b>\$242,260</b>	<b>\$242,260</b>
Fund Balance	(\$42,818)	\$0	\$0	\$0
<b>Net County Cost</b>	<b>\$0</b>	<b>\$0</b>	<b>\$0</b>	<b>\$0</b>

## **PROGRAM DISCUSSION**

At the proposed level of funding, the Sheriff's Driver Training Program will be fully funded. The Sheriff's Emergency Vehicle Operations Center (EVOC) is currently operated at the Crows Landing Naval Facility. The Sheriff's Department has been notified that the EVOC track will eventually have to relocate based upon anticipated future construction projects. The Department has been reviewing other alternatives for this facility need. A suitable location must be available for this key training component for both academy recruits attending the Ray Simon Training Center and law enforcement officer mandated perishable skills training. A dramatic reduction in the training budgets of customer agencies due to poor economic conditions have contributed to the reduction in revenue.

On January 12, 2010 the Board of Supervisors approved a series of recommendations to temporarily suspend the operations of the Peace Officers Standards and Training (POST) Academy due to declining enrollment and a reduction of sponsored students. The Sheriff's Department continues to maintain POST mandatory training standards which includes EVOC for Sheriff's personnel and other law enforcement agency personnel.

## **STAFFING IMPACTS**

Total current authorized positions—0

## **RECOMMENDED PROPOSED BUDGET**

It is recommended that a budget of \$242,260 be approved for the Sheriff – Driver Training Program. This budget is funded from \$242,260 in estimated department revenue received from a fee charged to program participants.

**STANISLAUS COUNTY, CALIFORNIA**  
**Budget Year 2011-2012**

**CRIMINAL JUSTICE/PUBLIC PROTECTION**  
**Detention and Correction**



**SHERIFF—JAIL COMMISSARY/INMATE WELFARE**

Budget Unit 4081 0028509  
Enterprise Fund

**SERVICES PROVIDED**

The Jail Commissary/Inmate Welfare Fund was established under Penal Code Section 4025 and can be used only for the benefit, education or welfare of inmates. The Sheriff's Department Jail Commissary generates revenue through the sale of snacks, personal hygiene products, stamps, phone cards and other items to inmates. The Inmate Welfare Fund generates revenue through commissions received from inmate telephone calls. Profits generated from Commissary sales and phone revenue is expended based on recommendations made by the Inmate Welfare Committee for the benefit, education and welfare of the inmates confined within Stanislaus County Detention Facilities.

The programs provided include vocational welding, landscaping, life skills and substance abuse treatment. In addition, there are programs that provide the opportunity to improve reading skills and to obtain a General Education Development (GED) certificate. The Sheriff's Department contracts with Behavioral Health and Recovery Services, Friends Outside, Stanislaus Literacy Center and Modesto City Schools for educational services.

**CASH BALANCE**

As of July 1, 2011, this fund is projected to have a positive cash balance of \$324,011 compared to the July 1, 2010 positive balance of \$460,511. The decrease is due to increased salary, services, supplies and overhead costs without an increase in revenue. Revenue earned from inmate telephone services and inmate's purchase of commissary supplies is expected to decrease as a direct result of the partial closure of the Honor Farm and will result in additional use of fund balance to fund inmate programs and commissary operations. It is anticipated that \$29,992 of fund balance will be used to balance the 2011-2012 budget.

<b>Sheriff - Jail Commissary / Inmate Welfare</b>				
<b>Classification</b>	<b>2009-2010 Actual</b>	<b>2010-2011 Adopted Budget</b>	<b>2011-2012 Requested Proposed Budget</b>	<b>2011-2012 Recommended Proposed Budget</b>
Taxes	\$0	\$0	\$0	\$0
Licenses, Permits, Franchises	\$0	\$0	\$0	\$0
Fines, Forfeitures, Penalties	\$0	\$0	\$0	\$0
Revenue from use of Assets	\$976	\$15,000	\$3,500	\$3,500
Intergovernmental Revenue	\$0	\$0	\$0	\$0
Charges for Service	\$1,046	\$1,000	\$1,200	\$1,200
Miscellaneous Revenue	\$1,378,549	\$1,163,000	\$1,165,800	\$1,165,800
Other Financing Sources	\$0	\$0	\$0	\$0
<b>Total Revenue</b>	<b>\$1,380,571</b>	<b>\$1,179,000</b>	<b>\$1,170,500</b>	<b>\$1,170,500</b>
Salaries and Benefits	\$726,468	\$658,422	\$240,230	\$240,230
Services and Supplies	\$990,531	\$931,193	\$894,667	\$894,667
Other Charges	\$103,150	\$91,889	\$65,595	\$65,595
Fixed Assets	\$0	\$0	\$0	\$0
Other Financing Uses	\$22,455	\$0	\$0	\$0
Equity	\$0	\$0	\$0	\$0
Intrafund	\$0	\$0	\$0	\$0
Contingencies	\$0	\$0	\$0	\$0
<b>Gross Costs</b>	<b>\$1,842,604</b>	<b>\$1,681,504</b>	<b>\$1,200,492</b>	<b>\$1,200,492</b>
<b>Retained Earnings</b>	<b>\$462,033</b>	<b>\$502,504</b>	<b>\$29,992</b>	<b>\$29,992</b>
<b>Net County Cost</b>	<b>\$0</b>	<b>\$0</b>	<b>\$0</b>	<b>\$0</b>

## PROGRAM DISCUSSION

At the proposed level of funding, the Jail Commissary/Inmate Welfare Fund can maintain current operations. The revenue generated through the sale of commissary items and inmate phone use will be used to fund appropriate needs for the inmate population as determined by the Inmate Welfare Committee. Title 15 of the California Code of Regulations specifies that inmate welfare funds be used primarily for the benefit, recreation, education or welfare of inmates. The Inmate Welfare Committee is charged with this responsibility and may enter into contracts for services.

## STAFFING IMPACTS

Total current authorized positions— 3

There are no recommended changes to the current level of staffing.

Total recommended authorized positions— 3

## RECOMMENDED PROPOSED BUDGET

It is recommended that a budget of \$1,200,492 be approved for the Sheriff – Jail Commissary/Inmate Welfare budget. This budget is funded from \$1,170,500 in estimated department revenue derived from charges for items purchased and/or phone usage by inmates and from \$29,992 in retained earnings.

**STANISLAUS COUNTY, CALIFORNIA**  
**Budget Year 2011-2012**



**CRIMINAL JUSTICE/PUBLIC PROTECTION**  
**Police Protection**

**SHERIFF—JUSTICE ASSISTANCE GRANT**

Budget Unit 1799 0028611-0028312  
 Special Revenue Fund

**SERVICES PROVIDED**

This budget includes the American Recovery and Reinvestment Act (ARRA) Edward Byrne Memorial Justice Assistance Grant (JAG) and the Non Recovery Act Edward Byrne Justice Assistance Grant. Both JAG grants are administered by the Department of Justice (DOJ). Federal Funding received from both grants will continue to fund one-half of a Deputy Sheriff position assigned as a School Resource Officer for Tuolumne Elementary School, a Deputy Probation Officer for the Domestic Violence Program and to fund another Deputy Probation Officer position and a Deputy District Attorney over a two-year period. All of these positions had been previously identified for elimination and were able to be retained due to this funding.

**CASH BALANCE**

As of July 1, 2011, this fund is projected to reflect a \$0 cash balance compared to the July 1, 2010 negative cash balance of \$74,198. The increase is due to the transfer of a prior year expense from the JAG grants into Sheriff – Operations.

<b>Sheriff - Justice Assistance Grant</b>				
<b>Classification</b>	<b>2009-2010 Actual</b>	<b>2010-2011 Adopted Budget</b>	<b>2011-2012 Requested Proposed Budget</b>	<b>2011-2012 Recommended Proposed Budget</b>
Taxes	\$0	\$0	\$0	\$0
Licenses, Permits, Franchises	\$0	\$0	\$0	\$0
Fines, Forfeitures, Penalties	\$0	\$0	\$0	\$0
Revenue from use of Assets	\$0	\$0	\$0	\$0
Intergovernmental Revenue	\$688,683	\$545,611	\$400,996	\$400,996
Charges for Service	\$0	\$0	\$0	\$0
Miscellaneous Revenue	\$0	\$0	\$0	\$0
Other Financing Sources	\$0	\$0	\$0	\$0
<b>Total Revenue</b>	<b>\$688,683</b>	<b>\$545,611</b>	<b>\$400,996</b>	<b>\$400,996</b>
Salaries and Benefits	\$0	\$0	\$0	\$0
Services and Supplies	\$414,707	\$285,188	\$283,593	\$283,593
Other Charges	\$273,976	\$260,423	\$117,403	\$117,403
Fixed Assets	\$0	\$0	\$0	\$0
Other Financing Uses	\$0	\$0	\$0	\$0
Equity	\$0	\$0	\$0	\$0
Intrafund	\$0	\$0	\$0	\$0
Contingencies	\$0	\$0	\$0	\$0
<b>Gross Costs</b>	<b>\$688,683</b>	<b>\$545,611</b>	<b>\$400,996</b>	<b>\$400,996</b>
<b>Fund Balance</b>	<b>\$0</b>	<b>\$0</b>	<b>\$0</b>	<b>\$0</b>
<b>Net County Cost</b>	<b>\$0</b>	<b>\$0</b>	<b>\$0</b>	<b>\$0</b>



## **PROGRAM DISCUSSION**

At the proposed level of funding, the JAG grants will provide revenue to retain a portion of the following: three Modesto Police Officer positions and overtime and one-half of a Deputy Sheriff position assigned as a School Resource Officer for Tuolumne Elementary School. The JAG grants will provide revenue to retain a Deputy District Attorney position for Budget Year 2011-2012. Remaining funding will be used in Budget Year 2012-2013 to retain a portion of a Deputy District Attorney position.

## **STAFFING IMPACTS**

Total current authorized positions—0

## **RECOMMENDED PROPOSED BUDGET**

It is recommended that a budget of \$400,996 be approved for the Sheriff – Justice Assistance Grants budget to be funded from \$400,996 in estimated Department revenue from Federal grant funds.

**STANISLAUS COUNTY, CALIFORNIA**  
**Budget Year 2011-2012**



**CRIMINAL JUSTICE/PUBLIC PROTECTION**  
**Other Protection**

**SHERIFF—OPERATIONS**

Budget Unit 0100 0028200  
 General Fund

**SERVICES PROVIDED**

The Sheriff – Operations budget provides funding for law enforcement services in the unincorporated areas of Stanislaus County, including the communities of Denair, Del Rio, Empire, Keyes, Knights Ferry and Salida. These services include Sheriff's Patrol, Detectives, Juvenile Services, Security Services, Records and Drug Enforcement. This budget also funds the Sheriff's Coroner's Office and Public Administrator. The Sheriff's Department will continue to maintain its role in the fight against terrorism, with efforts aimed against terrorism in Stanislaus County as well as the State of California.

The Patrol Division budget has been separated into the following divisions to enable the Sheriff's Department to better account for revenues and expenditures: Air Support, Bomb Team, K-9 Unit, Special Weapons and Tactics (SWAT), Dive Team, Mounted Unit, Reservoir Unit, Off Highway Vehicles Enforcement Team (OHVET), Critical Response Team, Volunteers, High Intensity Drug Trafficking Area (HIDTA), Property and Evidence and the Identification Unit.

<b>Sheriff - Operations</b>				
<b>Classification</b>	<b>2009-2010 Actual</b>	<b>2010-2011 Adopted Budget</b>	<b>2011-2012 Requested Proposed Budget</b>	<b>2011-2012 Recommended Proposed Budget</b>
Taxes	\$0	\$0	\$0	\$0
Licenses, Permits, Franchises	\$47,366	\$31,000	\$70,000	\$70,000
Fines, Forfeitures, Penalties	\$60,054	\$32,500	\$32,000	\$32,000
Revenue from use of Assets	\$850	\$500	\$0	\$0
Intergovernmental Revenue	\$446,101	\$1,458,017	\$1,562,708	\$1,562,708
Charges for Service	\$1,851,629	\$1,805,480	\$1,612,687	\$1,612,687
Miscellaneous Revenue	(\$81,355)	\$76,600	\$89,933	\$89,933
Other Financing Sources	\$408,632	\$40,000	\$0	\$0
<b>Total Revenue</b>	<b>\$2,733,277</b>	<b>\$3,444,097</b>	<b>\$3,367,328</b>	<b>\$3,367,328</b>
Salaries and Benefits	\$21,419,359	\$20,115,429	\$17,703,283	\$17,703,283
Services and Supplies	\$2,098,321	\$2,525,763	\$1,989,862	\$1,989,862
Other Charges	\$3,399,312	\$3,997,418	\$4,451,366	\$4,451,366
Fixed Assets				
Equipment	\$545,501	\$418,700	\$644,405	\$644,405
Other Financing Uses	\$1,139,472	\$0	\$0	\$0
Equity	\$0	\$0	\$0	\$0
Intrafund	(\$398,558)	(\$450,749)	(\$555,150)	(\$555,150)
Contingencies	\$0	\$0	\$0	\$0
<b>Gross Costs</b>	<b>\$28,203,407</b>	<b>\$26,606,561</b>	<b>\$24,233,766</b>	<b>\$24,233,766</b>
<b>Fund Balance</b>	<b>\$0</b>	<b>\$0</b>	<b>\$0</b>	<b>\$0</b>
<b>Net County Cost</b>	<b>\$25,470,130</b>	<b>\$23,162,464</b>	<b>\$20,866,438</b>	<b>\$20,866,438</b>

**PROGRAM DISCUSSION**

At the proposed level of funding, the Sheriff's Operations Division will maintain minimal Patrol services for the entire County. The recommended budget leaves the Department to seek creative ways to manage this budget over the next year in order to meet the targeted reduction in net county cost revenue. As a result of Reductions-In-Force (RIF) approved by the Board of Supervisors on November

2, 2010, and December 7, 2010 the Department has significantly reduced staffing levels. To counter some of the staffing reductions, the Department continues to enhance the on-line reporting module to increase efficiencies by reducing patrol responses to non-priority calls. The on-line reporting module allows residents in the unincorporated areas of the County and the four contract cities to go on-line to the Sheriff's Department website and report the following crimes: Burglary to a Residence/Business, Burglary from a Vehicle, Damage to a Vehicle, Damaged, Destroyed, or Vandalized Property (Includes Graffiti/Tagging), Violation of a Court Order, Fraud/Identity Theft, Unauthorized Use of Credit Card, Harassing Phone Calls, Lost Property and Theft of Property. This has allowed deputies to spend more time patrolling the unincorporated areas of the County. Online reporting has increased from 20 reports in July 2010 to 154 reports in April 2011, with Petty Theft, Vehicle Burglaries and Identify Theft being the highest reported crimes on-line. The Department is also committed to filling all patrol beats with deputy sheriff staff ensuring that all community members are equally served and officer safety is maintained.

This budget includes revenue and expense appropriations of \$650,738 from the COPS Technology Grant for SR911 radio infrastructure improvement. A portion of this project, \$350,738 was approved by the Board of Supervisors in Fiscal Year 2008-2009 and the other portion, \$300,000 was approved by the Board of Supervisors in Fiscal Year 2010-2011. No costs have been incurred to date due to vendor delays, environmental site reviews and the upgrades to the dispatch computer system. SR911 anticipates that this project will begin in Budget Year 2011-2012.

Operations receives approximately \$100,000 of Supplemental Law Enforcement Services Funding (SLESF) and up to \$240,000 of Rural Crimes revenue that is funded through the increased .15 percent Vehicle License Fee (VLF) approved in the Governors 2009-2010 budget. This VLF funding is scheduled to sunset on June 30, 2011. Currently the Governor is working with the State Legislators on Public Safety realignment (SB87, AB109, AB 111 & SCA 1X1). If successful the Public Safety realignment will be placed on the November 2011 ballot or in a Special Election for California voters to vote on a realignment package that protects public safety and provides stable revenue for existing and new local programs. If approved, the Department will submit an operational budget at a later date for Board of Supervisors approval as this revenue is not included in the Proposed Budget.

## **STAFFING IMPACTS**

Total current authorized positions—133

There are no recommended changes to the current level of staffing.

Total recommended authorized positions— 133

## **RECOMMENDED PROPOSED BUDGET**

It is recommended that a budget of \$24,233,766 be approved for the Sheriff – Operations budget. The net county cost contribution for this budget was reduced nearly 10% or \$2,296,026. An initial decrease of \$1,722,847 was given with the issuance of the budget instructions; the Department requested that an additional \$573,179 be transferred from the Sheriff's Operations budget to the Detention, Contract Cities and Court Security budgets to more appropriately meet overall departmental needs. At this level of funding the Department achieves its net county cost reduction by salary savings from a reduction in force of 33 positions and the deletion of one vacant position as of January 29, 2011. This budget is funded from \$3,367,328 in estimated department revenue and a \$20,866,438 contribution from the General Fund.

**STANISLAUS COUNTY, CALIFORNIA**  
**Budget Year 2011-2012**



**CRIMINAL JUSTICE/PUBLIC PROTECTION**  
**Police Protection**

**SHERIFF—RAY SIMON TRAINING CENTER**

Budget Unit 0100 0016171  
 General Fund

**SERVICES PROVIDED**

Law enforcement training for an eight county region (Alpine, Amador, Calaveras, Mariposa, Merced, San Joaquin, Stanislaus and Tuolumne) was started in Modesto in 1956. In January 2007 the California Commission on Peace Officer Standards and Training (POST) along with the California Standards of Training for Corrections (STC) re-certified all programs to the Sheriff's Department for management and operational oversight.

When fully operational, the Training Center provides all basic law enforcement training to over 30 different law enforcement agencies, providing credentialing to nearly 150 peace officer applicants. Additionally, the Training Center provides basic training for nearly 40 correctional officers each year, as well as advanced officer training for hundreds of actively employed law enforcement officers throughout the County and the region.

The Training Center is designated by POST as a "regional skills" training center, meaning the Training Center is geographically located and equipped to provide continued professional training courses to increase officer safety and reduce agency liability throughout the region.

<b>Sheriff - Ray Simon Training Center</b>				
<b>Classification</b>	<b>2009-2010 Actual</b>	<b>2010-2011 Adopted Budget</b>	<b>2011-2012 Requested Proposed Budget</b>	<b>2011-2012 Recommended Proposed Budget</b>
Taxes	\$0	\$0	\$0	\$0
Licenses, Permits, Franchises	\$0	\$0	\$0	\$0
Fines, Forfeitures, Penalties	\$0	\$0	\$0	\$0
Revenue from use of Assets	\$0	\$0	\$0	\$0
Intergovernmental Revenue	\$276,022	\$0	\$0	\$0
Charges for Service	\$125,269	\$0	\$0	\$0
Miscellaneous Revenue	\$1,362	\$0	\$0	\$0
Other Financing Sources	\$0	\$0	\$0	\$0
<b>Total Revenue</b>	<b>\$402,653</b>	<b>\$0</b>	<b>\$0</b>	<b>\$0</b>
Salaries and Benefits	\$510,496	\$0	\$0	\$0
Services and Supplies	\$238,388	\$0	\$0	\$0
Other Charges	\$33,350	\$0	\$0	\$0
Fixed Assets				
Equipment	\$27,552	\$0	\$0	\$0
Other Financing Uses	\$21,961	\$0	\$0	\$0
Equity	\$0	\$0	\$0	\$0
Intrafund	\$243,325	\$0	\$0	\$0
Contingencies	\$0	\$0	\$0	\$0
<b>Gross Costs</b>	<b>\$1,075,072</b>	<b>\$0</b>	<b>\$0</b>	<b>\$0</b>
<b>Fund Balance</b>	<b>\$0</b>	<b>\$0</b>	<b>\$0</b>	<b>\$0</b>
<b>Net County Cost</b>	<b>\$672,419</b>	<b>\$0</b>	<b>\$0</b>	<b>\$0</b>

## **PROGRAM DISCUSSION**

On January 12, 2010 the Board of Supervisors approved recommendations to temporarily suspend the operations of the Peace Officers Standards and Training (POST) Academy due to declining enrollment and a reduction of sponsored students. Oversight of the facilities was transferred to the Chief Executive Office Facilities budget. The Sheriff's Department is not requesting funding for this budget in the Recommended Proposed Budget 2011-2012.

## **STAFFING IMPACTS**

Total current authorized positions—0

## **RECOMMENDED PROPOSED BUDGET**

There are no appropriations recommended for the Sheriff – Ray Simon Training Center budget as the demand for the academy program has been adversely affected by the economic downturn. A General Fund cost of approximately \$100,000 for the maintenance of the facility is budgeted in the CEO-County Facilities budget.

**STANISLAUS COUNTY, CALIFORNIA**  
**Budget Year 2011-2012**



**CRIMINAL JUSTICE/PUBLIC PROTECTION**  
**Police Protection**

**SHERIFF—VEHICLE THEFT UNIT**

Budget Unit 1715 0028825  
 Special Revenue Fund

**SERVICES PROVIDED**

The Vehicle Theft Unit targets all vehicle-related cases including car jackings, attempted murders, murders and kidnappings during an auto theft. The program focuses on investigation, arrests, and obtaining felony convictions and longer prison sentences for repeat offenders. This is carried out through multi-jurisdictional cooperation with law enforcement agencies throughout the State and constant contact with the Stanislaus County Auto Theft Task Force (StanCATT). The program provides funding for personnel costs for the Sheriff, the District Attorney and several other agencies that provide staffing for this unit, including the Ceres and Modesto Police Departments.

**CASH BALANCE**

As of July 1, 2011, this fund is projected to have a positive cash balance \$82,140 compared to the July 1, 2010 balance of \$50,455. The increase in cash is due to an increase in State revenue and decreased expenditures. Approximately \$25,000 of fund balance is expected to be used in Budget Year 2011-2012 to purchase a vehicle license reader that will promote efficiencies in identifying stolen vehicles.

<b>Sheriff - Vehicle Theft Unit</b>				
<b>Classification</b>	<b>2009-2010 Actual</b>	<b>2010-2011 Adopted Budget</b>	<b>2011-2012 Requested Proposed Budget</b>	<b>2011-2012 Recommended Proposed Budget</b>
Taxes	\$0	\$0	\$0	\$0
Licenses, Permits, Franchises	\$0	\$0	\$0	\$0
Fines, Forfeitures, Penalties	\$0	\$0	\$0	\$0
Revenue from use of Assets	\$0	\$0	\$0	\$0
Intergovernmental Revenue	\$420,625	\$400,000	\$415,000	\$415,000
Charges for Service	\$384	\$0	\$0	\$0
Miscellaneous Revenue	\$0	\$0	\$0	\$0
Other Financing Sources	\$0	\$0	\$0	\$0
<b>Total Revenue</b>	<b>\$421,009</b>	<b>\$400,000</b>	<b>\$415,000</b>	<b>\$415,000</b>
Salaries and Benefits	\$97,780	\$109,994	\$111,635	\$111,635
Services and Supplies	\$112,525	\$120,575	\$118,141	\$118,141
Other Charges	\$173,280	\$169,431	\$185,101	\$185,101
Fixed Assets				
Equipment	\$0	\$0	\$25,000	\$25,000
Other Financing Uses	\$6,772	\$0	\$0	\$0
Equity	\$0	\$0	\$0	\$0
Intrafund	\$0	\$0	\$0	\$0
Contingencies	\$0	\$0	\$0	\$0
<b>Gross Costs</b>	<b>\$390,357</b>	<b>\$400,000</b>	<b>\$439,877</b>	<b>\$439,877</b>
Fund Balance	(\$30,652)	\$0	\$24,877	\$24,877
<b>Net County Cost</b>	<b>\$0</b>	<b>\$0</b>	<b>\$0</b>	<b>\$0</b>

## **PROGRAM DISCUSSION**

At the proposed level of funding, the Stanislaus County Auto Theft Task Force (StanCATT) will continue efforts toward deterrence and investigation of vehicle theft crimes. This program is fully funded by a dedicated revenue source resulting from a State collected \$1 vehicle license fee assessment that expires on January 1, 2015.

## **STAFFING IMPACTS**

Total current authorized positions—1

There are no recommended changes to the current level of staffing.

Total recommended authorized positions— 1

## **RECOMMENDED PROPOSED BUDGET**

It is recommended that a budget of \$439,877 be approved for the Sheriff – Vehicle Theft Unit. This budget is funded from \$415,000 in estimated department revenue and \$24,877 in departmental fund balance.



## **A Healthy Community**

Area Agency on Aging/Veterans' Services  
Behavioral Health and Recovery Services  
Child Support Services  
Children and Families Commission  
Community Services Agency  
Health Services Agency



## A Healthy Community

A healthy community is vital to the quality of life for our residents. The primary focus on protecting and promoting the physical safety of our residents includes preventing disease, disability and death. Protecting emotional safety focuses on the social problems that include homelessness, incarceration, and fragmented families with financial and emotional needs. An emphasis on prevention helps to improve the quality of life for those served.



Resources dedicated to prevention allow a broader population to be served than the resources required for direct service. Audits and external oversight of State and Federal mandated programs demonstrates that County agencies are effectively administering these services.

The Area Agency on Aging plans and coordinates senior services to promote independence and self-sufficiency. Veterans' Services provides assistance and advocacy to the men and women who served in the Armed Forces of America, their dependents and survivors. Behavioral Health and Recovery Services provides outpatient and residential behavioral health services to promote emotional health and recovery. The Department of Child Support Services enforces child support orders and establishes and enforces paternity orders. The Children and Families Commission funds education, health and child care programs that promote early childhood development, from prenatal through age five. The Community Services Agency operates social welfare programs including protective services for children and adults, temporary financial assistance to those in need, emergency food assistance, foster care and adoptions. The Health Services Agency is responsible for health care services to those eligible through a clinic system providing primary care, specialty care and ancillary services such as radiology, pharmacy and rehabilitation. The Public Health Division of the Health Services Agency is responsible for assessing, measuring, reporting and monitoring the health status of the community.

## **BUDGET YEAR 2011-2012 ISSUES**

For Budget Year 2011-2012, as part of the Budget Strategy, only those budgets with fixed costs associated with contracts or budgets with mandated match or maintenance of effort funding requirements are recommended to receive a General Fund revenue allocation in the Healthy Community priority area. Consistent with Fiscal Year 2010-2011, the net General Fund revenue allocation for Behavioral Health and Recovery Services' programs including- Alcohol and Drug, Mental Health, and Public Guardian is recommended to receive \$1,458,942; for the Community Services Agency programs including General Assistance, In-Home Supportive Services Provider wages, Public Authority benefits, Public Economic Assistance, and Services and Support, the net General Fund revenue allocation is recommended to be \$8,578,143; for the Health Services Agency programs including Clinics and Ancillary Services, Indigent Health Care, and Public Health, the net General revenue allocation is recommended to be \$6,369,959.

For Budget Year 2011-2012, as part of the Budget Strategy, for those budgets with non-mandated match or maintenance of effort funding requirements, the General Fund revenue allocation is recommended to be eliminated. In a Healthy Community priority area, this will eliminate a General Fund revenue allocation for three programs in Behavioral Health and Recovery Services including, Employee Assistance, Managed Care, and Stanislaus Recovery Center totaling \$485,163 in Budget Year 2011-2012.

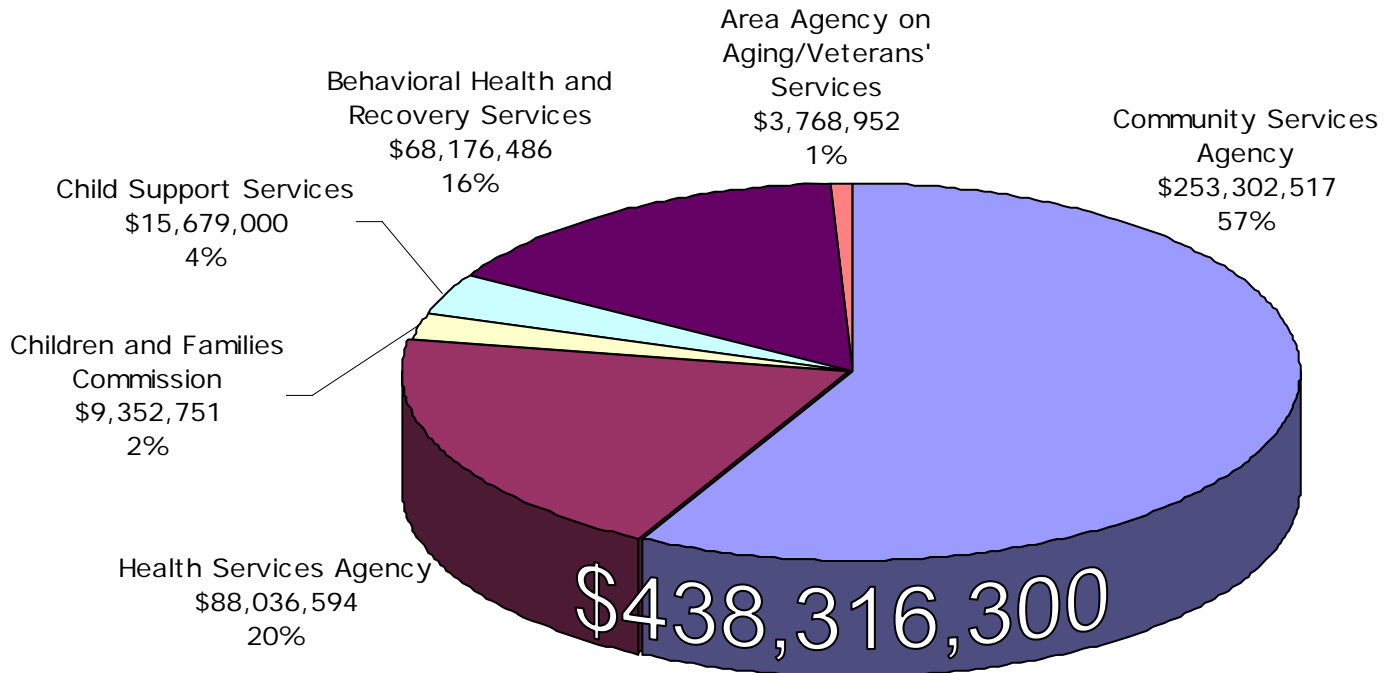
Assisting the departments in absorbing the reduction in General Fund contribution is the second year of the 5% salary deduction approved by the Board of Supervisors for all County employees and the \$12 million mitigation of Budget Year 2011-2012 retirement costs.

For Budget Year 2011-2012, projected significant unmet needs remain in A Healthy Community priority programs including: an additional \$2.1 million exposure in the Community Services Agency In-Home Supportive Services wages and benefits due to loss of enhanced Federal Medical Assistance Percentages (FMAP) funding; an additional \$1.9 million projected exposure in CSA Public Economic Assistance for cash aid and welfare caseload increases; approximately \$160,000 in CSA General Assistance, and \$2.9 million in the Health Services Agency Medically Indigent Adult due to increased enrollment and changes to patient share of cost at time of service. All of these exposures remain unfunded in this proposed budget.

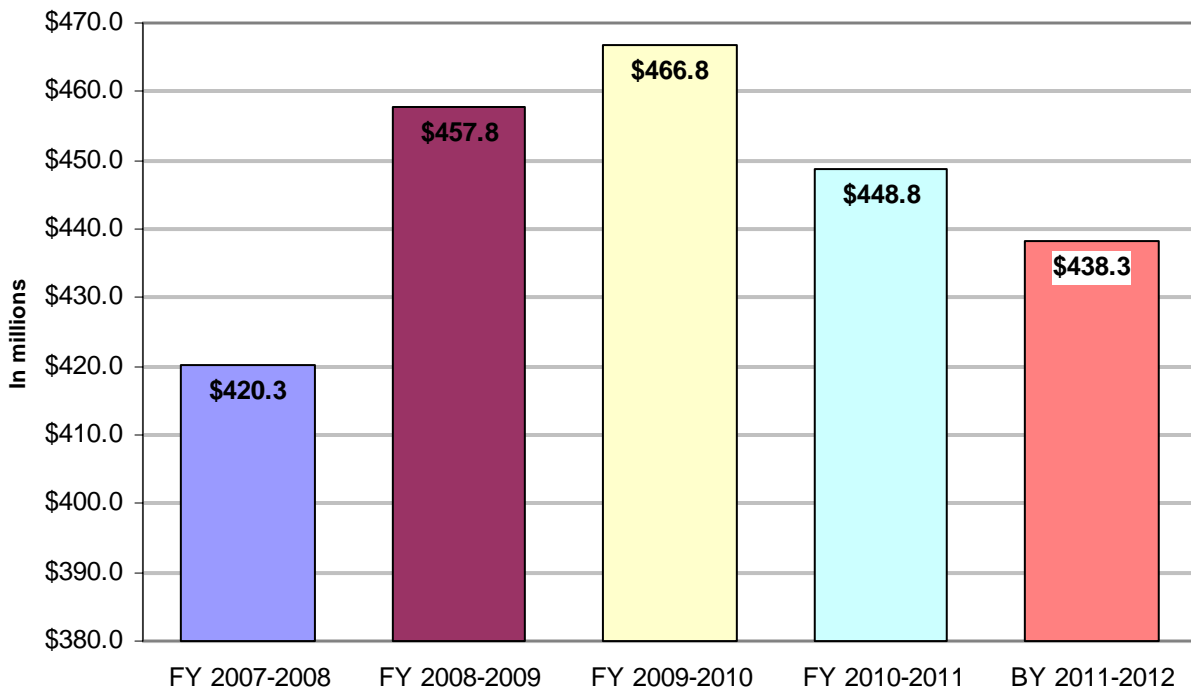


## A Healthy Community

### Recommended Expenditures Budget Year 2011-2012



### Five Year Comparison of Appropriations





# A HEALTHY COMMUNITY

				<b>RECOMMENDED</b>
<b>PAGE</b>				<b>2011-2012</b>
<b>AREA AGENCY ON AGING</b>				<b>\$3,768,952</b>
	<b>Fund</b>	<b>Org</b>		
165	1051	0031000	Area Agency on Aging	\$3,440,397
168	0100	0032000	Veterans' Services	\$328,555
<b>BEHAVIORAL HEALTH AND RECOVERY SERVICES</b>				<b>\$68,176,486</b>
	<b>Fund</b>	<b>Org</b>		
170	1501	6000000	Behavioral Health and Recovery Services	\$36,513,277
175	1502	6500001	Alcohol and Drug Program	\$3,099,566
179	1504	6400001	Managed Care	\$5,242,474
181	1507	6800000	Mental Health Services Act (MHSA) Prop 63	\$20,573,497
185	1503	6030000	Public Guardian	\$1,013,755
188	1505	6700001	Stanislaus Recovery Center	\$1,733,917
191	1506	6550110	Substance Abuse and Crime Prevention Act	\$0
<b>CHILD SUPPORT SERVICES</b>				<b>\$15,679,000</b>
	<b>Fund</b>	<b>Org</b>		
193	1071	0240000	Child Support Services	\$15,679,000
<b>CHILDREN AND FAMILIES COMMISSION</b>				<b>\$9,352,751</b>
	<b>Fund</b>	<b>Org</b>		
197	1755	0016141	Children and Families Commission	\$9,352,751
<b>COMMUNITY SERVICES AGENCY</b>				<b>\$253,302,517</b>
	<b>Fund</b>	<b>Org</b>		
199	1631	0045050	Services and Support	\$111,320,254
210	1637	0045961	County Children's Fund	\$293,628
212	1635	0045710	Foster Care Incentive	\$0
214	1633	0045901	General Assistance	\$1,119,592
220	1640	0045981	IHSS Public Authority--Administration	\$413,889
222	1641	0045991	IHSS Public Authority--Benefits	\$2,360,119
217	1642	0045992	IHSS Provider Wages	\$39,424,536
225	1636	0045951	Integrated Children's Services	\$144,540
227	1632	0045801	Public Economic Assistance	\$98,225,959
232	1634	0045851	Seriously Emotionally Disturbed Children	\$0



# A HEALTHY COMMUNITY

<b>PAGE</b>				<b>RECOMMENDED</b>
				<b>2011-2012</b>
<b>HEALTH SERVICES AGENCY</b>				<b>\$88,036,594</b>
	<b>Fund</b>	<b>Org</b>		
234	1401	1301000	Administration	\$7,289,500
237	4051	1010001	Clinics and Ancillary Services	\$46,022,583
240	1429	1210001	Emergency Medical Services Discretionary Fund	\$205,000
242	1403	1400001	Health Coverage and Quality Services	\$0
244	1404	1500000	Indigent Health Care Program	\$12,485,385
247	1423	1500002	IHCP-California Healthcare for Indigents-CHIP	\$0
249	1434	1500010	IHCP-Emergency Medical Services Hospital	\$380,000
251	1435	1500020	IHCP-Emergency Medical Services Physicians	\$830,000
253	1402	1200001	Public Health	\$20,817,126
256	1433	1200001	Public Health - Local Preparedness	\$0
258	1428	1250001	Public Health - Vital and Health Statistics	\$7,000
<b>TOTAL</b>				<b>\$438,316,300</b>



## **AREA AGENCY ON AGING**

### **MISSION STATEMENT**

The Mission of the Department of Aging and Veterans Services is to help seniors and veterans obtain the services and benefits they need to live secure, healthy and independent lives.

### **OPERATIONAL PRIORITIES**

The Operational Priorities for Area Agency on Aging and Veterans Services for the 2011-2012 Budget Year include:

- ◆ Promote better health and well-being for the senior citizens of Stanislaus County through attention to life transitions, physical and emotional needs;
- ◆ Make available to seniors, caregivers, and veterans, information regarding services and agencies that will assist them to achieve or maintain a beneficial lifestyle;
- ◆ In partnership with other community-based organizations, develop community-based systems of care that provide services to seniors which support independence and enhance their quality of life;
- ◆ Participate in informational fairs/events and make presentations to groups throughout the County to increase public awareness of the services available to all veterans and seniors; and
- ◆ Continue to work closely with the Vet Center and refer veterans who are showing symptoms of Post-Traumatic Stress Disorder.

## STANISLAUS COUNTY, CALIFORNIA

Budget Year 2011-2012

### HUMAN SERVICES

#### Other Assistance



#### AREA AGENCY ON AGING

Budget Unit 1051 0031000

Special Revenue Fund

#### SERVICES PROVIDED

The Area Agency on Aging (AAA) in accordance with the Older Americans Act (OAA) serves as a visible and effective leader and advocate and provides local leadership in accomplishing state and Federal program goals. The AAA also plans and coordinates senior services in Stanislaus County, providing those services either directly or through contracts to approximately 12,000 seniors with priority to those who are low income, frail, minority, and/or at risk of losing their independence. The Senior Information and Assistance, Outreach, Family Caregiver Support Program, the Health Insurance Counseling and Advocacy Program (HICAP), and the newly formed Friendly Visitor Program are provided as direct services. All other OAA programs and services are contracted to local service providers, including: Congregate and Home-Delivered Meals, Legal Assistance, Ombudsman, Elder Abuse Prevention, Homemaker, Respite Care, Employment, Disease Prevention and Health Promotion (Young at Heart Exercise Program), and Transportation.

The AAA also offers staff support to its advisory board, the Commission on Aging; to the Services to Stanislaus Older Adults Advisory Council (STO AAC); and to the Stanislaus Senior Fall Prevention Coalition.

In Budget Year 2011-2012, the AAA will draw down approximately \$2.7 million in Federal and State funding for senior services and programs. It will also continue to be involved in numerous partnerships and collaborations with community organizations and other County departments. In partnership with the Healthy Aging Association, the AAA will continue to sponsor the Annual Healthy Aging and Fall Prevention Summit in October 2011, and will continue to be an active member of the Stanislaus Senior Foundation, the Stanislaus Senior Fall Prevention Coalition, and the Stanislaus Elder Abuse Prevention Alliance (SEAPA).

Additionally, the AAA will continue providing integrated mental health services to seniors who are facing difficult situations, loneliness, and/or mild depression. These programs will be funded through a grant from Behavioral Health and Recovery Services' (BHRS) Prevention and Early Intervention (PEI). Also, the AAA will assume full responsibility to manage the Multipurpose Senior Services Program (MSSP). MSSP is a social/health services case management program designed to prevent or delay institutional placement of frail elderly, and is fully funded by the California Department of Aging (CDA). This program was partially transferred from the Community Services Agency (CSA) during Budget Year 2010-11. The AAA was administering the program through an MOU with CSA to utilize their staff. For Budget Year 2011-2012, the AAA is proposing to assume full responsibility of the program and transfer existing staff, which includes a Program Manager II, a Social Worker III, and an Account Clerk III to the AAA's budget.

#### CASH BALANCE

As of July 1, 2011 this fund is projected to have a positive cash balance of approximately \$60,000 compared to \$34,743 on July 1, 2010. The increase is the result of the timing of State and Federal grant funding.



<b>Area Agency on Aging</b>				
<b>Classification</b>	<b>2009-2010 Actual</b>	<b>2010-2011 Adopted Budget</b>	<b>2011-2012 Requested Proposed Budget</b>	<b>2011-2012 Recommended Proposed Budget</b>
Taxes	\$0	\$0	\$0	\$0
Licenses, Permits, Franchises	\$0	\$0	\$0	\$0
Fines, Forfeitures, Penalties	\$0	\$0	\$0	\$0
Revenue from use of Assets	\$1,642	\$0	\$0	\$0
Intergovernmental Revenue	\$2,403,713	\$2,981,116	\$2,833,475	\$2,833,475
Charges for Service	\$0	\$312,000	\$312,000	\$312,000
Miscellaneous Revenue	\$470	\$2,000	\$2,000	\$2,000
Other Financing Sources	\$15,219	\$0	\$0	\$0
<b>Total Revenue</b>	<b>\$2,421,044</b>	<b>\$3,295,116</b>	<b>\$3,147,475</b>	<b>\$3,147,475</b>
Salaries and Benefits	\$825,190	\$1,367,088	\$1,343,139	\$1,343,139
Services and Supplies	\$198,283	\$696,322	\$644,734	\$644,734
Other Charges	\$1,528,887	\$1,524,628	\$1,452,524	\$1,452,524
Fixed Assets	\$0	\$0	\$0	\$0
Other Financing Uses	\$30,417	\$0	\$0	\$0
Equity	\$0	\$0	\$0	\$0
Intrafund	\$0	\$0	\$0	\$0
Contingencies	\$0	\$0	\$0	\$0
<b>Gross Costs</b>	<b>\$2,582,777</b>	<b>\$3,588,038</b>	<b>\$3,440,397</b>	<b>\$3,440,397</b>
<b>Fund Balance</b>	<b>(\$135,998)</b>	<b>\$0</b>	<b>\$0</b>	<b>\$0</b>
<b>Net County Cost</b>	<b>\$297,731</b>	<b>\$292,922</b>	<b>\$292,922</b>	<b>\$292,922</b>

## PROGRAM DISCUSSION

At the proposed level of funding, the Department can maintain all current services and programs including all contracts with existing service providers. The AAA is expecting to receive flat funding from Federal and State sources; consequently the same service levels will be maintained contingent upon the State adopting its final budget.

The AAA obtained approval from the Board of Supervisors for the current fiscal year to administer the MSSP program through a contract with CDA. The AAA continues to successfully operate this program; however, three of the five employees allocated to the program are still employed by CSA. In order to transfer the program completely, three positions need to be transferred from CSA to AAA. Contingent upon State funding, the AAA will request in the Final Budget that the following three positions be allocated to this budget unit: one Manager II, one Social Worker III, and one Account Clerk III.

## STAFFING IMPACTS

Total current authorized positions— 10

There are no recommended changes to the current level of staffing.

Total recommended authorized positions— 10

## RECOMMENDED PROPOSED BUDGET

It is recommended that a budget of \$3,440,397 be approved for the Area Agency on Aging. The net county cost contribution for this budget was not reduced from the Fiscal Year 2010-2011 Adopted Final Budget level. This budget is funded from \$3,147,475 in estimated department revenue and a \$292,922 contribution from the General Fund.



**STANISLAUS COUNTY, CALIFORNIA**  
**Budget Year 2011-2012**  
**HUMAN SERVICES**  
**Veterans' Service**

---



**AAA—VETERANS' SERVICES**

Budget Unit 0100 0032000  
General Fund

**SERVICES PROVIDED**

The Veterans' Services Division assists veterans and their qualified dependents in obtaining Federal, State, and local benefits and provides counseling on Federal, State and local veterans' benefits, claim preparation and submission, claim follow-up, and initiation and development of appeals (when appropriate). Information and referral services to link veterans to other County and community services are also provided. The goal of these services is to maximize Federal/State benefits and reimbursements. Another crucial service provided to veterans is the College Fee Waiver Program. These services are provided to qualifying veterans whose dependents are attending colleges/universities in the California State University system. State subvention funds and discretionary General Fund revenue fund this program.

The compensation that veterans obtain from the Veterans Administration (VA) is 100% federally funded. In addition, the activities of the Veterans' Services Division bring in the following additional revenue to this County:

1. Approximately \$30 million per year in compensation, pensions medical services, and vocational rehabilitation;
2. \$85,000 in State subvention funding; and
3. Approximately \$1,200,000 in savings to the County's General Fund by participating in the State Mandated Welfare Referral Program. This program requires the Veterans Services Office (VSO) to verify and make benefit entitlement determinations on all public assistance referrals (i.e. GA/FR, CalWORKS, Food Stamps and Medi-Cal) received from the Community Services Agency.

The Veterans' Services Office brings maximum return to the County for the funds expended in providing services to the veteran population. In addition to this revenue being spent in local businesses, the California Department of Finance estimates that approximately 16 cents of every award dollar represents new local tax revenue.

<b>AAA - Veterans Services</b>				
<b>Classification</b>	<b>2009-2010 Actual</b>	<b>2010-2011 Adopted Budget</b>	<b>2011-2012 Requested Proposed Budget</b>	<b>2011-2012 Recommended Proposed Budget</b>
Taxes	\$0	\$0	\$0	\$0
Licenses, Permits, Franchises	\$0	\$0	\$0	\$0
Fines, Forfeitures, Penalties	\$0	\$0	\$0	\$0
Revenue from use of Assets	\$0	\$0	\$0	\$0
Intergovernmental Revenue	\$82,074	\$85,000	\$85,000	\$85,000
Charges for Service	\$0	\$0	\$0	\$0
Miscellaneous Revenue	\$100	\$500	\$500	\$500
Other Financing Sources	\$8,195	\$0	\$0	\$0
<b>Total Revenue</b>	<b>\$90,369</b>	<b>\$85,500</b>	<b>\$85,500</b>	<b>\$85,500</b>
Salaries and Benefits	\$347,998	\$296,753	\$281,306	\$281,306
Services and Supplies	\$16,440	\$26,574	\$21,089	\$21,089
Other Charges	\$14,732	\$15,650	\$20,820	\$20,820
Fixed Assets	\$0	\$0	\$0	\$0
Other Financing Uses	\$10,087	\$0	\$0	\$0
Equity	\$0	\$0	\$0	\$0
Intrafund	\$13,510	\$13,930	\$5,340	\$5,340
Contingencies	\$0	\$0	\$0	\$0
<b>Gross Costs</b>	<b>\$402,767</b>	<b>\$352,907</b>	<b>\$328,555</b>	<b>\$328,555</b>
<b>Fund Balance</b>	<b>\$0</b>	<b>\$0</b>	<b>\$0</b>	<b>\$0</b>
<b>Net County Cost</b>	<b>\$312,398</b>	<b>\$267,407</b>	<b>\$243,055</b>	<b>\$243,055</b>

### **PROGRAM DISCUSSION**

At the proposed level of funding, the Department will strive to maintain the same level of service in terms of the number of veterans it serves, however, veterans may have to wait longer than three weeks to get an appointment. The Department will continue to evaluate options to address the reduced level of funding and may return to the Board at the Final Budget with cost-saving recommendations or, if necessary, staffing reductions.

### **STAFFING IMPACTS**

Total current authorized positions— 4

There are no recommended changes to the current level of staffing.

Total recommended authorized positions— 4

### **RECOMMENDED PROPOSED BUDGET**

It is recommended that a budget of \$328,555 be approved for the AAA-Veterans Services. The net county cost contribution for this budget was reduced approximately 9.1% or \$24,352 from the Fiscal Year 2010-2011 Adopted Final Budget. At this level of funding, the Department will achieve its net county cost reduction by evaluating possible cost-saving measures and, if necessary, return to the Board at the Final Budget with recommendations. This budget is funded from \$85,500 in estimated department revenue and a \$243,055 contribution from the General Fund.



## **BEHAVIORAL HEALTH AND RECOVERY SERVICES**

### **MISSION STATEMENT**

In partnership with our community, our mission is to provide and manage effective prevention and behavioral health services that promote the community's capacity to achieve wellness, resilience, and recovery outcomes.

### **OPERATIONAL PRIORITIES**

The Operational Priorities for Behavioral Health and Recovery Services (BHRS) for 2011-2012 Budget Year include:

- ◆ Fiscal Sustainability: BHRS will continue to have a balanced, revenue-based budget in place during Budget Year 2011-2012 and beyond;
- ◆ Community Capacity Building: BHRS, through its Mental Health Services Act Prevention and Early Intervention (PEI) Plan, will build capacity in the community to promote emotional health and wellness;
- ◆ Results-Based Accountability: Results-Based Accountability will be in place as the monitoring and evaluation system for all Mental Health Services Act Prevention and Early Intervention (PEI) contractors by the end of Budget Year 2011-2012; and
- ◆ Leadership Development: BHRS staff and community leaders will develop the skills needed to promote and ensure a "Leaderful" department and community.



**HUMAN SERVICES**  
**Health**

**BEHAVIORAL HEALTH AND RECOVERY SERVICES**

Budget Unit 1501 6000000  
Special Revenue Fund

**SERVICES PROVIDED**

Behavioral Health and Recovery Services provides outpatient mental health services to seriously mentally ill adults and older adults, and seriously emotionally disturbed children and youth. BHRS also provides assessment and referral for inpatient mental health services, as appropriate. Services are highly integrated with other County Departments (Probation, Community Services Agency, Sheriff's Office, Health Services Agency and others). These services include individual, group and family counseling, rehabilitation services, case coordination and medication.

Additional services provided by BHRS include:

1. Crisis emergency services to all residents of Stanislaus County;
2. Housing and employment services to persons with serious mental illness;
3. Assessment and treatment services to handicapped and disabled students with serious emotional disturbance;
4. Mental Health and Alcohol and Drug assessment and treatment service to Temporary Assistance to Needy Families (TANF) recipients with welfare to work plans;
5. Fiscal and administrative support for the entire BHRS Department, including quality improvement, risk management, performance measurement and employee training;
6. Clinical and support services to families that have had incidents of child abuse, neglect or domestic violence and are seen by the collaborative Child Abuse Investigations Referrals and Examinations (CAIRE) Center;
7. Assessment and referral under the Specialty Mental Health Plan; and
8. Employee Assistance Program services through Workplace Wellness.

**CASH BALANCE**

As of July 1, 2011, this fund is projected to have a positive cash balance of \$25,110,777 compared to the July 1, 2010 positive cash balance of \$22,226,618. The increase is attributed to a reduction in the Accounts Receivable balance that results in an increase to the cash balance.

<b>Behavioral Health and Recovery Services</b>				
<b>Classification</b>	<b>2009-2010 Actual</b>	<b>2010-2011 Adopted Budget</b>	<b>2011-2012 Requested Proposed Budget</b>	<b>2011-2012 Recommended Proposed Budget</b>
Taxes	\$0	\$0	\$0	\$0
Licenses, Permits, Franchises	\$0	\$0	\$0	\$0
Fines, Forfeitures, Penalties	\$0	\$0	\$0	\$0
Revenue from use of Assets	\$284,878	\$392,348	\$284,388	\$284,388
Intergovernmental Revenue	\$15,653,860	\$15,609,018	\$16,092,827	\$16,092,827
Charges for Service	\$16,017,267	\$15,779,095	\$15,504,470	\$15,504,470
Miscellaneous Revenue	\$67,168	\$330,631	\$312,902	\$312,902
Other Financing Sources	\$3,960,418	\$3,540,850	\$3,539,963	\$3,539,963
<b>Total Revenue</b>	<b>\$35,983,591</b>	<b>\$35,651,942</b>	<b>\$35,734,550</b>	<b>\$35,734,550</b>
Salaries and Benefits	\$18,084,456	\$19,662,391	\$20,041,461	\$20,041,461
Services and Supplies	\$14,736,099	\$16,224,239	\$16,821,844	\$16,821,844
Other Charges	\$2,390,485	\$1,835,495	\$1,979,409	\$1,979,409
Fixed Assets				
Equipment	\$58,729	\$0	\$0	\$0
Other Financing Uses	\$513,062	\$0	\$0	\$0
Equity	\$0	\$0	\$0	\$0
Intrafund	(\$2,422,667)	(\$2,047,999)	(\$2,329,437)	(\$2,329,437)
Contingencies	\$0	\$0	\$0	\$0
<b>Gross Costs</b>	<b>\$33,360,164</b>	<b>\$35,674,126</b>	<b>\$36,513,277</b>	<b>\$36,513,277</b>
<b>Fund Balance</b>	<b>(\$3,946,988)</b>	<b>(\$789,749)</b>	<b>(\$46,632)</b>	<b>(\$46,632)</b>
<b>Net County Cost</b>	<b>\$1,323,561</b>	<b>\$811,933</b>	<b>\$825,359</b>	<b>\$825,359</b>

## PROGRAM DISCUSSION

At the proposed level of funding, the Department can maintain most programs at the Fiscal Year 2010-2011 service levels. In Fiscal Year 2009-2010, Behavioral Health and Recovery Services (BHRS) began setting aside contingency funding for unanticipated program cost increases, unexpected operating expenses and potential audit liabilities. This budgeting strategy will continue into Budget Year 2011-2012 and will enable BHRS to maintain a sustainable budget in a difficult fiscal climate.

The Department does anticipate funding changes as a result of the final State Budget. Some reductions have been made as a result of known funding decreases. However, in most cases, no service reductions were made as a result of the Department's budget strategy, which includes fund balance set asides, keeping positions vacant, increased staff productivity and an overall focus on savings by all programs. Specific adjustments and concerns for Budget Year 2011-2012 include:

- ◆ As part of the American Recovery and Reinvestment Act (ARRA) of 2009, Congress provided States with an enhancement to their Federal Medical Assistance Percentage (FMAP). FMAP represents the amount of Federal funds received for Medi-Cal services. Through December 31, 2010, the County received \$0.6159 for every \$1 of Medi-Cal revenue generated. In January 2011, Congress extended the FMAP increase through June 30, 2011 at successively decreasing amounts. On July 1, 2011 the Federal sharing amount will return to 50%. This decrease represents approximately \$1,714,399 in this budget.
- ◆ Through June 30, 2011, BHRS was the provider of the County's Employee Assistance benefit through Workplace Wellness. Effective July 2011, the County General Funds that were allocated for services to General Fund department employees will no longer be available. As a result, funding from non-General Fund departments became optional. Employee Assistance services will continue to be available as part of the County's Health Insurance agreements. Workplace Wellness has been significantly downsized and will continue to be available to interested County Departments through interagency agreements.
- ◆ During Calendar Year 2009, BHRS began the process of purchasing and implementing a new Electronic Health Record and Billing System. The Department anticipates a "Go Live" date in

January 2012. Counties who have previously implemented this system have indicated that there will be some loss of productivity as a result of learning the new system. The BHRS Budget Team has decided to leave revenue projections consistent with current year receipts anticipating a possible loss of revenue for the last six months of Budget Year 2011-2012. The Department will closely watch its subsequent revenue receipts and will make any necessary adjustments at a future budget update.

- ◆ The Department contracts with private insurance carriers to provide mental health assessments and services to Severely Emotionally Disabled children in the Healthy Families program. As part of the contract agreement, the County is responsible for the cost of medication and laboratory services. Prior to Fiscal Year 2010-2011, this requirement was not strictly enforced by the individual carriers. Starting July 2010, the insurance carriers began referring children needing psychotropic medications and laboratory services to BHRS. The Department has seen these costs rise in recent months and has added appropriations to reflect continuing increases.

#### **Department Wide State/Federal Budget Concerns:**

- ◆ For Budget Year 2011-2012, the State plans, on a one-time basis, to redirect \$861 million from Mental Health Services Act funds to fund the State General Fund costs of the Mental Health Managed Care program, Early Periodic Screening Diagnosis and Treatment, and the Mental Health Services for Special Education Pupils, commonly known as AB 3632. As of submission of this Proposed Budget, no allocation methodology has been approved for these funds. As a result the BHRS Budget Year 2011-2012 Proposed Budget for these programs reflects Fiscal Year 2010-2011 allocations. Any subsequent adjustments to these amounts will be made during the Budget Year 2011-2012 Final Budget process.
- ◆ AB 3632 was enacted in 1984. This legislation, which created an entitlement program, was California's response to the Federal Individuals with Disabilities Education Act (IDEA) and mandates that students with certain emotional disorders be provided mental health services, as a supplement to their education and at no cost to the family. Counties currently receive IDEA funding through a Memorandum of Understanding with the local Department of Education. Additionally, AB 3632 services may be billed to Medi-Cal as appropriate. Through Fiscal Year 2009-2010, costs over and above IDEA and/or Medi-Cal could be billed annually to the California State Mandates Commission under SB90. In Fiscal Year 2010-2011, then-Governor Schwarzenegger vetoed all funding for the program and declared the mandate suspended. By suspending the mandate, financial responsibility for ensuring the requirements of AB 3632 and IDEA reverted back to the Department of Education. The legality of the former Governor's action was the subject of several Court actions including *County of Sacramento v. State of California*. Stanislaus County joined this suit in November 2010. In March 2011, the Court upheld the mandate suspension. BHRS has subsequently negotiated a payment agreement with the Stanislaus County Office of Education through June 30, 2011. Funding is proposed to be restored in the State's Budget Year 2011-2012 budget as part of the redirection of Mental Health Services Act funding and the program will be known as Educationally Related Mental Health Services. Since the allocation methodology is yet unknown, BHRS has only budgeted the Federal IDEA contract amount of \$1,588,635.
- ◆ Governor Brown's Budget Year 2011-2012 budget, issued in January, proposed that the Fiscal Year 2010-2011 sales tax and vehicle license fee increases be extended for five years starting in July 2011. Revenues from this extension would be the revenue source for the programs funded in Budget Year 2011-2012 by the Mental Health Services Act redirection, beginning in State Budget Year 2012-2013. However, extending the tax increases requires voter approval. The first attempt by the Legislature to get a Proposition in place for a Special Election in June 2011 failed. The current tax increases sunset June 30, 2011. Mental Health programs will continue to receive funding in Budget Year 2011-2012 through the MHSA redirection.
- ◆ The Department receives approximately \$14,700,000 in Federal Financial Participation (FFP) funding from Medi-Cal. FFP covers 50% of the cost of providing Medi-Cal services, with the remaining 50% match covered by the State's current Realignment allocation. The FFP share of funding is allocated to the State, who passes it through to Counties. Currently, no FFP has been provided to Counties since November.

- ◆ The Department receives funding through the Federal Substance Abuse and Mental Health Services Administration (SAMHSA) for services to children, older adults, dual diagnosis services, integrated services, treatment of substance use disorders and substance abuse prevention services. Currently, these are separate categorical allocations. There is discussion at the Federal level of combining all of these, with the exception of prevention, into one block grant to be administered at County discretion. Unfortunately, there is discussion about reducing the amount of the block grant as well. The Department currently receives approximately \$5,300,000 for all SAMHSA funded services. Any subsequent decreases could have a devastating effect on programs, specifically children's services and treatment of substance use disorders.

### **STAFFING IMPACTS**

Total current authorized positions— 200

There are no recommended changes to the current level of staffing.

Total recommended authorized positions— 200

### **RECOMMENDED PROPOSED BUDGET**

It is recommended that a budget of \$36,513,277 be approved for the Behavioral Health and Recovery Services budget. This budget can not be reduced as it includes mandated match programs. This budget is funded from \$35,734,550 in estimated department revenue, a \$825,359 contribution from the General Fund, resulting in a contribution of \$46,632 to departmental restricted and assigned fund balance.



**BEHAVIORAL HEALTH AND RECOVERY SERVICES—  
ALCOHOL AND DRUG PROGRAM**

Budget Unit 1502 6500001

Special Revenue Fund

**SERVICES PROVIDED**

The Alcohol and Drug Program provides specialized alcohol and drug treatment and prevention services to Stanislaus County residents including:

1. Narcotic replacement (Methadone) detoxification and maintenance therapy;
2. Alcohol and drug treatment to persons incarcerated in jail facilities;
3. Adult Drug Court alcohol and drug treatment;
4. Treatment services for persons with co-occurring substance use and mental health issues; and
5. Alcohol and drug prevention services for youths.

This budget is funded by State and Federal alcohol and drug allocations. This Department also uses its resources to purchase alcohol and drug treatment services from the Stanislaus Recovery Center.

**CASH BALANCE**

As of July 1, 2011, this fund is projected to have a positive cash balance of \$299,000 compared to \$328,322 on July 1, 2010. The decrease is attributed to a reduction in the Accounts Payable balance that results in a decrease to the cash balance.



<b>BHRS - Alcohol and Drug</b>				
<b>Classification</b>	<b>2009-2010 Actual</b>	<b>2010-2011 Adopted Budget</b>	<b>2011-2012 Requested Proposed Budget</b>	<b>2011-2012 Recommended Proposed Budget</b>
Taxes	\$0	\$0	\$0	\$0
Licenses, Permits, Franchises	\$0	\$0	\$0	\$0
Fines, Forfeitures, Penalties	\$11,529	\$11,214	\$9,882	\$9,882
Revenue from use of Assets	\$285	\$10,045	\$4,418	\$4,418
Intergovernmental Revenue	\$2,530,848	\$2,380,028	\$2,466,297	\$2,466,297
Charges for Service	\$765,055	\$438,492	\$535,027	\$535,027
Miscellaneous Revenue	\$0	\$0	\$297	\$297
Other Financing Sources	\$0	\$0	\$404	\$404
<b>Total Revenue</b>	<b>\$3,307,717</b>	<b>\$2,839,779</b>	<b>\$3,016,325</b>	<b>\$3,016,325</b>
Salaries and Benefits	\$1,629,645	\$1,148,498	\$1,190,445	\$1,190,445
Services and Supplies	\$748,924	\$840,221	\$1,239,217	\$1,239,217
Other Charges	\$188,356	\$99,518	\$86,458	\$86,458
Fixed Assets	\$0	\$0	\$0	\$0
Other Financing Uses	\$46,357	\$0	\$0	\$0
Equity	\$0	\$0	\$0	\$0
Intrafund	\$924,399	\$834,367	\$583,446	\$583,446
Contingencies	\$0	\$0	\$0	\$0
<b>Gross Costs</b>	<b>\$3,537,681</b>	<b>\$2,922,604</b>	<b>\$3,099,566</b>	<b>\$3,099,566</b>
<b>Fund Balance</b>	<b>\$140,472</b>	<b>\$25,819</b>	<b>\$26,235</b>	<b>\$26,235</b>
<b>Net County Cost</b>	<b>\$89,492</b>	<b>\$57,006</b>	<b>\$57,006</b>	<b>\$57,006</b>

## PROGRAM DISCUSSION

At the proposed level of funding, the Department can only maintain categorically funded programs at current levels. During the Fall 2010, BHRS identified a number of funding issues that would have a significant impact on Budget Year 2011-2012 alcohol and drug program services, most notably a reduction of \$885,471 in discretionary funding at Stanislaus Recovery Center. This amount represented 1/3 of the Department's total discretionary funding for Substance Use Disorder treatment. Funding no longer available includes:

- ◆ A County General Fund contribution to Stanislaus Recovery Center \$394,603
- ◆ The end of the California Emergency Management Justice Assistance Grant 200,790
- ◆ A one-time fund balance contribution 251,015
- ◆ Redirection of StanWORKs funding used for residential services 39,063

Realizing that this impact would have community-wide consequences, the Department initiated a Community Stakeholder Process to solicit input regarding how alcohol and other drug services should look in Stanislaus County. The group consisted of representatives of the recovery community, family members, community and faith-based organizations, non-profit and private sector providers, other County partners, union members, members of the Department's Advisory Board on Substance Abuse Programs (ABSAP) and the Mental Health Board, as well as BHRS staff. Their goal was not to determine how to cut \$885,471, but rather to build programming in the remaining amount of \$1,621,379.

After eight meetings concluding on March 2, 2011, the Stakeholder Group presented BHRS with a proposal for allocating funds in Budget Year 2011-2012. The proposal represents some major shifts in service delivery, most notably at Stanislaus Recovery Center. As such, a team has been assembled to develop an implementation plan to move forward. This budget represents the proposed allocations in total by fund as suggested by the Stakeholder Group. A further delineation of funding and staffing needs will be presented during the Budget Year 2011-2012 Final Budget process when a plan has been completed. The recommendations of the Stakeholder Group are:

<b>PROGRAM/SERVICE</b>	<b>Alcohol &amp; Drug Services (fund 1502)</b>	<b>Stanislaus Recovery Services (fund 1505)</b>
Hire a Community Liaison to improve integration and coordination across the entire system of care, including BHRS-funded services, non-profit and private sector services, community-based supports, faith-based supports, and other dimensions of the system of care.	\$120,000	
Increase support of Sober Living homes to assist those in recovery to maintain sobriety in a safe and secure environment.	\$119,621	
Shift substance use disorder residential services from Stanislaus Recovery Center to a community-based setting.	\$140,000	
Provide outpatient and intensive outpatient services in community-based settings	\$344,617	
Post-Detention Services	\$209,000	
Develop a non-medical Detoxification program at Stanislaus Recovery Center		\$433,231
Day Treatment Services		\$254,910
<b>Total Allocation</b>	<b>\$933,238</b>	<b>\$688,141</b>

The Department is requesting to restore vacant unfunded Behavioral Health Specialist II and reclassify upward to a Staff Services Coordinator. During the Alcohol and Drug Programs Stakeholder process the Stakeholder Group identified an essential need to add a BHRS Community Liaison position to improve integration and coordination of services across the entire system of care, including BHRS-funded services, non-profit and private sector services, community-based supports, faith-based supports, and other dimensions of the system of care. The group recommended that the position be hired at a Coordinator level to provide a sufficient level of authority and decision-making ability.

The Department does anticipate additional funding changes as a result of the final State Budget. The BHRS Budget Year 2011-2012 Proposed Budget is based upon known impacts from County operations and "best guess" estimates of State and Federal funding. The budget includes the use of \$26,235 in Departmental Fund Balance until a more detailed budget is available.

Some reductions have been made as a result of known funding decreases. However, in most cases, no service reductions other than those already noted were made as a result of the Department's budget strategy, which includes fund balance set asides made for contingencies, keeping positions vacant, increased staff productivity and an overall focus on savings by all programs.

As part of the American Recovery and Reinvestment Act (ARRA) of 2009, Congress provided States with an enhancement to their Federal Medical Assistance Percentage (FMAP) through December 31, 2010. In January 2011, Congress extended the FMAP increase through June 30, 2011 at successively decreasing amounts. On July 1, 2011 the Federal sharing amount will return to 50%. This decrease represents approximately \$29,533 in this budget unit.

The Department receives funding through the Federal Substance Abuse and Mental Health Services Administration (SAMHSA). There is discussion about reducing the amount of the SAMHSA's Substance Abuse Prevention and Treatment Block Grant, which is the primary source of funding for substance use disorders and is what the Stakeholder recommendations were based upon. Any subsequent decreases could have a devastating effect on the Department's ability to continue to provide treatment of substance use disorders. There has been discussion at the Federal level of pulling the prevention services funding out of this block grant and into a separate allocation to emphasize the importance of prevention services. It is the Department's current understanding that these funds would not be reduced.

## **STAFFING IMPACTS**

The Department has requested to restore one unfunded Behavioral Health Specialist II position and reclassify upward to a Staff Services Coordinator to act as a Community Liaison.

Total current authorized positions— 13

It is recommended to restore one unfunded Behavioral Health Specialist II position and reclassify upward to a Staff Services Coordinator.

Total recommended authorized positions— 14

## **RECOMMENDED PROPOSED BUDGET**

It is recommended that a budget of \$3,099,566 be approved for the Behavioral Health and Recovery Services – Alcohol and Drug Program budget. The net county cost contribution for this budget will remain at the same level as the Fiscal Year 2010-2011 Adopted Final Budget. This budget is funded from \$3,016,325 in estimated department revenue, a \$57,006 contribution from the General Fund, and \$26,235 of departmental restricted and assigned fund balance.

**STANISLAUS COUNTY, CALIFORNIA**  
**Budget Year 2011-2012**



**HUMAN SERVICES**  
**Health**

**BEHAVIORAL HEALTH AND RECOVERY SERVICES—MANAGED CARE**

Budget Unit 1504 6400001  
 Special Revenue Fund

**SERVICES PROVIDED**

This budget provides oversight of Specialty Mental Health Managed Care functions for Behavioral Health and Recovery Services (BHRS) including service authorization, utilization management and Medi-Cal contract compliance; access to services; and Federal and State regulatory compliance monitoring. Managed Care funding also pays claims for services to providers for Medi-Cal beneficiaries needing specialty mental health services, including acute psychiatric hospitalization.

**CASH BALANCE**

As of July 1, 2011, this fund is projected to have a negative cash balance of \$2,285,000 compared to the July 1 2010 negative balance of \$2,318,605. The difference is attributed to the timing of receipt of payments.

<b>BHRS - Managed Care</b>				
<b>Classification</b>	<b>2009-2010 Actual</b>	<b>2010-2011 Adopted Budget</b>	<b>2011-2012 Requested Proposed Budget</b>	<b>2011-2012 Recommended Proposed Budget</b>
Taxes	\$0	\$0	\$0	\$0
Licenses, Permits, Franchises	\$0	\$0	\$0	\$0
Fines, Forfeitures, Penalties	\$0	\$0	\$0	\$0
Revenue from use of Assets	(\$23,250)	(\$54,841)	(\$23,826)	(\$23,826)
Intergovernmental Revenue	\$2,472,745	\$1,494,888	\$2,583,404	\$2,583,404
Charges for Service	\$817,238	\$818,173	\$537,559	\$537,559
Miscellaneous Revenue	\$339,859	\$20,425	\$746,264	\$746,264
Other Financing Sources	\$1,163,608	\$1,556,470	\$1,600,565	\$1,600,565
<b>Total Revenue</b>	<b>\$4,770,200</b>	<b>\$3,835,115</b>	<b>\$5,443,966</b>	<b>\$5,443,966</b>
Salaries and Benefits	\$872,345	\$862,794	\$1,036,366	\$1,036,366
Services and Supplies	\$2,201,818	\$3,042,082	\$2,778,544	\$2,778,544
Other Charges	\$825,207	\$1,172,368	\$1,250,888	\$1,250,888
Fixed Assets	\$0	\$0	\$0	\$0
Other Financing Uses	\$25,935	\$0	\$0	\$0
Equity	\$0	\$0	\$0	\$0
Intrafund	\$189,921	\$142,896	\$176,676	\$176,676
Contingencies	\$0	\$0	\$0	\$0
<b>Gross Costs</b>	<b>\$4,115,226</b>	<b>\$5,220,140</b>	<b>\$5,242,474</b>	<b>\$5,242,474</b>
Fund Balance	(\$679,838)	\$1,362,399	(\$201,492)	(\$201,492)
<b>Net County Cost</b>	<b>\$24,864</b>	<b>\$22,626</b>	<b>\$0</b>	<b>\$0</b>

## **PROGRAM DISCUSSION**

At the proposed level of funding, the Department can maintain services at the Fiscal Year 2010-2011 service levels. In Fiscal Year 2009-2010, Behavioral Health and Recovery Services (BHRS) began setting aside contingency funding for unanticipated program cost increases, unexpected operating expenses and potential audit liabilities. This budgeting strategy will continue into Budget Year 2011-2012 and will enable BHRS to maintain a sustainable budget in a difficult fiscal climate.

The Department does anticipate funding changes as a result of the final State Budget. Some reductions were made as a result of known funding decreases. However, in most cases, no service reductions were made as a result of the Department's budget strategy. The budget currently reflects revenues in excess of expenditures in the amount of \$201,492 due to an anticipated increase in the Managed Care allocation. This amount will be adjusted once final allocations are issued.

As part of the American Recovery and Reinvestment Act (ARRA) of 2009, Congress provided States with an enhancement to their Federal Medical Assistance Percentage (FMAP) through December 31, 2010. In January 2011, Congress extended the FMAP increase through June 30, 2011 at successively decreasing amounts. On July 1, 2011 the Federal sharing amount will return to 50%. This decrease represents approximately \$43,342 in this budget.

### **State budget concerns for the Mental Health Services budget unit include:**

For Budget Year 2011-2012, the State plans, on a one-time basis, to redirect \$861 million from Mental Health Services Act funds to cover the State General Fund costs of several mental health programs, including the Mental Health Managed Care program. As of submission of this Proposed Budget, no allocation methodology has been approved for these funds. As a result, the BHRS Budget Year 2011-2012 Proposed Budget for these programs reflects Fiscal Year 2010-2011 allocations. Any subsequent adjustments to these amounts will be made during the Budget Year 2011-2012 Final Budget process.

## **STAFFING IMPACTS**

Total current authorized positions— 8

There are no recommended changes to the current level of staffing.

Total recommended authorized positions— 8

## **RECOMMENDED PROPOSED BUDGET**

It is recommended that a budget of \$5,242,474 be approved for the Behavioral Health and Recovery Services – Managed Care budget. The net county cost contribution for this budget was eliminated in Budget Year 2011-2012. This budget is funded from \$5,443,966 in estimated department revenue resulting in a contribution of \$201,492 to departmental restricted and assigned fund balance.



**HUMAN SERVICES**  
**Health**

**BEHAVIORAL HEALTH AND RECOVERY SERVICES—**  
**MENTAL HEALTH SERVICES ACT (MHSA)**

Budget Unit 1507 6800000  
Special Revenue Fund

**SERVICES PROVIDED**

This fund supports programs funded through MHSA. Services to individuals with serious mental illnesses include:

1. Community Services and Supports, which consists of:
  - a. Outreach services to homeless individuals in the Westside and South Modesto, including individuals who are discharged from inpatient services and have no medical coverage or link to primary care;
  - b. Crisis response services and on-site intensive mental health services to children, youth, and transition age youth on probation, and their families;
  - c. Geropsychiatric assessment and comprehensive services to older adults;
  - d. Intensive, integrated services to individuals who have both a serious mental illness and significant co-occurring health conditions;
  - e. Court-accountable case management, crisis response, peer support, housing and employment services to law enforcement involved individuals who have both a serious mental illness and substance abuse disorders;
  - f. Peer support, information and referral, housing and educational assistance for transitional young adults ages 15-25;
  - g. Crisis intervention services through the use of mental health professionals and consumer and family volunteer support;
  - h. Advocacy, case management, family and individual respite and wrap-around services for youth and their families;
  - i. Employment and empowerment services to adults, older adults and transitional age youth;
  - j. Contracted community-based outreach and engagement services with a focus on eliminating racial and ethnic disparities in the access to services; and
  - k. Crisis housing and intermediate stay services for individuals who are homeless or at risk of homelessness.
2. Workforce Education and Training directed at recruiting difficult to fill behavioral health professional positions;
3. Prevention and Early Intervention services designed to support residents through community-based efforts before they enter the mental health system;
4. Innovation services which support new mental health practices or approaches to: increase access to underserved groups; increase quality of services; provide better outcomes; and promote interagency collaboration; and
5. Capital Facilities and Technological Needs services which provides funding for a new Electronic Health Record and Billing System, along with community technology supports for consumers and family members.

## CASH BALANCE

As of July 1, 2011, this fund is projected to have a positive cash balance of \$13,142,596, compared to the July 1 2010 positive balance of \$11,959,729. The increase includes the receipt of multi-year funding for the Innovations and Technological Needs programs, and unspent Community Services and Supports (CSS) Operating Reserve funds that will roll forward to Budget Year 2011-2012 and be used to mitigate the decrease in Budget Year 2011-2012 CSS allocation funding. Operating Reserve funds are set aside from annual program allocations, may be used to avoid service reductions and are authorized by the State Mental Health Services Act guidelines.

<b>BHRS - Mental Health Services Act</b>				
<b>Classification</b>	<b>2009-2010 Actual</b>	<b>2010-2011 Adopted Budget</b>	<b>2011-2012 Requested Proposed Budget</b>	<b>2011-2012 Recommended Proposed Budget</b>
Taxes	\$0	\$0	\$0	\$0
Licenses, Permits, Franchises	\$0	\$0	\$0	\$0
Fines, Forfeitures, Penalties	\$0	\$0	\$0	\$0
Revenue from use of Assets	\$264,860	\$189,212	\$195,525	\$195,525
Intergovernmental Revenue	\$12,750,287	\$19,491,195	\$17,526,336	\$17,526,336
Charges for Service	\$2,672,285	\$2,223,726	\$2,233,886	\$2,233,886
Miscellaneous Revenue	\$73,429	\$350,669	\$192,668	\$192,668
Other Financing Sources	\$84,228	\$0	\$0	\$0
<b>Total Revenue</b>	<b>\$15,845,089</b>	<b>\$22,254,802</b>	<b>\$20,148,415</b>	<b>\$20,148,415</b>
Salaries and Benefits	\$7,145,558	\$7,750,835	\$8,600,963	\$8,600,963
Services and Supplies	\$6,463,454	\$12,127,670	\$9,030,946	\$9,030,946
Other Charges	\$480,891	\$546,268	\$1,070,398	\$1,070,398
Fixed Assets				
Equipment	\$102,383	\$841,854	\$213,600	\$213,600
Other Financing Uses	\$195,568	\$0	\$164,000	\$164,000
Equity	\$0	\$0	\$0	\$0
Intrafund	\$1,380,354	\$1,083,256	\$1,493,590	\$1,493,590
Contingencies	\$0	\$0	\$0	\$0
<b>Gross Costs</b>	<b>\$15,768,209</b>	<b>\$22,349,883</b>	<b>\$20,573,497</b>	<b>\$20,573,497</b>
<b>Fund Balance</b>	<b>(\$76,880)</b>	<b>\$95,081</b>	<b>\$425,082</b>	<b>\$425,082</b>
<b>Net County Cost</b>	<b>\$0</b>	<b>\$0</b>	<b>\$0</b>	<b>\$0</b>

## PROGRAM DISCUSSION

At the proposed level of funding, the Department can maintain most program components at the Fiscal Year 2010-2011 service levels. The Mental Health Services Act (MHSA) is the result of the passage of Proposition 63 in the November 2004 election. MHSA funding is derived from a 1% tax on incomes over \$1 million and can only be used to provide mental health services. MHSA funding is allocated in 5 components: Community Services and Supports (CSS), Workforce Education and Training (WET), Prevention and Early Intervention (PEI), Capital Facilities and Technological Needs (CF/TN), and Innovations.

Mental Health Services Act (MHSA) guidelines allow Counties to set aside 10% of its program allocation as an Operating Reserve for unanticipated cost of living increases, unexpected operating expenses and potential audit liabilities. The Department budgets an Operating Reserve for the CSS and PEI components. Unspent operating reserves from previous years have been budgeted for use in Budget Year 2011-2012 to avoid service reductions.

For Budget Year 2011-2012, the State plans to redirect \$861 million from Mental Health Services Act funds to cover the State General Fund costs of the Mental Health Managed Care program, Early Periodic Screening Diagnosis and Treatment, and the Mental Health Services for Special Education Pupils, commonly known as AB 3632. Mental Health programs will continue to receive funding in Budget Year 2011-2012 through the MHSA redirection. In addition, Counties were notified that Fiscal Year 2009-2010 estimates and subsequent disbursements to Counties were overstated by \$64.5

million. The State plans to recoup the \$64.5 from Budget Year 2011-2012 appropriations, thus compounding the shortfall created by the MHSA Redirection.

As part of the American Recovery and Reinvestment Act (ARRA) of 2009, Congress provided States with an enhancement to their Federal Medical Assistance Percentage (FMAP) through December 31, 2010. In January 2011, Congress extended the FMAP increase through June 30, 2011 at successively decreasing amounts. On July 1, 2011 the Federal sharing amount will return to 50%. This decrease represents an impact of approximately \$240,320 to this budget.

Although these reductions impact the entire MHSA allocation, the CSS component is impacted the most. The Stanislaus County allocation for these services is estimated to be \$1,000,000 lower than originally expected. Anticipating potential shortfalls, the Department, in collaboration with the MHSA Representative Stakeholder Steering Committee, developed a Sustainability Plan to maintain operations during lean years. Based on advice from the California Mental Health Directors Association, the Department determined that the Fiscal Year 2008-2009 planning estimate was representative of a sustainable allocation. The Department and Stakeholders then worked to develop a strategy of setting funds aside annually in an Operating Reserve to fund subsequent years without service level decreases. The Budget Year 2011-2012 Proposed Budget for Community Services and Supports includes the use of \$1,518,853 in Operating Reserves. Additionally, Department leadership made the following adjustments to consolidate programs and reduce expenditures without impacting services to consumers:

- ◆ Consolidated two programs serving similar populations, the Health/Mental Health Team and the Senior Access and Resource Team into one program now known as the High Risk Health and Senior Access Program. The new co-located program provides various levels of service intensity, enabling the team to increase the level of services available.
- ◆ Moved two Outreach and Engagement contracts to the Prevention and Early Intervention component to better align the nature of the services provided with the appropriate funding component.

The Prevention and Early Intervention component is implementing services based on a Fiscal Year 2009-2010 Request for Proposal process that will strengthen the community's capacity to provide services and support to ensure emotional well being. The Budget Year 2011-2012 Proposed Budget for this component reflects the maximum State funding available to avoid the three year funding reversion process as legislated by the Act.

The Workforce Employment and Training (WET) component is in the sixth year of a 10-year spending authority. At the proposed level of funding, the Department is projecting to fully expend the WET component by mid-year in Budget Year 2013-2014, consistent with the Department's initial WET State Plan. The Department is currently evaluating the best use of the remaining WET funding and considering funding options.

During Fiscal Year 2010-2011, the Department began the process of implementing a new Electronic Health Record and Billing System. It is anticipated that the system will be ready to "Go Live" during January 2012. The Budget Year 2011-2012 Proposed Budget for technological needs includes the balance of funding available for the first three years of the implementation and training phase. The Budget Year 2011-2012 Annual Plan includes a request for funding for Years 4 and 5. This request will enable the Department to fund on-going system maintenance and will secure the funds at the local level to help reduce the risk of the State redirecting them in the future to fill other budget gaps.

The Department anticipates implementing the last MHSA component, Innovations, during Budget Year 2011-2012. The Budget Year 2011-2012 Proposed Budget includes \$276,406 for continuation of a project already started. The Department is also in the process of completing a Request for Proposal process to solicit projects from the community that are "novel, creative and/or ingenious mental health practices/approaches that are expected to contribute to learning, which are developed within communities through a process that is inclusive and representative, especially of unserved and underserved individuals and which are aligned with the General Standards identified in the MHSA and set forth in Title 9 of the California Code of Regulations, Section 3320. Proposals have been submitted.



Once a final recommendation is made, the Department will submit a plan for funding to the California Department of Mental Health. Funding for these projects will be considered when that plan is approved.

Mental Health Services Act funding is based upon the development, submission and acceptance of an annual plan update. To help ensure future approval by the State of the annual plans, the Department has developed a Results-Based Accountability implementation and oversight process. This process will enable the Department to develop and operate an evaluation system that compares program outcomes with planned or expected outcomes as expressed in contracts, grants, funding requirements and the Department's Strategic Plan. To lead these activities, the Department has requested to restore a vacant unfunded Mental Health Clinician III position and reclassify to a Manager II. This position will direct and oversee the Department's transformative Results-Based Accountability efforts.

### **STAFFING IMPACTS**

The Department has requested to restore one unfunded Mental Health Clinician III position and reclassify upward to a Manager II.

Total current authorized positions—83

It is recommended to restore one unfunded Mental Health Clinician III position and reclassify downward to a Staff Services Coordinator. A study of the position's duties will be completed and any changes to the classification will be recommended in Final Budget.

Total recommended authorized positions— 84

### **RECOMMENDED PROPOSED BUDGET**

It is recommended that a budget of \$20,573,497 be approved for the Behavioral Health and Recovery Services – Mental Health Services Act budget. This budget is funded from \$20,148,415 in estimated department revenue and \$425,082 of departmental restricted fund balance.

**STANISLAUS COUNTY, CALIFORNIA**

**Budget Year 2011-2012**

**HUMAN SERVICES**

**Other Protection**



**BEHAVIORAL HEALTH AND RECOVERY SERVICES—PUBLIC GUARDIAN**

Budget Unit 1503 6030000

Special Revenue Fund

**SERVICES PROVIDED**

As the court appointed substitute decision-maker, the Public Guardian provides assistance to individuals who are gravely disabled as a result of mental disorder and are unable to properly provide for themselves or individuals who are substantially unable to manage their own financial resources. Other services provided include:

1. Conservatorship investigation for individuals who are believed to be unable to provide for their own food, clothing and shelter;
2. Case management for individuals placed on conservatorship by the courts;
3. Management of conservatees assets; and
4. Coordination of investigation and casework services with elder and dependent adult protection agencies.

**CASH BALANCE**

As of July 1, 2011, this fund is projected to have a negative cash balance of \$835,000, compared to the July 1, 2010 negative balance of \$687,913. The difference is attributed to a significant reduction in estate fees collected in comparison to the previous year. Sufficient cash balance is available in the primary Behavioral Health and Recovery Services budget to cover the negative projection and is consistent with the strategy used in prior years.

<b>BHRS - Public Guardian</b>				
<b>Classification</b>	<b>2009-2010 Actual</b>	<b>2010-2011 Adopted Budget</b>	<b>2011-2012 Requested Proposed Budget</b>	<b>2011-2012 Recommended Proposed Budget</b>
Taxes	\$0	\$0	\$0	\$0
Licenses, Permits, Franchises	\$0	\$0	\$0	\$0
Fines, Forfeitures, Penalties	\$0	\$0	\$0	\$0
Revenue from use of Assets	\$8,442	\$8,000	\$800	\$800
Intergovernmental Revenue	\$0	\$0	\$0	\$0
Charges for Service	\$377,926	\$301,986	\$205,022	\$205,022
Miscellaneous Revenue	\$0	\$0	\$0	\$0
Other Financing Sources	\$0	\$0	\$0	\$0
<b>Total Revenue</b>	<b>\$386,368</b>	<b>\$309,986</b>	<b>\$205,822</b>	<b>\$205,822</b>
Salaries and Benefits	\$644,495	\$679,864	\$684,100	\$684,100
Services and Supplies	\$55,719	\$83,393	\$47,947	\$47,947
Other Charges	\$174,679	\$163,242	\$161,220	\$161,220
Fixed Assets	\$0	\$0	\$0	\$0
Other Financing Uses	\$18,106	\$0	\$0	\$0
Equity	\$0	\$0	\$0	\$0
Intrafund	\$107,568	\$164,640	\$120,488	\$120,488
Contingencies	\$0	\$0	\$0	\$0
<b>Gross Costs</b>	<b>\$1,000,567</b>	<b>\$1,091,139</b>	<b>\$1,013,755</b>	<b>\$1,013,755</b>
<b>Fund Balance</b>	<b>(\$19,402)</b>	<b>\$204,576</b>	<b>\$231,356</b>	<b>\$231,356</b>
<b>Net County Cost</b>	<b>\$633,601</b>	<b>\$576,577</b>	<b>\$576,577</b>	<b>\$576,577</b>

## PROGRAM DISCUSSION

At the proposed level of funding, the Department can maintain services at Fiscal Year 2010-2011 levels. The Office of Public Guardian is a mandated County function that receives no direct funding other than from the County General Fund and a small amount of fee revenue earned from court accountings.

The Office of Public Guardian provides services to individuals under both Probate Conservatorship and Lanterman Petris Short (LPS) Conservatorship. LPS conservatees are by definition unable to consent voluntarily to needed mental health treatment services and often live in a custodial setting such as a State Hospital or other locked psychiatric treatment facilities. BHRS works in a highly collaborative way with the Office of Public Guardian to ensure that LPS conservatees are placed in the least restrictive setting for as short a time as possible, in order to term conservatorships when the individual no longer meets legal criteria for this highly restrictive legal status. This results not only in the individual being able to return to community-based living situations and resume voluntary mental health services, but also often results in significant BHRS cost savings, since all LPS locked placement costs are borne by the Department and are not reimbursable by Medi-Cal.

In Fiscal Year 2009-2010, BHRS began setting aside contingency funding for unanticipated cost of living increases, unexpected operating expenses and potential audit liabilities. This budgeting strategy will continue into Budget Year 2011-2012, but doesn't fully fund the program. The Department has chosen to support the reductions in Public Guardian funding through departmental fund balance reserves, knowing it is not a sustainable funding source. Once the State has passed a budget for Budget Year 2011-2012, the Department will further review its Fund Balance contribution to the Public Guardian and recommend any necessary adjustments in the Budget Year 2011-2012 Final Budget.

## STAFFING IMPACTS

Total current authorized positions— 9

There are no recommended changes to the current level of staffing.

Total recommended authorized positions— 9

## **RECOMMENDED PROPOSED BUDGET**

It is recommended that a budget of \$1,013,755 be approved for the Behavioral Health and Recovery Services – Public Guardian budget. This budget is funded from \$205,822 in estimated department revenue, a \$576,577 mandated County match contribution from the General Fund, and \$231,356 of departmental restricted and assigned fund balance.

**STANISLAUS COUNTY, CALIFORNIA**  
**Budget Year 2011-2012**



**HUMAN SERVICES**  
**Health**

**BEHAVIORAL HEALTH AND RECOVERY SERVICES—**  
**STANISLAUS RECOVERY CENTER**

Budget Unit 1505 6700001  
 Special Revenue Fund

**SERVICES PROVIDED**

The Stanislaus Recovery Center (SRC) provides residential, outpatient and day alcohol and drug treatment. SRC also provides residential and day treatment Co-Occurring Treatment services for individuals with dual substance use disorders and mental health issues.

**CASH BALANCE**

As of July 1, 2011, this fund is projected to have a positive cash balance of \$395,000, compared to the July 1 2010 positive balance of \$728,113. The difference is attributed to the use of one-time fund balance and less Medi-Cal revenue than anticipated.

<b>BHRS - Stanislaus Recovery Center</b>				
<b>Classification</b>	<b>2009-2010 Actual</b>	<b>2010-2011 Adopted Budget</b>	<b>2011-2012 Requested Proposed Budget</b>	<b>2011-2012 Recommended Proposed Budget</b>
Taxes	\$0	\$0	\$0	\$0
Licenses, Permits, Franchises	\$0	\$0	\$0	\$0
Fines, Forfeitures, Penalties	\$72,873	\$81,365	\$81,365	\$81,365
Revenue from use of Assets	\$34,230	\$41,452	\$41,742	\$41,742
Intergovernmental Revenue	\$1,572,278	\$1,512,668	\$955,024	\$955,024
Charges for Service	\$661,201	\$690,045	\$479,021	\$479,021
Miscellaneous Revenue	\$563	\$108	\$176,765	\$176,765
Other Financing Sources	\$24,367	\$0	\$0	\$0
<b>Total Revenue</b>	<b>\$2,365,512</b>	<b>\$2,325,638</b>	<b>\$1,733,917</b>	<b>\$1,733,917</b>
Salaries and Benefits	\$2,315,067	\$2,447,108	\$490,669	\$490,669
Services and Supplies	\$634,282	\$518,227	\$1,054,730	\$1,054,730
Other Charges	\$253,948	\$183,082	\$233,280	\$233,280
Fixed Assets	\$0	\$0	\$0	\$0
Other Financing Uses	\$55,892	\$0	\$0	\$0
Equity	\$0	\$0	\$0	\$0
Intrafund	(\$179,575)	(\$177,160)	(\$44,762)	(\$44,762)
Contingencies	\$0	\$0	\$0	\$0
<b>Gross Costs</b>	<b>\$3,079,614</b>	<b>\$2,971,257</b>	<b>\$1,733,917</b>	<b>\$1,733,917</b>
<b>Fund Balance</b>	<b>\$280,472</b>	<b>\$251,016</b>	<b>\$0</b>	<b>\$0</b>
<b>Net County Cost</b>	<b>\$433,630</b>	<b>\$394,603</b>	<b>\$0</b>	<b>\$0</b>

**PROGRAM DISCUSSION**

At the proposed level of funding, the Department can only maintain minimal alcohol and drug programs at significantly reduced levels, and the Co-Occurring Treatment Program at current levels.

During the Fall 2010, BHRS identified a number of funding issues that would have a significant impact on Budget Year 2011-2012 alcohol and drug program services, most notably a reduction of \$885,471 in

discretionary funding at Stanislaus Recovery Center. This amount represented one-third of the Department's total discretionary funding for Substance Use Disorder treatment. Funding no longer available includes:

- ◆ A County General Fund contribution to Stanislaus Recovery Center \$394,603
- ◆ The end of the California Emergency Management Justice Assistance Grant 200,790
- ◆ A one-time fund balance contribution 251,015
- ◆ Redirection of StanWORKs funding used for residential services 39,063

Realizing that this impact would have community-wide consequences, the Department initiated a Community Stakeholder Process to solicit input regarding how alcohol and other drug services should look in Stanislaus County. The group consisted of representatives of the recovery community, family members, community and faith-based organizations, non-profit and private sector providers, other County partners, union members, members of the Department's Advisory Board on Substance Abuse Programs (ABSAP) and the Mental Health Board, as well as BHRS staff. Their goal was not to determine how to cut \$885,471, but rather to build programming in the remaining amount of \$1,621,379.

After eight meetings concluding on March 2, 2011, the Stakeholder Group presented BHRS with a proposal for allocating funds in Budget Year 2011-2012. The proposal represents some major shifts in service delivery, most notably from the Stanislaus Recovery Center campus to community-based locations. As such, a team has been assembled to develop an implementation plan for moving forward. This budget represents the proposed allocations in total by fund as suggested by the Stakeholder Group. A further delineation of funding and staffing needs will be presented during the Budget Year 2011-2012 Final Budget process when a plan has been completed. The recommendations of the Stakeholder Group are:

<b>PROGRAM/SERVICE</b>	<b>Alcohol &amp; Drug Services (fund 1502)</b>	<b>Stanislaus Recovery Services (fund 1505)</b>
Hire a Community Liaison to improve integration and coordination across the entire system of care, including BHRS-funded services, non-profit and private sector services, community-based supports, faith-based supports, and other dimensions of the system of care.	\$120,000	
Increase support of Sober Living homes to assist those in recovery to maintain sobriety in a safe and secure environment.	\$119,621	
Shift substance use disorder residential services from Stanislaus Recovery Center to a community-based setting.	\$140,000	
Provide outpatient and intensive outpatient services in community-based settings	\$344,617	
Post-Detention Services	\$209,000	
Develop a non-medical Detoxification program at Stanislaus Recovery Center		\$433,231
Day Treatment Services		\$254,910
<b>Total Allocation</b>	<b>\$933,238</b>	<b>\$688,141</b>

The remaining budget of \$1,045,776 will support the Co-Occurring Treatment Program, Site Administration and contract monitoring at current levels.

**STAFFING IMPACTS**

Total current authorized positions— 23

There are no recommended changes to the current level of staffing at this time.

Total recommended authorized positions— 23

**RECOMMENDED PROPOSED BUDGET**

It is recommended that a budget of \$1,733,917 be approved for the Behavioral Health and Recovery Services – Stanislaus Recovery Center budget. The net county cost contribution for this budget was eliminated in Budget Year 2011-2012. This budget is funded from \$1,733,917 in estimated department revenue.

**STANISLAUS COUNTY, CALIFORNIA**  
**Budget Year 2011-2012**



**HUMAN SERVICES**  
**Health**

**BEHAVIORAL HEALTH AND RECOVERY SERVICES—**  
**SUBSTANCE ABUSE AND CRIME PREVENTION ACT**

Budget Unit 1506 6550110  
 Special Revenue Fund

**SERVICES PROVIDED**

Through June 30, 2009, this fund supported all treatment services provided for persons referred by the Courts or State parole who were eligible under the Substance Abuse and Crime Prevention Act of 2000 (SACPA), more commonly known as Proposition 36. The SACPA program was eliminated in the Governor's Final Budget effective June 30, 2009. The Board of Supervisors approved closure of the County's SACPA program on August 4, 2009. This fund is now closed.

<b>BHRS - Substance Abuse &amp; Crime Prevention Act</b>				
<b>Classification</b>	<b>2009-2010 Actual</b>	<b>2010-2011 Adopted Budget</b>	<b>2011-2012 Requested Proposed Budget</b>	<b>2011-2012 Recommended Proposed Budget</b>
Taxes	\$0	\$0	\$0	\$0
Licenses, Permits, Franchises	\$0	\$0	\$0	\$0
Fines, Forfeitures, Penalties	\$0	\$0	\$0	\$0
Revenue from use of Assets	(\$213)	\$0	\$0	\$0
Intergovernmental Revenue	\$0	\$0	\$0	\$0
Charges for Service	\$0	\$0	\$0	\$0
Miscellaneous Revenue	\$0	\$0	\$0	\$0
Other Financing Sources	\$0	\$0	\$0	\$0
<b>Total Revenue</b>	<b>(\$213)</b>	<b>\$0</b>	<b>\$0</b>	<b>\$0</b>
Salaries and Benefits	\$0	\$0	\$0	\$0
Services and Supplies	\$0	\$0	\$0	\$0
Other Charges	\$0	\$0	\$0	\$0
Fixed Assets	\$0	\$0	\$0	\$0
Other Financing Uses	\$0	\$0	\$0	\$0
Equity	\$0	\$0	\$0	\$0
Intrafund	\$0	\$0	\$0	\$0
Contingencies	\$0	\$0	\$0	\$0
<b>Gross Costs</b>	<b>\$0</b>	<b>\$0</b>	<b>\$0</b>	<b>\$0</b>
Fund Balance	\$213	\$0	\$0	\$0
<b>Net County Cost</b>	<b>\$0</b>	<b>\$0</b>	<b>\$0</b>	<b>\$0</b>

**PROGRAM DISCUSSION**

This is an unused budget and no appropriations are recommended in Budget Year 2011-2012.

**STAFFING IMPACTS**

Total current authorized positions— 0



## **RECOMMENDED PROPOSED BUDGET**

There are no appropriations recommended for the Behavioral Health and Recovery Services – Substance Abuse and Crime Prevention Act budget. This budget is being included as part of the Recommended Proposed budget due to budget requirements imposed by the State Controller.



---

**CRIMINAL JUSTICE/PUBLIC PROTECTION**  
**Judicial**

**CHILD SUPPORT SERVICES**

Budget Unit 1071 0240000  
Special Revenue Fund

**MISSION STATEMENT**

To establish and enforce paternity and support orders, in compliance with Federal and State law, while providing the excellent level of service our customers expect and require.

**OPERATIONAL PRIORITIES**

Each parent has an obligation to provide financial support for their children. To this end, the Department of Child Support Services continues to focus the operational priorities on core services to ensure such support is obtained. By providing these services, the department is able to assist families as they move toward or continue to maintain self-sufficiency, thereby reducing the number of families relying upon other county public assistance programs or similar services.

The Operational priorities for the Department of Child Support Services for the 2011-2012 Budget Year include:

- ◆ Maintain collection and distribution of \$47,500,000 of child support to approximately 34,000 families;
- ◆ Collect 58% of the current court-ordered child support;
- ◆ Receive collections on 61.7% of cases with an arrearage;
- ◆ Obtain a child support order on 92.8% of the cases and exceed prior year's paternity establishment measures on cases with children needing paternity established; and
- ◆ Increase public awareness of free services available to the community through outreach activities and by partnering with other county agencies whose services are provided to similar participants. Such activities will benefit the residents of Stanislaus County with their child support related concerns.

**SERVICES PROVIDED**

The major services provided by the Department of Child Support Services (DCSS) are the collection and distribution of child support, location of non-custodial parents and employers, establishment of paternity and child support orders, enforcement of child support orders; legal representation of the County in child support matters, establishment and enforcement of medical support; and child support services for cases when a parent resides out of State.

**CASH BALANCE**

As of July 1, 2011, the cash balance is expected to be \$2,117,595, compared to a cash balance of \$1,655,076 as of July 1, 2010. It is anticipated that, in the absence of changes in State payment schedules, sufficient reimbursement will be received and revenue will be claimed to offset expenditures. Sufficient fund balance will also be available in Budget Year 2011-2012 if needed.

<b>Child Support Services</b>				
<b>Classification</b>	<b>2009-2010 Actual</b>	<b>2010-2011 Adopted Budget</b>	<b>2011-2012 Requested Proposed Budget</b>	<b>2011-2012 Recommended Proposed Budget</b>
Taxes	\$0	\$0	\$0	\$0
Licenses, Permits, Franchises	\$0	\$0	\$0	\$0
Fines, Forfeitures, Penalties	\$0	\$0	\$0	\$0
Revenue from use of Assets	\$26,229	\$50,000	\$30,000	\$30,000
Intergovernmental Revenue	\$15,570,068	\$15,649,000	\$15,649,000	\$15,649,000
Charges for Service	\$0	\$0	\$0	\$0
Miscellaneous Revenue	\$0	\$0	\$0	\$0
Other Financing Sources	\$392	\$0	\$0	\$0
<b>Total Revenue</b>	<b>\$15,596,689</b>	<b>\$15,699,000</b>	<b>\$15,679,000</b>	<b>\$15,679,000</b>
Salaries and Benefits	\$13,128,682	\$13,450,179	\$12,968,150	\$12,968,150
Services and Supplies	\$764,072	\$753,752	\$737,350	\$737,350
Other Charges	\$1,199,052	\$1,129,250	\$1,073,500	\$1,073,500
Fixed Assets				
Equipment	\$49,771	\$0	\$0	\$0
Other Financing Uses	\$376,368	\$0	\$0	\$0
Equity	\$0	\$0	\$0	\$0
Intrafund	\$0	\$0	\$0	\$0
Contingencies	\$0	\$400,000	\$900,000	\$900,000
<b>Gross Costs</b>	<b>\$15,517,945</b>	<b>\$15,733,181</b>	<b>\$15,679,000</b>	<b>\$15,679,000</b>
Fund Balance	(\$78,744)	\$34,181	\$0	\$0
<b>Net County Cost</b>	<b>\$0</b>	<b>\$0</b>	<b>\$0</b>	<b>\$0</b>

## PROGRAM DISCUSSION

At the proposed level of funding, the Department can maintain its current levels of mandated services. The Department of Child Support Services is expected to receive a level of funding similar to last year through State and Federal sources for Budget Year 2011-2012.

The Department still is facing increasing business costs in light of flat revenue sources and continues to use cost-saving techniques such as employee attrition, enforcing the hiring freeze and deleting vacant positions. The Department has downsized staff 34% from 250 employee positions in Fiscal Year 2006-2007, down to an allocation request of 165 employee positions for Budget Year 2011-2012.

The Governor's Proposed Budget for 2011-2012 calls for a vast realignment of government services in California, with an emphasis on reverting programmatic and fiscal responsibility to the local levels of government. The Child Support Program is currently slated for realignment during Phase Two of the Governor's plan.

The Governor's Budget also proposes to suspend the county share of child support collections in Budget Year 2011-2012. While this does not directly financially impact the department, it would impact the Community Services Agency (CSA). Historically, the CSA has received the county share of recoupment collections. CSA received approximately \$481,000 in recoupment in Fiscal Year 2009-2010.

In February 2011, the State DCSS entered into a contract for consulting services with MGT of America to analyze local child support agency staffing levels for the purpose of establishing caseload to staff ratios. The study would allow the State Director to make recommendations for the appropriate placement of child support work functions, and subsequently identify best practices in California to lower costs and improve performance. The final report is expected to be released in July 2011. The results of this survey may impact local practices and allocations for future staffing requirements. The Department will address at midyear any mitigation that may be needed as an outcome of compliance with the statute.

The Department continues to evaluate and allocate resources to maintain minimal levels of mandated services, with its primary focus being on the collection and distribution of child support. Units within the Department have implemented projects to increase collections and the efforts have resulted in many success stories. Over the counter payments have increased by \$1.1 million in Fiscal Year 2010-2011, a 21.5% improvement in comparison to the same period in the previous year. The responsibility for collecting levy payments was transferred from the State back to the local agencies. Since the transfer, levy payments have increased by 138%. Payments collected by attorneys in court have also seen a 55% increase during the current fiscal year.

The Department has also focused on improving collections through a 500 case, internally operated Early Intervention Program (EIP) pilot program. During the 4<sup>th</sup> Quarter of Fiscal Year 2009-2010, the EIP caseload received \$106,000 of the \$240,000 owed, in comparison to the parallel control caseload which received \$25,500 of the \$104,000 owed, reflecting a 17 percent difference between the two caseloads. Further, in March 2010, the EIP caseload had more than seven times the amount of cases paying on arrears compared to the control caseload, indicating the augmented interaction with non custodial parents results in a higher number of paying cases. The internal pilot project is now closed to new cases; however, the cases will continue to be managed and tracked for performance.

The Department has expanded its partnerships with County agencies and other counties. Early Intervention services are now being provided on all brand new cases through an agreement with Contra Costa County. Cases new to the child support system are referred for close monitoring, and these new non custodial parents receive interaction and communication on a regular basis until payment is received.

The Department has recently partnered with the Stanislaus County Probation Department to jointly work on 1200 shared participant cases. This partnership provides an opportunity to obtain locate information and collect child support from individuals who are also under the jurisdiction of Probation.

DCSS will continue to partner with the District Attorney's Office to fund a Plan of Cooperation for one Criminal Investigator. As in past years, the position is used to primarily serve warrants and support the department in holding non custodial parents accountable for failing to pay support. The cost of this plan of cooperation includes costs for one investigator and a percentage of supervision costs. The District Attorney's office will fund one-third of the total cost, with DCSS obtaining Federal Financial Participation for the remaining two-thirds.

The Department is also exploring methods of automating the process of obtaining health insurance coverage from non custodial parents for children as ordered by court. It is possible that the Department may partner with an agency to augment the provision of this service.

The Department continues to have a critical need related to the Heating, Ventilation and Air Conditioning (HVAC) system within the Community Services facility shared with Community Services Agency, Alliance, and the WIC Program. The HVAC system at the Community Services Facility (CSF) is reaching the end of its life expectancy and will need replacement. Based on a study of the system, repair of the system is not considered to be a cost effective option. Staff from the Chief Executive Office, Capital Projects, and tenants of the facility are analyzing replacement options given available funding and the ability for all tenants of the CSF to service the debt through the life of the borrowing. It is anticipated that separate recommendations will be presented to the Board of Supervisors for consideration in the coming month. The Department's budget request for Budget Year 2011-2012 includes setting aside appropriations in the amount of \$900,000 in a departmental contingency account for HVAC purposes, with a complete funding strategy to be finalized and adopted during the upcoming Budget Year.

**STAFFING IMPACTS**

Total current authorized positions— 165

There are no recommended changes to the current level of staffing.

Total recommended authorized positions— 165

**SUMMARY OF THE RECOMMENDED BUDGET**

It is recommended that a budget of \$15,679,000 be approved for the Department of Child Support Services. This budget is funded from a \$15,679,000 in estimated department revenue.

**STANISLAUS COUNTY, CALIFORNIA**  
**Budget Year 2011-2012**  

---

**FISCAL GENERAL SERVICES**  
**Other General**



**CHILDREN AND FAMILIES COMMISSION—PROPOSITION 10**

Budget Unit 1755 0016141  
Special Revenue Fund

**NOTE**

This budget is included in the proposed budget for information purposes as well as to meet the Governmental Accounting Standard Board requirements. The Stanislaus County Children and Families Commission has independent jurisdiction over planning and funding decisions separate from the Stanislaus County Board of Supervisors.

**SERVICES PROVIDED**

The Stanislaus County Children and Families Commission promotes the development of countywide integrated and comprehensive services that enhance the intellectual, social, emotional, and physical development of children 0 through age 5. Integrated services include health care, quality childcare, parental education and effective prevention services. Services are provided on a community-by-community basis and directed to families and their children (prenatal through five years of age). The Commission ensures that services are organized to maximize the community's resources and are designed to produce measurable results.

**CASH BALANCE**

As of July 1, 2011, this fund is projected to have a positive cash balance of \$14,167,370 compared to the July 1, 2010 positive balance of \$16,617,987. The decrease of \$2.3 million is consistent with the Commission's plan to spend down its fund balance reserves until one year's worth of operating expenses remain. The vast majority of Commission revenues are generated from a \$.50 per pack tax on tobacco products that are collected by the State of California and distributed to California's 58 counties based on live births in each county. In the future, it is expected that revenue will further decline due to an increase of federal taxes on tobacco products.

<b>Children and Families First Commission</b>				
<b>Classification</b>	<b>2009-2010 Actual</b>	<b>2010-2011 Adopted Budget</b>	<b>2011-2012 Requested Proposed Budget</b>	<b>2011-2012 Recommended Proposed Budget</b>
Taxes	\$0	\$0	\$0	\$0
Licenses, Permits, Franchises	\$0	\$0	\$0	\$0
Fines, Forfeitures, Penalties	\$0	\$0	\$0	\$0
Revenue from use of Assets	\$190,727	\$249,178	\$142,711	\$142,711
Intergovernmental Revenue	\$6,826,294	\$6,056,580	\$5,844,441	\$5,844,441
Charges for Service	\$0	\$0	\$0	\$0
Miscellaneous Revenue	\$1,149	\$0	(\$8,500,000)	(\$8,500,000)
Other Financing Sources	\$0	\$0	\$0	\$0
<b>Total Revenue</b>	<b>\$7,018,170</b>	<b>\$6,305,758</b>	<b>(\$2,512,848)</b>	<b>(\$2,512,848)</b>
Salaries and Benefits	\$650,090	\$727,139	\$722,131	\$722,131
Services and Supplies	\$5,665,475	\$5,204,812	\$5,137,405	\$5,137,405
Other Charges	\$3,339,748	\$3,631,789	\$3,493,215	\$3,493,215
Fixed Assets	\$0	\$0	\$0	\$0
Other Financing Uses	\$19,376	\$0	\$0	\$0
Equity	\$0	\$0	\$0	\$0
Intrafund	\$0	\$0	\$0	\$0
Contingencies	\$0	\$0	\$0	\$0
<b>Gross Costs</b>	<b>\$9,674,689</b>	<b>\$9,563,740</b>	<b>\$9,352,751</b>	<b>\$9,352,751</b>
<b>Fund Balance</b>	<b>\$2,656,519</b>	<b>\$3,257,982</b>	<b>\$11,865,599</b>	<b>\$11,865,599</b>
<b>Net County Cost</b>	<b>\$0</b>	<b>\$0</b>	<b>\$0</b>	<b>\$0</b>

## PROGRAM DISCUSSION

At the proposed level of funding, the Department can maintain its current services for Budget Year 2011-2012. The Commission will reduce funded programs beginning July 1, 2012. As anticipated, Proposition 10's revenue source, tobacco taxes, continues to decrease each year by an average of 4%. However, in Fiscal Year 2009-2010, revenues declined by 10% due to the economy's decline, reduced tobacco sales, and the impacts of the Federal Children's Health Insurance Program tobacco tax. The Governor has signed Assembly Bill AB 99 as part of the Budget Year 2011-2012 State Budget authorizing the diversion of \$1 billion of Proposition 10 tobacco tax funds (\$950 million local funds and \$50 million of State commission funds) to the State General Fund. The redirected funds will be used to support Medi-Cal services for children under the age of 5. Approximately \$8.5 million of Stanislaus County Children and Families Commission reserves will be payable to the State by June 30, 2012.

## STAFFING IMPACTS

Total current authorized positions— 7

There are no recommended changes to the current level of staffing.

Total recommended authorized positions— 7

## RECOMMENDED PROPOSED BUDGET

It is recommended that a budget of \$9,352,751 be approved for the Children and Families Commission. This budget is funded from \$11,865,599 in departmental fund balance. This offsets the total estimated revenue deficit of \$2,512,848 which is the result of the \$8.5 million diversion of Stanislaus County Children and Families Commission reserves to the State General Fund.

## STANISLAUS COUNTY, CALIFORNIA

Budget Year 2011-2012

### HUMAN SERVICES

#### Administration



## COMMUNITY SERVICES AGENCY

### MISSION STATEMENT

To build a stronger community, CSA works with the people of Stanislaus County to help with a safe place to live, access to food, health care, and opportunities to work.

### OPERATIONAL PRIORITIES

This budget year, CSA will continue to focus on protecting at-risk populations, providing access for basic needs, promoting personal responsibility and self-sufficiency and providing excellent customer service. Our focus in service delivery will be on the key themes of People - Community - Practice as identified in the following Operational Priorities and goals for Budget Year 2011-2012:

- ◆ Respond to abuse and neglect referrals by assessing safety and risk, providing intervention, case management and connecting to community resources to keep at-risk children and adults safe;
- ◆ Sustain timely issuance of services and benefits as well as increase points of access within the community through partnerships, location, and technology;
- ◆ Increase the number of customers participating in work related activities that improve employability skills such as subsidized employment leading to the desired outcomes of self-reliance and self-sufficiency;
- ◆ Conduct and respond to internal and external review processes, including fraud investigations, quality assurance reviews and audit results, to monitor and continuously improve upon efficiency and accountability in all programs; and
- ◆ Sustain good accounting practices and develop innovative fiscal strategies and leveraging models to maximize services by engaging in developing new ways of collaboration and communicating with internal and external partners.



**STANISLAUS COUNTY, CALIFORNIA**  
**Budget Year 2011-2012**

**HUMAN SERVICES**  
**Administration**



**COMMUNITY SERVICES AGENCY—SERVICES AND SUPPORT**

Budget Unit 1631 0045050  
Special Revenue Fund

**SERVICES PROVIDED**

The Community Services Agency (CSA) operates approximately 66 social welfare programs providing assistance, direct client services and support for the benefit of the community:

1. Social Services (Child Welfare/Child Protective Services, Adult Protective Services/In-Home Supportive Services);
2. CalWORKs (Temporary Assistance to Needy Families, Employment Services, Welfare Fraud Prevention and Investigation);
3. Other Public Welfare Assistance (Food Stamps, Medi-Cal, Foster Care, Adoptions and General Assistance);
4. Child Care (Subsidized Child Care Stages 1,2,3).

**CASH BALANCE**

A positive cash balance of \$7,158,568 is projected for this fund as of July 1, 2011 compared to \$6,568,732 on July 1, 2010. Fund operations consist of the administration of Federal and State mandated social welfare programs expected to total over \$110 million during Fiscal Year 2010-2011. Scheduled cash advances, and cash reimbursements based on invoiced costs, are received from the State for operating costs. Timing differences among adjusted cash advances, cash reimbursements, and actual incurred costs create either a positive or negative cash position depending on the net cash effect of deferred revenue, accounts receivable, and accounts payable at fiscal year-end.

<b>CSA - Services and Support</b>				
<b>Classification</b>	<b>2009-2010 Actual</b>	<b>2010-2011 Adopted Budget</b>	<b>2011-2012 Requested Proposed Budget</b>	<b>2011-2012 Recommended Proposed Budget</b>
Taxes	\$0	\$0	\$0	\$0
Licenses, Permits, Franchises	\$73,571	\$78,653	\$78,653	\$78,653
Fines, Forfeitures, Penalties	\$0	\$0	\$0	\$0
Revenue from use of Assets	\$901	\$0	\$0	\$0
Intergovernmental Revenue	\$99,377,839	\$108,690,544	\$106,243,664	\$106,243,664
Charges for Service	\$584,492	\$478,387	\$552,223	\$552,223
Miscellaneous Revenue	\$60,306	\$396,863	\$459,075	\$459,075
Other Financing Sources	\$426,401	\$255,413	\$582,350	\$582,350
<b>Total Revenue</b>	<b>\$100,523,510</b>	<b>\$109,899,860</b>	<b>\$107,915,965</b>	<b>\$107,915,965</b>
Salaries and Benefits	\$60,861,090	\$68,403,057	\$69,873,092	\$69,873,092
Services and Supplies	\$15,537,576	\$16,236,561	\$19,992,910	\$19,992,910
Other Charges	\$25,018,076	\$28,594,494	\$21,369,064	\$21,369,064
Fixed Assets				
Equipment	\$144,905	\$0	\$0	\$0
Other Financing Uses	\$2,748,863	\$85,650	\$85,188	\$85,188
Equity	\$0	\$0	\$0	\$0
Intrafund	\$0	\$0	\$0	\$0
Contingencies	\$0	\$0	\$0	\$0
<b>Gross Costs</b>	<b>\$104,310,510</b>	<b>\$113,319,762</b>	<b>\$111,320,254</b>	<b>\$111,320,254</b>
<b>Fund Balance</b>	<b>\$365,145</b>	<b>\$15,613</b>	<b>\$0</b>	<b>\$0</b>
<b>Net County Cost</b>	<b>\$3,421,855</b>	<b>\$3,404,289</b>	<b>\$3,404,289</b>	<b>\$3,404,289</b>

## PROGRAM DISCUSSION

At the proposed level of funding, the Department can maintain only the minimum level of mandated social services programs for the projected number of cases and customers. Total proposed budget appropriations of \$111,320,254 are offset by estimated Federal/State revenues of \$105,625,249 and a net county cost share of \$5,695,005. Financing sources, net of General Fund County Match, total \$2,290,716 and consist of Realignment sales tax and Vehicle Licensing Fee revenue of \$1,779,130, designated program revenue and accounting adjustments of \$167,046, other financing sources of \$344,540. The resulting net General Fund minimum required match of \$3,404,289, the exact amount of the General Fund base contribution.

The programs funded in this budget are either mandated programs with legislated Federal, State and County sharing ratios, legislated Maintenance of Effort (MOE) contributions or 100% funded programs. CSA operates mandated Social Services programs and defines core services as activities in direct support of legal mandates, regulations and Board authorized commitments. Over 90% of the funding for these programs is linked to annual allocations, however, the Department has not yet received allocations for these programs, which are typically provided late in the month of August. Mandated program allocations are based on the Governor's Proposed Budget 2011-2012 released in January 2011, reflect legislative policy changes approved in the Social Services Budget Bill, Senate Bill (SB) 72, and do not recognize the total cost of service provision.

The overall County General Fund support for CSA Services and Support is approximately 3% of the total program cost. At the proposed level of funding, the Department is unable to access total Federal and State funds available in various program allocations. This amounts to \$1.5 million of lost allocations from the In-Home Supportive Services and State Family Preservation programs for Budget Year 2011-2012.

In May of 2011, the Board of Supervisors approved the acceptance of an anonymous donation and future pledges to leverage unused child welfare allocations for the remainder of Fiscal Year 2010-2011 and Fiscal Year 2011-2012 for clean and sober living programs. Also approved was a contract with a new non-profit organization, Valley Recovery Resources to continue the operation of the Redwood Center, a clean and sober living facility for over 25 parents and their children in recovery. Funds for this donation and contract are included in the Recommended Proposed Budget. This Sober Living

Partnership Project, estimated at approximately \$803,000 with a \$144,540 local match, if fully implemented by July 1, 2011, will allow CSA to meet the Child Welfare Services (CWS) Basic allocation. A description of this new project is detailed in the Child and Family Services Program section below. The Board of Supervisors also authorized the Chief Executive Office, Community Services Agency and Behavioral Health and Recovery Services Department to prepare a plan to restore other program services leveraging the child welfare funds now available to the County as a result of the donation and contract with Valley Recovery Resources. In the absence of this type of partnership for local match, the Community Services Agency will be unable to access \$1.9 million in State funds. If the augmentation funding is achieved and dedicated to Federally allowable CWS activities, additional leveraged funds up to 3.3 million could be accessed to support critical services for at-risk children.

As the economic recession continues to impact residents throughout the County, the Department has reduced spending and decreased staffing through internal cost cutting and within non-mandated contract services. In addition, the Department has unfunded positions as they became vacant as well as implemented a reduction in force (RIF) due to lack of local matching funds to match State and Federal allocations in Fiscal Year 2010-2011. As customer demand has doubled in three years in assistance programs, Department staffing levels have been reduced by 32, or 3.4%, since Fiscal Year 2008-2009. This reduction is in addition to the 67 positions that remain unfunded in the Recommended Proposed Budget 2011-2012. The Department has moved staff to cover needed workloads but after 3 years of not filling positions, it is difficult for the Agency to meet the new challenges of the mandated services. Therefore, the Department implemented a reorganization process in the spring of 2011 that will be ongoing over the next budget year.

In April 2011, Reorganization Phase I, the Department consolidated the social work functions for both adults and children into one division under one Assistant Director – now renamed the Adult, Child and Family Services Division (ACFSD). This brings together the Adult Protective Services Program and the In-Home Supportive Services Program with the Child Protective Services Program. Some of the other changes effective in Fiscal Year 2010-2011 were the reassignment of the 50% Disaster Coordinator functions to the Manager IV assigned to the IHSS Public Authority, the unfunding of one Manager II in the Finance and Operations Division with those duties being spread among the remaining fiscal managers, and moving the Program Integrity Section containing Fraud Investigations, Hearings and Quality Control programs to report to the Director. This continues and supports the Department's focus on direct service delivery by reducing the total number of managers in CSA while preserving direct line positions wherever possible, and highlighting program integrity throughout the department.

In Budget Year 2011-2012, the Department is requesting to reclassify a Manager II position upward to a Manager IV position in StanWORKs, in order to reorganize the largest division which supports CalWORKs Employment and Assistance, CalFresh (Food Stamps), MediCAL and General Assistance into two main sections. The StanWORKs programs have seen incredible growth with referrals and caseloads more than doubling. All the while, the Division has been shrinking in terms of staff. Providing this lead manager position will allow the StanWORKs division to support the new service delivery model of task based case management. In addition, a Benefits Contact Center approach which focuses on managing cases as a team will support staff in meeting the increased caseload demand as well as through continued service delivery in locations throughout the County. As the Department moves forward in Budget Year 2011-2012 ongoing analysis will be done for further changes needed for Reorganization Phase II. This could affect position classifications and/or departmental organization due to State program changes that might come from the current Realignment Proposal for Public Safety at the State level which would affect Child and Adult Protective Services. As County service delivery changes in the next few years, the Department is reorganizing to maximize human resources as well as collaboration with the community partners on service delivery in general. The Department remains committed to the community and best practice while the Agency evolves to meet the changing demands of program service needs.

#### **Major Programs/Level of Service Funded:**

**Adult Services Programs** – The division supports an array of programs to provide a safety net for elders in the community, including the Adult Protective Services (APS) Program and In-Home Supportive Services (IHSS) Program. Adult Services programs total approximately \$6.5 million in Budget Year 2011-2012.

The Adult Protective Services Program protects elderly and dependent adults where there are issues of physical violence, sexual abuse, financial exploitation, abandonment and neglect. At the proposed level of funding, the following program impacts are anticipated:

- ◆ Continued reductions in the provisions of timely service and the ability to meet the needs of an increasing segment of the community; and
- ◆ Limited face to face investigation of all reports of abuse and referrals to clients who have links to other service programs.

The In-Home Supportive Services Program provides services to the elderly and disabled who need assistance to remain safely in their homes. The IHSS Program provides in-home services to approximately 5,852 frail and/or elderly individuals per month. These services allow customers to remain safely in their own home rather than alternative and costly long-term care facilities. The IHSS case management allocation is projected at \$5.7 million in Budget Year 2011-2012.

Consistent with the prior year, in Budget Year 2011-2012 the Department is unable to access the total Federal and State allocations dedicated to operating the Stanislaus County IHSS Program and will continue with a reduced ability to meet the mandates required in this entitlement program. The impacts to three services areas are described below:

- ◆ Quality Assurance (QA) reviews may experience significant delays;
- ◆ Casework deadlines may be missed; and
- ◆ Customer service response time may increase due to current reduced staffing levels.

**Child and Family Services Programs** – This division provides an array of services essential to the protection of our community's most vulnerable children, victims of abuse and neglect. The Recommended Proposed Budget includes \$18.9 million to fund multiple program components:

- ◆ Child Welfare Services (CWS) Emergency Response: Emergency Response is responsible for receiving abuse reports and investigations, often with law enforcement. The CAIRE Center (Child Abuse Investigations Referrals and Examinations) is an Emergency Response function and is co-located within the new Stanislaus County Family Justice Center.
- ◆ CWS Family Maintenance: Caseworkers in Family Maintenance provide pre-placement preventative services for children at risk of entering the foster care system due to abuse or neglect.
- ◆ CWS Court Staff: This unit is responsible for managing a child's case from the point of detention to the trial disposition. Social workers represent the interests of the child and agency, while attorneys represent the child and the parents.
- ◆ CWS Family Reunification: This staff is responsible for all aspects of a case after the court declares a child a dependant of the court following the trial against the parent. These social workers are responsible to all aspects of a case following the dispositional hearing until the return of custody and dismissal of dependency, termination of parental rights, or an order of permanent placement.
- ◆ CWS Permanent Placement: This staff is responsible for monitoring the safety of children who are in foster care long term.
- ◆ Adoption: The Department has its own licensed adoption agency and is responsible for adoptive home studies through adoption finalization. Staff serves children who have not been able to reunify with their biological parents. Adoption Services augment the CWS core program and are 100% funded.
- ◆ Emancipated Youth: This program serves young adults who have aged out of the foster care system. Services are 100% funded and augmented with grant resources targeted to assist this at-risk population.

Within the Child Welfare Services case management series, the Recommended Proposed Budget includes 74.0 full-time equivalents (FTE) which is a significant reduction from the State approved justified workload staffing level for Fiscal Year 2010-2011 of 100.8. Funding is available and it is requested to restore one Social Worker position which is included in the 74.0 FTEs planned for Budget Year 2011-2012.

In April 2011, the division began using the State mandated Structured Decision Making (SDM) Safety and Risk Assessment Tool. SDM is a series of tools designed to aid child welfare workers in making critical child safety decisions. Key components of SDM are used in determining (1) when to investigate abuse/maltreatment allegations, (2) the degree of child safety at the time of investigation, (3) the risk of future child maltreatment, (4) the targeted services to be provided to families at the highest risk of re-abuse, and (5) whether to remove a child to foster care. Moving to this tool is projected to increase the number of cases that are determined to be High Risk or Very High Risk which may impact the number of children being referred to foster care, therefore increasing foster care caseloads.

In past years, the State Child Welfare Funds have gone unused because the County has been able to fund only the minimum mandated match requirements, not the total State allocations available for these and other Social Services programs. The partnership with Valley Recovery Resources and anonymous donations received in the current fiscal year will enable the County to access additional CWS Augmentation funding estimated to range from an additional \$1.9 million to \$3.3 million through June 30, 2012, to expand other child welfare programs which have been dramatically reduced through the recent budget declines.

**StanWORKs Programs** – CalWORKs, CalFresh and Medi-Cal programs are administered within the StanWORKs Division whose primary role is defined as “helping families with food, a safe place to live, health care and jobs.” StanWORKs Programs total approximately \$80.4 million in the 2011-2012 Recommended Proposed Budget.

The economic downturn has created a staggering demand for public assistance programs. Over the past four years, the unemployment rate in Stanislaus County has increased from 7.7% in September 2007 to 18.2% in February 2011. Stanislaus County’s current unemployment rate continues to exceed the State rate of 12.2% and the unemployment rate in some of the cities/regions within the County has, in some cases, exceeded 20%.

During the past year, the number of families seeking assistance has continued to rise. One out of every three County residents receives some type of public assistance.

- ◆ CalWORKs – This Program has had a three year growth rate of 25%. As of February 2011, a total of 31,102 individuals received CalWORKs benefits, an increase of 6% over February 2010.
- ◆ CalFresh (formerly known as Food Stamps) – The growth witnessed in this program over the past three years is staggering and exceeds 66%. The number of families and individuals in receipt of CalFresh has increased by over 18% just in the past year, from 66,628 to 79,066. CalFresh benefits have increased from \$5,203,254 monthly in February 2008 to \$11,362,340 monthly in February 2011.
- ◆ Medi-Cal – Over the past three years, the number of individuals eligible for Medi-Cal has increased by over 12%. As of February 2011, the Medi-Cal programs have served over 130,708 individuals, almost 33% of the County population.
- ◆ General Assistance – Over the past three years, the number of individuals eligible for General Assistance has continued to increase, primarily due to the high unemployment rate in this County. As of February 2011 a total of 392 individuals received General Assistance benefits, an increase of 16% over February 2010.

The inability to fully staff casework operations impacts application processing, program accuracy, and quality control. Relevant program operation impacts include:

- ◆ Medi-Cal Intake applications have steadily increased. Applications in Fiscal Year 2010-2011 averaged 2,919 per monthly. In the past six months, the Department's timely performance has averaged 86.5% which is below the State's required standard of 90%. Currently, approximately 200 or 7% of all Medi-Cal applications are processed beyond the 45 day State mandate.
- ◆ In 2010, CalWORKs and CalFresh applications were processed on average in 27 days. Current application processing time may extend to periods as long as 45 days from the initial date of the interview, far exceeding the State mandated 30-day time frame. The delays in processing applications can present significant hardship for families already in dire need and who may be faced with a lack of food, may be on the verge of losing their housing due to late payments, and may be in need of routine medical care as well as prescribed medication due to the loss of health care benefits.

On March 24, 2011, the Governor signed Senate Bill (SB) 72 which changed eligibility requirements for the CalWORKs Program and suspends the Cal-Learn Program for at least one year effective July 1, 2011. All funding for Cal-Learn Administration, transportation, and case management services will be eliminated. As a result, reductions to the CalWORKs single allocation of \$911,685 for the administration of the CalWORKs Welfare to Work Program, and \$692,281 for the Cal-Learn Program are recommended for Budget Year 2011-2012. A summary of the changes is as follows:

- ◆ Eight percent grant reduction on the maximum aid payment level (grant) for all CalWORKs households; 48 month time limit for CalWORKs time limits for adults; a reduction of 12 months for eligible adults; Incremental Grant Reductions (IGR) for CalWORKs Child Only cases. CalWORKs Child Only cases will be subjected to grant reductions of five, ten and fifteen percent at months 61, 73, and 85 respectively; Reduction to the Earned Income Disregard applied to CalWORKs households with disability based income and/or earned income;
- ◆ Suspension of the Cal-Learn Program requirements and funding for a one-year period. Suspension of this program will result in the termination of CSA's contract with Health Services Agency effective June 30, 2011. Although all funding for the administration of the Cal-Learn Program is being suspended in Budget Year 2011-2012, counties are required to transition all teens currently participating in the Cal-Learn Program to the Welfare to Work (WTW) Program, adding a significant burden to fund these activities through the CalWORKs Single Allocation.
- ◆ Extension of CalWORKs Short-Term Exemptions through June 30, 2012. Families with one child under the age of three or two children under the age of six, at county option, may be exempt from participation in the Welfare to Work Program.

As a result of increased caseloads, reduced staffing, and increased demand for services, the StanWORKs Division is requesting to modify the current hours of operation, reducing the hours staff is available to serve the public from 45 hours to 40 hours per week by reducing the office hours on Wednesdays at each of the StanWORKs stations throughout the County. A recommendation regarding the requested change in hours will be made in the Final Budget.

In addition, the Department is requesting to restore funding for three (3) previously unfunded Family Services Specialist II positions. These requested positions are a critical response to the workload challenges identified and are funded by the CalWORKs Single allocation.

**Welfare to Work – Subsidized Employment** – This program helps economically disadvantaged families find work. More families are seeking assistance due to reduced hours of employment, job loss, and the exhaustion of eligibility to Unemployment Benefits. Although new exemptions were introduced in July 2009 and are now effective through June 2012, the number of adults enrolled in the Welfare to Work (WTW) Program continues to increase. In February 2011, over 4,930 adults were enrolled in the WTW Program, representing a 6% increase over the past three years.

- ◆ With the passage of Senate Bill (SB) 72 effective in Budget Year 2011-2012, a reduction to the CalWORKs Single Allocation of \$911,685 for the administration of the Welfare to Work Program has been factored into the budget. However, the Department has identified alternate funding through Assembly Bill (AB) 98, which will allow the Department to access additional funding to

continue a subsidized employment program for up to 250 WTW customers in Budget Year 2011-2012.

**Child Care** – Total Child Care expenditures for Budget Year 2011-2012 are estimated at \$10.1 million, a decrease of \$4.3 million from the Fiscal Year 2010-2011 Adopted Final Budget spending level of \$14,386,379. Child Care components include Stage 1, part of the CalWORKs Program, and Stages 2 and 3 which are financed by the California Department of Education. As a result of these changes, approximately 20% of children currently served in all three programs may no longer be eligible for child care services. There is no General Fund cost associated with the Child Care programs.

**Administration, Finance and Operations, Program Integrity** – This support division is responsible for Department business operations, and all costs for business operations and overhead are allocated to Social Services programs previously described within the appropriate program division. Approximately \$5.8 million in Administration, Finance and Operations and Program Integrity functions are included within the Recommended Proposed Budget for Budget Year 2011-2012.

- ◆ **IHSS Fraud Investigations and Program Integrity** – Effective November 24, 2009 the Board of Supervisors approved the CSA plan for Fraud Investigations and Program Integrity efforts for the In-Home Supportive Services (IHSS) Program and authorized the Department to participate in a pilot program for the period of January to June of 2010. On August 24, 2010 the Board approved the CSA plan for Fraud Investigations and Program Integrity efforts for the IHSS Program and authorized the Department to participate in the Enhanced IHSS Anti-Fraud Program in Fiscal Year 2010-2011. The full County share of cost for the pilot, \$64,466, was provided through CSA fund balance at inception and has been covered through authorized fund balance roll-forward of program savings through Fiscal Year 2010-2011.

For the six month period of July 2010 through December 2010, 225 new cases of IHSS Fraud investigations were opened over and above 295 ongoing cases carried in from the prior year. Of these, 227 investigations were completed and 155 were determined a fraud finding which represents 2.8% of the 5,606, open and paid IHSS cases for the same time period. Of the cases in which fraud was found, 28% were terminated from the program and 27% received a reduced service level. The total cost avoidance calculated over twelve months, as per the State approved standard is \$607,763, of which the County share would be \$82,352. In addition, \$57,668 in overpayments have been identified and referred to Collections. The Special Investigations Unit (SIU) and IHSS Social Work staff has worked closely together in analyzing the successes and challenges of program integrity in this complex program. New procedures, as well as clarified roles and responsibilities, have strengthened the program design and improved communications throughout the Department. All staff remains committed to ensure that the IHSS Program support is dedicated to those eligible customers who are truly in need of the services and support.

The Department anticipates continued Federal/State funding for IHSS Fraud Investigations and Program Integrity and plans to continue the IHSS Fraud Program through Budget Year 2011-2012. Total allocation funding for the IHSS Fraud Program is projected at approximately \$421,000 with a County Match requirement estimated at \$62,839. The Department has been able to identify local match to support IHSS Fraud at this base allocation level. It is important to note that IHSS Fraud is not mandated, although a benchmark practice, and the Department priority for County General Fund match dollars must necessarily be to first fund mandates and then to support Board priorities, such as this program integrity initiative.

The proposed level of funding will support a staffing level of 3.2 positions: 2 Special Investigator I/II, 1 Fraud Technician and .2 of a Special Investigator Supervisor. This is a reduction from the current staffing level of approximately 1 casework position, necessary to remain within the basic IHSS Fraud allocation and to mitigate impacts to the County General Fund for increasing local match requirements. The staff currently assigned to this program is classified through a personal service contract or extra-help due to the initial pilot status of this program. Budget Year 2011-2012 will be the third consecutive year of Federal/State funding support for this program and the Department has requested to restore funding to three previously unfunded positions to accommodate the conversion of these extra help and contract staff to permanent positions: two Special Investigator I/II and one Accountant II. This request reflects 1 existing Fraud Technician having already been redirected to support IHSS Fraud. As permanent county authorized staff, the

three casework positions will be supported directly from IHSS Fraud funding, while the addition of the Accountant position will be supported by multiple funding streams in accordance with the mandated cost plan requirements for Social Services programs. A recommendation regarding these positions will be made in the Final Budget.

**Facilities & Maintenance** – The Community Services Facility (CSF) was built in 1994. It houses over 1,000 staff from CSA, Alliance Worknet, Department of Child Support Services, and Woman Infant and Children (WIC). Approximately 1,000 customers visit the CSF daily. The Heating, Ventilation, and Air Conditioning (HVAC) system and controls have experienced numerous failures. To keep the units functioning, tenants of the facility have increased funding for maintenance. Utilities costs are expected to increase 9% in Budget Year 2011-2012. Based on a previous evaluation of the HVAC system and controls completed by a professional mechanical design firm, repair of the system is not considered to be a cost effective option. The total project cost for a full replacement of all of the HVAC units at CSF was originally estimated not to exceed \$6,300,000. Currently, financing options for the new HVAC system and controls are being analyzed and considered given available funding and the ability for all tenants of the CSF to service the debt through the life of the borrowing. In Budget Year 2011-2012, the Department has identified funding of \$200,000 for the replacement of two HVAC units using a phased approach.

- ◆ **Emergency/Disaster Response** – CSA is the County’s designated agent for Shelter Services in any emergency or disaster situation as determined by the Office of Emergency Services (OES). CSA partners with the American Red Cross and other community-based organizations to meet the requirements established in State and Federal regulations for emergency functions. Budget Year 2011-2012 represents the first full year in which CSA participated in funding through the Homeland Security Grant (HSG) administered by the Office of Emergency Services (OES), with funding of \$67,000 to support 30% of a Manager IV position to meet the following grant outcomes: develop a local Care and Shelter Operations Plan; conduct outreach in the community to increase support for Care and Shelter plans; and ensure Care and Shelter plans address Functional Needs populations.
- ◆ **Office Operations** – The Department has requested to restore funding for an Administrative Clerk II position to be reclassified downward to a Stock Delivery Clerk II. The position is requested to support outstations in the East County and West Side Service Centers to provide mail delivery, facility support and office supply distribution.

Oversight of multiple State-initiated automation projects remains integral to Department operations in Budget Year 2011-2012.

**Automation Projects** – CSA works in conjunction with the California Department of Social Services (CDSS) and the Office of Systems Integration in support of a variety of statewide automation projects, both new and ongoing. Key projects either in the development or maintenance and operations phase include the following:

- ◆ **Consortium IV (C-IV)** – The Statewide Automated Welfare System (SAWS) C-IV Counties of Merced, Stanislaus, San Bernardino, and Riverside jointly developed a fully automated system for case management of public assistance and employment services programs. Effective November 2011, 35 counties will join the 4 original counties in the consortium and total C-IV Project costs will be shared by all 39 counties. The Department’s share of the C-IV Project Maintenance and Operations (M&O) Budget is approximately \$5 million for Budget Year 2011-2012 and will be funded through a special allocation from the California Department of Social Services. C-IV funding covers the cost of three staff assigned full-time to the project. The C-IV Project county share of cost is estimated at \$302,699 for M&O costs, which will be absorbed within the CalWORKs and CalFresh maintenance of effort (MOE) funds and Foster Care County cost as supported in this budget.
- ◆ **Case Management, Information and Payrolling System II (CMIPS II)** – The CMIPS II Project consists of an enhancement to the current CMIPS Program used for the IHSS Program. For Budget Year 2011-2012, CMIPS II funding is estimated at \$285,600.

**Realignment Revenue** – The State sales tax includes a half cent portion that funds local health and welfare programs; these funds represent a key financing source for Social Service programs local



match costs not reimbursed by Federal and State allocations. Sales tax revenue fluctuates greatly from month to month and has been on a steady decline over the past 4 fiscal years with a slight improvement realized in August of 2010. The Department has projected a slight increase in total Realignment revenue of \$194,290, an increase in sales tax of \$261,564 offset by a decrease in Vehicle License Fees (VLF) of \$67,274 for Budget Year 2011-2012 to equal the Fiscal Year 2010-2011 State Controllers Office published base. This agency receives approximately 87% of these funds, or about \$12.3 million, of which \$1.8 million is used to support local match requirements for this budget unit, Program Services and Support. The Department will continue to closely monitor realignment sales tax revenue since this revenue stream provides almost half, or 47.3% of the mandated County share in the overall CSA budget, and approximately 31.6% of the County share requirement in Program Services and Support.

#### Federal/State Budget Impacts:

The Governor's January Budget includes several significant proposals that could affect agency programs in Budget Year 2011-2012 which are not factored into the current budget projections due to the uncertainty of pending legislative action. Some notable proposed policy changes include:

- ◆ The Governor's Budget proposes a significant realignment of programs between the State and counties beginning in Budget Year 2011-2012 which will allow counties to have primary program responsibility with additional funding and new revenues. Phase one includes realignment of the Child Welfare Services, Independent Living Program, Adoptions, Foster Care, Kin-GAP, and CAPIT programs. The proposal premise relies on adoption of a proposed June ballot initiative to extend existing sales tax and Vehicle License Fees, legislated to expire on June 30, 2011. The proposal will require State Constitutional language which is still under negotiation and trailer bill language to implement the realignment. If the Legislature enacts this realignment proposal, budget adjustments will be required in Budget Year 2011-2012.
- ◆ As a result of recent budget actions approved by the Legislature, there will be additional cuts at the State level to the CalWORKs Single Allocation. As currently defined, the Single Allocation will be cut by an additional \$117.5 million statewide due to a reduction from the current 60 month time limit to a 48-month time limit and as a result of revised Earned Income Disregard proposals recently enacted with Senate Bill 72. For Stanislaus County, this potential reduction could equate to an additional \$2.1 million affecting the CalWORKs Welfare to Work Program. The Department will develop a reduction plan that could include Welfare to Work services and/or program staffing levels.
- ◆ Senate Bill (SB) 82 authorizes State General Fund (SGF) payments to be deferred in the months of July, October, and March, for up to 90 days. Payments to local County social services and Mental Health Services Act (Prop 63) programs will be impacted by the deferral of State payments. This will require that the County continuously monitor its cash position through Budget Year 2011-2012 to ensure it can meet its financial obligations across all county programs.

#### **STAFFING IMPACTS**

The Department has requested to unfund one vacant Manager II position and one vacant Social Worker Supervisor II position. The Department further requested to restore the following unfunded positions: two Special Investigator II, one Accountant II, three Family Services Specialist II, and one Social Worker IV. The Department has also requested to restore one unfunded Administrative Clerk II position and reclassify downward to a Stock/Delivery Clerk II, and reclassify one vacant Manager II position upward to a Manager IV.

At Mid Year Fiscal Year 2010-2011, the Department unfunded 10 positions and subsequently implemented a reorganization to improve efficiencies in operations.

Total current authorized positions— 853

It is recommended to unfund one vacant Manager II position and one vacant Social Worker Supervisor II position. It is further recommended to restore the following unfunded positions: three Family Services Specialist II, and one Social Worker IV. It is also recommended to restore one unfunded

Administrative Clerk II position and reclassify downward to a Stock/Delivery Clerk II, and reclassify one vacant Manager II position upward to a Manager IV. The request to restore funding for positions on the IHSS Fraud Unit will be considered as part of the Final Budget.

Total recommended authorized positions— 856

**RECOMMENDED PROPOSED BUDGET**

It is recommended that a budget of \$111,320,254 be approved for the Community Services Agency - Services and Support. This budget is funded from \$107,915,965 in estimated department revenue, and \$3,404,289 in mandated County match contribution from the General Fund.

**STANISLAUS COUNTY, CALIFORNIA**  
**Budget Year 2011-2012**



**HUMAN SERVICES**  
**Administration**

**COMMUNITY SERVICES AGENCY—COUNTY CHILDREN’S FUND**

Budget Unit 1637 0045961  
 Special Revenue Fund

**SERVICES PROVIDED**

Funds in this budget are used to provide education and support services for the prevention, intervention and treatment of child abuse and neglect. Current services include emergency shelter services for runaway youth and the local match for clean and sober living as well as other Children's program core contract services. All services are provided by local nonprofit agencies.

**CASH BALANCE**

As of July 1, 2011, this fund is projected to have a positive cash balance of \$479,530 compared to \$496,524 on July 1, 2010. The decrease of \$16,994 is attributable to increased appropriations of \$25,000 at Fiscal Year 2010-2011 Mid Year to provide local match for clean and sober living services offset by the Fiscal Year 2009-2010 fund balance roll forward of \$8,006.

<b>CSA - County Children's Fund</b>				
<b>Classification</b>	<b>2009-2010 Actual</b>	<b>2010-2011 Adopted Budget</b>	<b>2011-2012 Requested Proposed Budget</b>	<b>2011-2012 Recommended Proposed Budget</b>
Taxes	\$0	\$0	\$0	\$0
Licenses, Permits, Franchises	\$0	\$0	\$0	\$0
Fines, Forfeitures, Penalties	\$0	\$0	\$0	\$0
Revenue from use of Assets	\$0	\$0	\$0	\$0
Intergovernmental Revenue	\$21,410	\$0	\$0	\$0
Charges for Service	\$166,677	\$0	\$0	\$0
Miscellaneous Revenue	\$0	\$166,075	\$166,075	\$166,075
Other Financing Sources	\$0	\$0	\$0	\$0
<b>Total Revenue</b>	<b>\$188,087</b>	<b>\$166,075</b>	<b>\$166,075</b>	<b>\$166,075</b>
Salaries and Benefits	\$0	\$0	\$0	\$0
Services and Supplies	\$0	\$124,749	\$93,628	\$93,628
Other Charges	\$0	\$33,320	\$0	\$0
Fixed Assets	\$0	\$0	\$0	\$0
Other Financing Uses	\$0	\$0	\$200,000	\$200,000
Equity	\$0	\$0	\$0	\$0
Intrafund	\$0	\$0	\$0	\$0
Contingencies	\$0	\$0	\$0	\$0
<b>Gross Costs</b>	<b>\$0</b>	<b>\$158,069</b>	<b>\$293,628</b>	<b>\$293,628</b>
<b>Fund Balance</b>	<b>(\$188,087)</b>	<b>(\$8,006)</b>	<b>\$127,553</b>	<b>\$127,553</b>
<b>Net County Cost</b>	<b>\$0</b>	<b>\$0</b>	<b>\$0</b>	<b>\$0</b>

**PROGRAM DISCUSSION**

At the proposed level of funding, the Department anticipates that it can maintain core County Children's Fund (CCF) services which benefit children and families in the community. This budget is supported entirely by a combination of revenues from birth certificate sales, local donations and Department of Motor Vehicle children's license plate fees.

The Child Abuse Prevention Council (CAPC) provides recommendations for the use of these funds. The current CAPC recommendation represents the second phase in a five year spending plan that will leverage children's programs in the CSA Services and Support budget. The recommendation for Budget Year 2011-2012 is to fund the Center for Human Services Hutton House in the amount of \$93,628 and to dedicate \$200,000 of CSA County Children's Fund resources to provide local match for children's program core services in the CSA Services and Support budget.

The Center For Human Services Hutton House \$93,628 provides temporary shelter care, differential response case management, crisis intervention, support group services, and individual, family and group counseling to youths and families.

The \$200,000 of funding in Differential Response provides County match for program core services which will allow the Agency to reinstate Differential Response (DR) services. DR services provide an alternative to child welfare agency response to reports of child abuse and neglect based on the assessed safety and risk reported to support children ages 0-17 through the redirection of more flexible funding streams such as, but not limited to, Promoting Safe and Stable Families (PSSF) and Child Abuse Prevention, Intervention and Treatment (CAPIT), Federal and State funds that do not require match. The Agency will also be able to reinstate some clean and sober living services.

### **STAFFING IMPACTS**

Total current authorized positions— 0

### **RECOMMENDED PROPOSED BUDGET**

It is recommended that a budget of \$293,628 be approved for the Community Services Agency – County's Children Fund budget. This budget is funded from \$166,075 in estimated department revenue, resulting in \$127,553 use of department fund balance.

**STANISLAUS COUNTY, CALIFORNIA**

**Budget Year 2011-2012**

**HUMAN SERVICES**

**Aid Programs**



**COMMUNITY SERVICES AGENCY—FOSTER CARE INCENTIVE/  
OUT OF HOME PLACEMENT INCENTIVE**

Budget Unit 1635 0045710

Special Revenue Fund

**SERVICES PROVIDED**

Foster Care (FC) Incentive Funds are used to provide for miscellaneous expenses for children transitioning from Foster Care and approaching emancipation; for Foster "After Care" services for youth up to the age of 21; to support the scholarship program established in Fiscal Year 2000-2001 for foster youth; to facilitate team building activities between foster parents and the participating placement agencies; and costs related to support the emotional and social growth of youth, including but not limited to sports and social activities through their school or community, special activities such as camp, school expenses and incentives related to encouraging progress on employment or education goals.

Out of Home Placement (OHP) Incentive Funds are used to provide flexible wrap-around services for children in or at-risk of OHP as defined by any of the OHP Team of County Agencies (Community Services Agency, Behavioral Health and Recovery Services, Probation, and Health Services Agency). Funds are to be accessed as a "last resort" by the case manager and not intended to replace other community resources or funds set aside for services to this client population with the overall goal to maintain children safely at home.

**CASH BALANCE**

As of July 1, 2011, this fund is projected to have a cash balance of \$0 consistent with the cash balance position on July 1, 2010. The Department eliminated this budget as of June 30, 2010.

<b>CSA - Foster Care Incentive/Out of Home Placement</b>				
<b>Classification</b>	<b>2009-2010 Actual</b>	<b>2010-2011 Adopted Budget</b>	<b>2011-2012 Requested Proposed Budget</b>	<b>2011-2012 Recommended Proposed Budget</b>
Taxes	\$0	\$0	\$0	\$0
Licenses, Permits, Franchises	\$0	\$0	\$0	\$0
Fines, Forfeitures, Penalties	\$0	\$0	\$0	\$0
Revenue from use of Assets	\$0	\$0	\$0	\$0
Intergovernmental Revenue	\$0	\$0	\$0	\$0
Charges for Service	\$0	\$0	\$0	\$0
Miscellaneous Revenue	\$0	\$0	\$0	\$0
Other Financing Sources	\$0	\$0	\$0	\$0
<b>Total Revenue</b>	<b>\$0</b>	<b>\$0</b>	<b>\$0</b>	<b>\$0</b>
Salaries and Benefits	\$0	\$0	\$0	\$0
Services and Supplies	\$10,000	\$0	\$0	\$0
Other Charges	\$0	\$0	\$0	\$0
Fixed Assets	\$0	\$0	\$0	\$0
Other Financing Uses	\$0	\$0	\$0	\$0
Equity	\$0	\$0	\$0	\$0
Intrafund	\$0	\$0	\$0	\$0
Contingencies	\$0	\$0	\$0	\$0
<b>Gross Costs</b>	<b>\$10,000</b>	<b>\$0</b>	<b>\$0</b>	<b>\$0</b>
<b>Fund Balance</b>	<b>\$10,000</b>	<b>\$0</b>	<b>\$0</b>	<b>\$0</b>
<b>Net County Cost</b>	<b>\$0</b>	<b>\$0</b>	<b>\$0</b>	<b>\$0</b>

**PROGRAM DISCUSSION**

There are no appropriations recommended for the Community Services Agency – Foster Care Incentive/Out of Home Placement budget. All fund balance reserves have been depleted in prior fiscal years and the Department will no longer use this budget.

**STAFFING IMPACTS**

Total current authorized positions— 0

**RECOMMENDED PROPOSED BUDGET**

It is recommended that no appropriations be budgeted for Community Services Agency – Foster Care Incentive/Out of Home Placement. This budget is being included as part of the Recommended Proposed Budget due to the requirement imposed by the State Controller.

**STANISLAUS COUNTY, CALIFORNIA**  
**Budget Year 2011-2012**



**HUMAN SERVICES**  
**Aid Programs**

**COMMUNITY SERVICES AGENCY—GENERAL ASSISTANCE**

Budget Unit 1633 0045901  
 Special Revenue Fund

**SERVICES PROVIDED**

The General Assistance (GA) Program is mandated by Welfare and Institutions Code 17000 and provides cash aid payments to the indigent. In addition, this budget also includes funding for GA Foster Care and Special Needs, as appropriate. The General Assistance Program serves individuals not eligible for other aid programs.

**CASH BALANCE**

As of July 1, 2011, this fund is projected to have a cash balance of \$0 compared to \$51,233 on July 1, 2010. This decrease is attributed to the Fiscal Year 2010-2011 year-end recognition of \$51,233 of deferred revenue that supports budgeted operations in the current year.

<b>CSA - General Assistance</b>				
<b>Classification</b>	<b>2009-2010 Actual</b>	<b>2010-2011 Adopted Budget</b>	<b>2011-2012 Requested Proposed Budget</b>	<b>2011-2012 Recommended Proposed Budget</b>
Taxes	\$0	\$0	\$0	\$0
Licenses, Permits, Franchises	\$0	\$0	\$0	\$0
Fines, Forfeitures, Penalties	\$0	\$0	\$0	\$0
Revenue from use of Assets	\$0	\$0	\$0	\$0
Intergovernmental Revenue	\$0	\$0	\$0	\$0
Charges for Service	\$439,856	\$368,225	\$366,700	\$366,700
Miscellaneous Revenue	\$540	\$795	\$1,688	\$1,688
Other Financing Sources	\$0	\$0	\$0	\$0
<b>Total Revenue</b>	<b>\$440,396</b>	<b>\$369,020</b>	<b>\$368,388</b>	<b>\$368,388</b>
Salaries and Benefits	\$0	\$0	\$0	\$0
Services and Supplies	\$0	\$0	\$0	\$0
Other Charges	\$1,133,611	\$1,120,224	\$1,119,592	\$1,119,592
Fixed Assets	\$0	\$0	\$0	\$0
Other Financing Uses	\$0	\$0	\$0	\$0
Equity	\$0	\$0	\$0	\$0
Intrafund	\$0	\$0	\$0	\$0
Contingencies	\$0	\$0	\$0	\$0
<b>Gross Costs</b>	<b>\$1,133,611</b>	<b>\$1,120,224</b>	<b>\$1,119,592</b>	<b>\$1,119,592</b>
<b>Fund Balance</b>	<b>\$125,118</b>	<b>\$0</b>	<b>\$0</b>	<b>\$0</b>
<b>Net County Cost</b>	<b>\$568,097</b>	<b>\$751,204</b>	<b>\$751,204</b>	<b>\$751,204</b>

**PROGRAM DISCUSSION**

At the proposed level of funding, the Department has projected that it can support only 87.5% of the General Assistance mandate based on current caseloads and program demand. This budget includes revenues of \$368,388 and appropriations of \$1,119,592, offset by a mandated County match contribution of \$751,204. Based on current projections, this will leave an estimated unmet need of \$160,126 through fiscal year-end at projected case load levels.

The Budget Year 2011-2012 projections reflect current caseload trends. The caseload and grant were individually evaluated using Third Quarter Fiscal Year 2010-2011 as a base from which to assess the impacts of several local growth factors, including growth trends associated with each GA program.

- ◆ GA Basic – The GA Basic Program operations must provide services to an average of 504 cases per month, which is a 27.6% increase over the 2010-2011 Adopted Final Budget level of 395. The caseload growth is attributed to the continuing economic downturn and greater participation within the GA Employables Program. This component of GA provides work assignments to participants in a number of hours, that when multiplied by minimum wage, equals the amount of assistance they are provided. Work assignments may be in public or non-profit organizations. Individuals cannot remain on the GA Employables Program for more than three (3) months in a 12 month period.

The average grant is projected at \$207.46 which represents a 10.2% decrease from the 2010-2011 Adopted Final Budget of \$231.06. The reduced average grant amount reflects the regulation changes previously approved by the Board of Supervisors in Fiscal Year 2009-2010.

A 2.4% reduction in the GA average grant reflects the on-going Employables assistance benefit tied to their work participation, on average 26.5% less than the Interim Assistance grant of \$232.48.

The State legislated through Senate Bill 72, an 8% decrease to the Temporary Assistance for Needy Families (TANF) grant effective July 1, 2011. CSA has factored a consistent GA grant adjustment modeled after the TANF grant into the projections for the Recommended Proposed Budget for Budget Year 2011-2012. Board of Supervisors' approval is required to implement the 8% reduction to the GA grant effective July 1, 2011. CSA has factored the savings associated with the grant reduction in this Recommended Proposed Budget; the savings from this grant reduction is approximately \$109,106. Should the Board not approve this grant reduction, the Department will need to request an equal appropriation increase to support the GA Program through the budget year.

- ◆ GA Foster Care (FC) – The remaining requested appropriations of \$25,000 support General Assistance Foster Care, which is unchanged from the 2010-2011 Adopted Final Budget. Although funding for undocumented FC children was eliminated through the Permanently Residing in the United States Under Color of Law (PRUCOL) process, these youth are eligible for funding through the State's Qualified Alien (QA) designation. The QA designation is expected to alleviate the need for a higher level of GA FC expenditure in Budget Year 2011-2012. GA FC is used as a last resort for court ordered Foster Care costs that are not eligible to Federal or State reimbursement.
- ◆ Budget year estimated revenues of \$368,388 from estimated Interim Assistance Reimbursement (IAR), general relief repayments, and lien collections help offset the estimated total program cost of \$1,279,718. The proposed mandated County match for this budget is \$751,204 and is not sufficient to meet the total estimated County match obligation of \$911,330.

#### Federal/State Budget Impacts:

- ◆ GA regulations require grant adjustments in recognition of changes in costs of living indices. The Board of Supervisors has traditionally followed the Temporary Assistance for Needy Families (TANF) Program Cost of Living Adjustment (COLA), one year in arrears. Other options exist in calculating grant adjustments besides the TANF model, such as using an annual survey of what it costs to live in Stanislaus County. Since there was no TANF COLA included in the Governor's Budget for Fiscal Year 2010-2011, there will be no COLA requested for GA in Budget Year 2011-2012.
- ◆ The last COLA of 2.75% for GA was approved by the Board and implemented on July 1, 2005. The COLA for GA grants are requested from the Board according to Welfare and Institutions Code, Section 17001.5, which authorizes counties to set GA grant levels based on the 1991 poverty level, adjusted annually to reflect changes in the AFDC Program, now identified as TANF. This method has been used in Stanislaus County since 1993 and has proven to be fair and effective.

The Governor suspended the CalWORKs/TANF COLA's in Fiscal Years 2006-2007, 2007-2008, 2008-2009, 2009-2010, and 2010-2011. In Budget Year 2011-2012, the Governor proposes no



grant increases to CalWORKs recipients. In alignment with TANF grant adjustments, CSA would not recommend a COLA for GA in Budget Year 2011-2012.

- ◆ GA FC has been impacted over the past year by recent court orders which have required CSA to retain dependency of certain foster youth past the age of 18. Federal/State regulations do not currently allow for FC funding in these situations requiring that the cost of placement becomes a 100% County cost.

Other Impacts:

The Department is continuing its complete review of all aspects of the GA Program regulations, mandates, other county benchmarks, including opportunities for revenue enhancements. The Department previously reorganized and assigned the GA Program within the StanWORKs Division, where it is hoped that additional efficiencies will be realized by aligning eligibility processes with TANF and CalFresh. The Department will report back to the Board within the Final Budget process if needed, with updates on State budget changes.

**STAFFING IMPACTS**

Total current authorized positions— 0

**RECOMMENDED PROPOSED BUDGET**

It is recommended that a budget of \$1,119,592 be approved for the Community Services Agency – General Assistance budget. This budget is funded from \$368,388 in estimated department revenue and \$751,204 mandated County match contribution from the General Fund. It is recommended to review the projected critical need of \$160,126 as part of the 2011-2012 Mid-Year financial review process.

**STANISLAUS COUNTY, CALIFORNIA**  
**Budget Year 2011-2012**  

---

**HUMAN SERVICES**  
**Administration**



**COMMUNITY SERVICES AGENCY—IHSS PROVIDER WAGES**

Budget Unit 1642 0045992  
Special Revenue Fund

**SERVICES PROVIDED**

The CSA In Home Support Services (IHSS) Provider Wages budget was established in the Fiscal Year 2009-2010 Mid-Year Financial Report in order to provide transparency in the budgeting and accounting for the IHSS Program. IHSS provider wages were formerly budgeted in CSA Program Services and Support, as reflected in the Adopted Final Budget 2009-2010.

The IHSS Program is a mandated entitlement program which provides in-home supportive services to frail and/or elderly individuals, allowing the approximately 5,852 customers to remain safely in their own home.

Under the current approved labor agreement with United Domestic Workers of America (UDWA), IHSS Provider wages are budgeted at \$9.38 per hour. This agreement was approved by the Board of Supervisors on July 24, 2007 for a 48 month period retro-active to October 1, 2006 and formally expired on September 30, 2010. In March of 2011, the previous labor agreement was extended tentatively, pending Board of Supervisors' approval, until September 30, 2011. In addition to the hourly wage rate, Provider benefits are included as part of the agreement; these benefits are budgeted in CSA IHSS Public Authority Benefits Administration.

**CASH BALANCE**

As of July 1, 2011, this fund is projected to have a negative cash balance of \$1,226,374 compared to a negative cash balance of \$857,960 on July 1, 2010. The negative cash balance represents a timing difference in receiving Federal revenue refunds on County share adjustments and State realignment revenues earned which are typically received 2 months in arrears. In addition, there is a timing delay in the posting of local match revenues in support of the IHSS Provider Wages at the end of each quarter. Due to this lag time in reimbursements, accounts receivable will be set up for outstanding revenues which will allow this fund to end the year in a positive fund balance position.

<b>CSA - IHSS Provider Wages</b>				
<b>Classification</b>	<b>2009-2010 Actual</b>	<b>2010-2011 Adopted Budget</b>	<b>2011-2012 Requested Proposed Budget</b>	<b>2011-2012 Recommended Proposed Budget</b>
Taxes	\$0	\$0	\$0	\$0
Licenses, Permits, Franchises	\$0	\$0	\$0	\$0
Fines, Forfeitures, Penalties	\$0	\$0	\$0	\$0
Revenue from use of Assets	\$133	\$0	\$0	\$0
Intergovernmental Revenue	\$52,113,427	\$41,333,503	\$37,093,817	\$37,093,817
Charges for Service	\$0	\$0	\$0	\$0
Miscellaneous Revenue	\$0	\$0	\$0	\$0
Other Financing Sources	\$998,065	\$404,324	\$376,457	\$376,457
<b>Total Revenue</b>	<b>\$53,111,625</b>	<b>\$41,737,827</b>	<b>\$37,470,274</b>	<b>\$37,470,274</b>
Salaries and Benefits	\$0	\$0	\$0	\$0
Services and Supplies	\$0	\$0	\$0	\$0
Other Charges	\$54,937,627	\$43,692,089	\$39,424,536	\$39,424,536
Fixed Assets	\$0	\$0	\$0	\$0
Other Financing Uses	\$0	\$0	\$0	\$0
Equity	\$0	\$0	\$0	\$0
Intrafund	\$0	\$0	\$0	\$0
Contingencies	\$0	\$0	\$0	\$0
<b>Gross Costs</b>	<b>\$54,937,627</b>	<b>\$43,692,089</b>	<b>\$39,424,536</b>	<b>\$39,424,536</b>
<b>Fund Balance</b>	<b>(\$368,415)</b>	<b>\$0</b>	<b>\$0</b>	<b>\$0</b>
<b>Net County Cost</b>	<b>\$2,194,417</b>	<b>\$1,954,262</b>	<b>\$1,954,262</b>	<b>\$1,954,262</b>

## PROGRAM DISCUSSION

At the proposed level of funding, the Department has projected that it can provide sufficient funding for IHSS individual provider wages through March 2012, based on current caseloads. This budget includes revenues of \$37,470,274 and appropriations of \$39,424,536, offset by a mandated County match contribution of \$1,954,262. Based on current projections, the Department has identified a critical unfunded need of \$1,936,006 through fiscal year-end. The budget projections have factored in flat growth rate assumptions for Budget Year 2011-2012.

The County does not have the discretion to discontinue the program, nor can the County reduce services to eligible customers. The Department will continue to monitor program costs through the mid-year and will identify multiple mitigation strategies to include: updated case growth analysis to reflect most current trends, further UDWA negotiations, results of the State Budget process, challenging State program regulations, and potential Federal funding support.

### Federal/State Budget Impacts:

On March 15<sup>th</sup>, 2011, the California legislature approved budget trailer bill language from Senate Bill (SB) 72. Local savings related to the approved SB 72 items affecting IHSS Provider wages are uncertain at this time. As a result, none of the following proposals have been factored into this Proposed Budget request for IHSS Provider wages and the local impact remains unknown.

- ◆ The Budget Year 2011-2012 California State Budget includes a proposal to include a savings to the State General Fund in anticipation of expected federal approval of a Community First Choice Option. The Community First Choice Option increases federal financial participation by 6%. The details pertaining to the implementation of this benefit are still unknown. If the benefit of increased federal financial participation is implemented in the same way that ARRA FMAP was implemented, counties would receive a 2.1% benefit in the form of reduced county financial participation. If implemented July 1, 2011, the decreased County cost would equate to a savings of approximately \$1,053,785 to IHSS wages and would reduce the unmet net County cost from \$1,936,006 to \$882,221.
- ◆ A requirement for IHSS recipients is to have a certification from a health care professional. The certification must state that personal care services are necessary to prevent out-of-home care.

- ◆ The Home and Community Based Medication Dispensing Machine Pilot Project for utilization of an automated medication dispensing machine with associated monitoring and telephonic reporting services to assist Medi-Cal recipients with taking prescribed medications. Participation in the pilot project is voluntary, but Medi-Cal recipients who participate shall be selected based on criteria demonstrating their susceptibility to not taking their medications without monitoring or assistance. Approximately \$140 million dollar State General Fund (GF) savings is anticipated in medical payments as a result of this change. No effect or savings to the local IHSS wage budget is anticipated.
- ◆ An unspecified across-the-board reduction to IHSS services could take effect October 1, 2012 if the Department of Finance determines after July 1, 2012 that some or all of \$140 million in General Fund savings associated with the Medication Dispensing Machine Pilot Project proposal has not been achieved. The across-the-board reduction would be the percentage needed to attain the portion of the \$140 million General Fund savings.

The following are outstanding Governor state budget proposals likely to affect the IHSS Program but not yet approved by the California Legislature:

- ◆ A realignment proposal that would potentially shift responsibility over realigned programs from the local level to the state level and vice versa. The proposal is not specific about the individual effects to various realigned programs that would be affected.

The Agency will continue to monitor Federal/State Budget proposals and make future recommendations to the Board of Supervisors with any specific changes to program services and funding.

#### **STAFFING IMPACTS**

Total current authorized positions— 0

#### **RECOMMENDED PROPOSED BUDGET**

It is recommended that a budget of \$39,424,536 be approved for the Community Services Agency – In-Home Supportive Services (IHSS) Provider Wages budget. This budget is funded from \$37,470,274 in estimated department revenue and a \$1,954,262 contribution from the General Fund. It is recommended to review the projected critical need of \$1,936,006 as part of the 2011-2012 mid-year financial review process.

**STANISLAUS COUNTY, CALIFORNIA**  
**Budget Year 2011-2012**  
**HUMAN SERVICES**  
**Administration**



**COMMUNITY SERVICES AGENCY—IHSS PUBLIC AUTHORITY-  
ADMINISTRATION**

Budget Unit 1640 0045981  
Special Revenue Fund

**SERVICES PROVIDED**

This budget was established by the Board of Supervisors on December 7, 2004, in order to support the creation of an In-Home Supportive Services (IHSS) Public Authority (PA) in Stanislaus County. The PA is a public entity separate from the County, pursuant to Welfare and Institutions Code Section 12301.6 and Stanislaus County Ordinance Number (C.S. 905). The PA is a corporate public body exercising public and essential governmental functions and has all powers necessary and convenient to carry out the provider components of IHSS. The In-Home Supportive Services Public Authority:

- ◆ Acts as the “employer of record” for individual providers (IP) serving In-Home Supportive Services (IHSS) recipients for collective bargaining purposes;
- ◆ Manages an IHSS provider registry and referral system to assist recipients in finding IHSS service providers;
- ◆ Investigates qualifications and background of potential IHSS providers;
- ◆ Provides training for IHSS recipients and providers; and
- ◆ Manages an IP Medical Benefits Plan.

**CASH BALANCE**

As of July 1, 2011, this fund is projected to have a negative cash balance of \$212,775 compared to the positive cash balance of \$580,519 on July 1, 2010. Consistent with prior fiscal years, it is anticipated that in the absence of changes to State payment schedules, cash reimbursements will be received to offset all but the fourth quarter expenditures, creating a negative cash balance on June 30, 2011 in the same amount. The negative cash balance represents the lag time associated with the State's reimbursement of claims filed for actual expenditures. Reimbursement is typically received from the State within three to five months. Agency pooled cash is expected to cover this budget's anticipated negative cash balance.

<b>CSA - IHSS Public Authority - Administration</b>				
<b>Classification</b>	<b>2009-2010 Actual</b>	<b>2010-2011 Adopted Budget</b>	<b>2011-2012 Requested Proposed Budget</b>	<b>2011-2012 Recommended Proposed Budget</b>
Taxes	\$0	\$0	\$0	\$0
Licenses, Permits, Franchises	\$0	\$0	\$0	\$0
Fines, Forfeitures, Penalties	\$0	\$0	\$0	\$0
Revenue from use of Assets	\$0	\$0	\$0	\$0
Intergovernmental Revenue	\$474,935	\$376,077	\$328,701	\$328,701
Charges for Service	\$0	\$0	\$0	\$0
Miscellaneous Revenue	\$0	\$0	\$0	\$0
Other Financing Sources	\$102,819	\$85,650	\$85,188	\$85,188
<b>Total Revenue</b>	<b>\$577,754</b>	<b>\$461,727</b>	<b>\$413,889</b>	<b>\$413,889</b>
Salaries and Benefits	\$0	\$0	\$0	\$0
Services and Supplies	\$55,703	\$20,140	\$20,140	\$20,140
Other Charges	\$522,051	\$441,587	\$393,749	\$393,749
Fixed Assets	\$0	\$0	\$0	\$0
Other Financing Uses	\$0	\$0	\$0	\$0
Equity	\$0	\$0	\$0	\$0
Intrafund	\$0	\$0	\$0	\$0
Contingencies	\$0	\$0	\$0	\$0
<b>Gross Costs</b>	<b>\$577,754</b>	<b>\$461,727</b>	<b>\$413,889</b>	<b>\$413,889</b>
<b>Fund Balance</b>	<b>\$0</b>	<b>\$0</b>	<b>\$0</b>	<b>\$0</b>
<b>Net County Cost</b>	<b>\$0</b>	<b>\$0</b>	<b>\$0</b>	<b>\$0</b>

## PROGRAM DISCUSSION

At the proposed level of funding, the Department projects it can meet the minimum mandates for service for Budget Year 2011-2012. The PA Administration Proposed Budget for 2011-2012 is projected at \$413,889, a reduction of approximately 10.4%, or \$47,838 from the Fiscal Year 2010-2011 Final Budget level of \$461,727. The County Match requirement of 20.6% or \$85,188 is accounted for within the CSA Program Services and Support budget. An operating transfer out equal to this County Match from Services and Support to PA Administration allows all appropriations and estimated revenues of the Public Authority to be accounted for within the PA budget units. Revenues in the budget estimated at \$328,701 combined with the transfer of County Match of \$85,188 will fund all of the expenditures for PA Administration.

The Public Authority (PA) is responsible for negotiating the wages and benefits of the IHSS providers, and is subject to the same State-wide factors that impact the IHSS Program. The threat of reduction of State support for IHSS Provider wages and reductions in administrative funding has posed serious problems for the PA. The current year savings in PA Administration is achieved through reductions made in clerical support as well as operational cost savings that have reduced the indirect cost rate charge to the PA. In an effort to save vital local dollars, the PA budget reductions will allow for a balanced budget submission. Service impacts to PA customers will include:

- ◆ Increased waiting time to access staff or receive return phone calls;
- ◆ Reduction in quality of Registry trainings due to funding constraints; and
- ◆ Continued elimination of funding support for the In-Home Supportive Services Advisory Committee which provides enhancements to Public Authority services.

## STAFFING IMPACTS

Total current authorized positions— 0

## RECOMMENDED PROPOSED BUDGET

It is recommended that a budget of \$413,889 be approved for the Community Services Agency – In-Home Supportive Services Public Authority (PA) Administration budget, and is funded from \$413,889 in estimated department revenue.

**STANISLAUS COUNTY, CALIFORNIA**  
**Budget Year 2011-2012**  

---

**HUMAN SERVICES**  
**Administration**



**COMMUNITY SERVICES AGENCY—IHSS PUBLIC AUTHORITY-BENEFITS**

Budget Unit 1641 0045991  
Special Revenue Fund

**SERVICES PROVIDED**

This budget includes the direct costs of the Individual Provider (IP) Medical Benefits Plan only. There are no administrative costs associated with In-Home Supportive Services (IHSS) IP medical benefits accounted for within this budget.

Under the approved labor agreement with United Domestic Workers of America (UDWA), the County will contribute up to \$0.60 per IP paid hour for health benefits. Health benefits are available to individual providers who work 75 hours or more per month for three consecutive months. The number of providers that can receive health, vision and dental benefits are dependent on the total annual individual provider paid hours and the determined monthly health premium. The IHSS IP health benefits plan is still under discussion with UDWA and while a tentative agreement has been reached by the bargaining team, final health plan selection and recommendations for Board approval are pending. In the meantime, the Department will support the equivalent of the existing plan at the increased benefits premium rates effective April 2011.

IHSS IP wages are accounted for within the CSA IHSS Provider Wages budget as a program cost whereas provider benefits are accounted for as a Public Authority (PA) function, in the CSA IHSS – Public Authority Benefits Administration budget.

**CASH BALANCE**

As of July 1, 2011, this fund is projected to have a positive cash balance of \$256,462, essentially the same as the balance on July 1, 2010 of \$277,695. Budgeted operations include a combination of advance and cash reimbursement revenues that impact the cash balance throughout the fiscal year usually resulting in a slight positive cash balance at fiscal year-end due to the amount of deferred revenue in excess of accounts receivable.

<b>CSA - IHSS Public Authority - Benefits</b>				
<b>Classification</b>	<b>2009-2010 Actual</b>	<b>2010-2011 Adopted Budget</b>	<b>2011-2012 Requested Proposed Budget</b>	<b>2011-2012 Recommended Proposed Budget</b>
Taxes	\$0	\$0	\$0	\$0
Licenses, Permits, Franchises	\$0	\$0	\$0	\$0
Fines, Forfeitures, Penalties	\$0	\$0	\$0	\$0
Revenue from use of Assets	\$8	\$0	\$0	\$0
Intergovernmental Revenue	\$3,075,329	\$2,391,523	\$2,047,983	\$2,047,983
Charges for Service	\$0	\$0	\$0	\$0
Miscellaneous Revenue	\$135,973	\$200,000	\$200,000	\$200,000
Other Financing Sources	\$84,906	\$23,521	\$21,899	\$21,899
<b>Total Revenue</b>	<b>\$3,296,216</b>	<b>\$2,615,044</b>	<b>\$2,269,882</b>	<b>\$2,269,882</b>
Salaries and Benefits	\$0	\$0	\$0	\$0
Services and Supplies	\$3,380,809	\$2,705,281	\$2,360,119	\$2,360,119
Other Charges	\$0	\$0	\$0	\$0
Fixed Assets	\$0	\$0	\$0	\$0
Other Financing Uses	\$0	\$0	\$0	\$0
Equity	\$0	\$0	\$0	\$0
Intrafund	\$0	\$0	\$0	\$0
Contingencies	\$0	\$0	\$0	\$0
<b>Gross Costs</b>	<b>\$3,380,809</b>	<b>\$2,705,281</b>	<b>\$2,360,119</b>	<b>\$2,360,119</b>
Fund Balance	(\$21,233)	\$0	\$0	\$0
<b>Net County Cost</b>	<b>\$105,826</b>	<b>\$90,237</b>	<b>\$90,237</b>	<b>\$90,237</b>

## PROGRAM DISCUSSION

At the proposed level of funding, the Department has projected funding for Provider health benefits through February 2012, based on current caseloads. This budget includes revenues of \$2,269,882 and appropriations of \$2,360,119, offset by a mandated County match contribution of \$90,237. Based on current projections, the Department has identified a critical need of \$133,642.

Under the approved labor agreement with United Domestic Workers of America (UDWA), the County is committed to contribute up to \$.60 per Individual Provider (IP) paid hour for Provider health benefits. In the 2011-2012 Recommended Proposed Budget, the IHSS PA Benefit projections is \$3,119,572, with a County share requirement of \$513,553. Realignment funding of \$289,674 supports 56% of the total required County share projection for this budget. The estimated paid hours of 4,865,952 were based on an assumption of flat caseload growth for Budget Year 2011-2012. The primary budget for provider benefits is \$2,919,572, which is augmented by \$200,000 to provide additional Providers with medical benefits utilizing Provider premium deductions.

The County share estimate is \$513,553 using the County composite rate of 17.6%, which reflects program growth not recognized after Fiscal Year 2009-2010, and the loss of approximately \$68,000 in funding from the elimination of the enhanced American Recovery and Reinvestment Act (ARRA) Federal Medicaid Assistance Percentage (FMAP). The ARRA temporarily increased the FMAP for all states retroactively to October 1, 2008, continuing through June 30, 2011 and shifted cost responsibility from states and counties to the federal level which helped to reduce the County share in Fiscal Year 2009-2010 and Fiscal Year 2010-2011.

Federal/State Budget Impacts:

On March 15<sup>th</sup>, 2011, the California legislature approved budget trailer bill language from Senate Bill (SB) 72. Local savings related to the approved SB 72 items affecting IHSS PA Benefits are uncertain at this time and have not been factored in any IHSS PA Benefits scenario. These are the following:

- ◆ The Budget Year 2011-2012 California State budget includes state legislature approval to include a savings to the State General Fund in anticipation of expected federal approval of a Community First Choice Option. The Community First Choice Option increases federal financial participation by 6%. The details of how the benefit of this 6% financial participation shift would



be implemented are still unknown. If the benefit of increased federal financial participation is implemented in the same way that ARRA FMAP was implemented, counties could receive a 2.1% benefit in the form of reduced county financial participation. For Stanislaus County, this decreased County cost would equate to a savings of approximately \$61,078 to IHSS PA Benefits and would reduce the unmet net County cost from \$133,642 to \$72,564.

- ◆ A requirement for IHSS recipients to have certification from a health care professional. The certification must state that personal care services are necessary to prevent out-of-home care. Local savings related to this legislative action are unknown at this time and not factored in any IHSS PA Benefits scenario.
- ◆ A realignment proposal that would potentially shift responsibility over realigned programs from counties to the state and vice versa. The proposal is not specific about the individual effects to various realigned programs that would be affected by the proposal. The proposal calls for a vast realignment of government services. The full scope of the impacts of this proposal is not yet known and has not been factored in any IHSS scenario.

The Agency will continue to monitor Federal/State Budget proposals and report back to the Board with any specific changes to program services and/or funding.

### **STAFFING IMPACTS**

Total current authorized positions— 0

### **RECOMMENDED PROPOSED BUDGET**

It is recommended that a budget of \$2,360,119 be approved for the Community Services Agency – In-Home Supportive Services Public Authority Benefits budget. This budget is funded from \$2,269,882 in estimated department revenue and a \$90,237 mandated County match contribution from the General Fund. It is recommended to review the projected critical need of \$133,642 as part of the 2011-2012 mid-year financial review process.

**STANISLAUS COUNTY, CALIFORNIA**  
**Budget Year 2011-2012**



**HUMAN SERVICES**  
**Administration**

**COMMUNITY SERVICES AGENCY—INTEGRATED CHILDREN'S SERVICES**

Budget Unit 1636 0045951  
 Special Revenue Fund

**SERVICES PROVIDED**

The Integrated Children's Services Fund (ICS) provides the County share of cost to support ICS core programs funded by Non-Federal Child Welfare Services (CWS) allocations that require a local match. Sources of funds are donations or contributions from local community partners.

**CASH BALANCE**

As of July 1, 2011, this fund is projected to have a positive cash balance of \$22,584 compared to \$0 on July 1, 2010. This fund was inactive during the prior fiscal year and therefore had no cash balance until reinstated by the Board of Supervisors on May 10, 2011. Budget operations are balanced to ensure that expenditures do not exceed available funds.

<b>CSA - Integrated Children's Services</b>				
<b>Classification</b>	<b>2009-2010 Actual</b>	<b>2010-2011 Adopted Budget</b>	<b>2011-2012 Requested Proposed Budget</b>	<b>2011-2012 Recommended Proposed Budget</b>
Taxes	\$0	\$0	\$0	\$0
Licenses, Permits, Franchises	\$0	\$0	\$0	\$0
Fines, Forfeitures, Penalties	\$0	\$0	\$0	\$0
Revenue from use of Assets	\$0	\$0	\$0	\$0
Intergovernmental Revenue	\$0	\$0	\$0	\$0
Charges for Service	\$50,000	\$0	\$0	\$0
Miscellaneous Revenue	\$0	\$0	\$144,540	\$144,540
Other Financing Sources	\$0	\$0	\$0	\$0
<b>Total Revenue</b>	<b>\$50,000</b>	<b>\$0</b>	<b>\$144,540</b>	<b>\$144,540</b>
Salaries and Benefits	\$0	\$0	\$0	\$0
Services and Supplies	\$0	\$0	\$0	\$0
Other Charges	\$0	\$0	\$0	\$0
Fixed Assets	\$0	\$0	\$0	\$0
Other Financing Uses	\$50,000	\$0	\$144,540	\$144,540
Equity	\$0	\$0	\$0	\$0
Intrafund	\$0	\$0	\$0	\$0
Contingencies	\$0	\$0	\$0	\$0
<b>Gross Costs</b>	<b>\$50,000</b>	<b>\$0</b>	<b>\$144,540</b>	<b>\$144,540</b>
<b>Fund Balance</b>	<b>\$0</b>	<b>\$0</b>	<b>\$0</b>	<b>\$0</b>
<b>Net County Cost</b>	<b>\$0</b>	<b>\$0</b>	<b>\$0</b>	<b>\$0</b>

**PROGRAM DISCUSSION**

At the proposed level of funding, the Department can maintain the current service goals to provide the County share of cost to support ICS core programs. This budget is supported by donations pledged to provide the local match for sober living services operated by Valley Recovery Resources as approved by the Board of Supervisors on May 10, 2011. All program services are accounted for within the CSA Services and Support budget.

**STAFFING IMPACTS**

Total current authorized positions— 0

**RECOMMENDED PROPOSED BUDGET**

It is recommended that a budget of \$144,540 be approved for the Community Services Agency – Integrated Children’s Services budget. This budget is funded from \$144,540 in estimated department revenue.

**STANISLAUS COUNTY, CALIFORNIA**

**Budget Year 2011-2012**

**HUMAN SERVICES**

**Aid Programs**



**COMMUNITY SERVICES AGENCY—PUBLIC ECONOMIC ASSISTANCE**

Budget Unit 1632 0045801

Special Revenue Fund

**SERVICES PROVIDED**

This budget provides cash aid to Stanislaus County families eligible for temporary economic assistance and to children requiring out-of-home placement on a temporary or permanent basis. All assistance payments to customers/clients are included in this budget. Welfare payments are referred to as Temporary Assistance to Needy Families (TANF) and/or California Work Opportunity and Responsibility to Kids (CalWORKs). Mandated by Federal and State laws, these caseload driven programs include CalWORKs All Other Families and Two Parent Families, Aid to Families with Dependent Children-Foster Care (AFDC/FC), Adoption Assistance Program (AAP), Kinship Guardianship Assistance Payment Program (Kin-GAP), Refugee Cash Assistance Program (RCA), Transitional Housing Program Plus (THP-Plus), and Cash Assistance Program for Immigrants (CAPI).

**CASH BALANCE**

As of July 1, 2011, this fund is projected to have a positive cash balance of \$1,227,524 compared to \$1,609,167 on July 1, 2010. The anticipated decrease in cash is due to the planned use of \$381,644 in fund balance as part of the Fiscal Year 2010-2011 budget. Scheduled cash advances, and cash reimbursements based on invoiced costs, are received from the State to cover the aid payments. Timing differences among adjusted cash advances, cash reimbursements, and actual incurred costs create either a positive or negative cash position depending on whether deferred revenue exceeds accounts receivable at fiscal year-end.

<b>CSA - Public Economic Assistance</b>				
<b>Classification</b>	<b>2009-2010 Actual</b>	<b>2010-2011 Adopted Budget</b>	<b>2011-2012 Requested Proposed Budget</b>	<b>2011-2012 Recommended Proposed Budget</b>
Taxes	\$0	\$0	\$0	\$0
Licenses, Permits, Franchises	\$0	\$0	\$0	\$0
Fines, Forfeitures, Penalties	\$0	\$0	\$0	\$0
Revenue from use of Assets	\$457	\$0	\$0	\$0
Intergovernmental Revenue	\$89,696,491	\$96,259,296	\$95,575,165	\$95,575,165
Charges for Service	\$0	\$0	\$0	\$0
Miscellaneous Revenue	\$467,680	\$405,984	\$0	\$0
Other Financing Sources	\$634,153	\$292,825	\$272,643	\$272,643
<b>Total Revenue</b>	<b>\$90,798,781</b>	<b>\$96,958,105</b>	<b>\$95,847,808</b>	<b>\$95,847,808</b>
Salaries and Benefits	\$0	\$0	\$0	\$0
Services and Supplies	\$0	\$0	\$0	\$0
Other Charges	\$91,863,550	\$99,336,256	\$98,225,959	\$98,225,959
Fixed Assets	\$0	\$0	\$0	\$0
Other Financing Uses	\$0	\$0	\$0	\$0
Equity	\$0	\$0	\$0	\$0
Intrafund	\$0	\$0	\$0	\$0
Contingencies	\$0	\$0	\$0	\$0
<b>Gross Costs</b>	<b>\$91,863,550</b>	<b>\$99,336,256</b>	<b>\$98,225,959</b>	<b>\$98,225,959</b>
<b>Fund Balance</b>	<b>(\$141,181)</b>	<b>\$0</b>	<b>\$0</b>	<b>\$0</b>
<b>Net County Cost</b>	<b>\$1,205,950</b>	<b>\$2,378,151</b>	<b>\$2,378,151</b>	<b>\$2,378,151</b>

## PROGRAM DISCUSSION

At the proposed level of funding, the Department projects funding for 95.6% of the Public Economic Assistance mandate, based on current caseloads. This budget includes estimated revenue of \$95,847,808 and appropriations of \$98,225,959, offset by a mandated County match contribution of \$2,378,151. Based on current projections, this will leave an estimated unfunded and unmet need of \$1,941,334 through fiscal year-end.

The programs in this budget are entitlement programs. As a result, Federal and State sharing ratios are legislated for each program and funding is open-ended with a required county share of cost. Federal/State revenues, estimated at \$90,575,868 are projected in accordance with expenditures estimates. The budget includes a reduction of Federal American Recovery and Reinvestment Act (ARRA) Federal Medicaid Assistance Percentage (FMAP) benefit to Foster Care (FC) and Adoptions Assistance Program (AAP) that will expire on June 30, 2011. This represents a \$329,624 decrease in federal revenue from the 2010-2011 Final Adopted Budget.

The Governor's suspension and redirection of the local County share of child support collections in Budget Year 2011-2012 to the State budget was adopted in Senate Bill 72. As a result, the Department has eliminated child support collections revenue from the Recommended Proposed Budget for Budget Year 2011-2012. This reduction represents a loss of \$405,984 in estimated revenue.

Service levels in Public Economic Assistance are significantly impacted due to the \$1,941,334 unmet need. The Department would not be able to provide services to 31.6% of Foster Care youths, denying services to an average of 180 youths per month. The additional County Match of \$1,941,334 would support a draw down of Federal and State funding of \$2,626,510 to fully fund this mandated program through June 30, 2012.

Major Programs/Level of Service Requested:

The Public Economic Assistance programs are entitlement programs that provide a prescribed level of aid payments to recipients once an eligibility determination is made. The Budget Year 2011-2012 projections reflect the most current local trends.

- ◆ CalWORKs – All Other Families and Two Parent Families – Appropriations are requested at \$59.4 million for All Other Families and \$14.2 million for Two Parent Families.

CalWORKs All Other Families caseload is expected to average 10,737 cases per month, a 3.7% increase from the Adopted Final Budget 2010-2011 level of 10,353. The CalWORKs Two Parent Families caseload is expected to average 2,035 cases per month, a 20.2% increase from the Adopted Final Budget 2010-2011 level of 1,693 cases per month. The increasing caseloads are reflective of recent trends in the State and local economy which lead to the increased number of low income families needing temporary support for their children. The Department also expects an impact from the April 2010 Federal discontinuance of extended unemployment benefits.

The CalWORKs All Other Families average grant is expected to decrease by 8.3% from the Adopted Final Budget 2010-2011 level of \$502.69 to \$461.14. The Two Parent Families average grant is projected to decrease 7.6% from the Adopted Final Budget 2010-2011 level of \$628.91 to \$581.15. The grant reductions are due primarily to the State legislated 8% decrease to Temporary Assistance for Needy Families (TANF) grant effective July 1, 2011 along with the fluctuation in the demographics of the assisted population and the actual fluctuation of earned income.

- ◆ Refugee Cash Assistance – The Refugee Cash Assistance projection of \$470,447 is projected based on an average caseload of 137 per month, an 8.7% increase from the 2010-2011 Adopted Final Budget forecast of 126 cases. The average grant of \$286.16 is a 4.4% decrease from the 2010-2011 Adopted Final Budget estimate of \$299.26. The Refugee Program is 100% federally funded and recognition of changes to the existing program will have no impact on the County General Fund.
- ◆ Cash Assistance Program for Immigrants (CAPI) – The CAPI projection of \$1.5 million is projected based on an average caseload of 189 per month, a 45.4% increase from the 2010-2011 Adopted Final Budget of 130. The average grant of \$674.19 per month is a 10% decrease from Adopted 2010-2011 Final Budget of \$748.83. The CAPI Program is 100% state funded and has no impact on the County General Fund.
- ◆ Foster Care (FC) – The Foster Care projected need totals \$14.4 million. This is from a combination of projected average monthly cases at 570, which reflects flat caseload growth from the 2010-2011 Adopted Final Budget level of 570, and an average grant of \$2,109.52, which represents a 23.4% increase from the Adopted Final Budget of \$1,709.17. The increase in the average grant reflects the most current eight (8) months experience plus the Federal Court Ordered increase to the Foster Family Home (FFH) rates. The FFH rate increase of \$170 is projected to increase the County share by \$283,387. It is important to note that growth trends and forecasts for the FC Program is contingent on maintaining current case management efforts within the Child and Family Services programs. The Department will monitor child safety issues closely and report back to the Board of Supervisors by mid-year if additional foster care funding will be required.
- ◆ Adoptions Assistance Program (AAP) – The Adoptions Assistance projected need is forecast at \$12.1 million. The projected Budget Year 2011-2012 caseload of 1,091 is a .9% increase from the 2010-2011 Adopted Final Budget of 1,081, and an average grant of \$922.50, which represents an 18.1% increase from the Adopted Final Budget of \$781.33. The increase in the average grant reflects the most current eight months experience plus the Court Ordered increase to the Foster Family Home (FFH) rates estimated at \$170 per case per month. The FFH rate increase of \$170 is projected to increase the County share by \$284,882.
- ◆ Kinship Guardianship Assistance Payment Program (Kin-GAP) – The Kin-GAP projection of \$345,862 consists of an average monthly caseload of 35, an 18.6% decrease from the 2010-2011 Adopted Final Budget level of 43, and an average grant of \$823.48, a 32.4% increase over the Adopted Final Budget of \$622.15. The increase in the average grant reflects the most current eight months experience plus the Federal Court Ordered increase to the Foster Family Home (FFH) rates estimated at \$170 per case per month. The FFH rate increase of \$170 is projected to increase the County share by \$15,065.
- ◆ Transitional Housing Program Plus (THP-Plus) – The THP-Plus projection of \$335,139 is based on 17 cases per month. The average grant of \$1,642.84 represents a decrease of \$20.41 from the

Adopted Final Budget of \$1,663.25. The current program, as approved by the California Department of Social Services (CDSS) funds 17 youth to participate and receive assistance which includes the My-Home Model Housing/Scatter Sites housing, employment services and emancipation savings account support. This program is 100% State funded and there is no impact to the County General Fund.

#### Federal/State Budget Impacts:

- ◆ With the passage of Senate Bill (SB) 72, there are potential cost savings that are not factored into the Recommended Proposed Budget estimates. The Department is analyzing the CalWORKs Program changes, and the local caseload and average grant impacts of SB 72, which may require budget adjustments at mid-year:

SB 72 reduced CalWORKs time limits for adults from the current federal time limit of 60-months to 48-months for adults. As of February 2011, over 6,761 cases will need to be evaluated to determine the adult's new CalWORKs time limit.

SB 72 implemented Incremental Grant Reductions (IGR) for certain CalWORKs Child Only cases: 5%, 10%, and 15% at months 61, 73, and 85 respectively. The Department estimates 6,066 cases will require analysis to determine SB 72 levels of eligibility.

SB 72 changed the calculations for Net Nonexempt Income (NNI). The new structure retains the \$225 disregard for Disability-Based Unearned Income (DBI), but limits the earned income. These changes will be used to calculate eligibility and grant amounts beginning with income reported in July 2011.

SB 72 requires an 8% grant reduction for Refugee Cash Assistance effective July 1, 2011. This grant reduction will require a budget adjustment with no impact to County share as RCA is 100% federally funded.

- ◆ The Governor's budget proposes a significant realignment of programs between the State and counties beginning in Budget Year 2011-2012 which will transfer program responsibility with the potential for additional funding and new revenues. Phase one includes realignment of the FC, AAP, Kin-GAP, THP-Plus, and SED programs. The proposal premise relies on adoption of a proposed June ballot initiative to extend existing sales tax and Vehicle License Fees, legislated to expire on June 30, 2011. The impact of this realignment proposal is not factored into the Proposed Budget. If the Legislature enacts this proposal, budget adjustments would be required.
- ◆ The United States District Court for the Northern District of California ordered the California Department of Social Services (CDSS) to amend the FC Group Home (GH) rate schedule annually to reflect changes in the California Necessities Index (CNI), no later than the first day of the State's fiscal year July 1. The Fiscal Year 2010-2011 CNI was 1.57%, increasing GH rates from a low of \$33 to a high of \$139 per case per month. Pending instructions from CDSS, this increase is not factored into The Proposed Budget; the Department will evaluate the impacts and include adjustments as needed at mid-year.

#### Other Impacts:

The Foster Care Program is the largest user, in total dollars, to the County share of cost in this budget: \$6.1 million of the \$9.6 million total, prior to offset by realignment. As a result, the Department continues to work closely with Behavioral Health & Recovery Services (BHRS) and the Probation Department, as the two other County agencies with case management oversight responsibility for children in out-of-home placement.

CSA and Probation recognize that the actual caseload and placement trends in Foster Care (FC) continue to escalate. As FC serves a vulnerable and statutorily mandated population in which child safety issues are paramount, CSA and Probation continue to evaluate the needs of the FC population and develop strategies to assure the most reasonable placement for FC youth. The agencies consistently research data to compare rates and levels of care for respective dependents/wards along with actual county share of costs and equity between the agencies.

Options for evaluating FC include placement systems for appropriate care at enhanced levels of Federal/State funding, as well as alternate strategies for revenue sharing between the agencies. The Departments will continue to strive for program and fiscal integrity that maximizes resources and reduces expenditures. Should any opportunities for improved Federal/State leveraging materialize through this review, the agencies will report back to the Board of Supervisors at a later date.

CSA has implemented a new program beginning January 1, 2011 called "Wraparound Services" which is a program alternative to high cost FC and AAP placements. Initial grant amounts are adjusted to reflect the current State approved Wraparound-reimbursement rate. The goal is to return children to live with their families/guardians or move to lower levels of care and be supported through intensive case management services. Over time, placement costs may be maintained through this program effort, and/or successful family outcomes could result in savings that would be reinvested in additional program services. Much analysis and return on investment research remains to be completed. However, Wraparound Services have produced positive child and fiscal outcomes in several other counties. The Department plans to develop a recommendation for Wraparound Services for the AAP in partnership with BHRS and Probation for implementation in Budget Year 2011-2012.

### **STAFFING IMPACTS**

Total current authorized positions— 0

### **RECOMMENDED PROPOSED BUDGET**

It is recommended that a budget of \$98,225,959 be approved for the Community Services Agency – Public Economic Assistance budget. This budget is funded from \$95,847,808 in estimated department revenue and a \$2,378,151 mandated County match contribution from the General Fund. It is recommended to review the projected unfunded critical need of \$1,941,334 as part of the 2011-2012 Mid-Year fiscal review process.



**STANISLAUS COUNTY, CALIFORNIA**  
**Budget Year 2011-2012**



**HUMAN SERVICES**  
**Aid Programs**

**COMMUNITY SERVICES AGENCY—SERIOUSLY EMOTIONALLY DISTURBED CHILDREN**

Budget Unit 1634 0045851  
 Special Revenue Fund

**SERVICES PROVIDED**

Assembly Bill (AB) 3632 (Chapter 1747, Statutes of 1984) and AB 882 (Chapter 1274, Statutes of 1985) mandate the Seriously Emotionally Disturbed (SED) Children’s Program and authorize the SED Program as a separate out-of-home care component. Its purpose is to ensure that students with special education needs, identified as being the result of an emotional condition, receive mental health services at no cost to the child or family. Behavioral Health and Recovery Services (BHRS) and the Stanislaus County Office of Education must provide residential placement, which includes counseling, case management and psychiatric services. If problems are less severe, day treatment services shall be provided. The primary focus is to work with children and families to treat mental health conditions that keep these children from taking full advantage of their education.

**CASH BALANCE**

As of July 1, 2011, this fund is projected to have a cash balance of \$0 compared to \$57,060 on July 1, 2010. Due to the Governor’s suspension of the SED mandate, effective July 1, 2010, Fund 1634 Seriously Emotional Disturbed Children was closed out at Mid-Year 2010-2011. The Department will eliminate this budget as of June 30, 2011.

<b>CSA - Seriously Emotionally Disturbed Children</b>				
<b>Classification</b>	<b>2009-2010 Actual</b>	<b>2010-2011 Adopted Budget</b>	<b>2011-2012 Requested Proposed Budget</b>	<b>2011-2012 Recommended Proposed Budget</b>
Taxes	\$0	\$0	\$0	\$0
Licenses, Permits, Franchises	\$0	\$0	\$0	\$0
Fines, Forfeitures, Penalties	\$0	\$0	\$0	\$0
Revenue from use of Assets	\$0	\$0	\$0	\$0
Intergovernmental Revenue	\$245,189	\$344,943	\$0	\$0
Charges for Service	\$211,076	\$0	\$0	\$0
Miscellaneous Revenue	\$0	\$0	\$0	\$0
Other Financing Sources	\$0	\$0	\$0	\$0
<b>Total Revenue</b>	<b>\$456,265</b>	<b>\$344,943</b>	<b>\$0</b>	<b>\$0</b>
Salaries and Benefits	\$0	\$0	\$0	\$0
Services and Supplies	\$0	\$0	\$0	\$0
Other Charges	\$478,598	\$583,181	\$0	\$0
Fixed Assets	\$0	\$0	\$0	\$0
Other Financing Uses	\$78,555	\$0	\$0	\$0
Equity	\$0	\$0	\$0	\$0
Intrafund	\$0	\$0	\$0	\$0
Contingencies	\$0	\$0	\$0	\$0
<b>Gross Costs</b>	<b>\$557,153</b>	<b>\$583,181</b>	<b>\$0</b>	<b>\$0</b>
<b>Fund Balance</b>	<b>\$1</b>	<b>\$0</b>	<b>\$0</b>	<b>\$0</b>
<b>Net County Cost</b>	<b>\$100,887</b>	<b>\$238,238</b>	<b>\$0</b>	<b>\$0</b>

## **PROGRAM DISCUSSION**

On October 8, 2010 the Governor vetoed funding for SED and declared the mandate suspended effective July 1, 2010. In alignment with that action, the Department in the 2010-2011 Mid-Year Financial Report recommended the elimination of this Fund as of June 30, 2011. As a result, no appropriations are recommended in Budget Year 2011-2012. The County Match contribution of \$238,238 will be returned to the County General Fund. In Fiscal Year 2010-2011, as the Governor suspended the mandate, the financial responsibility for ensuring the requirements of AB 3632 and Federal Individuals with Disabilities Education Act (IDEA) reverted back to the Department of Education. The legality of the former Governor's action was the subject of several Court actions including County of Sacramento v. State of California. Stanislaus County was authorized by the Board of Supervisors to join this suit in November 2010. In March 2011, the Court upheld the mandate suspension. BHRS has subsequently negotiated a payment agreement with the Stanislaus County Office of Education for reimbursement of all non-reimbursed County cost through June 30, 2011. Any reimbursement from SCOE for prior CSA SED placement costs would be returned to the General Fund.

### **Federal/State Budget Impacts:**

The California Department of Social Services (CDSS) and the California Department of Mental Health Services budgets include proposals to reinstate the AB 3632 mandate and funding in Budget Year 2011-2012. If the Legislature enacts either or both of these proposals, the Department will work with BHRS to analyze program and budget adjustments that may be required. If the original CDSS mandate is restored, the Department will continue to pay and claim BHRS authorized SED placement costs.

The Governor's CDSS budget proposes a significant realignment of programs between the State and counties beginning in Budget Year 2011-2012 which will allow counties to have primary program responsibility with additional funding and new revenues. Phase one includes realignment of the FC, AAP, Kin-GAP, and THP-Plus, and SED programs. The proposal premise relies on adoption of a proposed June ballot initiative to extend existing sales and Vehicle License Fees, legislated to expire on June 30, 2011. The proposal will require State Constitutional language which is still under negotiation and trailer bill language to implement the realignment, including implementation issues, allocations, and funding levels to be determined through future Legislative deliberations. The impact of this realignment proposal is not factored into the Proposed Budget.

## **STAFFING IMPACTS**

Total current authorized positions— 0

## **RECOMMENDED PROPOSED BUDGET**

There are no appropriations recommended for the Community Services Agency – Seriously Emotionally Disturbed budget. All fund balance reserves have been depleted in prior fiscal years and the Department will no longer use this budget. This budget is being included as part of the Recommended Proposed Budget due to the budget requirement imposed by the State Controller.



## **HEALTH SERVICES AGENCY**

### **MISSION STATEMENT**

The Health Services Agency mission is to:

- ◆ **Promote** wellness and healthy lifestyles;
- ◆ **Prevent** illness and injury;
- ◆ **Provide** quality care and treatment; and
- ◆ **Preserve** access to healthcare for the underserved.

Through leadership, continuous improvement, and teamwork.

### **OPERATIONAL PRIORITIES**

The Operational Priorities for Health Services Agency for the 2011-2012 Budget Year include:

- ◆ Prepare the Public Health division for accreditation focusing on national standards. Efforts to include efficiency improvements, staff development efforts as well as improvements in internal and external communications;
- ◆ Manage effectively the Medically Indigent Adult program in order to provide quality and medically necessary care while containing costs and meeting the State mandate;
- ◆ Prepare for federal health reform including the work with stakeholder groups and consultants to determine feasibility of a Stanislaus County Low Income Health Program;
- ◆ Working within the Board of Supervisors and Community Health Centers Board direction, continue to identify cost saving and revenue enhancing strategies to achieve fiscal targets in the clinic system while serving the medical needs of the underserved community; and,
- ◆ Continue implementation of an Electronic Medical Records and Practice Management system in the Agency while maintaining volume of patient visits.

**STANISLAUS COUNTY, CALIFORNIA**  
**Budget Year 2011-2012**



**HUMAN SERVICES**  
**Health**

**HEALTH SERVICES AGENCY—ADMINISTRATION**

Budget Unit 1401 1301000  
 Special Revenue Fund

**SERVICES PROVIDED**

The Health Services Agency (HSA) – Administration budget provides oversight and support for the Agency’s Ambulatory Clinics and Ancillary Services, Public Health Division Services, the Indigent Health Care Program (IHCP), and the Health Coverage and Quality Services Division. Specific overhead functions included in this budget are Administration, Payroll/Human Resources, Patient Accounting, Information Services, Materials Management, HSA Volunteers, Plant Operations, Security, Training, Safety & Ergonomics, General Accounting, Accounts Payable and Environmental Services & Communications. Costs for this budget are allocated out to the other HSA divisions, much like the County Cost Allocation Plan (CAP) costs are allocated to departments, through a variety of allocation methodologies.

**CASH BALANCE**

As of July 1, 2011 this fund is projected to have a positive cash balance of approximately \$80,000 compared to a positive balance of \$88,918 on July 1, 2010. The decrease of approximately \$9,000 is the result of changes in the Department’s allocation process for costs of various HSA functions that occurred as a result of position vacancies and efficiency initiatives throughout the Department.

<b>Health Services Agency - Administration</b>				
<b>Classification</b>	<b>2009-2010 Actual</b>	<b>2010-2011 Adopted Budget</b>	<b>2011-2012 Requested Proposed Budget</b>	<b>2011-2012 Recommended Proposed Budget</b>
Taxes	\$0	\$0	\$0	\$0
Licenses, Permits, Franchises	\$0	\$0	\$0	\$0
Fines, Forfeitures, Penalties	\$0	\$0	\$0	\$0
Revenue from use of Assets	\$10,200	\$8,987	\$8,400	\$8,400
Intergovernmental Revenue	(\$277,492)	\$38,113	\$52,870	\$52,870
Charges for Service	\$6,145,010	\$6,491,298	\$7,128,230	\$7,128,230
Miscellaneous Revenue	\$135	\$0	\$100,000	\$100,000
Other Financing Sources	\$109,400	\$0	\$0	\$0
<b>Total Revenue</b>	<b>\$5,987,253</b>	<b>\$6,538,398</b>	<b>\$7,289,500</b>	<b>\$7,289,500</b>
Salaries and Benefits	\$5,974,722	\$6,498,445	\$6,527,898	\$6,527,898
Services and Supplies	\$1,171,558	\$1,534,187	\$2,129,330	\$2,129,330
Other Charges	\$1,736,312	\$1,715,130	\$1,563,300	\$1,563,300
Fixed Assets	\$0	\$0	\$0	\$0
Other Financing Uses	\$158,836	\$0	\$0	\$0
Equity	\$0	\$0	\$0	\$0
Intrafund	(\$3,054,175)	(\$3,209,364)	(\$2,931,028)	(\$2,931,028)
Contingencies	\$0	\$0	\$0	\$0
<b>Gross Costs</b>	<b>\$5,987,253</b>	<b>\$6,538,398</b>	<b>\$7,289,500</b>	<b>\$7,289,500</b>
Fund Balance	\$0	\$0	\$0	\$0
Net County Cost	\$0	\$0	\$0	\$0

## **PROGRAM DISCUSSION**

At the proposed level of funding, the Department can maintain its current level of operations by providing oversight and support for the Agency's Ambulatory Clinics and Ancillary Services, Public Health Division Services, and the Indigent Health Care Program (IHCP). Costs for this budget are allocated to other Health Services Agency divisions, much like the County Cost Allocation Plan (CAP) costs are allocated to departments, through a variety of allocation methodologies.

The Department continues to review previously implemented initiatives aimed at fiscal stability and identifying new initiatives which could possibly reduce the Agency's overall costs.

New cost savings initiatives that have been identified include using a Sr. Custodian, (currently assigned to the day shift) to act as lead on both the day and evening shifts thereby enabling the Agency to move one Sr. Custodian position to the vacant unfunded list, as approved by the Board of Supervisors on May 17, 2011.

Additionally, the Agency is currently planning an upgrade from its old increasingly unreliable ATT Centrex dial tone telephone system to a new VoIP (Voice over Internet Protocol) system. Transitioning to this new technology will significantly reduce the Agency's annual telephone expenses and will result in a full return on investment within four years. The net external cost of this project is estimated to be approximately \$860,000 and would be funded by \$318,000 of Public Facilities Fees (PFF) funds and Clinics and Ancillary revenue.

During Budget Year 2011-2012, the Health Services Agency will work with CEO-Capital Projects and GSA Facilities Maintenance staff to complete an evaluation of moving Department functions off of the Central Plant located at County Center II, to include spacing options using existing County and additional leased space to house all Department functions currently on the County Center II Central Plant. Additionally, an evaluation and cost estimates to reengineer Public Health to remain on County Center II will be completed.

## **STAFFING IMPACTS**

The Board of Supervisors approved a reduction-in-force action on May 17, 2011, deleting seven filled positions and unfunding two vacant positions effective July 15, 2011. One of the nine positions impacted is from this budget.

Total current authorized positions after approval of this action— 83

There are no recommended changes to the current level of staffing in the Proposed Budget.

Total recommended authorized positions— 83

## **RECOMMENDED PROPOSED BUDGET**

It is recommended that a budget of \$7,289,500 be approved for the Health Services Agency (HSA) – Administration budget. This budget is funded from \$7,289,500 in estimated department revenue.



**HUMAN SERVICES**  
**Health**

**HEALTH SERVICES AGENCY—CLINICS AND ANCILLARY SERVICES**

Budget Unit 4051 1010001  
Enterprise Fund

**SERVICES PROVIDED**

The Health Services Agency (HSA) – Clinics and Ancillary Services budget provides primary care, specialty care, and the ancillary services that support this care (pharmacy and rehabilitation services) to approximately 48,000 unique patients annually, primarily representing the uninsured, Medi-Cal and County indigent population. Clinic services are currently provided at six medical office locations throughout the County and include: family medicine; pediatrics; integrated behavioral health services; prenatal care; obstetrical care; women's health care and family planning; immunizations; treatment of sexually transmitted diseases (STD's); well child check-ups; urgent care; and adult and pediatric specialty care including orthopedics, otolaryngology (ENT), neurology, ophthalmology, general surgery (lump and bump), gastroenterology, HEP C, oncology, urology, podiatry and neurosurgery. Full service rehabilitation services including physical therapy, occupational therapy, audiology, and wound care services are also provided.

The non-profit Valley Consortium for Medical Education was formed in May 2009 and became the sponsor of a new family medicine residency program as of July 1, 2010. The founding members of the consortium are Stanislaus County, Doctors Medical Center and Memorial Medical Center. The new family medicine residency program, The Valley Family Medicine Residency Program of Modesto, is receiving graduate medical education funding from the Center for Medicare and Medicaid Services (CMS). The new program has received Accreditation Council for Graduate Medical Education (ACGME) accreditation. Through this three-year residency program, approximately 30 family practice residents will be in training annually and are an integral part of the County's primary care clinic system. Outpatient training is performed in the Agency's medical offices and inpatient training will occur at member organizations.

The academic medical training for the residency program is supported through Scenic Faculty Medical Group, a "core" medical staff representing primarily Family Practice, Pediatrics and Obstetrics/Gynecology. In addition, approximately 80 community physicians provide teaching and specialty services to HSA clients in the Agency's specialty clinics. Professional staffing of the Urgent Care operations is provided under contract by California Healthcare Medical Billing.

**CASH BALANCE**

As of July 1, 2011, this fund is projected to have a negative cash balance of approximately \$6.3 million compared to the July 1, 2010 positive cash balance of \$28,294.34. In accordance with generally accepted accounting standards and the preparation of County's Annual Financial Report, any negative cash balances in the various funds are reclassified from a negative asset to a liability for financial statement presentation. Subsequent to year-end (in July), all reclassification entries are then reversed.

While the July 1, 2010 cash balance in the County's financial accounting system for the Clinics and Ancillary Fund shows a positive cash balance of \$28,294.34, the actual negative cash balance (before reclassification) was \$3,706,035.

The decrease is attributed to the following: lower than anticipated Medi-Cal Prospective Payment System (PPS) reconciliation payments for Fiscal Years ending June 30, 2009 and June 30, 2010, lower than anticipated interim Medi-Cal PPS rate payments on a prospective basis, as well as a transfer of approximately \$2.3 million to Health Services Agency – Indigent Health Care Program (IHCP) to cover it's Fiscal-Year 2010-2011 operating deficit resulting from increased caseload growth and changes to

patient liability and share of cost, as approved by the Board of Supervisors on April 5, 2011 following a public hearing. It is anticipated that, following the Federal audit and final approval of the Medi-Cal PPS rate, to occur by Budget Year 2012-2013, the cash balance for Clinics and Ancillary Services will substantially improve.

<b>Health Services Agency - Clinic and Ancillary Svcs</b>				
<b>Classification</b>	<b>2009-2010 Actual</b>	<b>2010-2011 Adopted Budget</b>	<b>2011-2012 Requested Proposed Budget</b>	<b>2011-2012 Recommended Proposed Budget</b>
Taxes	\$0	\$0	\$0	\$0
Licenses, Permits, Franchises	\$0	\$0	\$0	\$0
Fines, Forfeitures, Penalties	\$0	\$0	\$0	\$0
Revenue from use of Assets	(\$101,385)	\$0	\$0	\$0
Intergovernmental Revenue	\$423,193	\$370,446	\$156,503	\$156,503
Charges for Service	\$42,307,271	\$37,805,809	\$39,262,061	\$39,262,061
Miscellaneous Revenue	\$1,367,591	\$548,130	\$373,774	\$373,774
Other Financing Sources	\$2,821,795	\$3,403,130	\$2,517,862	\$2,517,862
<b>Total Revenue</b>	<b>\$46,818,465</b>	<b>\$42,127,515</b>	<b>\$42,310,200</b>	<b>\$42,310,200</b>
Salaries and Benefits	\$19,743,030	\$18,359,737	\$18,997,400	\$18,997,400
Services and Supplies	\$17,742,216	\$15,931,198	\$16,331,638	\$16,331,638
Other Charges	\$8,704,610	\$10,374,885	\$10,485,209	\$10,485,209
Fixed Assets				
Equipment	\$0	\$206,360	\$208,336	\$208,336
Other Financing Uses	\$390,637	\$0	\$0	\$0
Equity	\$0	\$0	\$0	\$0
Intrafund	\$0	\$0	\$0	\$0
Contingencies	\$0	\$0	\$0	\$0
<b>Gross Costs</b>	<b>\$46,580,493</b>	<b>\$44,872,180</b>	<b>\$46,022,583</b>	<b>\$46,022,583</b>
Retained Earnings	(\$3,118,628)	\$2,688	(\$1,014)	(\$1,014)
<b>Net County Cost</b>	<b>\$2,880,656</b>	<b>\$2,741,977</b>	<b>\$3,713,397</b>	<b>\$3,713,397</b>

## PROGRAM DISCUSSION

At the proposed level of funding, the Department can maintain the current level of service: primary care clinics, specialty care, rehabilitation care, integrated behavioral health services in its primary care clinics as well as pharmacy services for County patients. Annually, the Clinics and Ancillary Services conducts over 218,000 patient visits.

This budget is primarily funded as follows: charges for services to clients and/or third party payers, such as, but not limited to, the Stanislaus County Indigent Health Care Program, Medi-Cal, Medi-Cal Anthem/Blue Cross Managed Care, Medi-Cal Health Net Managed Care, and Medicare, as well as a planned County General Fund contribution of \$3,713,397. The General Fund contribution has decreased from Fiscal Year 2008-2009 to now by \$903,807.

As a continuous improvement initiative, Department management continues to review previously implemented initiatives aimed at fiscal stability (to ensure projections are/were on target) and is also continuing to identify new initiatives which could possibly reduce the Health Services Agency's ongoing need for County Match. As additional initiatives are identified and the savings quantified, the Agency will return to the Board of Supervisors for approval as needed.

While the Health Services Agency - Clinics and Ancillary Services budget has faced significant financial challenges in the past, the Board of Supervisors approved an initiative to prepare and seek the designation of Federally Qualified Health Center Look-Alike (FQHC-LA) for the primary care clinics. The FQHC-LA was a crucial element in the Agency's three-year strategic plan adopted by the Board on September 13, 2005 and failure to receive this Federal designation would have jeopardized the County's ability to continue to provide access to health care to approximately 10% of the County's population. On September 24, 2007, the Health Services Agency was informed that its application for the FQHC-LA designation was approved, which has resulted in enhanced revenues estimated at over \$8.0 million annually. As of December 31, 2009, the Agency submitted it's Final Medi-Cal PPS rate-

setting reports for the Agency's base year i.e. Fiscal Year 2008-2009. However, while the State has acknowledged receipt of these reports and this April began paying the FQHC-LA Clinics prospectively based on these "as submitted" rates, the State does have three years in which to audit the submittals and approve the Final Medi-Cal PPS Rates.

Within the Clinics and Ancillary Services division, the Community Health Center Board is composed of eleven community members, six of whom are clinic users, and is charged with oversight and guidance of the clinic operations, including approval of the budget within available appropriations. On May 4, 2011 the Community Health Center Board approved the portion of the Recommended Proposed Budget over which it has authority, subject to revision as new information becomes available.

The Department has seen an increase in its Information Technology (IT) workload as a result of the continued implementation and support of the Electronic Medical Records system, specifically in the area of automation of data uploads. The Agency is requesting to reclassify downward a vacant Staff Nurse III position to a Software Developer II. This position will be responsible for ad hoc managerial reports, process automation, forms development, website development and maintenance, liaison with other County Departments and other development and automation tasks, through the development and maintenance of customized computer code.

### **STAFFING IMPACTS**

The Department has requested to reclassify one vacant Staff Nurse III position downward to a Software Developer II. The Department has further requested to reclassify the Nursing Assistant job classification and positions to better reflect the current needs in the clinics. It is recommended that a classification study be conducted.

Total current authorized positions— 197

It is recommended to reclassify one vacant Staff Nurse III position to a Software Developer II.

Total recommended authorized positions— 197

### **RECOMMENDED PROPOSED BUDGET**

It is recommended that a budget of \$46,022,583 be approved for the Health Services Agency – Clinics and Ancillary Services budget. This budget is funded from \$42,310,200 in estimated department revenue and a \$3,713,397 County match contribution from the General Fund, resulting in a positive contribution of \$1,014 to departmental retained earnings.



**STANISLAUS COUNTY, CALIFORNIA**  
**Budget Year 2011-2012**



**HUMAN SERVICES**  
**Health**

**HEALTH SERVICES AGENCY—EMERGENCY MEDICAL SERVICES**  
**DISCRETIONARY FUND**

Budget Unit 1429 1210001  
 Special Revenue Fund

**SERVICES PROVIDED**

The Health and Safety Code requires the County to establish and coordinate the system that provides emergency medical care in the region. To provide these services, the County has historically contracted with Mountain Valley Emergency Medical Services Agency, a regional Emergency Medical Services (EMS) agency of five participating counties.

**CASH BALANCE**

The cash balance is projected to be \$139,130 on July 1, 2011, compared to \$161,329 on July 1, 2010. The revenues come from SB 12/612 Maddy funds, which include fines and fees collected by the courts.

<b>Health Services Agency - EMS Discretionary Fund</b>				
<b>Classification</b>	<b>2009-2010 Actual</b>	<b>2010-2011 Adopted Budget</b>	<b>2011-2012 Requested Proposed Budget</b>	<b>2011-2012 Recommended Proposed Budget</b>
Taxes	\$0	\$0	\$0	\$0
Licenses, Permits, Franchises	\$0	\$0	\$0	\$0
Fines, Forfeitures, Penalties	\$132,603	\$115,000	\$200,000	\$200,000
Revenue from use of Assets	\$1,555	\$5,000	\$5,000	\$5,000
Intergovernmental Revenue	\$0	\$0	\$0	\$0
Charges for Service	\$0	\$0	\$0	\$0
Miscellaneous Revenue	\$0	\$0	\$0	\$0
Other Financing Sources	\$0	\$0	\$0	\$0
<b>Total Revenue</b>	<b>\$134,158</b>	<b>\$120,000</b>	<b>\$205,000</b>	<b>\$205,000</b>
Salaries and Benefits	\$74,221	\$92,850	\$89,785	\$89,785
Services and Supplies	\$109,189	\$105,105	\$115,215	\$115,215
Other Charges	\$0	\$0	\$0	\$0
Fixed Assets	\$0	\$0	\$0	\$0
Other Financing Uses	\$2,517	\$100	\$0	\$0
Equity	\$0	\$0	\$0	\$0
Intrafund	\$0	\$0	\$0	\$0
Contingencies	\$0	\$0	\$0	\$0
<b>Gross Costs</b>	<b>\$185,927</b>	<b>\$198,055</b>	<b>\$205,000</b>	<b>\$205,000</b>
<b>Fund Balance</b>	<b>\$51,769</b>	<b>\$78,055</b>	<b>\$0</b>	<b>\$0</b>
<b>Net County Cost</b>	<b>\$0</b>	<b>\$0</b>	<b>\$0</b>	<b>\$0</b>

**PROGRAM DISCUSSION**

At the proposed level of funding, the Health Services Agency will maintain the contract with the Mountain Valley Emergency Medical Services Agency to administer local emergency services for Fiscal Year 2011-2012. The revenues used to pay for these services come from SB 12/612 Maddy Funds, which include fines and fees collected by the courts. In addition, the program will continue to fund the staffing costs of the Medical/Health Operational Area Coordinator (MHOAC) who facilitates the coordination of mutual aid and other emergency operation within the Operational Area (County) to respond to any medical disaster by mobilizing and coordinating emergency medical services mutual aid

resources to mitigate health problems. In cooperation with various agencies, the MHOAC is responsible for ensuring the development of a medical and health disaster plan for the Operational Area.

On December 22, 2009, the Board of Supervisors authorized the Health Services Agency to enter into the annual operating agreement with Mountain Valley Emergency Medical Services Agency (MVEMS) for the Fiscal Year 2010-2011. Based upon a level of dissatisfaction with the relationship with MVEMS, on December 22, 2009 the Board of Supervisors authorized the exercising of the Joint Powers Agreement termination provisions and authorized a consulting project for a needs assessment and development of a recommended alternative arrangement and implementation plan. Following that action, the consulting project was launched and a courtesy notice of intent to terminate was sent to the members of the JPA Board of Directors, followed by a copy of the consultant's report. The MVEMS JPA board made a decision to change leadership of the MVEMS operation. A follow up recommendation was made to the Board of Supervisors on March 1, 2011. The County's decision is to remain in the JPA and to monitor necessary improvements.

The Department faces fiscal uncertainty due to pending legislation. State budget negotiations continue regarding the possible diversion of Maddy Funds to the State Medi-Cal program. There is no information at this time on how this would be implemented or exact amount to be diverted if the legislation passed.

### **STAFFING IMPACTS**

Total current authorized positions— 0

### **RECOMMENDED PROPOSED BUDGET**

It is recommended that a budget of \$205,000 be approved for the Health Services Agency - Emergency Medical Services Discretionary Fund. This budget is funded from \$205,000 in estimated department revenue.

**STANISLAUS COUNTY, CALIFORNIA**  
**Budget Year 2011-2012**



**HUMAN SERVICES**  
**Health Care**

**HEALTH SERVICES AGENCY—HEALTH COVERAGE AND QUALITY SERVICES**

Budget Unit 1403 1400001  
 Special Revenue Fund

**SERVICES PROVIDED**

The Health Services Agency – Health Coverage and Quality Services (HCQS) budget provided for a continued level of service and was funded by negotiated fees paid by Blue Cross of California. This funding ultimately reimbursed various Health Services Agency divisions and was used in the following major areas: Managed Care Contracting and Administration; Credentialing of providers for all payers and programs; Internal Training and Support; Risk Management and Quality Improvement programs; Medi-Cal and Healthy Families outreach.

**CASH BALANCE**

As of July 1, 2011, this fund is projected to have a \$0 cash balance compared to the July 1, 2010 positive balance of \$477,853. The decrease is attributed to the planned use of all fund balance reserves to support program operations in Fiscal Year 2010-2011 in the Agency's Public Health and Indigent Health Care Programs. This fund is closed out and has been incorporated with the Health Services Agency Clinics and Ancillary Services budget.

<b>Health Services Agency - Health Coverage &amp; Quality Svcs</b>				
<b>Classification</b>	<b>2009-2010 Actual</b>	<b>2010-2011 Adopted Budget</b>	<b>2011-2012 Requested Proposed Budget</b>	<b>2011-2012 Recommended Proposed Budget</b>
Taxes	\$0	\$0	\$0	\$0
Licenses, Permits, Franchises	\$0	\$0	\$0	\$0
Fines, Forfeitures, Penalties	\$0	\$0	\$0	\$0
Revenue from use of Assets	\$8,101	\$0	\$0	\$0
Intergovernmental Revenue	\$0	\$0	\$0	\$0
Charges for Service	\$0	\$0	\$0	\$0
Miscellaneous Revenue	\$0	\$0	\$0	\$0
Other Financing Sources	\$0	\$0	\$0	\$0
<b>Total Revenue</b>	<b>\$8,101</b>	<b>\$0</b>	<b>\$0</b>	<b>\$0</b>
Salaries and Benefits	\$0	\$0	\$0	\$0
Services and Supplies	\$0	\$0	\$0	\$0
Other Charges	\$0	\$0	\$0	\$0
Fixed Assets	\$0	\$0	\$0	\$0
Other Financing Uses	\$643,009	\$0	\$0	\$0
Equity	\$0	\$0	\$0	\$0
Intrafund	\$0	\$0	\$0	\$0
Contingencies	\$0	\$0	\$0	\$0
<b>Gross Costs</b>	<b>\$643,009</b>	<b>\$0</b>	<b>\$0</b>	<b>\$0</b>
<b>Fund Balance</b>	<b>\$634,908</b>	<b>\$0</b>	<b>\$0</b>	<b>\$0</b>
<b>Net County Cost</b>	<b>\$0</b>	<b>\$0</b>	<b>\$0</b>	<b>\$0</b>

**PROGRAM DISCUSSION**

During Fiscal Year 2008-2009, the Health Services Agency identified a cost savings initiative aimed at aligning all duties in the appropriate budget unit. One of these alignments was the consolidation of Health Coverage and Quality Services (HCQS) budget into the appropriate budgets based on

applicable duties. The Department determined that all duties associated with managed care contracting and administration, provider credentialing, chart auditing/quality improvement programs as well as Medi-Cal and Healthy Families outreach should be transferred to the Clinics and Ancillary Budget and all risk management and overall contract administration duties should be transferred to the Health Services Agency-Administration budget. The appropriate transfers and consolidations have been completed for HCQS and the Agency will no longer maintain a separate budget for this fund.

#### **STAFFING IMPACTS**

Total current authorized positions— 0

#### **RECOMMENDED PROPOSED BUDGET**

It is recommended that no appropriations be budgeted for the Health Services Agency – Health Coverage and Quality Services budget. As reported in the 2009-2010 Final Budget, the Department stopped using this budget effective June 30, 2010. This budget is being included as part of the Recommended Proposed Budget due to State Controller budget requirements.

**STANISLAUS COUNTY, CALIFORNIA**  
**Budget Year 2011-2012**

**HUMAN SERVICES**  
**Health**



**HEALTH SERVICES AGENCY—INDIGENT HEALTH CARE PROGRAM**

Budget Unit 1404 1501000  
Special Revenue Fund

**SERVICES PROVIDED**

Welfare and Institutions (W&I) Code, Section 17000 requires that, “Every county shall relieve and support all incompetent, poor indigent persons, and those incapacitated by age, disease, or accident, lawfully resident therein, when such persons are not supported or relieved by their relatives or friends, by their own means, or by State or private institutions.” Accordingly, except for administrative costs, Indigent Health Care Program (IHCP) funding will be directed for the provision of medical and dental services for qualified Medically Indigent Adults (MIA).

The Indigent Health Care Program uses realignment revenue and mandated county match to reimburse health care providers for care delivered to Medically Indigent Adults.

IHCP beneficiaries may receive primary and specialty care, dental, emergency room, inpatient and outpatient services. All patients must first apply to the program and meet residency, income, and asset criteria established by the Board of Supervisors. All services to be delivered by providers outside of the Health Services Agency require prior authorization. The IHCP utilization management nurses, supported by physician medical reviewers, are responsible for the review function related to such authorization requests and perform concurrent review on site at Doctor’s Medical Center.

IHCP staff adjudicates claims, by applying a staff-maintained fee schedule, contractual obligations, and medical billing standards. Claims are adjudicated through medical claims software that receives many claims electronically. IHCP is also responsible for coordinating fair hearings for program applicants relating to denials of applications and other program services. Analytical support to Agency administration for various initiatives is also provided. Other financial and operational functions include State and management reporting, and the evaluation, interpretation and implementation of new legislation.

The Stanislaus County Children and Families Commission has contracted with the Health Services Agency (HSA) for the Healthy Cubs (HCUBS) Program since January of 2003. The program consists of two primary components: 1) to provide health care access and health services to pregnant women and children aged 0-5 in families with an income less than 300% of the Federal Poverty Level; and 2) to refer and qualify applicants for other health programs funded by other levels of government, non-profits, foundations, or the private sector (Medi-Cal, Healthy Families, or Kaiser Kids, for example). For five years, HCUBS has served as the provider of last resort when eligible applicants do not qualify for any other health access programs. Services offered to children and pregnant woman enrolled through HCUBS will include only: 1) those services available at the Stanislaus County Health Services Agency medical offices and pharmacy to include primary medical care, ambulatory specialty care, pharmaceuticals and rehabilitation services such as physical therapy, 2) those primary and obstetrical care and pharmacy services offered at a Golden Valley Health Center location within the County of Stanislaus, 3) those primary and obstetrical services offered at the Oakdale Community Health Center and Riverbank Community Health Center, 4) dental care offered at various contracted locations throughout Stanislaus County, and 5) laboratory and radiology services will be performed with contracted providers within Stanislaus County. Services not defined above, including but not limited to inpatient care, are not included in this Agreement.

## CASH BALANCE

As of July 1, 2011, this fund is projected to have a \$0 cash balance compared to the July 1, 2010 negative cash balance of \$121,245. The Department is anticipating a transfer in from Clinics and Ancillary Fund 4051 of up to \$2.3 million to cover the Medically Indigent Adult program operating loss on June 30, 2011, as approved by the Board of Supervisors on May 3, 2011.

<b>Health Services Agency - Indigent Health Care</b>				
<b>Classification</b>	<b>2009-2010 Actual</b>	<b>2010-2011 Adopted Budget</b>	<b>2011-2012 Requested Proposed Budget</b>	<b>2011-2012 Recommended Proposed Budget</b>
Taxes	\$0	\$0	\$0	\$0
Licenses, Permits, Franchises	\$0	\$0	\$0	\$0
Fines, Forfeitures, Penalties	\$0	\$0	\$0	\$0
Revenue from use of Assets	\$271	\$600	\$500	\$500
Intergovernmental Revenue	\$2,451,814	\$2,648,230	\$2,687,965	\$2,687,965
Charges for Service	\$985,767	\$1,331,047	\$861,680	\$861,680
Miscellaneous Revenue	\$473	\$500	\$500	\$500
Other Financing Sources	\$7,806,850	\$7,190,778	\$7,082,653	\$7,082,653
<b>Total Revenue</b>	<b>\$11,245,175</b>	<b>\$11,171,155</b>	<b>\$10,633,298</b>	<b>\$10,633,298</b>
Salaries and Benefits	\$2,308,348	\$2,545,035	\$2,619,367	\$2,619,367
Services and Supplies	\$194,978	\$211,135	\$295,405	\$295,405
Other Charges	\$11,428,658	\$10,265,072	\$9,569,113	\$9,569,113
Fixed Assets	\$0	\$0	\$0	\$0
Other Financing Uses	\$63,719	\$2,000	\$1,500	\$1,500
Equity	\$0	\$0	\$0	\$0
Intrafund	\$0	\$0	\$0	\$0
Contingencies	\$0	\$0	\$0	\$0
<b>Gross Costs</b>	<b>\$13,995,703</b>	<b>\$13,023,242</b>	<b>\$12,485,385</b>	<b>\$12,485,385</b>
Fund Balance	\$715,268	\$0	\$0	\$0
<b>Net County Cost</b>	<b>\$2,035,260</b>	<b>\$1,852,087</b>	<b>\$1,852,087</b>	<b>\$1,852,087</b>

## PROGRAM DISCUSSION

At the proposed level of funding, the HSA – Indigent Health Care Program (IHCP) anticipates an unfunded unmet need of over \$2.9 million. IHCP continues to face significant potential fiscal and program exposures due to new challenges and ongoing issues resulting from MIA program policy changes implemented since Fiscal Year 2009–2010. Some of the issues affecting the operations of IHCP in Budget Year 2011-2012 include the following:

- ◆ The impact of the slow economy: decreased or flat program revenues, increase in applications and enrollment.
- ◆ The IHCP policy of collecting the patient share of cost or co-pay at the time of service changed. Effective February 1, 2010, treatment and services provided to the IHCP population may not be denied or delayed based on the patient's inability to pay all or any part of their financial obligations at the time of service.
- ◆ On March 30, 2010, the Stanislaus County Board of Supervisors (BOS) approved the rescinding of the reduction to the Income Limits at which patient cost sharing applies and the increase in patient cost sharing, specifically for major restorative dental services in the Medically Indigent Adult Program. This reinstated the respective policy that existed prior to the Board of Supervisors action on September 1, 2009. These changes went into effect April 1, 2010.
- ◆ In Fiscal Year 2009-2010, IHCP experienced an increase of 12% in the number of IHCP enrollees compared to the prior year. By June 30, 2011, IHCP anticipates an additional 6% increase in enrollees and is budgeting an additional increase of 5% for Budget Year 2011-2012. At an average cost per patient of \$1,718, IHCP has increased the medical services allocation in anticipation of the increase in enrollment.

- ◆ The revision of existing County policy to eliminate co-payment and share of cost eligibility categories in the MIA Program and establish a Hardship Eligibility category which provides eligibility with patient share of cost requirements for applicants with income between 117% - 223% of the Federal Poverty Level effective May 1, 2011. Litigation continues on patient liability/share of cost issues.

It is estimated that the most recent policy changes will result in an increase in the MIA program expenditures of approximately \$130,000 to \$205,000 annually; however, actual costs would be based on the actual applicants, enrollment and utilization of covered services under the MIA program. The overall annual fiscal exposure for 2011-2012 is estimated at approximately \$2.9 million based on increased enrollment and utilization, as well as all policy changes related to patient liability and cost sharing. At the end of Fiscal Year 2010-2011, the Department is anticipating a transfer of up to \$2.3 million from the Clinics & Ancillary Services to cover IHCP's operating loss. However, there is no new external revenue anticipated to offset these costs in Budget Year 2011-2012. MIA services are mandated regardless of funding levels and the County is required to provide or arrange for the provision of medical services for the indigent residents of the County. The Proposed Budget is balanced for budget balancing purposes; however, the program is anticipating an operating loss of over \$2.9 million in 2011-2012. The unfunded exposure will be addressed during the coming year.

In a continued effort to operate as efficiently as possible, the following initiatives are under review:

- ◆ Reviewing the possibility of participation in the Low Income Health Program (LIHP). This program provides 50% federal matching funds for medical care provided to LIHP participants. The County has submitted a non-binding application for this program in order to receive technical assistance. Made possible by a planning grant from the Blue Shield of California Foundation, the Health Services Agency has contracted with Health Management Associates, a private consulting firm, to assist HSA staff in conducting a feasibility analysis considering the available Federal reimbursement and the associated health utilization cost risk.
- ◆ Developing a planning model to identify areas of need and to track improvements to increase the overall efficiency of the Prescription Medication Formulary.
- ◆ Analyzing Specialized Consultative Care use, especially University of California San Francisco (UCSF) referrals to identify services that possibly could be arranged locally.
- ◆ Increasing/improving care management through medical home practices.
- ◆ Exploring possible reductions or restrictions related to Scope of Benefits.
- ◆ Comparing MIA Scope of Benefits to other County Program Scope of Benefits.
- ◆ Looking at Medi-Cal Criteria to potentially mirror in Scope of Benefits or utilization management practices.

In addition, IHCP will continue to seek cost-saving ideas and further reductions to total expenditures while continuing to meet the medical needs of the program beneficiaries.

### **STAFFING IMPACTS**

Total current authorized positions— 35

There are no recommended changes to the current level of staffing.

Total recommended authorized positions— 35

### **RECOMMENDED PROPOSED BUDGET**

It is recommended that a budget of \$12,485,385 be approved for the Health Services Agency – Indigent Health Care budget. This budget is funded from \$10,633,298 in estimated department revenue and a \$1,852,087 Mandated County Match contribution from the General Fund.

**STANISLAUS COUNTY, CALIFORNIA**  
**Budget Year 2011-2012**



**HUMAN SERVICES**  
**Health**

**HEALTH SERVICES AGENCY—INDIGENT HEALTH CARE PROGRAM (IHCP)**  
**CALIFORNIA HEALTHCARE FOR INDIGENTS PROGRAM (CHIP)**

Budget Unit 1423 1500002  
 Special Revenue Fund

**SERVICES PROVIDED**

Due to the redirection of the Tobacco Tax and Health Protection Act (Prop 99) funding, the Emergency Medical Services Appropriation (EMSA) did not receive funding for Fiscal Year 2009-2010, resulting in the elimination of this budget.

The Emergency Medical Services Appropriation (EMSA) provided reimbursement for uncompensated emergency medical services provided by physicians to the indigent population within Stanislaus County. Funds were appropriated through the California Healthcare for Indigents Program (CHIP) and disbursed through the Hospital Services Account and Physicians Services Account/Unallocated Emergency Medical Services Appropriation Funds. These funds were separate from the CHIP program and were referred to as the "Emergency Medical Services Appropriation."

**CASH BALANCE**

As of July 1, 2011, this fund is projected to have a cash balance of \$0 which is unchanged from the July 1, 2010 balance. The Department has eliminated this budget.

<b>H.S.A. - I.H.C.P. (CHIP)</b>				
<b>Classification</b>	<b>2009-2010 Actual</b>	<b>2010-2011 Adopted Budget</b>	<b>2011-2012 Requested Proposed Budget</b>	<b>2011-2012 Recommended Proposed Budget</b>
Taxes	\$0	\$0	\$0	\$0
Licenses, Permits, Franchises	\$0	\$0	\$0	\$0
Fines, Forfeitures, Penalties	\$0	\$0	\$0	\$0
Revenue from use of Assets	(\$1,934)	\$0	\$0	\$0
Intergovernmental Revenue	\$0	\$0	\$0	\$0
Charges for Service	\$0	\$0	\$0	\$0
Miscellaneous Revenue	\$0	\$0	\$0	\$0
Other Financing Sources	\$3,704	\$0	\$0	\$0
<b>Total Revenue</b>	<b>\$1,770</b>	<b>\$0</b>	<b>\$0</b>	<b>\$0</b>
Salaries and Benefits	\$0	\$0	\$0	\$0
Services and Supplies	(\$3,914)	\$0	\$0	\$0
Other Charges	\$0	\$0	\$0	\$0
Fixed Assets	\$0	\$0	\$0	\$0
Other Financing Uses	\$3,704	\$0	\$0	\$0
Equity	\$0	\$0	\$0	\$0
Intrafund	\$0	\$0	\$0	\$0
Contingencies	\$0	\$0	\$0	\$0
<b>Gross Costs</b>	<b>(\$210)</b>	<b>\$0</b>	<b>\$0</b>	<b>\$0</b>
<b>Fund Balance</b>	<b>(\$1,980)</b>	<b>\$0</b>	<b>\$0</b>	<b>\$0</b>
<b>Net County Cost</b>	<b>\$0</b>	<b>\$0</b>	<b>\$0</b>	<b>\$0</b>



**PROGRAM DISCUSSION**

Due to the State's 2009-2010 Final Budget action to redirect Tobacco Tax and Health Protection Act (Proposition 99) funding, the State no longer provides Emergency Medical Services Appropriations (EMSA) funds for this program.

**STAFFING IMPACTS**

Total current authorized positions— 0

**RECOMMENDED PROPOSED BUDGET**

It is recommended that no appropriations be budgeted for the Health Services Agency – Indigent Health Care Program (IHCP) California Healthcare for Indigents Program (CHIP) budget. This budget is being included as part of the Recommended Proposed Budget due to State Controller budget requirements.

**STANISLAUS COUNTY, CALIFORNIA**  
**Budget Year 2011-2012**



**HUMAN SERVICES**  
**Health**

**HEALTH SERVICES AGENCY—INDIGENT HEALTH CARE PROGRAM (IHCP)**  
**EMERGENCY MEDICAL SERVICES HOSPITAL**

Budget Unit 1434 1500010  
 Special Revenue Fund

**SERVICES PROVIDED**

The Health and Safety Code requires the County to establish an Emergency Medical Services Fund, upon adoption of a resolution by the Board of Supervisors. Twenty-five percent of the balance of the fund shall be distributed only to hospitals providing disproportionate trauma and emergency medical care services.

To provide these services, the County contracts with hospitals within the County. These services are paid from a dedicated State funding source known as Senate Bill (SB) 12/612 Maddy Funds.

**CASH BALANCE**

As of July 1, 2011, this fund is projected to have a positive cash balance of \$430,754 compared to the July 1, 2010 positive balance of \$301,445. The increase is attributed to revenues from SB12/612 Maddy Funds.

<b>Health Services Agency - IHCP EMS Hospital</b>				
<b>Classification</b>	<b>2009-2010 Actual</b>	<b>2010-2011 Adopted Budget</b>	<b>2011-2012 Requested Proposed Budget</b>	<b>2011-2012 Recommended Proposed Budget</b>
Taxes	\$0	\$0	\$0	\$0
Licenses, Permits, Franchises	\$0	\$0	\$0	\$0
Fines, Forfeitures, Penalties	\$265,221	\$237,750	\$375,000	\$375,000
Revenue from use of Assets	\$3,707	\$8,000	\$5,000	\$5,000
Intergovernmental Revenue	\$0	\$0	\$0	\$0
Charges for Service	\$0	\$0	\$0	\$0
Miscellaneous Revenue	\$0	\$0	\$0	\$0
Other Financing Sources	\$0	\$0	\$0	\$0
<b>Total Revenue</b>	<b>\$268,928</b>	<b>\$245,750</b>	<b>\$380,000</b>	<b>\$380,000</b>
Salaries and Benefits	\$0	\$0	\$0	\$0
Services and Supplies	\$243,126	\$327,994	\$380,000	\$380,000
Other Charges	\$0	\$0	\$0	\$0
Fixed Assets	\$0	\$0	\$0	\$0
Other Financing Uses	\$0	\$0	\$0	\$0
Equity	\$0	\$0	\$0	\$0
Intrafund	\$0	\$0	\$0	\$0
Contingencies	\$0	\$0	\$0	\$0
<b>Gross Costs</b>	<b>\$243,126</b>	<b>\$327,994</b>	<b>\$380,000</b>	<b>\$380,000</b>
<b>Fund Balance</b>	<b>(\$25,802)</b>	<b>\$82,244</b>	<b>\$0</b>	<b>\$0</b>
<b>Net County Cost</b>	<b>\$0</b>	<b>\$0</b>	<b>\$0</b>	<b>\$0</b>

## **PROGRAM DISCUSSION**

At the proposed level of funding, the Department will continue to provide reimbursement to hospitals for uncompensated emergency medical services and pediatric trauma services. The revenues used to pay for these services come from SB 12/612 Maddy Funds, which include fines and fees collected by the Courts.

The Department faces fiscal uncertainty due to pending legislation. State budget negotiations continue regarding the possible diversion of Maddy Funds to the State Medi-Cal program. There is no information at this time on how this would be implemented or exact amount to be diverted if the legislation passes.

## **STAFFING IMPACTS**

Total current authorized positions— 0

## **RECOMMENDED PROPOSED BUDGET**

It is recommended that a budget of \$380,000 be approved for the Health Services Agency – Indigent Health Care Program/Emergency Medical Services Hospital budget. This budget is funded from \$380,000 in estimated department revenue.

**STANISLAUS COUNTY, CALIFORNIA**  
**Budget Year 2011-2012**



**HUMAN SERVICES**  
**Health**

**HEALTH SERVICES AGENCY—INDIGENT HEALTH CARE PROGRAM (IHCP)**  
**EMERGENCY MEDICAL SERVICES PHYSICIANS**

Budget Unit 1435 1500020  
 Special Revenue Fund

**SERVICES PROVIDED**

The Health and Safety Code requires the County to establish an emergency medical services fund, upon adoption of a resolution by the Board of Supervisors. Fifty-eight percent of the balance of the fund shall be used to reimburse physicians and surgeons for patients who do not make payment for emergency medical services.

To provide these services, the County contracts with Stanislaus Medical Foundation for Medical Care to administer the monies allocated to physicians for an administrative fee of 8.25%. These services are paid from a dedicated State funding source known as SB 12/612 Maddy Funds.

**CASH BALANCE**

As of July 1, 2011, this fund is projected to have a \$0 cash balance compared to the July 1, 2010 positive balance of \$406,134. The decrease is attributed to the planned use of fund balance in Fiscal Year 2010-2011 and the disbursement of all current year funds to Stanislaus Medical Foundation for emergency medical services.

<b>Health Services Agency - IHCP EMS Physicians</b>				
<b>Classification</b>	<b>2009-2010 Actual</b>	<b>2010-2011 Adopted Budget</b>	<b>2011-2012 Requested Proposed Budget</b>	<b>2011-2012 Recommended Proposed Budget</b>
Taxes	\$0	\$0	\$0	\$0
Licenses, Permits, Franchises	\$0	\$0	\$0	\$0
Fines, Forfeitures, Penalties	\$593,920	\$530,185	\$825,000	\$825,000
Revenue from use of Assets	\$4,581	\$4,000	\$5,000	\$5,000
Intergovernmental Revenue	\$0	\$0	\$0	\$0
Charges for Service	\$0	\$0	\$0	\$0
Miscellaneous Revenue	\$0	\$0	\$0	\$0
Other Financing Sources	\$0	\$0	\$0	\$0
<b>Total Revenue</b>	<b>\$598,501</b>	<b>\$534,185</b>	<b>\$830,000</b>	<b>\$830,000</b>
Salaries and Benefits	\$0	\$0	\$0	\$0
Services and Supplies	\$572,530	\$662,614	\$830,000	\$830,000
Other Charges	\$0	\$0	\$0	\$0
Fixed Assets	\$0	\$0	\$0	\$0
Other Financing Uses	\$0	\$0	\$0	\$0
Equity	\$0	\$0	\$0	\$0
Intrafund	\$0	\$0	\$0	\$0
Contingencies	\$0	\$0	\$0	\$0
<b>Gross Costs</b>	<b>\$572,530</b>	<b>\$662,614</b>	<b>\$830,000</b>	<b>\$830,000</b>
Fund Balance	(\$25,971)	\$128,429	\$0	\$0
<b>Net County Cost</b>	<b>\$0</b>	<b>\$0</b>	<b>\$0</b>	<b>\$0</b>

## **PROGRAM DISCUSSION**

At the proposed level of funding, the Department will continue to provide reimbursement for physician emergency related services. The revenues used to pay for these services come from SB 12/612 Maddy Funds, which include fines and fees collected by the courts.

The Department faces fiscal uncertainty due to pending legislation. State budget negotiations continue regarding the possible diversion of Maddy Funds to the State Medi-Cal program. There is no information at this time on how this would be implemented or exact amount to be diverted if the legislation passes.

## **STAFFING IMPACTS**

Total current authorized positions— 0

## **RECOMMENDED PROPOSED BUDGET**

It is recommended that a budget of \$830,000 be approved for the Health Services Agency – Indigent Health Care Program/Emergency Medical Services Physicians budget. This budget is funded from \$830,000 in estimated department revenue.

**STANISLAUS COUNTY, CALIFORNIA**  
**Budget Year 2011-2012**  
**HUMAN SERVICES**  
**Health**



**HEALTH SERVICES AGENCY—PUBLIC HEALTH**

Budget Unit 1402 1200001  
Special Revenue Fund

**SERVICES PROVIDED**

The Public Health Division has the responsibility of assessing, measuring, reporting and monitoring the health status of the Community. The outcome of community assessments, determines how the Division targets its focus for health improvement. Current Public Health services include:

1. Community Health Services consisting of traditional public health nursing and case management;
2. Maternal Child and Adolescent Health (MCAH) and Healthy Birth Outcomes including coordination of services, outreach and education;
3. Children's Medical Services, which include Child Health and Disability Prevention, Immunizations, California Children's Services including Medical Therapy services;
4. Nutrition services, including the Women, Infants and Children (WIC) program;
5. Communicable Diseases including Refugee Health, Tuberculosis, and Sexually Transmitted disease (STD/HIV/AIDS);
6. Health Promotion Services, which consists of a variety of community education and wellness promotion programs, to include the Healthy Eating Active Living Initiative; and
7. Emergency Preparedness.

The majority of these Public Health (PH) services are categorical programs funded by State and Federal dollars. However, all employees are trained in emergency preparedness and are the first line of defense against health, natural disaster, terrorism and/or manmade events. They fill dual roles- categorical programs and disaster response. A portion of Maternal Child and Adolescent Health, and the California Children Services programs require realignment dollars. This is included in the base budget. All categorically funded PH programs require county funds to offset internal and external overhead costs. Specific grants, programs or contracts allow for reimbursement of 10-17.5% of these costs.

**CASH BALANCE**

As of July 1, 2011, this fund is projected to have a negative cash balance of approximately \$2.3 million compared to the July 1, 2010 negative balance of \$2,182,947. The decrease in the cash balance is the result of the timing of receipt of payments from various grants and Federal and State funding sources.

<b>Health Services Agency - Public Health</b>				
<b>Classification</b>	<b>2009-2010 Actual</b>	<b>2010-2011 Adopted Budget</b>	<b>2011-2012 Requested Proposed Budget</b>	<b>2011-2012 Recommended Proposed Budget</b>
Taxes	\$0	\$0	\$0	\$0
Licenses, Permits, Franchises	\$8,717	\$9,000	\$7,000	\$7,000
Fines, Forfeitures, Penalties	\$0	\$0	\$0	\$0
Revenue from use of Assets	\$15,421	\$0	\$610	\$610
Intergovernmental Revenue	\$13,025,187	\$14,962,117	\$13,583,976	\$13,583,976
Charges for Service	\$5,340,944	\$4,427,516	\$3,424,110	\$3,424,110
Miscellaneous Revenue	\$417,058	\$196,898	\$78,303	\$78,303
Other Financing Sources	\$5,894,773	\$2,730,898	\$3,113,285	\$3,113,285
<b>Total Revenue</b>	<b>\$24,702,100</b>	<b>\$22,326,429</b>	<b>\$20,207,284</b>	<b>\$20,207,284</b>
Salaries and Benefits	\$15,906,315	\$15,181,963	\$13,561,542	\$13,561,542
Services and Supplies	\$3,836,176	\$4,305,060	\$3,796,047	\$3,796,047
Other Charges	\$756,570	\$766,797	\$528,509	\$528,509
Fixed Assets				
Buildings & Improvements	\$575	\$0	\$0	\$0
Equipment	\$18,957	\$25,000	\$0	\$0
Other Financing Uses	\$2,457,532	\$0	\$0	\$0
Equity	\$0	\$0	\$0	\$0
Intrafund	\$3,054,175	\$3,073,210	\$2,931,028	\$2,931,028
Contingencies	\$0	\$0	\$0	\$0
<b>Gross Costs</b>	<b>\$26,030,300</b>	<b>\$23,352,030</b>	<b>\$20,817,126</b>	<b>\$20,817,126</b>
Fund Balance	\$444,161	\$265,186	(\$194,633)	(\$194,633)
<b>Net County Cost</b>	<b>\$884,039</b>	<b>\$760,415</b>	<b>\$804,475</b>	<b>\$804,475</b>

## PROGRAM DISCUSSION

At the proposed level of funding, the Department can maintain the continuation of most services except for the following: the Cal Learn program, comprehensive in-school sex education, parent/teen education on sexual health, immunization coordination, and intensive medical reserve corps (MRC) training.

The Community Services Agency (CSA) contracts with the department to provide Cal-Learn services that are funded by the State. Cal-Learn funding was placed on suspension by the State in late March 2011. The decrease in services in the Cal-Learn program results in reduced support for the following, services: outreach, education, provider referral, and health enrollment services for teens, children, and families in Stanislaus County.

The ability to maintain services, with the exception of the Cal-Learn contracted program, is primarily due to the formation of a strategic planning team charged with identification of potential cost savings and/or revenue enhancements. The goals of this group are to enable the Public Health division to provide services within its available resources or through integration with Clinic and Ancillary Services.

This team has identified an area of revenue generation through expanded clinic services. This is slated to begin in May 2011. Public health nurses (PHNs) will be contracted to HSA clinic sites to provide the in-home Comprehensive Perinatal Services Program (CPSP). This service focuses on infant nutrition and ensuring appropriate follow up health care. Positioning PHNs in this way supports the full cost of the nursing visit. CPSP allows billing for nursing care provided to the mother while Targeted Case Management (TCM) services may be billed for the child.

The Community Challenge Grant (CCG) is offered through the State Office of Family Planning and provides \$200,000 per year. Currently this grant is suspended. While there are many efforts underway to reinstate these funds, the assumption underlying Departmental planning is for a loss of the total \$200,000. Also, Healthy Eating Active Living and the Community Health Initiative funding, known as Heal-CHI, were reduced by \$220,000. For the 2011-2012 Budget Year, Heal-CHI will contribute only \$50,000. Additionally, the Tobacco Education Program annually supplies \$150,000 in revenue. Due to the interdependent nature of the services, this program is also affected by the CCG and Heal-CHI cutbacks.

As a result of these two funding reductions (CCG and Heal-CHI), PH will no longer provide comprehensive sex education in the schools and parent/teen sexual health information and tobacco education in the community will be reduced.

The Immunization Registry funding (RIDE) was completely eliminated by the State in the first quarter of Fiscal Year 2010-2011. Cost savings have been identified in order to continue to provide services to the working poor; these savings include, but are not limited to, the reassignment and/or elimination of positions.

The Centers for Disease Control (CDC) Public Health Emergency Preparedness (PHEP) cooperative agreement brought \$449,466 to the budget in Fiscal Year 2010-2011. It will undergo an estimated reduction of \$45,000 in Budget Year 2011-2012. This will result in a reduction in the Medical Reserve Corp training, and a redistribution of the existing workload to remaining staff.

As a result of the reduction in funding to these programs, on May 17, 2011 the Board considered the reduction-in-force of seven filled positions and the unfunding of two vacant positions. The Department anticipates further proposed funding reductions as a result of the State's May Revise 2011-2012 State Budget, and as such continues to look for cost savings initiatives and, as necessary, will recommend other corresponding reductions in the future.

The Women, Infant and Children program (WIC) is located at the Community Services Facility (CSF). This facility was built in 1994 and houses over 1,000 staff and 1,000 customers visit daily. The Heating, Ventilation, and Air Conditioning (HVAC) unit condensing sections have experienced numerous compressor failures and others may fail given the units have outlived their useful service life. Based on a study of the system, repair of the system is not considered to be a cost effective option. Staff from the Chief Executive Office, Capital Projects, and tenants of the facility are analyzing replacement options given available funding and the ability for all tenants of the CSF to service the debt through the life of the borrowing. It is anticipated that a separate action will be presented to the Board of Supervisors for consideration.

### **STAFFING IMPACTS**

The Board of Supervisors approved a reduction-in-force action on May 17, 2011, deleting seven filled positions and unfunding two vacant positions effective July 15, 2011. Eight of the nine positions impacted were from this budget unit.

Total current authorized positions after approval of this action— 157

There are no recommended changes to the current level of staffing in the Proposed Budget.

Total recommended authorized positions— 157

### **RECOMMENDED PROPOSED BUDGET**

It is recommended that a budget of \$20,817,126 be approved for Health Services Agency – Public Health. This budget is funded from \$20,207,284 in estimated department revenue, an \$804,475 Mandated County Match contribution from the General Fund and results in a positive contribution of \$194,633 to departmental restricted fund balance.



**STANISLAUS COUNTY, CALIFORNIA**  
**Budget Year 2011-2012**  
**HUMAN SERVICES**  
**Health**



**HEALTH SERVICES AGENCY—PUBLIC HEALTH-LOCAL PREPAREDNESS FUND**

Budget Unit 1433 1200001  
Special Revenue Fund

**SERVICES PROVIDED**

The Public Health – Local Preparedness Trust Fund was established and approved by the Board of Supervisors in December 2002. It was created to comply with current accounting standards and regulations for the State’s Emergency Preparedness Grant. The State required the County to establish a trust fund to assure that these funds would only be used for emergency preparedness expenditures. Currently, expenses associated with emergency preparedness are being incurred in the Public Health budget. A cost report is then prepared, and once approved by the State; the revenue is transferred into the Public Health fund to cover those expenses.

During Fiscal Year 2009-2010, all Centers for Disease Control and Prevention Program (CDC) and Hospital Preparedness Program (HPP) transactions began being processed through the establishment of new funds as required by the State for receipt of these grant funds. As a result, the use of this budget was discontinued effective July 1, 2010.

The Centers for Disease Control and Prevention (CDC) provides funding for continuation of the cooperative agreements to upgrade State and local public health jurisdictions’ preparedness for the response to bioterrorism, other outbreaks of infectious disease, and other public health threats and emergencies. This funding has allowed Public Health to address critical infrastructure in the development and implementation of disaster planning and response.

**CASH BALANCE**

As of July 1, 2011, this fund is projected to have a \$0 cash balance compared to \$125,159 on July 1, 2010 as the Fund is closed out and the cash has been transferred to the Health Services Agency – Public Health budget to cover the Emergency Preparedness expenses incurred in previous years.

<b>Health Services Agency - Local PH Preparedness Fund</b>				
<b>Classification</b>	<b>2009-2010 Actual</b>	<b>2010-2011 Adopted Budget</b>	<b>2011-2012 Requested Proposed Budget</b>	<b>2011-2012 Recommended Proposed Budget</b>
Taxes	\$0	\$0	\$0	\$0
Licenses, Permits, Franchises	\$0	\$0	\$0	\$0
Fines, Forfeitures, Penalties	\$0	\$0	\$0	\$0
Revenue from use of Assets	\$6,207	\$0	\$0	\$0
Intergovernmental Revenue	\$144,632	\$0	\$0	\$0
Charges for Service	\$0	\$0	\$0	\$0
Miscellaneous Revenue	\$0	\$0	\$0	\$0
Other Financing Sources	\$0	\$0	\$0	\$0
<b>Total Revenue</b>	<b>\$150,839</b>	<b>\$0</b>	<b>\$0</b>	<b>\$0</b>
Salaries and Benefits	\$0	\$0	\$0	\$0
Services and Supplies	\$0	\$0	\$0	\$0
Other Charges	\$0	\$0	\$0	\$0
Fixed Assets	\$0	\$0	\$0	\$0
Other Financing Uses	\$685,900	\$0	\$0	\$0
Equity	\$0	\$0	\$0	\$0
Intrafund	\$0	\$0	\$0	\$0
Contingencies	\$0	\$0	\$0	\$0
<b>Gross Costs</b>	<b>\$685,900</b>	<b>\$0</b>	<b>\$0</b>	<b>\$0</b>
<b>Fund Balance</b>	<b>\$535,061</b>	<b>\$0</b>	<b>\$0</b>	<b>\$0</b>
<b>Net County Cost</b>	<b>\$0</b>	<b>\$0</b>	<b>\$0</b>	<b>\$0</b>

#### **PROGRAM DISCUSSION**

This Fund has been closed out and no appropriations are requested in Budget Year 2011-2012.

#### **STAFFING IMPACTS**

Total current authorized positions— 0

#### **RECOMMENDED PROPOSED BUDGET**

It is recommended that no appropriations be budgeted for the Health Services Agency – Public Health Local Preparedness budget, as it was closed out July 1, 2010. This budget is being included as part of the Recommended Proposed Budget due to the budget requirements imposed by the State controller.

**STANISLAUS COUNTY, CALIFORNIA**  
**Budget Year 2011-2012**



**HUMAN SERVICES**  
**Health**

**HEALTH SERVICES AGENCY—PUBLIC HEALTH-VITAL AND HEALTH STATISTICS**

Budget Unit 1428 1250001  
 Special Revenue Fund

**SERVICES PROVIDED**

The Office of Vital Records reviews and registers all births, deaths, and fetal deaths that occur in Stanislaus County in accordance with state guidelines. All original certificates are transmitted weekly to the State Office of Vital Records (OVR). Certified copies are issued when a request is received in the Vital Records office along with the properly completed forms and the current fee. The information that is collected from these records provides valuable health and research data. This data allows health authorities a means of studying and evaluating health programs; provides information to government agencies for research; and provides information for population estimates and maternal and child health activities.

**CASH BALANCE**

As of July 1, 2011, this fund is projected to have a positive cash balance of \$440,000 compared to \$470,144 on July 1, 2010. The funds are used to provide funding for the improvement and modernization of vital records operations including automation and technical support of the vital records systems.

<b>Health Services Agency - PH Vital and Health Statistics</b>				
<b>Classification</b>	<b>2009-2010 Actual</b>	<b>2010-2011 Adopted Budget</b>	<b>2011-2012 Requested Proposed Budget</b>	<b>2011-2012 Recommended Proposed Budget</b>
Taxes	\$0	\$0	\$0	\$0
Licenses, Permits, Franchises	\$0	\$0	\$0	\$0
Fines, Forfeitures, Penalties	\$0	\$0	\$0	\$0
Revenue from use of Assets	\$0	\$0	\$0	\$0
Intergovernmental Revenue	\$0	\$0	\$0	\$0
Charges for Service	\$43,649	\$45,000	\$40,000	\$40,000
Miscellaneous Revenue	\$0	\$0	\$0	\$0
Other Financing Sources	\$0	\$0	\$0	\$0
<b>Total Revenue</b>	<b>\$43,649</b>	<b>\$45,000</b>	<b>\$40,000</b>	<b>\$40,000</b>
Salaries and Benefits	\$0	\$0	\$0	\$0
Services and Supplies	\$0	\$0	\$0	\$0
Other Charges	\$0	\$0	\$0	\$0
Fixed Assets	\$0	\$0	\$0	\$0
Other Financing Uses	\$10,967	\$25,000	\$7,000	\$7,000
Equity	\$0	\$0	\$0	\$0
Intrafund	\$0	\$0	\$0	\$0
Contingencies	\$0	\$0	\$0	\$0
<b>Gross Costs</b>	<b>\$10,967</b>	<b>\$25,000</b>	<b>\$7,000</b>	<b>\$7,000</b>
<b>Fund Balance</b>	<b>(\$32,682)</b>	<b>(\$20,000)</b>	<b>(\$33,000)</b>	<b>(\$33,000)</b>
<b>Net County Cost</b>	<b>\$0</b>	<b>\$0</b>	<b>\$0</b>	<b>\$0</b>

## **PROGRAM DISCUSSION**

At the proposed level of funding, the Department can maintain services consistent with the 2010-2011 Adopted Final Budget. The Stanislaus County Public Health Vital Records department has established a Vital and Health Statistics Special Revenue Fund pursuant to Health and Safety Code Section 103625(f). Section 103625(g) provides that 45% of each \$3.00 collected is to be forwarded to the State Registrar and the local official charged with collection of the fee may retain the remaining portion. The Vital and Health Statistics Fund is not designed to provide funding for services or positions. Appropriate uses for revenues include the improvement and modernization of vital record operations, the automation and technical support of vital record systems and the collection and analysis of health related birth and death certificate information.

## **STAFFING IMPACTS**

Total current authorized positions— 0

## **RECOMMENDED PROPOSED BUDGET**

It is recommended that a budget of \$7,000 be approved for the Health Services Agency - Public Health Vital and Health Statistics budget. This budget is funded from \$40,000 in estimated department revenue resulting in a positive contribution of \$ 33,000 to the departmental restricted fund balance.



## **A Strong Local Economy**

Alliance Worknet  
CEO-Economic Development Bank  
Library

## A Strong Local Economy

An important role that County government plays in creating a strong local economy is to promote, protect, and sustain our agricultural economies while providing for broader, more diversified economic opportunities that will strengthen our local economy and provide for a better, more stable, quality of life for our residents. Helping to facilitate the creation of jobs for the people of Stanislaus County is imperative for the community to prosper and grow.



Finding ways to highlight our community's rich agricultural traditions as a positive tourism location and facilitating regional approaches to tourism will bring new revenue to our County. Ensuring that all people have the knowledge and ability to access the internet and providing a solid information technology infrastructure to support E-government are vital aspects in preparing our workforce and improving the attractiveness of Stanislaus County as a place to locate new business.

The Alliance Worknet provides a wide range of employment and training services to the community through a variety of programs funded under the Workforce Investment Act (WIA). To assist area employers, the Alliance Worknet staff visits area businesses in an effort to help them with their employment needs as well as retention, expansion, business counseling, and other services. The Stanislaus County Library provides educational and recreational opportunities to the community, including access to reference and reader's advisory help, weekly story times at all branches and children's programs throughout the year. Online databases and reference services are available at any time from any internet link.

### **BUDGET YEAR 2011-2012 ISSUES**

For Budget Year 2011-2012, all departments receiving a General Fund contribution were reduced from 0%-30%. The only exceptions to these reductions were budgets with fixed costs associated with contracts. In addition, departments will have to absorb significant increase in worker's compensation and retirement charges. For A Strong Local Economy priority area, the General Fund revenue allocation reduction was \$210,715 or approximately 30%. This reduction in the County Match contribution only impacted the Library as the Alliance Worknet budgets are funded through other sources (Workforce Investment Act, Community Services Agency and American Recovery and Reinvestment Act). The Library will achieve their net county cost reduction by

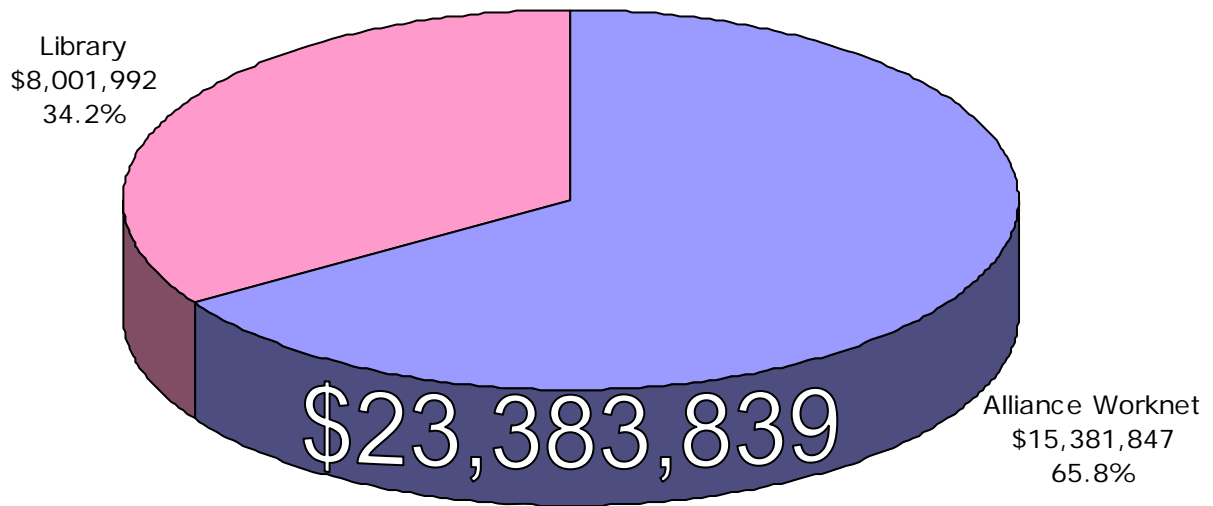
streamlining services, utilizing part time staff, and cross training staff to provide coverage throughout the department.

The Alliance Worknet has fully expended the remaining balance in American Recovery and Reinvestment Act (ARRA) funding that was available in Fiscal Year 2010-2011. In addition three special grants are ending June 30, 2011 used to provide employment and training services to the community. It is also estimated that the regular annual allocation of Workforce Investment Act funds will be reduced by 6.5% from Fiscal Year 2010-2011 funding level. As of the Proposed Budget preparation, the impact to local Workforce Investment Act (WIA) funding based on decisions at the Federal level is unknown, although there is a high likelihood of a significant reduction. Therefore, the Alliance Worknet budget anticipates an overall 35.6% reduction in funding, comprised of an estimated 6.5% decrease in WIA base allocations along with the loss of \$5.2 million in ARRA and special grant revenue.

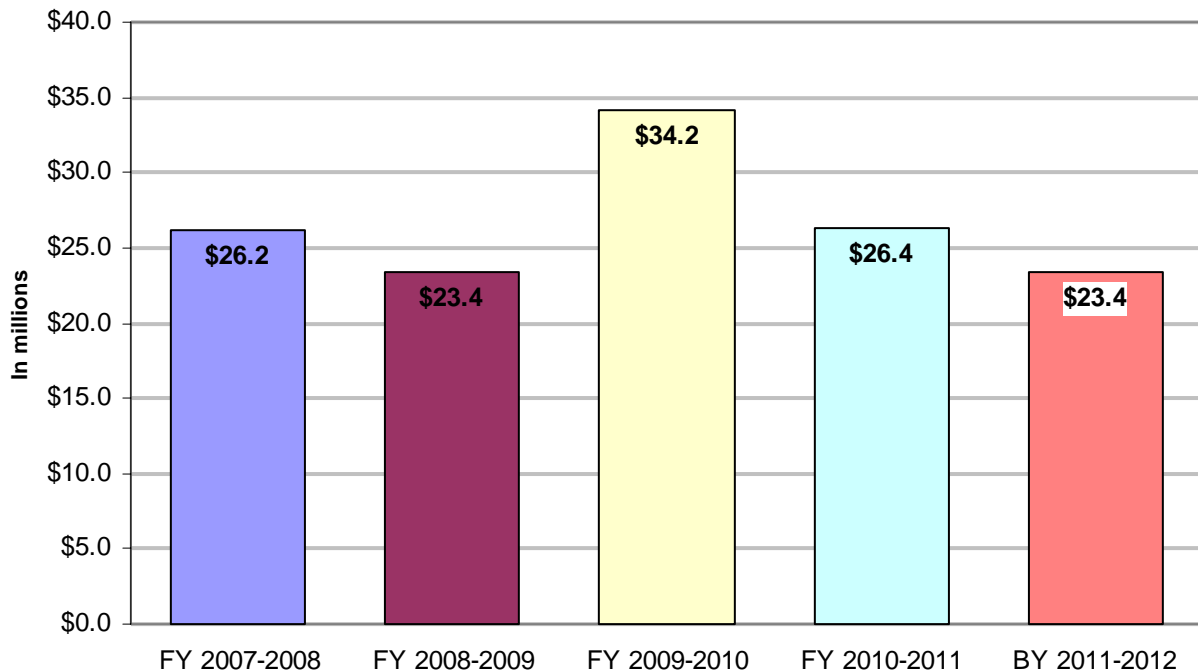


## A Strong Local Economy

### Recommended Expenditures Budget Year 2011-2012



### Five Year Comparison of Appropriations







# A STRONG LOCAL ECONOMY

<b>PAGE</b>				<b>RECOMMENDED</b>
				<b>2011-2012</b>
<b>ALLIANCE WORKNET</b>				<b>\$ 15,381,847</b>
	<b>Fund</b>	<b>Org</b>		
264	1320	0033100	Alliance Worknet	\$10,401,441
268	1317	0033900	StanWORKs	\$4,980,406
<b>CHIEF EXECUTIVE OFFICE--ECONOMIC DEVELOPMENT</b>				<b>\$ -</b>
	<b>Fund</b>	<b>Org</b>		
270	0105	0015291	Economic Development Bank	\$0
<b>LIBRARY</b>				<b>\$ 8,001,992</b>
	<b>Fund</b>	<b>Org</b>		
272	1651	0037000	Library	\$8,001,992
<b>TOTAL</b>				<b>\$ 23,383,839</b>



**HUMAN SERVICES**  
**Other Assistance**

**ALLIANCE WORKNET**

Budget Unit 1320 0033100  
Special Revenue Fund

**MISSION STATEMENT**

Dedicated to developing a skilled workforce that strengthens business and contributes to the economic success of our community.

**OPERATIONAL PRIORITIES**

Due to the end of the American Recovery and Reinvestment Act (ARRA) funding and an anticipated significant reduction in Workforce Investment Act funding, the Alliance Worknet must be strategic in how it invests its limited resources in the upcoming budget year. The Operational Priorities for Alliance Worknet for the 2011-2012 Budget Year include:

- ◆ Re-design processes to provide virtually all job-seeker services in group settings;
- ◆ Perform thorough assessments of the needs, capacities, motivation, and employment prospects of individuals seeking occupational training subsidies before investing limited training funds;
- ◆ Assist local businesses, that have proven to be good partners, with their workforce needs by providing them with interns and employees through subsidized on-the-job training agreements;
- ◆ Continue to provide some level of lay-off aversion assistance to local businesses in partnerships with the Alliance Small Business Development Center; and
- ◆ Provide welfare to work participants with the services necessary to improve their prospects for achieving employment and self-sufficiency. These services are; work-readiness training, General Educational Development (GED) preparation assistance, job training, work experience opportunities, and job placement assistance.

**STANISLAUS COUNTY, CALIFORNIA**

**Budget Year 2011-2012**

**HUMAN SERVICES**

**Other Assistance**



**ALLIANCE WORKNET**

Budget Unit 1320 0033100

Special Revenue Fund

**SERVICES PROVIDED**

The Alliance Worknet provides a wide range of employment and training services to the community through various programs funded under the Workforce Investment Act (WIA). Resource Centers, which are located in accessible areas throughout the community, assist the public in job searching, resume preparation, and with classes to enhance interview skills. For those needing more assistance in finding employment, the Department provides intensive career counseling, work experience, and on-the-job training assistance as well as referral to vocational training programs. To assist area employers, the Alliance Worknet has Business Services Representatives who visit area businesses in the effort to help them with their employment needs as well as retention, expansion, business counseling, and other services through a partnership with the Stanislaus Economic Development and Workforce Alliance.

**CASH BALANCE**

As of July 1, 2011, this fund is projected to have a cash balance of zero compared to the July 1, 2010 positive balance of \$248,428. Historically, any surplus cash at year end is used to cover the amount of the cash deficit in the StanWORKs budget caused by the timing differences inherent in reporting reimbursable costs for the WIA program based on modified accrual accounting, versus the StanWORKS program that uses cash basis accounting. The primary department revenue sources are reimbursement grants, so this budget usually operates in a negative cash position throughout the fiscal year. Fiscal year end action will align outstanding revenue with incurred cost and adjustments to the StanWORKs budget, to ensure a cash position of zero or greater.

<b>Alliance Worknet</b>				
<b>Classification</b>	<b>2009-2010 Actual</b>	<b>2010-2011 Adopted Budget</b>	<b>2011-2012 Requested Proposed Budget</b>	<b>2011-2012 Recommended Proposed Budget</b>
Taxes	\$0	\$0	\$0	\$0
Licenses, Permits, Franchises	\$0	\$0	\$0	\$0
Fines, Forfeitures, Penalties	\$0	\$0	\$0	\$0
Revenue from use of Assets	\$0	\$0	\$0	\$0
Intergovernmental Revenue	\$15,079,398	\$16,851,882	\$10,274,559	\$10,274,559
Charges for Service	\$176,822	\$185,946	\$126,882	\$126,882
Miscellaneous Revenue	\$0	\$0	\$0	\$0
Other Financing Sources	\$0	\$0	\$0	\$0
<b>Total Revenue</b>	<b>\$15,256,220</b>	<b>\$17,037,828</b>	<b>\$10,401,441</b>	<b>\$10,401,441</b>
Salaries and Benefits	\$8,271,374	\$7,008,062	\$5,897,008	\$5,897,008
Services and Supplies	\$6,858,755	\$9,654,690	\$4,138,169	\$4,138,169
Other Charges	\$484,517	\$375,076	\$366,264	\$366,264
Fixed Assets	\$0	\$0	\$0	\$0
Other Financing Uses	\$172,439	\$0	\$0	\$0
Equity	\$0	\$0	\$0	\$0
Intrafund	\$0	\$0	\$0	\$0
Contingencies	\$0	\$0	\$0	\$0
<b>Gross Costs</b>	<b>\$15,787,085</b>	<b>\$17,037,828</b>	<b>\$10,401,441</b>	<b>\$10,401,441</b>
Fund Balance	\$530,865	\$0	\$0	\$0
<b>Net County Cost</b>	<b>\$0</b>	<b>\$0</b>	<b>\$0</b>	<b>\$0</b>

## PROGRAM DISCUSSION

The Alliance Worknet has fully expended the remaining \$4,170,804 in American Recovery and Reinvestment Act (ARRA) funding that was available in Fiscal Year 2010-2011. Also, three special grants are ending June 30, 2011, resulting in the loss of another \$1,062,831 used to provide employment and training services to the community. Finally, it is estimated that the regular annual allocation of Workforce Investment Act funds will be reduced by \$515,571 to \$7,598,165, a 6.4% decrease from the current year's funding level of \$8,113,736. The estimated department funding for Budget Year 2011-2012 base operations is expected to be \$5,749,206 less than in Fiscal Year 2010-2011. Other revenue adjustments amount to a net decrease of \$887,180 from the Fiscal Year 2010-2011 budget level; this decrease is comprised of a \$1,523,673 reduction in multi-year grants funding offset by a \$636,493 increase in the estimated roll forward of unspent base year grant funds. In total, the Proposed Budget 2011-2012 estimated revenue level of \$10,401,441 is \$6,636,387 less than the Fiscal Year 2010-2011 budget level of \$17,037,828; equating to a 39% reduction in funding.

At this level of funding, the Department can maintain a level of basic services that will meet most job seeker's needs. The elimination of 10 extra help positions and eight temporary help positions, 18 in total, that were funded through the American Recovery and Reinvestment Act will seriously impact the ability to provide individualized, person-to-person service interactions with customers. Instead of receiving guidance and counseling on a one-staff to one-customer basis, one or two staff will provide the same services in group settings of approximately 40 customers. More intensive services and job training assistance will be limited to those job seekers who prove the need, capacity, and motivation to be successful upon the receipt of such services.

The continuing recession and resulting high unemployment persists in the San Joaquin Valley. As a result, it is anticipated that the demand for Alliance Worknet services will remain high. Despite funding reductions, the Department plans to continue to provide core services in group workshop settings to all customers who request them. Such services include resume development and critiquing, WorkKeys Assessments, job search assistance and instruction, job interview tips and techniques, and understanding employer expectations/job retention training. It is anticipated that these core services will be provided to approximately 13,000 customers in Budget Year 2011-2012, about the same number as Fiscal Year 2010-2011.

Due to funding reductions, high-cost services such as occupational training, paid internships, and on-the-job training wage reimbursements will be provided at approximately half of the level in the Fiscal Year 2010-2011 program year, resulting in 1,082 individuals receiving these services in comparison to 2,164 in the prior year.

As of the date of preparation of the Proposed Budget, the impact to local Workforce Investment Act funding of the Federal Fiscal Year 2011 Federal budget agreement is unknown, although significant reductions are likely. Therefore, this budget anticipates an overall 35.6% reduction in funding, comprised of an estimated 6.5% decrease in WIA base allocations along with the loss of over \$5.2 million in ARRA and special grant revenue. Any additional funding reductions that come as a result of Federal budget actions will be addressed with the Final Budget Addendum in September 2011.

### **STAFFING IMPACTS**

Total current authorized positions—81

There are no recommended changes to the current level of staffing.

Total recommended authorized positions—81

### **RECOMMENDED PROPOSED BUDGET**

It is recommended that a budget of \$10,401,441 be approved for the Alliance Worknet. At this reduced level of funding, basic universal services will be provided under a new group model with more intensive services being available to individuals based on need, capacity and other factors. Wage reimbursement services will also be provided at a reduced level in comparison to the prior year. This budget is funded from \$10,401,441 in estimated department revenue.

**STANISLAUS COUNTY, CALIFORNIA**  
**Budget Year 2011-2012**

**HUMAN SERVICES**  
**Other Assistance**



**ALLIANCE WORKNET—STANWORKS**

Budget Unit 1317 0033900  
 Special Revenue Fund

**SERVICES PROVIDED**

The Alliance Worknet (AW) provides a wide range of employment and training services for local Temporary Aid to Needy Families (TANF) recipients through a contract with the Community Services Agency (CSA). AW assists TANF customers with job searching, resume writing, and interviewing skills. Clients needing additional assistance in securing employment and leaving TANF are provided with intensive case management, work experience, on-the-job training and individual referral to vocational training programs leveraging other dollars available.

**CASH BALANCE**

As of July 1, 2011, this fund is projected to have a cash balance of zero compared to the July 1, 2010 negative cash balance of \$248,428. Historically, the negative cash position is offset by the cash surplus in the Alliance Worknet Workforce Investment Act (WIA) budget caused by the timing differences inherent in reporting reimbursable costs for the WIA program based on modified accrual accounting, versus the StanWORKS program that uses cash basis accounting. This year end action will align outstanding revenue with incurred costs to mitigate the negative cash balance.

<b>Alliance Worknet - StanWORKs</b>				
<b>Classification</b>	<b>2009-2010 Actual</b>	<b>2010-2011 Adopted Budget</b>	<b>2011-2012 Requested Proposed Budget</b>	<b>2011-2012 Recommended Proposed Budget</b>
Taxes	\$0	\$0	\$0	\$0
Licenses, Permits, Franchises	\$0	\$0	\$0	\$0
Fines, Forfeitures, Penalties	\$0	\$0	\$0	\$0
Revenue from use of Assets	\$0	\$0	\$0	\$0
Intergovernmental Revenue	\$0	\$0	\$0	\$0
Charges for Service	\$5,772,569	\$3,816,195	\$4,980,406	\$4,980,406
Miscellaneous Revenue	\$0	\$0	\$0	\$0
Other Financing Sources	\$0	\$0	\$0	\$0
<b>Total Revenue</b>	<b>\$5,772,569</b>	<b>\$3,816,195</b>	<b>\$4,980,406</b>	<b>\$4,980,406</b>
Salaries and Benefits	\$4,735,084	\$2,799,172	\$4,165,256	\$4,165,256
Services and Supplies	\$1,241,901	\$796,394	\$627,020	\$627,020
Other Charges	\$108,459	\$220,629	\$188,130	\$188,130
Fixed Assets	\$0	\$0	\$0	\$0
Other Financing Uses	\$0	\$0	\$0	\$0
Equity	\$0	\$0	\$0	\$0
Intrafund	\$0	\$0	\$0	\$0
Contingencies	\$0	\$0	\$0	\$0
<b>Gross Costs</b>	<b>\$6,085,444</b>	<b>\$3,816,195</b>	<b>\$4,980,406</b>	<b>\$4,980,406</b>
<b>Fund Balance</b>	<b>\$312,875</b>	<b>\$0</b>	<b>\$0</b>	<b>\$0</b>
<b>Net County Cost</b>	<b>\$0</b>	<b>\$0</b>	<b>\$0</b>	<b>\$0</b>

## **PROGRAM DISCUSSION**

Alliance Worknet can continue to provide work readiness preparation services, some vocational training, paid work experience, and on-the-job training to its Welfare to Work customers although at a lower service level due to an anticipated reduction in funds. In Budget Year 2011-2012, the Department will lose one-time American Recovery and Reinvestment Act (ARRA) TANF Emergency Contingency Funds (TANF-ECF) available for the Paid Work Experience program. The end of TANF-ECF funding represents a loss of 13.3% of funds available for service to StanWORKS customers – from \$5,743,692 million in Fiscal Year 2010-2011 (adjusted at mid-year) to \$4,980,406 million for Budget Year 2011-2012. As a result of the loss of the ARRA TANF-ECF funds in Budget Year 2011-2012, the Department plans to serve approximately 200 customers per month in the Paid Work Experience program versus 500 customers per month in Fiscal Year 2010-2011.

Despite reductions from Fiscal Year 2010-2011 levels, AW can maintain a variety of workforce development services for the Welfare to Work population. The Department expects to serve approximately 850 customers with intensive job readiness classes and job search assistance and place approximately 1,100 customers in Community Service Program placements during the year. All other Welfare to Work services will remain intact at the current service levels.

## **STAFFING IMPACTS**

Total current authorized positions—0

## **RECOMMENDED PROPOSED BUDGET**

It is recommended that a budget of \$4,980,406 be approved for the Alliance Worknet - StanWORKS. At this level of funding, employment services to TANF customers will be provided at a reduced level from the prior year. This budget is funded from \$4,980,406 in estimated department revenue.

**STANISLAUS COUNTY, CALIFORNIA**  
**Budget Year 2011-2012**  
**FISCAL GENERAL SERVICES**  
**Promotion**



**CHIEF EXECUTIVE OFFICE—ECONOMIC DEVELOPMENT BANK**

Budget Unit 0105 0015291  
 General Fund

**SERVICES PROVIDED**

The Board of Supervisors established the Economic Development Bank in 2001 for the purpose of providing resources for economic development projects throughout Stanislaus County. It has been the Board's intent that these funds be used by the nine cities and unincorporated communities to leverage other funding sources when available.

<b>Chief Executive Office - Economic Development Bank</b>				
<b>Classification</b>	<b>2009-2010 Actual</b>	<b>2010-2011 Adopted Budget</b>	<b>2011-2012 Requested Proposed Budget</b>	<b>2011-2012 Recommended Proposed Budget</b>
Taxes	\$0	\$0	\$0	\$0
Licenses, Permits, Franchises	\$0	\$0	\$0	\$0
Fines, Forfeitures, Penalties	\$0	\$0	\$0	\$0
Revenue from use of Assets	\$8,334	\$0	\$0	\$0
Intergovernmental Revenue	\$0	\$0	\$0	\$0
Charges for Service	\$0	\$0	\$0	\$0
Miscellaneous Revenue	\$0	\$0	\$0	\$0
Other Financing Sources	\$51,689	\$0	\$0	\$0
<b>Total Revenue</b>	<b>\$60,023</b>	<b>\$0</b>	<b>\$0</b>	<b>\$0</b>
Salaries and Benefits	\$0	\$0	\$0	\$0
Services and Supplies	\$54,898	\$0	\$0	\$0
Other Charges	\$200	\$0	\$0	\$0
Fixed Assets	\$0	\$0	\$0	\$0
Other Financing Uses	\$8,200	\$0	\$0	\$0
Equity	\$0	\$0	\$0	\$0
Intrafund	\$0	\$0	\$0	\$0
Contingencies	\$0	\$0	\$0	\$0
<b>Gross Costs</b>	<b>\$63,298</b>	<b>\$0</b>	<b>\$0</b>	<b>\$0</b>
Fund Balance	\$0	\$0	\$0	\$0
<b>Net County Cost</b>	<b>\$3,275</b>	<b>\$0</b>	<b>\$0</b>	<b>\$0</b>

**PROGRAM DISCUSSION**

The Board agreed to fund the Bank as a pilot program for five years through Fiscal Year 2005-2006 at a rate of \$1.5 million annually. Thereafter, funding has been provided on an annual basis depending on the fiscal stability of the County. In Fiscal Year 2009-2010, the Board redirected \$3 million of Economic Development Bank fund balance to the General Fund during the Final Budget process. Since inception, the Bank has provided critical funding to advance a variety of economic development projects throughout the County including all nine incorporated cities and unincorporated communities. Thirty-one (31) projects have been funded to date. These projects range from traditional infrastructure improvements for business parks and water systems to non-traditional projects such as economic development planning, targeted technology training, and enterprise facilitation for small business owners. Projects funded in Budget Year 2011-2012 will use the Economic Development Bank's uncommitted balance that consists of undesignated funds, loan repayments, and interest earnings. As of March 31, 2011, the available balance in the loan portfolio for future economic development projects was nearly \$500,000.



As part of the Fiscal Year 2007-2008 Final Budget, the Board approved the creation of the Community Development Fund, from the \$1.5 million annual allocation to the Economic Development Bank. Eleven (11) projects have been funded to date. Projects range from the formation of County Service Areas and Lighting Districts to support ongoing infrastructure improvements to the Countywide Growth Management Strategy. The purpose of the Community Development Fund is to provide leveraged funding for one-time projects or programs benefiting the unincorporated areas that demonstrate strong local support and commitment and a general public benefit. Projects funded in Budget Year 2011-2012 will use the Community Development Fund's uncommitted balance that consists of undesignated funds and interest earnings. As of March 31, 2011, the available balance in the fund for future community development projects was approximately \$1.2 million.

Projects in both the Economic Development Bank and the Community Development Fund are brought forward for consideration and approval by the Board of Supervisors on a case-by-case basis only after meeting established program guidelines and parameters.

### **STAFFING IMPACTS**

Total current authorized positions—0

### **RECOMMENDED PROPOSED BUDGET**

There is no Recommended Proposed Budget for the Chief Executive Office – Economic Development Bank for Budget Year 2011-2012.

**STANISLAUS COUNTY, CALIFORNIA**  
**Budget Year 2011-2012**  

---

**FISCAL GENERAL SERVICES**  
**Library Services**



**LIBRARY**

Budget Unit 1651 0037000  
Special Revenue Fund

**MISSION STATEMENT**

The Library fosters the love of reading and opens the door to knowledge.

**OPERATIONAL PRIORITIES**

The Operational Priorities for the Library for 2011-2012 Budget Year include:

- ◆ Public Facility Fees (PFF) funding will adequately reflect the Library needs associated with growth;
- ◆ Expand literacy tutoring service at library branches other than Modesto Library;
- ◆ Enhance library programs and materials which will improve residents' workforce readiness;
- ◆ Partner with physicians to promote literacy programs to parents and children; and
- ◆ Update/improve Library web page to promote public awareness of library events.

**SERVICES PROVIDED**

The Stanislaus County Free Library operates 13 branches for educational and recreational purposes. At the Library, customers receive reference and reader's advisory assistance and have access to weekly story times at all branches and to children programs throughout the year. Customers can use online databases and reference services at any time from any Internet link and can take advantage of literacy tutoring, wireless internet, and access to public computers. The Library also offers basic literacy services to adults and home delivery services throughout Stanislaus County.

**CASH BALANCE**

As of July 1, 2011, this fund is projected to have a positive cash balance of \$2,600,000 compared to the July 1, 2010 positive balance of \$3,386,344. The decrease is due to the use of a portion of the cash balance to make up the shortfall in sales tax revenue in Fiscal Year 2010-2011 for general operations. This is consistent with the strategy used by the Library in the recent budget years and is a direct result of current economic conditions.

<b>Library</b>				
<b>Classification</b>	<b>2009-2010 Actual</b>	<b>2010-2011 Adopted Budget</b>	<b>2011-2012 Requested Proposed Budget</b>	<b>2011-2012 Recommended Proposed Budget</b>
Taxes	\$6,556,388	\$6,200,000	\$6,500,000	\$6,500,000
Licenses, Permits, Franchises	\$0	\$0	\$0	\$0
Fines, Forfeitures, Penalties	\$0	\$0	\$0	\$0
Revenue from use of Assets	\$0	\$0	\$2,400	\$2,400
Intergovernmental Revenue	\$348,896	\$142,582	\$134,882	\$134,882
Charges for Service	\$355,061	\$311,000	\$285,900	\$285,900
Miscellaneous Revenue	\$39,751	\$31,500	\$67,000	\$67,000
Other Financing Sources	\$323,980	\$0	\$0	\$0
<b>Total Revenue</b>	<b>\$7,624,076</b>	<b>\$6,685,082</b>	<b>\$6,990,182</b>	<b>\$6,990,182</b>
Salaries and Benefits	\$6,396,090	\$6,092,621	\$5,770,761	\$5,770,761
Services and Supplies	\$1,802,690	\$1,489,106	\$1,493,891	\$1,493,891
Other Charges	\$633,255	\$605,940	\$537,340	\$537,340
Fixed Assets				
Buildings & Improvements	\$2,450	\$200,000	\$200,000	\$200,000
Other Financing Uses	\$153,387	\$0	\$0	\$0
Equity	\$0	\$0	\$0	\$0
Intrafund	\$0	\$0	\$0	\$0
Contingencies	\$0	\$0	\$0	\$0
<b>Gross Costs</b>	<b>\$8,987,872</b>	<b>\$8,387,667</b>	<b>\$8,001,992</b>	<b>\$8,001,992</b>
<b>Fund Balance</b>	<b>\$591,725</b>	<b>\$1,000,000</b>	<b>\$520,000</b>	<b>\$520,000</b>
<b>Net County Cost</b>	<b>\$772,071</b>	<b>\$702,585</b>	<b>\$491,810</b>	<b>\$491,810</b>

## PROGRAM DISCUSSION

The Library's 2011-2012 Recommended Proposed Budget of \$8,001,992 reflects an overall decrease of approximately 5% from last year's budget. The Library is primarily funded by a voter approved 1/8-cent sales tax, which is projected to generate \$6.5 million in revenue to support Library operations in Budget Year 2011-2012. This represents approximately 87% of the Library's total revenue. The voter approved 1/8-cent sales tax will sunset on June 30, 2013.

Total revenue projected for Budget Year 2011-2012 is \$6,990,182, approximately 4.5% increase from last fiscal year. This increase is primarily due to a projected increase in Sales and Use Tax revenue funded by a voter approved 1/8th cent dedicated sales tax. In Fiscal Year 2010-2011, sales tax revenue has come in somewhat better than expected as the economy shows signs of stability. Based on current revenue trends the Library is conservatively estimating sales tax revenue at \$6,500,000 for Budget Year 2011-2012. State revenue only reflects the amount budgeted by the Stanislaus Literacy Center which will be used to fully fund the ReadingWorks adult literacy partnership program at the Library. The Library is not anticipating State Public Library Fund or state funding to support inter-library transaction based reimbursement due to the volatility and uncertainty of the State Budget at this time. Local Revenue is projected at \$355,300, an increase of approximately 4%, mainly due to increased donations from the library support groups.

Total expenditures requested for Budget Year 2011-2012 is \$8,001,992, an overall 5% reduction from last fiscal year. Salaries and Benefits are budgeted at \$5,770,761 representing 72% of the Library's total budget. The Library is able to keep employee costs down despite the increases in retirement, worker's compensation and health care costs by streamlining services, using part time staff, and cross training staff to provide coverage across divisions. Services and supplies are kept at the current year's spending level by continuously scrutinizing spending in all areas. The book budget is kept at the \$200,000 level, and in order to keep up with public demand, the Library has worked with the Friends of the Library groups and the Library Foundation to fund some book purchases as well as some Children's and Teen programs. In addition, the Library has successfully negotiated with vendors to keep the same database services at a much reduced rate. Other Charges from county departments went down approximately 11% generating a savings to offset a portion of the reduction in county match revenue. Fixed Assets is budgeted at \$200,000 for maintenance projects at the 13 library branches. The Library worked closely with Facilities Maintenance to identify and prioritize maintenance needs and will delay

maintenance projects when possible. Even with all the partnership efforts, the Library is proposing the use of \$520,000 in fund balance to bridge the budget gap in Budget Year 2011-2012.

The Library will continue to look for opportunities to address the shortfall in revenue. By prioritizing spending, carefully utilizing resources, effectively deploying available staffing, and expanding funding streams, the Library strives to provide the same core library services with minimal disruptions to the public. It is hoped that as the economy slowly recovers, the Library will eventually be able to maintain a structurally balanced budget.

### **STAFFING IMPACTS**

The Department has requested to unfund one vacant Manager IV position to support the Department's budget balancing strategy.

Total current authorized positions— 70

It is recommended to unfund one vacant Manager IV position.

Total recommended authorized positions— 69

### **RECOMMENDED PROPOSED BUDGET**

It is recommended that a budget of \$8,001,992 be approved for the Library. The net county cost contribution was reduced approximately 30% or \$210,775 from Fiscal Year 2010-2011 Adopted Final Budget level. At this level of funding, the Department achieves its net county cost reduction by streamlining services, using part time staff, and cross training staff to provide coverage across departments. This budget is funded from \$6,990,182 in estimated department revenue, \$520,000 in departmental fund balance and a \$491,810 contribution from the General Fund.



# **A Strong Agricultural Economy/ Heritage**

Agricultural Commissioner  
Cooperative Extension

## A Strong Agricultural Economy/Heritage

Recognizing the vital role that agriculture plays in the community, the Stanislaus County Board of Supervisors adopted this priority to support the County's strong agriculture economy and heritage. Agriculture is the County's number one industry, generating close to \$2.5 billion a year.



Farmland conversion, air pollution, soil salinity and drainage, and agricultural water supply and water quality are major issues to be addressed if Stanislaus County is to remain an important and vital agriculture area. Equally important is the preservation of our unique agriculture heritage.

The Agricultural Commissioner's Office supports and protects the well being of agriculture and the community through the oversight of pesticide application, storage of agricultural products, certification of exports, prevention of the entry and spread of harmful insects, weeds, and plant diseases and the certification of agricultural product quality.

The University of California Cooperative Extension conducts research and educational programs tailored to the needs of Stanislaus County and provides oversight of 4H youth development programs. These programs are critical to preserving and protecting agriculture in the community and supporting the growth of our agriculture industry of tomorrow.

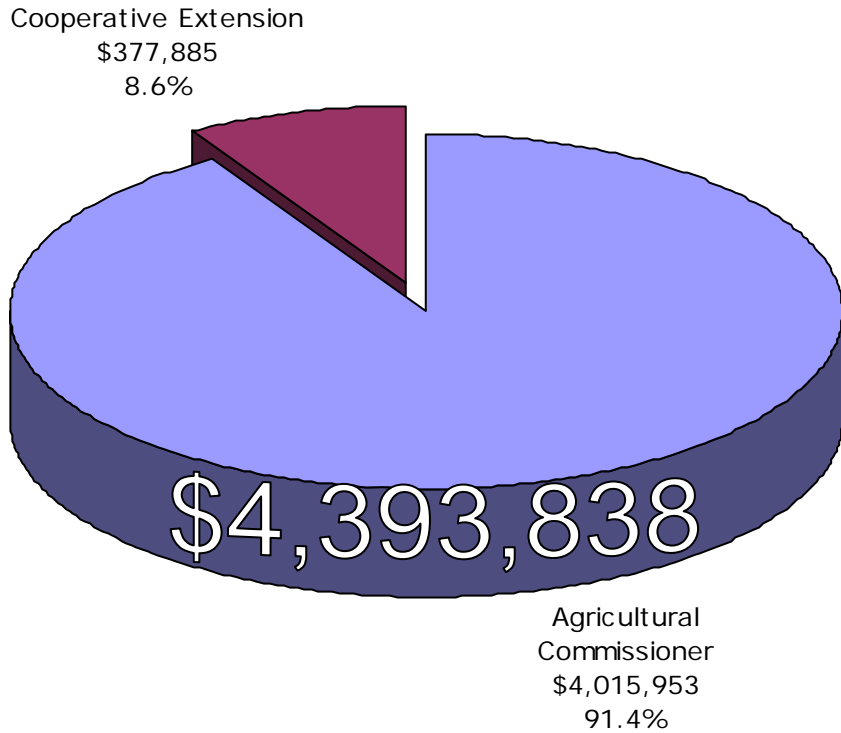
## **BUDGET YEAR 2011-2012 ISSUES**

For Budget Year 2011-2012, all departments receiving a General Fund contribution were reduced from 0%-30%. The only exceptions to these reductions were budgets with fixed costs associated with contracts. For A Strong Agricultural Economy/Heritage priority area, the General Fund contribution reduction was \$434,510 or 26%. In addition, departments will have to absorb significant increases in worker's compensation and retirement charges. This reduction in General Fund contribution will have impacts on the departments in the Strong Agricultural Economy/Heritage priority area. The Agricultural Commissioner can maintain a similar level of service to the community as delivered in Fiscal Year 2010-2011. There will be adjustments to levels of service in some programs due to realigning resources, a move required to better position the Department for Fiscal Years 2012-2013 and 2013-2014. Cooperative Extension will continue to provide a reduced level of service in all program areas. The required reduction for the upcoming budget year was achieved in part by the reduction in support services provided by an Agriculture Assistant II and through a reduced service level agreement for janitorial. The ability to maintain service levels is due in large part to General Fund departments being able to roll forward fund balances from Fiscal Year 2009-2010 and Fiscal Year 2010-2011. Both the Agricultural Commissioner and Cooperative Extension plan to take advantage of this strategic tool to balance their respective budgets. Assisting the departments in absorbing the reduction in General Fund contribution is the second year of the 5% salary deduction approved by the Board of Supervisors for all County employees and the \$12 million mitigation of Budget Year 2011-2012 retirement costs.

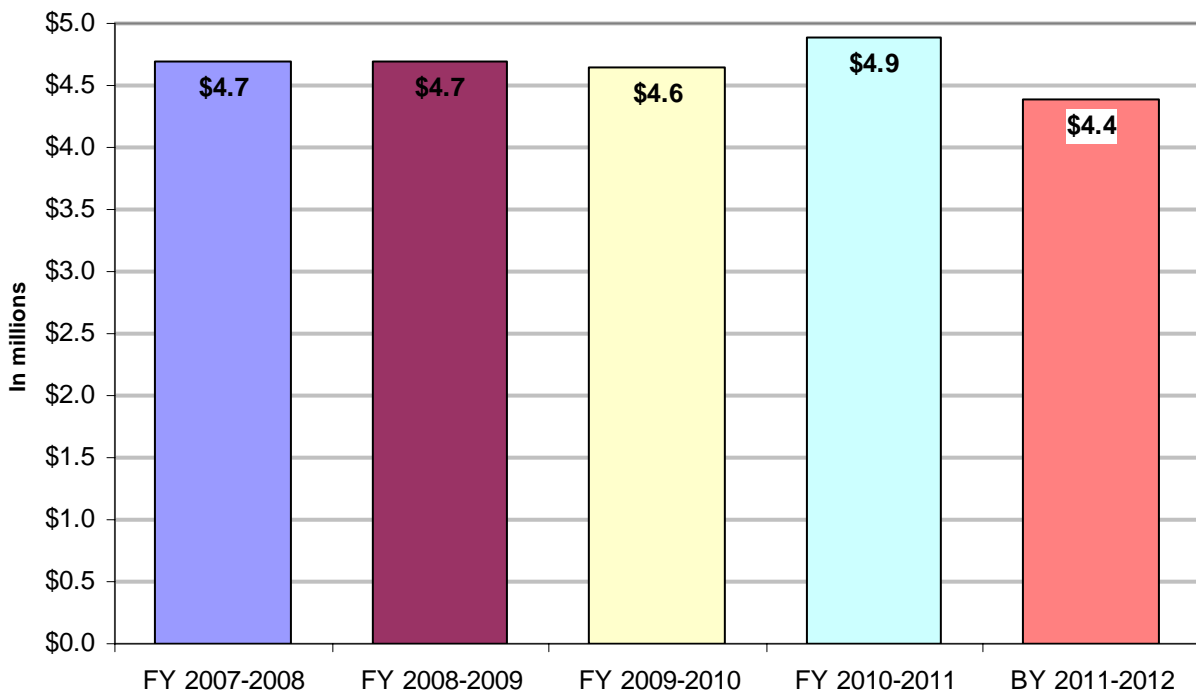


## A Strong Agricultural Economy/Heritage

### Recommended Expenditures Budget Year 2011-2012



### Five Year Comparison of Appropriations







# A STRONG AGRICULTURAL ECONOMY/HERITAGE

PAGE				RECOMMENDED 2011-2012
<b>AGRICULTURAL COMMISSIONER</b>				<b>\$ 4,015,953</b>
	<b>Fund</b>	<b>Org</b>		
279	0100	0010100	Agricultural Commissioner	\$4,015,953
<b>COOPERATIVE EXTENSION</b>				<b>\$ 377,885</b>
	<b>Fund</b>	<b>Org</b>		
282	0100	0021100	Cooperative Extension	\$357,712
286	1766	0021401	Farm and Home Advisors Research Trust	\$20,173
<b>TOTAL</b>				<b>\$ 4,393,838</b>

## STANISLAUS COUNTY, CALIFORNIA

Budget Year 2011-2012

### PUBLIC RESOURCES

#### Protection Inspection



### AGRICULTURAL COMMISSIONER

Budget Unit 0100 0010100

General Fund

#### MISSION STATEMENT

The mission of the Agricultural Commissioner's Office is to "Support and Protect the Well-being of Agriculture, Business and the Community."

#### OPERATIONAL PRIORITIES

The Operational Priorities for the Agricultural Commissioner for the 2011-2012 Budget Year include:

- ◆ Oversee the safe application of pesticides;
- ◆ Provide inspection and certification for Stanislaus County's exporters;
- ◆ Ensure equity in the market place;
- ◆ Prevent the introduction or spread of harmful pests; and
- ◆ Ensure that California's high standards for the quality of products such as fruits, vegetables, eggs, nursery stock and petroleum products are maintained.

#### SERVICES PROVIDED

The Agricultural Commissioner's Office oversees the use of pesticides applied in the production and storage of agricultural crops as well as performs inspections to ensure that equity prevails in the marketplace. Services include: plant product export certification for shippers, preventing the introduction or spread of harmful insects, weeds, plant diseases and other pests; conducting surveys for infestations of pests and carrying out pest eradication programs; ensuring that quality and/or labeling requirements are met for fruits and vegetables, eggs, nursery stock, petroleum products and packaged goods; monitoring the accuracy of advertised pricing at the retail level; and testing the accuracy of weighing and measuring devices used in commercial trade.

<b>Agricultural Commissioner</b>				
<b>Classification</b>	<b>2009-2010 Actual</b>	<b>2010-2011 Adopted Budget</b>	<b>2011-2012 Requested Proposed Budget</b>	<b>2011-2012 Recommended Proposed Budget</b>
Taxes	\$0	\$0	\$0	\$0
Licenses, Permits, Franchises	\$391,400	\$390,200	\$401,700	\$401,700
Fines, Forfeitures, Penalties	\$0	\$0	\$0	\$0
Revenue from use of Assets	\$5,825	\$8,000	\$5,000	\$5,000
Intergovernmental Revenue	\$2,105,619	\$2,156,654	\$2,039,642	\$2,039,642
Charges for Service	\$701,656	\$694,997	\$682,961	\$682,961
Miscellaneous Revenue	\$1,070	\$0	\$0	\$0
Other Financing Sources	\$51,935	\$0	\$0	\$0
<b>Total Revenue</b>	<b>\$3,257,505</b>	<b>\$3,249,851</b>	<b>\$3,129,303</b>	<b>\$3,129,303</b>
Salaries and Benefits	\$3,154,379	\$3,458,129	\$3,021,616	\$3,021,616
Services and Supplies	\$265,592	\$545,267	\$418,187	\$418,187
Other Charges	\$203,739	\$200,439	\$312,890	\$312,890
Fixed Assets				
Buildings & Improvements	\$0	\$54,000	\$54,000	\$54,000
Equipment	\$134,464	\$49,600	\$55,000	\$55,000
Other Financing Uses	\$80,326	\$0	\$0	\$0
Equity	\$0	\$0	\$0	\$0
Intrafund	\$229,243	\$237,960	\$154,260	\$154,260
Contingencies	\$0	\$0	\$0	\$0
<b>Gross Costs</b>	<b>\$4,067,743</b>	<b>\$4,545,395</b>	<b>\$4,015,953</b>	<b>\$4,015,953</b>
Fund Balance	\$0	\$0	\$0	\$0
<b>Net County Cost</b>	<b>\$810,238</b>	<b>\$1,295,544</b>	<b>\$886,650</b>	<b>\$886,650</b>

## PROGRAM DISCUSSION

At the proposed level of funding, the Department can maintain a similar level of service to the community as delivered in Fiscal Year 2010-2011. There will be adjustments to levels of service in some programs due to realigning resources, a move required to better position the Department for Fiscal Years 2012-2013 and 2013-2014. The ability to maintain service levels is due in large part to General Fund departments being able to roll forward fund balances from Fiscal Year 2009-2010 and Fiscal Year 2010-2011. Through planning, the Agricultural Commissioner was able to achieve a fund balance of \$459,000 in Fiscal Year 2009-2010 which was earmarked for the Budget Year 2011-2012 budget. In addition, the Agricultural Commissioner anticipates rolling forward another \$275,000 from the current year's budget. These funds will offset the \$310,000 reduction in General Fund contribution in Budget Year 2011-2012 and the projected loss of \$120,000 in Unclaimed Gas Tax and Mill Tax revenue. The Department is also projecting \$64,000 in reduced expenses for Budget Year 2011-2012.

The Salaries and Benefits portion of the Department's Recommended Proposed Budget will be met by using \$366,580 of the fund balance carried forward into Budget Year 2011-2012. Due to a staffing reorganization, the Department is requesting to unfund a vacant Accountant I position which recently became open due to an internal departmental promotion. The Department plans to fill the vacant Agricultural/Weights & Measures Inspector position to better serve customers while being able to claim increased expenses eligible for Unclaimed Gas Tax. There will be no significant net effect to the Department's budget due to the staffing changes.

In the event that the philosophy of allowing departments to roll forward fund balances is not carried into Fiscal Year 2012-2013, the Department will have to re-evaluate its budget strategy along with several projects in Budget Year 2011-2012 which have been placed on hold such as the installation of a vehicle scale for certifying the heavy capacity weight truck.

## **STAFFING IMPACTS**

The Department has requested to unfund one vacant Accountant I position. The Department has further requested to reclassify one Account Clerk III position due to a change in the position's duties and responsibilities. It is recommended that a classification study be conducted.

Total current authorized positions—37

It is recommended to unfund one vacant Accountant I position.

Total recommended authorized positions—36

## **RECOMMENDED PROPOSED BUDGET**

It is recommended that a budget of \$4,015,953 be approved for the Agricultural Commissioner. The net county cost contribution for this budget was reduced approximately 32% or \$408,894 from the Fiscal Year 2010-2011 Adopted Final Budget level. At this level of funding, the Department achieves its net county cost reduction through the use of prior year General Fund savings, reduced expenses and unfunding one vacant position. This budget is funded from \$3,129,303 in estimated department revenue and a \$886,650 contribution from the General Fund. The Department also anticipates using approximately \$366,580 of prior year General Fund savings to fully fund the 2011-2012 Recommended Proposed Budget.



## **UNIVERSITY OF CALIFORNIA COOPERATIVE EXTENSION**

### **MISSION STATEMENT**

To develop and deliver research-based information to the people of Stanislaus County in the areas of agriculture and natural resources, 4-H youth development and nutrition, and family and consumer sciences which supports the continued economic viability of the agricultural industry, a safe and reliable food supply, clean air and water and healthy communities.

### **OPERATIONAL PRIORITIES**

University of California (UC) Cooperative Extension will continue to focus on identifying current or new unsolved agriculture industry problems, as well as research and education programs that emphasize economic and environmental improvement. These priorities are important in UC Cooperative Extension programs that seek to ensure the viability and sustainability of the County's agriculture.

The Operational Priorities for Cooperative Extension for the 2011-2012 Budget Year include:

- ◆ Identify high priority issues within the areas of agriculture and natural resources and develop research programs to address those issues;
  - These issues include integrated pest management (IPM), improving economic efficiency and profitability of local agricultural industries, environmental improvement, food safety, sustainable agriculture, childhood obesity and healthy families.
- ◆ Extend information that has been developed locally and at the University of California campuses to Stanislaus County clientele;
  - This includes best management practices resulting from research programs.
  - New and improved technologies for improved agricultural practices (irrigation management, plant and animal nutrition, new innovations in integrated pest management and sustainable agriculture) and new potential marketing strategies (niche marketing).
- ◆ Collect information regarding industry acceptance and/or adoption of completed projects (new technology or improved cultural practice);
- ◆ Develop and maintain a UC Cooperative Extension newsletter database; and
- ◆ Participate and help develop an AgEdventure program, introducing agriculture to Stanislaus County elementary school students.

## STANISLAUS COUNTY, CALIFORNIA

Budget Year 2011-2012

---

### PUBLIC RESOURCES

#### Agricultural Education



### UNIVERSITY OF CALIFORNIA COOPERATIVE EXTENSION

Budget Unit 0100 0021100

General Fund

#### SERVICES PROVIDED

The University of California (UC) Cooperative Extension in Stanislaus County is part of a statewide system of off-campus education, based on a three-way partnership among the County Board of Supervisors, the University of California and the United States Department of Agriculture. UC Cooperative Extension brings the resources of the University of California to Stanislaus County residents. The University of California Cooperative Extension conducts applied research and education programs tailored to the needs of Stanislaus County. Programs are conducted in the areas of agriculture and natural resources, 4-H youth development and nutrition, family and consumer sciences. Most of the agricultural research is conducted in local field trials with local producers and growers. The information is delivered to clientele via classroom and in-field workshops, seminars, web sites, publications, telephone calls, office visits, on-farm consultations, email, television and radio programs, newsletters and articles written for newspapers and magazines.

The University of California provides funding for twelve UC Cooperative Extension employees (seven advisors and five paraprofessionals) conducting programs in the Stanislaus County UC Cooperative Extension Office. Six advisors are responsible for programs in Agriculture and Natural Resources, and one advisor and five paraprofessionals conduct programs in the human resources area (4-H Youth Development and Nutrition, Family and Consumer Sciences). The advisors support most of their own applied research and educational projects with extramural funds provided by a variety of grants from other agencies, grower associations, foundations, and private donors. Grant funds are used to purchase computers, lab supplies, field supplies, specialized equipment, and other items critical to conducting research. Stanislaus County provides funding for the Department's operational expenses, including support staff that work with the UC Cooperative Extension advisors and paraprofessionals in program delivery.

<b>Cooperative Extension</b>				
<b>Classification</b>	<b>2009-2010 Actual</b>	<b>2010-2011 Adopted Budget</b>	<b>2011-2012 Requested Proposed Budget</b>	<b>2011-2012 Recommended Proposed Budget</b>
Taxes	\$0	\$0	\$0	\$0
Licenses, Permits, Franchises	\$0	\$0	\$0	\$0
Fines, Forfeitures, Penalties	\$0	\$0	\$0	\$0
Revenue from use of Assets	\$0	\$0	\$0	\$0
Intergovernmental Revenue	\$0	\$0	\$0	\$0
Charges for Service	\$1,000	\$0	\$0	\$0
Miscellaneous Revenue	\$2,721	\$2,000	\$8,080	\$8,080
Other Financing Sources	\$0	\$0	\$0	\$0
<b>Total Revenue</b>	<b>\$3,721</b>	<b>\$2,000</b>	<b>\$8,080</b>	<b>\$8,080</b>
Salaries and Benefits	\$262,458	\$233,865	\$213,212	\$213,212
Services and Supplies	\$9,700	\$11,491	\$13,241	\$13,241
Other Charges	\$24,850	\$25,910	\$29,550	\$29,550
Fixed Assets	\$0	\$0	\$0	\$0
Other Financing Uses	\$8,258	\$0	\$0	\$0
Equity	\$0	\$0	\$0	\$0
Intrafund	\$87,652	\$105,982	\$101,709	\$101,709
Contingencies	\$0	\$0	\$0	\$0
<b>Gross Costs</b>	<b>\$392,918</b>	<b>\$377,248</b>	<b>\$357,712</b>	<b>\$357,712</b>
<b>Fund Balance</b>	<b>\$0</b>	<b>\$0</b>	<b>\$0</b>	<b>\$0</b>
<b>Net County Cost</b>	<b>\$389,197</b>	<b>\$375,248</b>	<b>\$349,632</b>	<b>\$349,632</b>

## PROGRAM DISCUSSION

At the proposed level of funding, the Department will continue to provide a reduced level of service in all program areas. The required budget reduction for the upcoming budget year was achieved in part by the reduction of support services received from an Agriculture Assistant II. The Agriculture Assistant II position was previously deleted from the Department due to budget constraints. An agreement with the Agricultural Commissioner's Office allows the Agriculture Assistant to provide a percentage of support to the UC Cooperative Extension Advisors. Such support includes assisting advisors in establishing, maintaining, harvesting and collecting data from field research projects and maintaining the demonstration orchards and vineyard at the Stanislaus County Agricultural Center. In addition, Cooperative Extension and the other County Departments located at the Stanislaus County Agricultural Center have worked with the General Services Agency to develop a reduced service level agreement for janitorial that will also result in cost savings in the Department's budget.

In January 2011, the Board of Supervisors authorized UC Cooperative Extension to enter into a month-to-month lease agreement with California FarmLink. This agreement allows FarmLink the use of 270 square feet of vacant office space. This rental agreement will generate \$4,080 of rental revenue annually. This lease agreement provides UC Cooperative Extension with additional revenue to help offset their facility maintenance costs. The Department also anticipates entering into a similar lease agreement with the Audubon Society on May 2011. This agreement will allow the Audubon Society to use one workstation within the UC Cooperative Extension office and will generate \$2,000 in rental revenue annually.

In the current fiscal year, the Department has realized additional revenue above what was estimated from lease agreements, mileage reimbursement and through the sales of educational items. This additional revenue, coupled with savings in the extra help budget and in janitorial, utilities, and other cost categories, has resulted in an anticipated year-end General Fund savings of approximately \$41,000. Because General Fund departments are allowed to retain 75% of their unused net county cost, Cooperative Extension expects to carry over an additional \$30,673 into the 2011-2012 Budget Year.

**STAFFING IMPACTS**

Total current authorized positions—3

There are no recommended changes to the current level of staffing.

Total recommended authorized positions—3

**RECOMMENDED PROPOSED BUDGET**

It is recommended that a budget of \$357,712 be approved for the Cooperative Extension. The net county cost contribution for this budget was reduced approximately 7% or \$25,616 from the Fiscal Year 2010-2011 Adopted Final Budget level. At this level of funding, the Department achieves its net county cost reduction by salary savings and increased lease revenue. This budget is funded from \$8,080 in estimated department revenue and a \$349,632 contribution from the General Fund. The Department also anticipates using approximately \$30,673 of prior year General Fund savings to fully fund the 2011-2012 Proposed Budget.



**STANISLAUS COUNTY, CALIFORNIA**  
**Budget Year 2011-2012**  
**PUBLIC RESOURCES**  
**Agricultural Education**



**UC COOPERATIVE EXTENSION—FARM AND HOME ADVISORS RESEARCH TRUST**

Budget Unit 1766 0021401  
 Special Revenue Fund

**SERVICES PROVIDED**

The Farm and Home Advisors Research Trust Fund provides support to UC Cooperative Extension's efforts to provide programs in agriculture and natural resources, 4-H youth development and nutrition, family and consumer sciences, and community resource development.

**CASH BALANCE**

As of July 1, 2011, the Farm and Home Advisors Research Trust is projected to have a positive cash balance of \$62,274 compared to the July 1, 2010 positive balance of \$65,529. The UC Cooperative Extension – Farm and Home Advisors Research Trust is funded through donations and grants that vary from year to year.

<b>Cooperative Extension - Farm &amp; Home Advisors Res</b>				
<b>Classification</b>	<b>2009-2010 Actual</b>	<b>2010-2011 Adopted Budget</b>	<b>2011-2012 Requested Proposed Budget</b>	<b>2011-2012 Recommended Proposed Budget</b>
Taxes	\$0	\$0	\$0	\$0
Licenses, Permits, Franchises	\$0	\$0	\$0	\$0
Fines, Forfeitures, Penalties	\$0	\$0	\$0	\$0
Revenue from use of Assets	\$0	\$0	\$0	\$0
Intergovernmental Revenue	\$0	\$0	\$0	\$0
Charges for Service	\$0	\$0	\$0	\$0
Miscellaneous Revenue	\$7,500	\$0	\$0	\$0
Other Financing Sources	\$0	\$0	\$0	\$0
<b>Total Revenue</b>	<b>\$7,500</b>	<b>\$0</b>	<b>\$0</b>	<b>\$0</b>
Salaries and Benefits	\$0	\$0	\$0	\$0
Services and Supplies	\$6,613	\$64,839	\$20,173	\$20,173
Other Charges	\$0	\$0	\$0	\$0
Fixed Assets	\$0	\$0	\$0	\$0
Other Financing Uses	\$0	\$0	\$0	\$0
Equity	\$0	\$0	\$0	\$0
Intrafund	\$0	\$0	\$0	\$0
Contingencies	\$0	\$0	\$0	\$0
<b>Gross Costs</b>	<b>\$6,613</b>	<b>\$64,839</b>	<b>\$20,173</b>	<b>\$20,173</b>
<b>Fund Balance</b>	<b>(\$887)</b>	<b>\$64,839</b>	<b>\$20,173</b>	<b>\$20,173</b>
<b>Net County Cost</b>	<b>\$0</b>	<b>\$0</b>	<b>\$0</b>	<b>\$0</b>

**PROGRAM DISCUSSION**

The Farm and Home Advisors Research Trust is used to fund specific applied research and education projects within each advisor's expert subject matter area. Historically, Cooperative Extension has budgeted the full amount of available departmental fund balance on an annual basis. In an effort to better estimate the anticipated spending for the upcoming budget year, the Department has spent considerable time working with the farm advisors in projecting anticipated expenditures as reflected in this year's budget request.

**STAFFING IMPACTS**

Total current authorized positions—0

**RECOMMENDED PROPOSED BUDGET**

It is recommended that a budget of \$20,173 be approved for the UC Cooperative Extension Farm and Home Advisors Research Trust Fund. This budget is funded from \$20,173 in departmental fund balance.



# **A Well Planned Infrastructure System**

Environmental Resources  
Parks and Recreation  
Planning and Community Development  
Public Works

## A Well Planned Infrastructure System

A well planned infrastructure system is essential to the quality of life for the residents of Stanislaus County and to the maintenance and expansion of a robust economy. A clean water source is imperative for sustaining our agricultural and industrial economies as well as the natural environment. Improving water quality and availability and promoting effective liquid and solid waste disposal will improve not only the quality of life for our residents, but also protect our natural resources. Developing a regional approach to transportation circulation will help improve residents' ability to navigate through the community and support the movement of goods and services.



The Department of Environmental Resources strives to improve the quality of life for our community through education, investigation and inspection services in Hazardous Materials, Solid Waste Management, Landfill Operations, Environmental Health and Milk and Dairy.

The Parks and Recreation Department acquires, develops, and maintains recreation areas serving every segment of society, including the disabled and the economically disadvantaged, in ways that will provide the best possible experience for people to enjoy the outdoors at the most reasonable cost.

The Planning and Community Development Department provides information and assistance to the general public on land use issues, administers building permit services and implements and finances redevelopment projects (through the Stanislaus County Redevelopment Agency) in blighted areas of the County.

The Public Works Department provides regional transportation planning, construction and management of roads and bridges, and operation of inter-city transit services.

## **BUDGET YEAR 2011-2012 ISSUES**

For Budget Year 2011-2012, all departments receiving a General Fund contribution were reduced from 0%-30%. The only exceptions to these reductions were budgets with fixed costs associated with contracts. For A Well Planned Infrastructure System priority area, the General Fund contribution reduction was \$1,008,407 or 26%. In addition, departments will have to absorb significant increases in worker's compensation and retirement charges. This reduction in General Fund contribution will have significant impacts on the departments in the Well Planned Infrastructure System priority area.

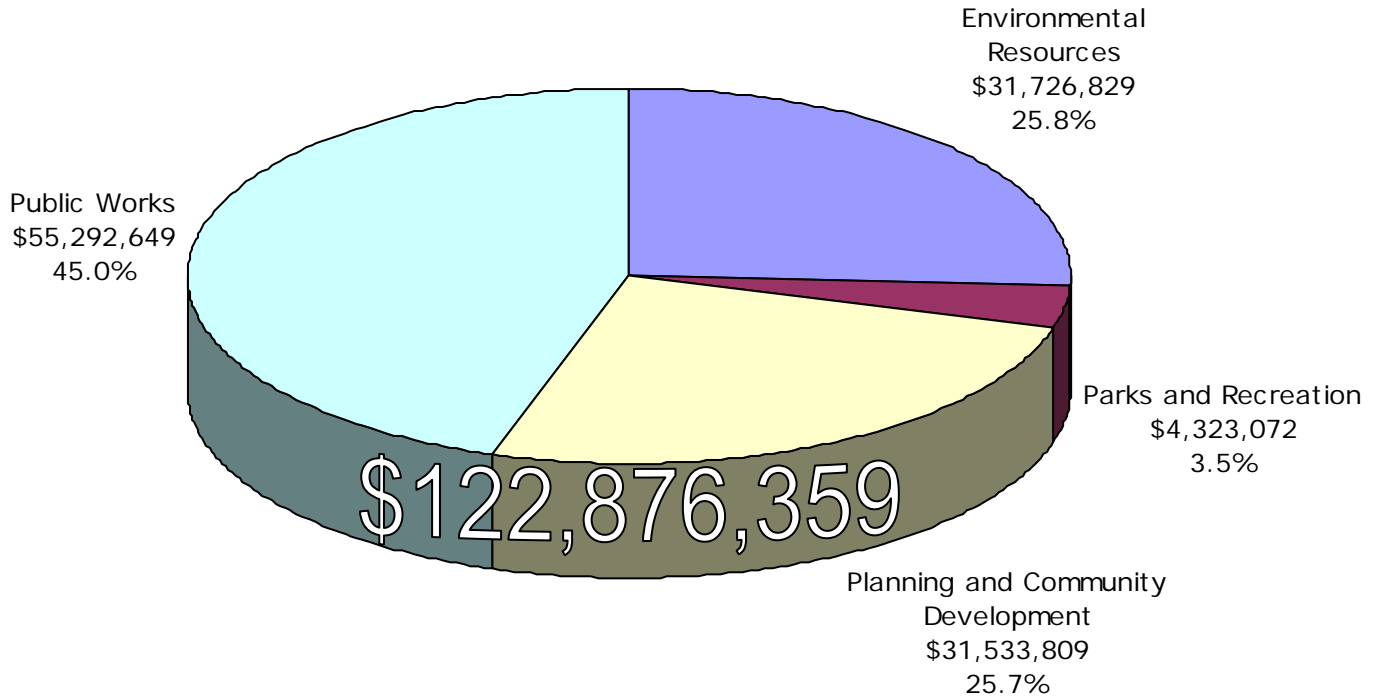
The Department of Environmental Resources will continue to provide for mandated education, investigation and inspection services for programs. The Department has reorganized the Code Enforcement Unit placing the nuisance abatement, zoning enforcement, and graffiti abatement programs under the Environmental Health Division. The Department of Parks and Recreation meets the targeted budget reduction through the reorganization of the administration office, unfunding a vacant position (Deputy Director), eliminating funding for the Stanislaus County Police Activities League and closing four fishing accesses. The Planning and Community Development focus for the upcoming budget year is on maintaining core services while fulfilling all State and Federal mandated requirements relating to land use activities, building codes, special revenue grants, and the administration of redevelopment agency activities. The Department of Public Works, funded through Federal, State and local transportation funding sources, expects to maintain the County's roadway system in a reasonably safe and cost-effective manner. This includes repairs, improvements, and preventive maintenance performed on an annual basis. The budget also provides for 24-hour emergency response to road hazards and weather related emergencies as well as a variety of road construction projects.

The ability to maintain service levels is due in large part to General Fund departments being able to roll forward fund balances from Fiscal Year 2009-2010 and Fiscal Year 2010-2011. The Departments of Parks and Recreation and Planning and Community Development plan to take advantage of this strategic tool to balance their respective budgets. Many departments have completed reductions in force in Fiscal Year 2010-2011 in preparation for the reduction in their General Fund contribution amount. Assisting the departments in absorbing the reduction in General Fund contribution is the second year of the 5% salary deduction approved by the Board of Supervisors for all County employees and the \$12 million mitigation of Budget Year 2011-2012 retirement costs.

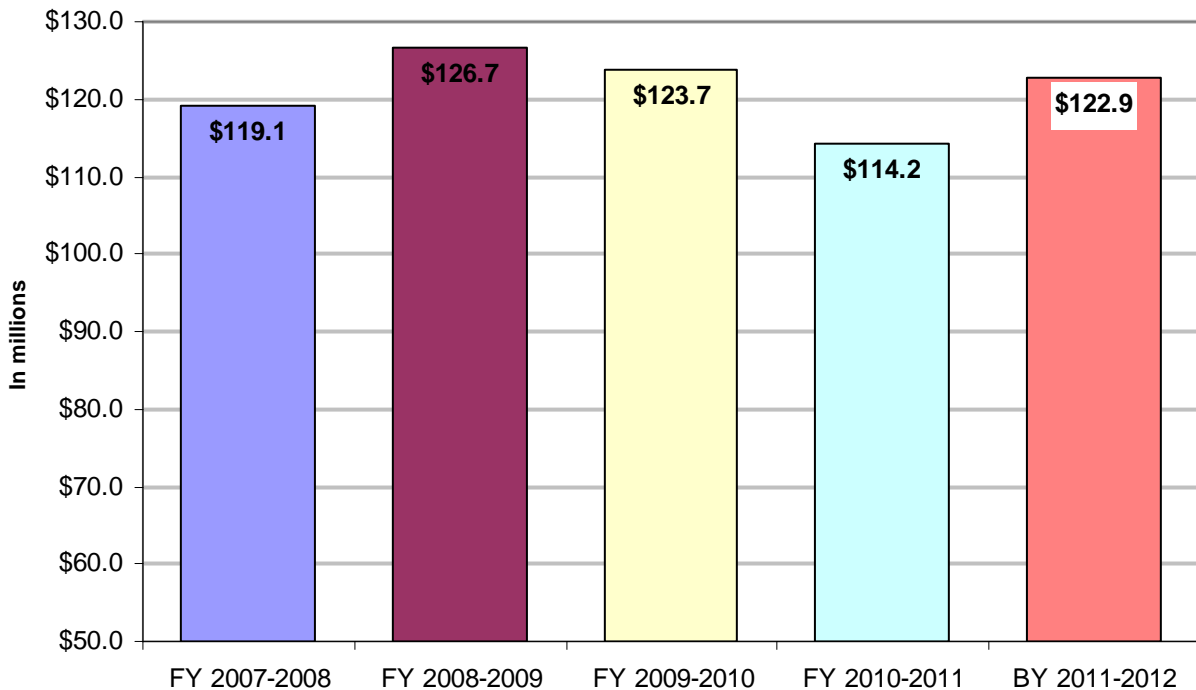


## A Well Planned Infrastructure System

### Recommended Expenditures Budget Year 2011-2012



### Five Year Comparison of Appropriations





# A WELL-PLANNED INFRASTRUCTURE SYSTEM

PAGE				RECOMMENDED 2011-2012
<b>ENVIRONMENTAL RESOURCES</b>				<b>\$31,726,829</b>
<b>Fund</b>	<b>Org</b>			
293	1001	0034100	Environmental Resources	\$7,563,222
297	1004	0034204	AB 939 - Source Reduction and Recycle	\$900,000
299	1014	0034234	Abandoned Vehicles	\$80,000
301	1010	0034211	Beverage Container Recycling	\$29,802
303	1005	0034205	Disclosure Program	\$326,000
305	1015	0034236	E-Waste Collection Facility	\$54,990
307	4021	0041100	Fink Road Landfill	\$7,036,659
309	1011	0034225	Food Processing	\$0
311	4031	0041200	Geer Road Landfill	\$1,258,612
313	1002	0034202	Household Hazardous Waste	\$766,000
315	1009	0034209	Trust Fund	\$52,623
317	1006	0034206	Underground Storage Tank Pilot Program	\$279,649
319	1008	0034208	Used Oil Recycling	\$146,839
321	1003	0034203	Vehicle Registration Fee Surcharge	\$75,000
323	1012	0034200	Waste Tire Enforcement Grant	\$110,295
325	4061	0034810	Waste-to-Energy	\$13,047,138
<b>PARKS AND RECREATION</b>				<b>\$4,323,072</b>
<b>Fund</b>	<b>Org</b>			
327	0100	0035110	Parks and Recreation	\$3,993,646
332	1727	0035452	Fish and Wildlife	\$50,000
334	1728	0035453	Modesto Reservoir Patrol	\$75,000
336	1702	0035451	Off-Highway Vehicle Fund	\$0
338	0100	0035430	Parks Master Plan	\$40,000
340	1694	0035701	Regional Water Safety Training Center	\$43,000
342	0100	0035420	Tuolumne River Regional Park	\$121,426
<b>PLANNING AND COMMUNITY DEVELOPMENT</b>				<b>\$31,533,809</b>
<b>Fund</b>	<b>Org</b>			
344	0100	0025101	Planning and Community Development	\$1,708,880
347	1206	0040400	Building Permits	\$2,047,753
349	1746	0043290	Dangerous Building Abatement	\$35,700
351	179A	0025521	General Plan Maintenance	\$91,030
353	2061	0025700	Redevelopment Agency	\$10,783,277
355	2062	0025780	Redevelopment Agency- Housing Set Aside	\$7,065,256
357	1717	0025450	Special Revenue Grants	\$9,801,913
360	178D	0025601	Salida Planning Efforts	\$0



# A WELL-PLANNED INFRASTRUCTURE SYSTEM

PAGE				RECOMMENDED 2011-2012
<b>PUBLIC WORKS</b>				<b>\$ 55,292,649</b>
	<b>Fund</b>	<b>Org</b>		
362	1201	0040001	Administration	\$1,516,526
365	1202	0040249	Engineering	\$3,833,369
368	1795	0025510	Hammett/Kiernan Project Study Report	\$0
370	4001	0041510	Local Transit System	\$5,644,295
372	5121	0042100	Morgan Shop	\$3,592,608
374	1101	0040399	Road and Bridge	\$40,705,851
<b>TOTAL</b>				<b>\$ 122,876,359</b>





## **ENVIRONMENTAL RESOURCES**

### **MISSION STATEMENT**

The Department of Environmental Resources strives to promote a safe and healthy environment and improve the quality of life in our community through a balance of science, education, partnerships and environmental regulation.

### **OPERATIONAL PRIORITIES**

The Operational Priorities for the Department of Environmental Resources for the 2011-2012 Budget Year include:

- ◆ Restructuring to accommodate service level changes in response to reduced revenues, i.e. Code Enforcement programs and Environmental Health program service levels;
- ◆ Begin implementation of new Greenhouse Gas requirements at both landfills and in the commercial waste sector;
- ◆ Complete negotiations for a long-term Agreement with Covanta;
- ◆ Conduct above ground storage tank inspections and workshops for businesses; and
- ◆ Meet or exceed State and Federal mandates for all programs.

# STANISLAUS COUNTY, CALIFORNIA

Budget Year 2011-2012

## PUBLIC RESOURCES

### Other Protection



## ENVIRONMENTAL RESOURCES

Budget Unit 1001 0034100

Special Revenue Fund

### SERVICES PROVIDED

The Department of Environmental Resources (DER) provides for State and local mandated education, investigation, inspection services, and operations in the following programs: Environmental Health; Hazardous Materials; Solid Waste Management; Landfill Operations; and Milk and Dairy. The following are examples of various elements of these programs.

#### Environmental Health

- ◆ Food Safety – Restaurants, Markets, Bars, School Cafeterias
- ◆ Food Safety – Food Vehicles, Temporary Food Facilities, and Itinerant Swap Meet Stands
- ◆ Recreational Health – Public Swimming Pools and Spas
- ◆ Water Wells and Small Public Water Systems
- ◆ Onsite Wastewater Treatment (Septic and Aerobic Systems) and Pumper Trucks
- ◆ Land Use
- ◆ Employee and Residential Housing
- ◆ Jail Inspections
- ◆ Lead – Elevated Blood Level Complaints
- ◆ Nuisance Abatement
- ◆ Zoning Enforcement
- ◆ Graffiti Abatement

#### Hazardous Materials

- ◆ Business Plans
- ◆ Hazardous Waste Generators
- ◆ Household Hazardous Waste
- ◆ Medical Waste
- ◆ Site Mitigation
- ◆ Above Ground and Underground Storage Tanks
- ◆ Emergency Response
- ◆ Community Preparedness
- ◆ California Accidental Release Prevention
- ◆ Electronic Waste

#### Solid Waste Management

- ◆ Integrated Waste Management Planning
- ◆ Administration of Refuse Collection Contracts
- ◆ Curbside Recycling and Bulky-Item Collection Program
- ◆ Refuse Ordinance Enforcement
- ◆ Nuisance Abatement
- ◆ Administration of Waste-to-Energy Service Agreement
- ◆ Food Processing By-Products Reuse Program
- ◆ Used Oil Program
- ◆ Recycling Program

- ◆ Waste Tire Enforcement Program
- ◆ Administration of the Recycling Market Development Zone

### Landfill Operations

- ◆ Landfill Services for Municipal Solid Waste Disposal for the Communities of Stanislaus County
- ◆ Divert Materials from Disposal Including Electronic Waste (E-Waste), Tires and Appliances (White Goods)
- ◆ Abatement for Illegal Roadside Dumping
- ◆ Oversight of the County's Closed Geer Road Landfill

### Milk and Dairy

- ◆ Permitting, Inspection, and Education Services for Grade A, B Dairies
- ◆ Milk Sampling at Dairies and Retail Markets

### CASH BALANCE

As of July 1, 2011, this fund is projected to have a positive cash balance of \$2,363,119 compared to the July 1, 2010 positive balance of \$2,663,117. Environmental Resources expects to use approximately \$300,000 of fund balance in Fiscal Year 2010-2011 as a result of increases in benefit costs such as health insurance, retirement, and workers compensation. The Department anticipates continuing to use fund balance for the next several years in order to lessen the impact of fee increases on businesses while still funding increasing costs. Fund balance is used to fund the replacement of fixed assets, as well as the cash out liabilities for retirees and employees who leave County service. Positions will continue to be held vacant where possible to lessen the amount of fund balance required.

<b>Environmental Resources</b>				
<b>Classification</b>	<b>2009-2010 Actual</b>	<b>2010-2011 Adopted Budget</b>	<b>2011-2012 Requested Proposed Budget</b>	<b>2011-2012 Recommended Proposed Budget</b>
Taxes	\$0	\$0	\$0	\$0
Licenses, Permits, Franchises	\$0	\$0	\$0	\$0
Fines, Forfeitures, Penalties	\$16,541	\$25,500	\$15,000	\$15,000
Revenue from use of Assets	\$25	\$0	\$0	\$0
Intergovernmental Revenue	\$318,514	\$581,020	\$598,000	\$598,000
Charges for Service	\$6,207,359	\$5,890,522	\$5,834,113	\$5,834,113
Miscellaneous Revenue	\$42,103	\$0	\$0	\$0
Other Financing Sources	\$667,956	\$647,000	\$583,000	\$583,000
<b>Total Revenue</b>	<b>\$7,252,498</b>	<b>\$7,144,042</b>	<b>\$7,030,113</b>	<b>\$7,030,113</b>
Salaries and Benefits	\$6,248,033	\$6,874,218	\$6,267,005	\$6,267,005
Services and Supplies	\$359,059	\$776,455	\$730,675	\$730,675
Other Charges	\$549,809	\$543,830	\$545,542	\$545,542
Fixed Assets				
Equipment	\$0	\$20,000	\$20,000	\$20,000
Other Financing Uses	\$176,836	\$0	\$0	\$0
Equity	\$0	\$0	\$0	\$0
Intrafund	\$0	\$0	\$0	\$0
Contingencies	\$0	\$0	\$0	\$0
<b>Gross Costs</b>	<b>\$7,333,737</b>	<b>\$8,214,503</b>	<b>\$7,563,222</b>	<b>\$7,563,222</b>
Fund Balance	(\$490,544)	\$550,138	\$116,851	\$116,851
<b>Net County Cost</b>	<b>\$571,783</b>	<b>\$520,323</b>	<b>\$416,258</b>	<b>\$416,258</b>

### PROGRAM DISCUSSION

At the proposed level of funding, the Department will continue to provide for mandated education, investigation and inspection services for programs. All mandates will be achieved in a manner that protects the health and safety of the citizens of Stanislaus County and the environment.

In early 2011, the Department evaluated priorities and activities that are directly related to the core programs the Department is mandated to perform and reviewed programs that do not have special funding associated with them. As a result, the Department has reorganized the Code Enforcement Unit placing the nuisance abatement, zoning enforcement, and graffiti abatement programs under the Environmental Health Division. Effective July 1, 2011, these services will continue to be provided; however, the ability for staff to respond to requests for service as quickly as in the past will be limited. An analysis of the code enforcement abatements from calendar year 2009 to 2010 shows a 15% reduction in abatements. Analysis of abatements for the first four months of 2011 are down approximately 12.5% from 2010.

The Department continues to review the State mandates for all Department programs and may be revising the inspection frequencies depending on the outcome of the final analysis.

Historically, the Oakdale Bulky Item Drop-off Program has been funded through the Fink Road Landfill. Due to decreased revenue, the program will be discontinued beginning July 1, 2011. The staff hours assigned to this program will be re-assigned to other programs that are fee funded.

### **STAFFING IMPACTS**

The Board of Supervisors approved a reduction-in-force action on March 1, 2011, which included deleting four filled positions effective July 2, 2011.

Total current authorized positions effective July 2, 2011—67

There are no recommended changes to the current level of staffing in the Proposed Budget.

Total recommended authorized positions—67

### **RECOMMENDED PROPOSED BUDGET**

It is recommended that a budget of \$7,563,222 be approved for the Department of Environmental Resources. The net county cost contribution for this budget was reduced 20% or \$104,065 from the Fiscal Year 2010-2011 Adopted Final Budget level. At the proposed level of funding, the Department achieves its net county cost reduction by salary savings from a reduction-in-force of four positions on July 2, 2011, unfunding six vacancies, and the reclassification of three positions. This budget is funded from \$7,030,113 in estimated department revenue, a \$416,258 contribution from the General Fund and \$116,851 in departmental fund balance.

**STANISLAUS COUNTY, CALIFORNIA**  
**Budget Year 2011-2012**



**PUBLIC RESOURCES**  
**Other Protection**

**ENVIRONMENTAL RESOURCES—AB939/SOURCE REDUCTION AND RECYCLE**

Budget Unit 1004 0034204  
 Special Revenue Fund

**SERVICES PROVIDED**

In 1989, California's Integrated Waste Management Act (AB 939) mandated a reduction in waste being disposed of in landfills and established an integrated framework for program implementation, solid waste planning, and solid waste facility and landfill compliance. The AB 939/Source Reduction and Recycle fund is funded through a \$3.00 per ton surcharge on waste disposed at the Waste to Energy Facility. The Department of Environmental Resources provides all reporting required by AB 939 for the County and each of the incorporated cities excluding the City of Modesto. In addition, AB 939 commits Stanislaus County and the participating cities to a list of programs designed to meet the legislation's goals for source reduction, recycling, and education.

**CASH BALANCE**

As of July 1, 2011, this fund is projected to have a \$0 cash balance compared to the July 1, 2010 positive balance of \$125,678. The difference in cash balance is due to payables that were outstanding on July 1, 2010. Funds are traditionally transferred from this budget to the Environmental Resources main operating budget at the end of the fiscal year for associated staff costs.

<b>Environmental Resources - AB 939</b>				
<b>Classification</b>	<b>2009-2010 Actual</b>	<b>2010-2011 Adopted Budget</b>	<b>2011-2012 Requested Proposed Budget</b>	<b>2011-2012 Recommended Proposed Budget</b>
Taxes	\$0	\$0	\$0	\$0
Licenses, Permits, Franchises	\$0	\$0	\$0	\$0
Fines, Forfeitures, Penalties	\$0	\$0	\$0	\$0
Revenue from use of Assets	\$2,892	\$5,000	\$5,000	\$5,000
Intergovernmental Revenue	\$0	\$0	\$0	\$0
Charges for Service	\$771,218	\$795,000	\$895,000	\$895,000
Miscellaneous Revenue	\$0	\$0	\$0	\$0
Other Financing Sources	\$0	\$0	\$0	\$0
<b>Total Revenue</b>	<b>\$774,110</b>	<b>\$800,000</b>	<b>\$900,000</b>	<b>\$900,000</b>
Salaries and Benefits	\$0	\$0	\$0	\$0
Services and Supplies	\$442,919	\$441,000	\$449,500	\$449,500
Other Charges	\$315,357	\$359,000	\$405,500	\$405,500
Fixed Assets				
Equipment	\$0	\$0	\$45,000	\$45,000
Other Financing Uses	\$0	\$0	\$0	\$0
Equity	\$0	\$0	\$0	\$0
Intrafund	\$0	\$0	\$0	\$0
Contingencies	\$0	\$0	\$0	\$0
<b>Gross Costs</b>	<b>\$758,276</b>	<b>\$800,000</b>	<b>\$900,000</b>	<b>\$900,000</b>
<b>Fund Balance</b>	<b>(\$15,834)</b>	<b>\$0</b>	<b>\$0</b>	<b>\$0</b>
<b>Net County Cost</b>	<b>\$0</b>	<b>\$0</b>	<b>\$0</b>	<b>\$0</b>

## **PROGRAM DISCUSSION**

Proposed new rules under the California Global Warming Solutions Act (AB 32) can potentially increase costs for this budget for Budget Year 2011-2012 and future years. For example, the California Department of Resources Recycling and Recovery has proposed regulation, which will likely be enacted, to require local jurisdictions to implement a commercial recycling program which consists of education, outreach and monitoring. Since it will be an unfunded State mandate, the commercial recycling program implementation will be burdensome on the Department of Environmental Resources and will create staffing and operational challenges. This regulation will require businesses and multi-unit residential family dwellings of at least 16 units that generate four cubic yards or more of solid waste per week to subscribe to recycling service, send materials to a mixed processing facility, or self-haul recyclables.

In Budget Year 2011-2012, the Department will continue to provide a similar level of service in support of education and outreach promoting source reduction, reuse, and recycling for residential programs. These efforts include recycling and anti-litter programs presented to over 1,200 children through the pre-school, elementary, and junior high schools and the County libraries.

The success of the "Second Chance Week" program that was instituted in October 2007, has led to the Department's fifth "Second Chance Week" event, which will be held in October 2011. The program collaborates with local veterinary offices and pet supply stores collecting new and gently used pet supplies, which are ultimately donated to the Stanislaus County Department of Animal Services to be reused by adoptees.

Confidential paper, non-confidential paper and/or corrugated cardboard is collected on a weekly, bi-monthly, monthly, or as-needed basis by Department staff from thirty five (35) Stanislaus County agency locations. During Fiscal Year 2009-2010, approximately 88 tons of confidential paper, 52 tons of non-confidential paper, and 16 tons of corrugated cardboard was collected. Non-confidential paper and corrugated cardboard are provided as recyclable material for new paper products. Confidential paper destruction occurs at the Stanislaus Resource Recovery Facility to produce usable energy.

The Citizen's Guide to Recycling in Stanislaus County is a comprehensive directory of recycling options, opportunities, guidelines, and programs provided to the residents of Stanislaus County. The Recycling Guide is published in English and Spanish, then distributed to the eight cities within the County, at numerous public events, and the three transfer stations operating in the County.

Recycling information and resources are constantly updated at the Department's Recycling Web Site. The site includes the Recycling Guide, Recycling Events, Partners in Recycling, Recycling Programs, Frequently Asked Questions and Fun and Informative Links for the general public, children and educators. Contact information for the County's refuse haulers and current transfer station rates are also available.

## **STAFFING IMPACTS**

Total current authorized positions—0

## **RECOMMENDED PROPOSED BUDGET**

It is recommended that a budget of \$900,000 be approved for the Environmental Resources – AB 939/Source Reduction and Recycle. This budget is funded from \$900,000 in estimated departmental revenue.

**STANISLAUS COUNTY, CALIFORNIA**  
**Budget Year 2011-2012**



**PUBLIC RESOURCES**  
**Other Protection**

**ENVIRONMENTAL RESOURCES—ABANDONED VEHICLE ABATEMENT**

Budget Unit 1014 0034234  
 Special Revenue Fund

**SERVICES PROVIDED**

The Abandoned Vehicle Abatement (AVA) Program responds to abandoned vehicle complaints on both public and private property resulting in the removal of many abandoned vehicles in the unincorporated area of the County each year.

**CASH BALANCE**

As of July 1, 2011, this fund is projected to have a positive cash balance of approximately \$106,000 compared to the July 1, 2010 positive balance of \$109,504. The AVA fund is funded through fees collected from DMV fees and passed through the State of California to the Stanislaus Council of Governments (StanCOG).

<b>Environmental Resources - Abandoned Vehicles</b>				
<b>Classification</b>	<b>2009-2010 Actual</b>	<b>2010-2011 Adopted Budget</b>	<b>2011-2012 Requested Proposed Budget</b>	<b>2011-2012 Recommended Proposed Budget</b>
Taxes	\$0	\$0	\$0	\$0
Licenses, Permits, Franchises	\$0	\$0	\$0	\$0
Fines, Forfeitures, Penalties	\$0	\$0	\$0	\$0
Revenue from use of Assets	\$0	\$0	\$0	\$0
Intergovernmental Revenue	\$90,450	\$80,000	\$80,000	\$80,000
Charges for Service	\$247	\$0	\$0	\$0
Miscellaneous Revenue	\$0	\$0	\$0	\$0
Other Financing Sources	\$0	\$0	\$0	\$0
<b>Total Revenue</b>	<b>\$90,697</b>	<b>\$80,000</b>	<b>\$80,000</b>	<b>\$80,000</b>
Salaries and Benefits	\$74,974	\$83,805	\$0	\$0
Services and Supplies	\$6,950	\$1,550	\$13,360	\$13,360
Other Charges	\$22,932	\$25,109	\$66,640	\$66,640
Fixed Assets	\$0	\$0	\$0	\$0
Other Financing Uses	\$1,732	\$0	\$0	\$0
Equity	\$0	\$0	\$0	\$0
Intrafund	\$0	\$0	\$0	\$0
Contingencies	\$0	\$0	\$0	\$0
<b>Gross Costs</b>	<b>\$106,588</b>	<b>\$110,464</b>	<b>\$80,000</b>	<b>\$80,000</b>
<b>Fund Balance</b>	<b>(\$5,449)</b>	<b>\$11,045</b>	<b>\$0</b>	<b>\$0</b>
<b>Net County Cost</b>	<b>\$21,340</b>	<b>\$19,419</b>	<b>\$0</b>	<b>\$0</b>

**PROGRAM DISCUSSION**

At the proposed level of funding, it is anticipated the Department can maintain the current level of response to abandoned vehicle complaints on both public and private property. The AVA program in Stanislaus County is scheduled to expire on April 30, 2012. The County program administrator, StanCOG, is currently researching legislation to extend the program for up to 10 years. To implement, the County Board of Supervisors, by a 2/3 vote, and a majority of the cities having a majority of the incorporated population within the County, must adopt resolutions to extend the program. Initial talks

between StanCOG and the participating AVA member agencies demonstrate support for extending the program but a decision is not expected until after the start of the new fiscal year.

### **STAFFING IMPACTS**

Total current authorized positions—1

There are no recommended changes to the current level of staffing.

Total recommended authorized positions—1

### **RECOMMENDED PROPOSED BUDGET**

It is recommended that a budget of \$80,000 be approved for the Environmental Resources – Abandoned Vehicles. The net county cost contribution for this budget was reduced 100% or \$19,419 from the Fiscal Year 2010-2011 Adopted Final Budget level. This budget is funded from \$80,000 in estimated departmental revenue.



**STANISLAUS COUNTY, CALIFORNIA**  
**Budget Year 2011-2012**  
**PUBLIC RESOURCES**  
**Other Protection**



**ENVIRONMENTAL RESOURCES—BEVERAGE CONTAINER RECYCLING**

Budget Unit 1010 0034211  
 Special Revenue Fund

**SERVICES PROVIDED**

This program promotes source reduction, reuse and recycling of beverage containers, and provides public education specific to beverage container recycling. In the 1980's, Assembly Bill 2020 (AB 2020), more commonly known as the "Bottle Bill," was enacted. It was this legislation that created the point-of-purchase surcharge on most bottled beverages, such as soda pop, bottled water, wine coolers, beer, etc. Amendments to AB 2020 were made in 1999 prior to the "sunset" of the legislation. The most significant change for local government was the return of some of the surcharge monies to the local level for the enhancement of beverage container recycling efforts. More specifically, Section 14581 (a) (4) (A) of the Beverage Container Recycling and Litter Reduction Act was revised to require that \$10.5 million be returned annually to cities and counties on a per capita basis. Jurisdictions can apply for funds either individually or jointly. The goal of the Department's beverage container recycling programs is to reach and maintain an 80 percent recycling rate for all California Refund Value (CRV) beverage containers. Programs implemented by the Department will assist in reaching and maintaining this goal.

**CASH BALANCE**

As of July 1, 2011, the fund is projected to have a positive cash balance of \$29,802 compared to July 1, 2010 positive balance of \$1.00. The cash balance is due to grant funds received in Fiscal Year 2010-2011 to be rolled forward and expensed in Budget Year 2011-2012.

<b>Environmental Resources - Beverage Container Rec</b>				
<b>Classification</b>	<b>2009-2010 Actual</b>	<b>2010-2011 Adopted Budget</b>	<b>2011-2012 Requested Proposed Budget</b>	<b>2011-2012 Recommended Proposed Budget</b>
Taxes	\$0	\$0	\$0	\$0
Licenses, Permits, Franchises	\$0	\$0	\$0	\$0
Fines, Forfeitures, Penalties	\$0	\$0	\$0	\$0
Revenue from use of Assets	\$0	\$0	\$0	\$0
Intergovernmental Revenue	\$14,290	\$0	\$29,802	\$29,802
Charges for Service	\$0	\$0	\$0	\$0
Miscellaneous Revenue	\$0	\$0	\$0	\$0
Other Financing Sources	\$0	\$0	\$0	\$0
<b>Total Revenue</b>	<b>\$14,290</b>	<b>\$0</b>	<b>\$29,802</b>	<b>\$29,802</b>
Salaries and Benefits	\$0	\$0	\$0	\$0
Services and Supplies	\$0	\$0	\$18,478	\$18,478
Other Charges	\$14,342	\$0	\$11,324	\$11,324
Fixed Assets	\$0	\$0	\$0	\$0
Other Financing Uses	\$0	\$0	\$0	\$0
Equity	\$0	\$0	\$0	\$0
Intrafund	\$0	\$0	\$0	\$0
Contingencies	\$0	\$0	\$0	\$0
<b>Gross Costs</b>	<b>\$14,342</b>	<b>\$0</b>	<b>\$29,802</b>	<b>\$29,802</b>
Fund Balance	\$52	\$0	\$0	\$0
<b>Net County Cost</b>	<b>\$0</b>	<b>\$0</b>	<b>\$0</b>	<b>\$0</b>

## **PROGRAM DISCUSSION**

For Budget Year 2011-2012, the Department will create, promote, evaluate and award a new recycling contest at eight (8) high schools within Stanislaus County. This contest will request that high school teams develop a video that promotes beverage container recycling. The winning entry will receive a reimbursable grant amount to purchase recycling containers and/or picnic tables made from recycled plastic for their campus. The winning video will also be posted to the Department's recycling web page and shown on cable access channels upon approval. In addition to the grant award, funds will also be used for printed materials to advertise and promote the contest.

The Department will use program funds to maintain the level of outreach and education it provides to the residents of Stanislaus County. These efforts include recycling materials to support and enhance presentations to various civic groups, businesses, classrooms, and public events.

A percentage of the City/County Payment Program will be used by the Department for staff costs accrued while implementing these programs.

## **STAFFING IMPACTS**

Total current authorized positions—0

## **RECOMMENDED PROPOSED BUDGET**

It is recommended that a budget of \$29,802 be approved for the Environmental Resources – Beverage Container Recycling. This budget is funded from \$29,802 in estimated departmental revenue.

**STANISLAUS COUNTY, CALIFORNIA**  
**Budget Year 2011-2012**  
**PUBLIC RESOURCES**  
**Other Protection**



**ENVIRONMENTAL RESOURCES—DISCLOSURE PROGRAM**

Budget Unit 1005 0034205  
 Special Revenue Fund

**SERVICES PROVIDED**

The Disclosure Program provides for the State mandated inspection, enforcement and reporting required for businesses that store hazardous materials. Each applicable business must complete and submit a Business Plan to the Department and certify an annual inventory of chemicals they store onsite. Emergency response personnel are provided access to this information and it is continuously updated. These plans are an important tool for the protection of public health and the environment.

**CASH BALANCE**

As of July 1, 2011, this fund is projected to have a positive cash balance of \$260,896 the same level as July 1, 2010. This program is funded through fees to businesses and the fund balance is available to continue the program if resources decline.

<b>Environmental Resources - Disclosure Program</b>				
<b>Classification</b>	<b>2009-2010 Actual</b>	<b>2010-2011 Adopted Budget</b>	<b>2011-2012 Requested Proposed Budget</b>	<b>2011-2012 Recommended Proposed Budget</b>
Taxes	\$0	\$0	\$0	\$0
Licenses, Permits, Franchises	\$0	\$0	\$0	\$0
Fines, Forfeitures, Penalties	\$0	\$0	\$0	\$0
Revenue from use of Assets	\$4,316	\$4,000	\$0	\$0
Intergovernmental Revenue	\$0	\$0	\$0	\$0
Charges for Service	\$356,792	\$318,369	\$318,369	\$318,369
Miscellaneous Revenue	\$0	\$0	\$0	\$0
Other Financing Sources	\$0	\$0	\$0	\$0
<b>Total Revenue</b>	<b>\$361,108</b>	<b>\$322,369</b>	<b>\$318,369</b>	<b>\$318,369</b>
Salaries and Benefits	\$0	\$0	\$0	\$0
Services and Supplies	\$0	\$0	\$0	\$0
Other Charges	\$306,968	\$322,369	\$326,000	\$326,000
Fixed Assets	\$0	\$0	\$0	\$0
Other Financing Uses	\$0	\$0	\$0	\$0
Equity	\$0	\$0	\$0	\$0
Intrafund	\$0	\$0	\$0	\$0
Contingencies	\$0	\$0	\$0	\$0
<b>Gross Costs</b>	<b>\$306,968</b>	<b>\$322,369</b>	<b>\$326,000</b>	<b>\$326,000</b>
<b>Fund Balance</b>	<b>(\$54,140)</b>	<b>\$0</b>	<b>\$7,631</b>	<b>\$7,631</b>
<b>Net County Cost</b>	<b>\$0</b>	<b>\$0</b>	<b>\$0</b>	<b>\$0</b>

**PROGRAM DISCUSSION**

The purpose of the Disclosure Program is to ensure compliance with existing laws and regulations concerning the State mandated Hazardous Materials Business Plan requirements. The requirements to perform inspections, establish an area plan, and distribute data to fire agencies can be found in the Health and Safety Code, Chapter 6.95, Division 20, section 25500-25520. The requirements include identifying existing safety hazards that could cause or contribute to an accidental spill or release, and to suggest preventive measures designed to minimize the risk of a spill or release of hazardous materials.

At the proposed level of funding, the Department can maintain a level of service that provides oversight to the Disclosure Program. This level of service incorporates completing all inspections within mandatory timelines, as well as ensuring all regulated businesses are in compliance with applicable laws.

**STAFFING IMPACTS**

Total current authorized positions—0

**RECOMMENDED PROPOSED BUDGET**

It is recommended that a budget of \$326,000 be approved for the Environmental Resources – Disclosure Program. This budget is funded from \$318,369 in estimated department revenue and \$7,631 in departmental fund balance.

**STANISLAUS COUNTY, CALIFORNIA**  
**Budget Year 2011-2012**  
**PUBLIC RESOURCES**  
**Other Protection**



**ENVIRONMENTAL RESOURCES—E-WASTE COLLECTION FACILITY**

Budget Unit 1015 0034236  
 Special Revenue Fund

**SERVICES PROVIDED**

This Electronic (E-Waste) Collection Facility Program is operated by the Department of Environmental Resources and is available to all the citizens who live within the cities and the unincorporated areas of Stanislaus County. This program provides for the diversion of electronic and universal waste from landfills and roadside dumping through the operation of a permanent E-Waste Collection Facility. Eligible items include most electronics with cords, computer monitors, televisions, microwaves, stereo equipment and household batteries. The E-Waste Collection Facility also accepts fluorescent tubes for disposal. The E-Waste Collection Facility is open throughout the year on Friday and Saturday for homeowners and Wednesday for small businesses to safely dispose of unwanted electronic waste.

**CASH BALANCE**

The E-Waste facility is funded through a special recyclables fund and the remaining expenses are funded through the Household Hazardous Waste fund leaving no cash balance. As of July 1, 2011, this fund is projected to have a \$0 cash balance compared to the July 1, 2010 positive balance of \$28,528.

<b>Environmental Resources - E-Waste Collection Facility</b>				
<b>Classification</b>	<b>2009-2010 Actual</b>	<b>2010-2011 Adopted Budget</b>	<b>2011-2012 Requested Proposed Budget</b>	<b>2011-2012 Recommended Proposed Budget</b>
Taxes	\$0	\$0	\$0	\$0
Licenses, Permits, Franchises	\$0	\$0	\$0	\$0
Fines, Forfeitures, Penalties	\$0	\$0	\$0	\$0
Revenue from use of Assets	\$0	\$0	\$0	\$0
Intergovernmental Revenue	\$0	\$0	\$0	\$0
Charges for Service	\$35,063	\$29,502	\$28,300	\$28,300
Miscellaneous Revenue	\$0	\$0	\$0	\$0
Other Financing Sources	\$0	\$69,998	\$26,690	\$26,690
<b>Total Revenue</b>	<b>\$35,063</b>	<b>\$99,500</b>	<b>\$54,990</b>	<b>\$54,990</b>
Salaries and Benefits	\$0	\$0	\$0	\$0
Services and Supplies	\$20,894	\$34,500	\$20,990	\$20,990
Other Charges	\$36,918	\$65,000	\$34,000	\$34,000
Fixed Assets	\$0	\$0	\$0	\$0
Other Financing Uses	\$0	\$0	\$0	\$0
Equity	\$0	\$0	\$0	\$0
Intrafund	\$0	\$0	\$0	\$0
Contingencies	\$0	\$0	\$0	\$0
<b>Gross Costs</b>	<b>\$57,812</b>	<b>\$99,500</b>	<b>\$54,990</b>	<b>\$54,990</b>
Fund Balance	\$22,749	\$0	\$0	\$0
Net County Cost	\$0	\$0	\$0	\$0

**PROGRAM DISCUSSION**

Due to ongoing technological advancement, many electronic products become obsolete within a very short period of time, creating a large surplus of unwanted electronic products, or "E-Waste." Disposing of E-Waste in landfills has the potential to cause severe human and environmental health impacts. To

avoid these risks, the Electronic Waste Recycling Act (Senate Bill 50) was signed into law in 2004. SB 50 established and funded a program for consumers to return, recycle, and ensure safe and environmentally sound disposal of Covered Electronic Devices (CEDs). Department of Toxic Substance Control (DTSC) has also adopted regulations (Chapter 23 of Title 22 of California Code of Regulations) designating E-Wastes as universal wastes.

At the proposed level of funding, the Department can maintain electronic and universal waste disposal options for small businesses and residents of Stanislaus County.

#### **STAFFING IMPACTS**

Total current authorized positions—0

#### **RECOMMENDED PROPOSED BUDGET**

It is recommended that a budget of \$54,990 be approved for the Environmental Resources – E-Waste Collection Facility. This budget is funded from \$54,990 in estimated departmental revenue.

**STANISLAUS COUNTY, CALIFORNIA**  
**Budget Year 2011-2012**



**PUBLIC RESOURCES**  
**Public Ways**

**ENVIRONMENTAL RESOURCES—FINK ROAD LANDFILL**

Budget Unit 4021 0041100  
 Enterprise Fund

**SERVICES PROVIDED**

The Fink Road Landfill provides landfill services for Class III municipal solid waste for all of Stanislaus County. Landfill services are also provided for the combustion ash that results from the transformation of municipal solid waste at the adjacent Waste-to-Energy Facility.

**CASH BALANCE**

As of July 1, 2011, this fund is projected to have a positive cash balance of \$7,043,519 compared to the July 1, 2010 positive balance of \$7,053,035.

<b>Environmental Resources - Fink Road Landfill</b>				
<b>Classification</b>	<b>2009-2010 Actual</b>	<b>2010-2011 Adopted Budget</b>	<b>2011-2012 Requested Proposed Budget</b>	<b>2011-2012 Recommended Proposed Budget</b>
Taxes	\$0	\$0	\$0	\$0
Licenses, Permits, Franchises	\$0	\$0	\$0	\$0
Fines, Forfeitures, Penalties	\$0	\$0	\$0	\$0
Revenue from use of Assets	\$126,655	\$1,009,000	\$741,000	\$741,000
Intergovernmental Revenue	\$0	\$0	\$0	\$0
Charges for Service	\$4,186,137	\$3,782,500	\$4,947,000	\$4,947,000
Miscellaneous Revenue	\$34,766	\$10,000	\$5,000	\$5,000
Other Financing Sources	\$1,185	\$0	\$0	\$0
<b>Total Revenue</b>	<b>\$4,348,743</b>	<b>\$4,801,500</b>	<b>\$5,693,000</b>	<b>\$5,693,000</b>
Salaries and Benefits	\$1,239,089	\$1,458,162	\$1,211,906	\$1,211,906
Services and Supplies	\$5,311,295	\$3,869,084	\$3,200,509	\$3,200,509
Other Charges	\$1,885,114	\$1,608,654	\$1,344,244	\$1,344,244
Fixed Assets				
Buildings & Improvements	\$0	\$225,000	\$230,000	\$230,000
Equipment	\$165,000	\$450,000	\$600,000	\$600,000
Other Financing Uses	\$479,604	\$675,000	\$450,000	\$450,000
Equity	\$0	\$0	\$0	\$0
Intrafund	\$0	\$0	\$0	\$0
Contingencies	\$0	\$0	\$0	\$0
<b>Gross Costs</b>	<b>\$9,080,102</b>	<b>\$8,285,900</b>	<b>\$7,036,659</b>	<b>\$7,036,659</b>
Retained Earnings	\$4,731,359	\$3,484,400	\$1,343,659	\$1,343,659
<b>Net County Cost</b>	<b>\$0</b>	<b>\$0</b>	<b>\$0</b>	<b>\$0</b>

**PROGRAM DISCUSSION**

At the proposed level of funding, the Department of Environmental Resources will continue to provide adequate disposal capacity and landfill operations for all of Stanislaus County in compliance with State, Federal, regional, and local landfill requirements. Specific programs provided within this budget submittal are the following: Class III municipal solid waste disposal, Class II combustion ash disposal, and roadside clean-up program. The budget includes resources for the State's annual closure/post-closure requirements for both Fink and Geer Road Landfills. The following service levels will change due to available funding: the closure of the Oakdale Bulky Item Drop-off Program, costs associated with

electronic waste recycling, and the Illegal Roadside Dumping Program which has been operated using a Sheriff's Deputy for the past several years. Instead, this program will be taken back over by the Department and will be staffed at approximately the half-time level, versus full-time. New rules under the California Global Warming Solutions Act (AB 32) increase the cost to this budget for Budget Year 2011-2012 by approximately \$30,000 for new monitoring and reporting requirements. In addition, it is estimated that in Fiscal Year 2012-2013 the Landfill will be required to upgrade its landfill gas collection system at a cost of roughly \$500,000.

#### **STAFFING IMPACTS**

Total current authorized positions—14

There are no recommended changes to the current level of staffing.

Total recommended authorized positions—14

#### **RECOMMENDED PROPOSED BUDGET**

It is recommended that a budget of \$7,036,659 be approved for the Environmental Resources – Fink Road Landfill. At the proposed level of funding, service levels will be impacted for the Oakdale Bulky Item Drop-off Program, electronic waste recycling, and the Illegal Roadside Dumping Program. This budget is funded from \$5,693,000 in estimated departmental revenue and \$1,343,659 in retained earnings.



**STANISLAUS COUNTY, CALIFORNIA**  
**Budget Year 2011-2012**  
**PUBLIC RESOURCES**  
**Other Protection**



**ENVIRONMENTAL RESOURCES—FOOD PROCESSING BY-PRODUCTS**

Budget Unit 1011 0034225  
 Special Revenue Fund

**SERVICES PROVIDED**

The Food Processing By-Product Research Program has been used to fund scientific research, supporting a Tentative Resolution with the Central Valley Regional Water Quality Control Board regarding the reuse of food processing by-products on permitted sites within the County. The Food Processing By-Products Research Project was funded through revenue generated from a \$0.10 per ton fee assessed for by-products received at permitted sites.

**CASH BALANCE**

As of July 1, 2011, this fund is projected to have a \$0 cash balance compared to the July 1, 2010 positive balance of \$40,252. This Research Program concluded during Fiscal Year 2010-2011 and remaining funds were refunded to program participants on a pro-rata basis according to the contributions that were made.

<b>Environmental Resources - Food Processing</b>				
<b>Classification</b>	<b>2009-2010 Actual</b>	<b>2010-2011 Adopted Budget</b>	<b>2011-2012 Requested Proposed Budget</b>	<b>2011-2012 Recommended Proposed Budget</b>
Taxes	\$0	\$0	\$0	\$0
Licenses, Permits, Franchises	\$0	\$0	\$0	\$0
Fines, Forfeitures, Penalties	\$0	\$0	\$0	\$0
Revenue from use of Assets	\$633	\$0	\$0	\$0
Intergovernmental Revenue	\$0	\$0	\$0	\$0
Charges for Service	\$21,240	\$40,000	\$0	\$0
Miscellaneous Revenue	\$0	\$0	\$0	\$0
Other Financing Sources	\$0	\$0	\$0	\$0
<b>Total Revenue</b>	<b>\$21,873</b>	<b>\$40,000</b>	<b>\$0</b>	<b>\$0</b>
Salaries and Benefits	\$0	\$0	\$0	\$0
Services and Supplies	\$0	\$40,000	\$0	\$0
Other Charges	\$0	\$0	\$0	\$0
Fixed Assets	\$0	\$0	\$0	\$0
Other Financing Uses	\$0	\$0	\$0	\$0
Equity	\$0	\$0	\$0	\$0
Intrafund	\$0	\$0	\$0	\$0
Contingencies	\$0	\$0	\$0	\$0
<b>Gross Costs</b>	<b>\$0</b>	<b>\$40,000</b>	<b>\$0</b>	<b>\$0</b>
Fund Balance	(\$21,873)	\$0	\$0	\$0
<b>Net County Cost</b>	<b>\$0</b>	<b>\$0</b>	<b>\$0</b>	<b>\$0</b>

**PROGRAM DISCUSSION**

The Food Processing By-Product Research Program will conclude on June 30, 2011. Including it in the 2011-2012 Budget Year Recommended Proposed Budget meets a reporting requirement of the California State Controller.

**STAFFING IMPACTS**

Total current authorized positions—0

**RECOMMENDED PROPOSED BUDGET**

There is no Recommended Proposed Budget for Environmental Resources – Food Processing By-Products as the program will no longer be active commencing with the 2011-2012 Budget Year.

**STANISLAUS COUNTY, CALIFORNIA**  
**Budget Year 2011-2012**



**PUBLIC RESOURCES**  
**Public Ways**

**ENVIRONMENTAL RESOURCES—GEER ROAD LANDFILL**

Budget Unit 4031 0041200  
 Enterprise Fund

**SERVICES PROVIDED**

The Geer Road Landfill is no longer an active landfill. The facility stopped accepting waste in 1990 and went through an official closure in accordance with State requirements in 1995. The facility is now in a post-closure monitoring and maintenance mode.

**CASH BALANCE**

As of July 1, 2011, this fund is projected to have a \$0 cash balance compared to the July 1, 2010 positive balance of \$607,392. At the beginning of the fiscal year, funds are transferred from the Post-Closure account to the Geer Road Landfill Operating Fund to cover the estimated expenses for the upcoming year and any deficit from the prior fiscal year. At year end, additional funds are transferred, if necessary, to end the year with no cash balance. The remaining cash balance in the Geer Road Post-Closure account at the end of Fiscal Year 2009-2010 was \$2,815,770.

<b>Environmental Resources - Geer Road Landfill</b>				
<b>Classification</b>	<b>2009-2010 Actual</b>	<b>2010-2011 Adopted Budget</b>	<b>2011-2012 Requested Proposed Budget</b>	<b>2011-2012 Recommended Proposed Budget</b>
Taxes	\$0	\$0	\$0	\$0
Licenses, Permits, Franchises	\$0	\$0	\$0	\$0
Fines, Forfeitures, Penalties	\$0	\$0	\$0	\$0
Revenue from use of Assets	\$12,615	\$0	\$0	\$0
Intergovernmental Revenue	\$0	\$0	\$0	\$0
Charges for Service	\$0	\$0	\$0	\$0
Miscellaneous Revenue	\$0	\$0	\$0	\$0
Other Financing Sources	\$855,220	\$2,594,277	\$1,258,612	\$1,258,612
<b>Total Revenue</b>	<b>\$867,835</b>	<b>\$2,594,277</b>	<b>\$1,258,612</b>	<b>\$1,258,612</b>
Salaries and Benefits	\$0	\$0	\$0	\$0
Services and Supplies	\$0	\$987,600	\$1,252,910	\$1,252,910
Other Charges	\$0	\$5,677	\$5,702	\$5,702
Fixed Assets				
Buildings & Improvements	\$0	\$1,601,000	\$0	\$0
Other Financing Uses	\$0	\$0	\$0	\$0
Equity	\$0	\$0	\$0	\$0
Intrafund	\$0	\$0	\$0	\$0
Contingencies	\$0	\$0	\$0	\$0
<b>Gross Costs</b>	<b>\$0</b>	<b>\$2,594,277</b>	<b>\$1,258,612</b>	<b>\$1,258,612</b>
Retained Earnings	(\$867,835)	\$0	\$0	\$0
<b>Net County Cost</b>	<b>\$0</b>	<b>\$0</b>	<b>\$0</b>	<b>\$0</b>

**PROGRAM DISCUSSION**

At the proposed level of funding, the Department of Environmental Resources will continue to provide the required post-closure maintenance and monitoring. Included in the post-closure program are a groundwater protection program, a surface water protection program, underground gas control systems, and a groundwater extraction and treatment system. Beginning with Budget Year 2011-2012,

the Department anticipates a significant increase in the cost of ongoing post-closure programs for this site. As such, post-closure funds may be nearly exhausted by June 30, 2013. Prior to this time, Stanislaus County and the site's co-owner, the City of Modesto, will need to identify additional funding in order to meet State-mandated requirements. New rules under the California Global Warming Solutions Act (AB 32) increase the cost to this budget for Fiscal Year 2011-2012 by approximately \$30,000 for new monitoring and reporting requirements.

The Geer Road Landfill was issued a Cease and Desist Order on April 8, 2011, which requires optimization of the landfill gas (LFG) collection system, an extensive new groundwater investigation and monitoring system, and routine sampling of the Tuolumne River. Various compliance dates are in effect between June 1, 2011, and December 31, 2012. The County is currently underway in meeting many of the requirements and seeking expert advice as to a recommended approach for others. The cost of these new requirements may range as high as \$3 million depending upon how extensive the efforts to optimize the LFG system ultimately are.

### **STAFFING IMPACTS**

Total current authorized positions— 0

### **RECOMMENDED PROPOSED BUDGET**

It is recommended that a budget of \$1,258,612 be approved for the Environmental Resources – Geer Road Landfill. This budget is funded from \$1,258,612 in estimated departmental revenue.

**STANISLAUS COUNTY, CALIFORNIA**  
**Budget Year 2011-2012**  
**PUBLIC RESOURCES**  
**Other Protection**



**ENVIRONMENTAL RESOURCES—HOUSEHOLD HAZARDOUS WASTE**

Budget Unit 1002 0034202  
 Special Revenue Fund

**SERVICES PROVIDED**

The Household Hazardous Waste Program is operated by the Department of Environmental Resources and is available to all the citizens who live within the cities and the unincorporated areas of Stanislaus County. This program provides for the diversion of household hazardous waste from sewer systems, landfills, and roadside dumping through the operation of a permanent household hazardous waste facility and mobile collection events. The permanent household hazardous collection facility is open throughout the year on Wednesday, Friday and Saturday for homeowners and approved Conditionally Exempt Small Quantity Generators (CESQG) to safely dispose of unwanted hazardous waste.

**CASH BALANCE**

As of July 1, 2011, this fund is projected to have a positive cash balance of \$146,608 compared to the July 1, 2010 positive balance of \$96,078. The increase is due to a decrease in expenditures in the current fiscal year.

<b>Environmental Resources - Household Hazardous Waste</b>				
<b>Classification</b>	<b>2009-2010 Actual</b>	<b>2010-2011 Adopted Budget</b>	<b>2011-2012 Requested Proposed Budget</b>	<b>2011-2012 Recommended Proposed Budget</b>
Taxes	\$0	\$0	\$0	\$0
Licenses, Permits, Franchises	\$0	\$0	\$0	\$0
Fines, Forfeitures, Penalties	\$0	\$0	\$0	\$0
Revenue from use of Assets	\$4,229	\$0	\$0	\$0
Intergovernmental Revenue	\$6,154	\$0	\$0	\$0
Charges for Service	\$787,632	\$762,000	\$765,000	\$765,000
Miscellaneous Revenue	\$3,074	\$1,000	\$1,000	\$1,000
Other Financing Sources	\$0	\$15,670	\$0	\$0
<b>Total Revenue</b>	<b>\$801,089</b>	<b>\$778,670</b>	<b>\$766,000</b>	<b>\$766,000</b>
Salaries and Benefits	\$0	\$0	\$0	\$0
Services and Supplies	\$270,886	\$336,650	\$303,807	\$303,807
Other Charges	\$460,612	\$442,020	\$435,503	\$435,503
Fixed Assets	\$0	\$0	\$0	\$0
Other Financing Uses	\$0	\$0	\$26,690	\$26,690
Equity	\$0	\$0	\$0	\$0
Intrafund	\$0	\$0	\$0	\$0
Contingencies	\$0	\$0	\$0	\$0
<b>Gross Costs</b>	<b>\$731,498</b>	<b>\$778,670</b>	<b>\$766,000</b>	<b>\$766,000</b>
Fund Balance	(\$69,591)	\$0	\$0	\$0
<b>Net County Cost</b>	<b>\$0</b>	<b>\$0</b>	<b>\$0</b>	<b>\$0</b>

**PROGRAM DISCUSSION**

At the proposed level of funding, the Department can maintain hazardous waste disposal options to County residents and Conditionally Exempt Small Quantity generators.

Many common household products are hazardous. If these products are handled or disposed of incorrectly, they can pose a threat to human health, animals and the environment. When these products are discarded, they become "household hazardous waste." In California, it is illegal to dispose of household hazardous waste in the trash, down the drain, or by abandonment. Household hazardous waste needs to be disposed of through a Household Hazardous Waste Program.

**STAFFING IMPACTS**

Total current authorized positions—0

**RECOMMENDED PROPOSED BUDGET**

It is recommended that a budget of \$766,000 be approved for the Environmental Resources – Household Hazardous Waste. This budget is funded from \$766,000 in estimated departmental revenue.

**STANISLAUS COUNTY, CALIFORNIA**  
**Budget Year 2011-2012**  
**PUBLIC RESOURCES**  
**Other Protection**



**ENVIRONMENTAL RESOURCES—TRUST FUND**

Budget Unit 1009 0034209  
 Special Revenue Fund

**SERVICES PROVIDED**

This Stanislaus County Environmental Resources Trust Fund provides critical grant funding for environmental enforcement and/or the enhancement of the environment within the County of Stanislaus. All public agencies and non-profit organizations are eligible for the grants.

**CASH BALANCE**

As of July 1, 2011, this fund is projected to have a positive cash balance of \$52,623 compared to the July 1, 2010 positive balance of \$92,138. The difference is due to depositing a large settlement check by error in this fund. This has been corrected, which decreased the fund balance.

<b>Environmental Resources - Trust Fund</b>				
<b>Classification</b>	<b>2009-2010 Actual</b>	<b>2010-2011 Adopted Budget</b>	<b>2011-2012 Requested Proposed Budget</b>	<b>2011-2012 Recommended Proposed Budget</b>
Taxes	\$0	\$0	\$0	\$0
Licenses, Permits, Franchises	\$0	\$0	\$0	\$0
Fines, Forfeitures, Penalties	\$40,000	\$0	\$0	\$0
Revenue from use of Assets	\$998	\$0	\$0	\$0
Intergovernmental Revenue	\$0	\$0	\$0	\$0
Charges for Service	\$0	\$0	\$0	\$0
Miscellaneous Revenue	\$0	\$0	\$0	\$0
Other Financing Sources	\$0	\$0	\$0	\$0
<b>Total Revenue</b>	<b>\$40,998</b>	<b>\$0</b>	<b>\$0</b>	<b>\$0</b>
Salaries and Benefits	\$0	\$0	\$0	\$0
Services and Supplies	\$0	\$51,744	\$52,623	\$52,623
Other Charges	\$0	\$0	\$0	\$0
Fixed Assets	\$0	\$0	\$0	\$0
Other Financing Uses	\$0	\$0	\$0	\$0
Equity	\$0	\$0	\$0	\$0
Intrafund	\$0	\$0	\$0	\$0
Contingencies	\$0	\$0	\$0	\$0
<b>Gross Costs</b>	<b>\$0</b>	<b>\$51,744</b>	<b>\$52,623</b>	<b>\$52,623</b>
<b>Fund Balance</b>	<b>(\$40,998)</b>	<b>\$51,744</b>	<b>\$52,623</b>	<b>\$52,623</b>
<b>Net County Cost</b>	<b>\$0</b>	<b>\$0</b>	<b>\$0</b>	<b>\$0</b>

**PROGRAM DISCUSSION**

At the proposed level of funding, the Department of Environmental Resources will continue to support efforts that will benefit the natural environment and resources in Stanislaus County. The Stanislaus County Environmental Trust was created through a final judgment court order for the distribution of collected funds for local environmental law enforcement and to support efforts that will benefit the natural environment and resources in Stanislaus County. In Fiscal Year 2010-2011, the trust fund did not award any grants due to the low fund balance. This restricted the nature of the proposals that could be accepted.

**STAFFING IMPACTS**

Total current authorized positions—0

**RECOMMENDED PROPOSED BUDGET**

It is recommended that a budget of \$52,623 be approved for the Environmental Resources - Trust Fund. This budget is funded from \$52,623 in departmental fund balance.



**STANISLAUS COUNTY, CALIFORNIA**  
**Budget Year 2011-2012**



**PUBLIC RESOURCES**  
**Other Protection**

**ENVIRONMENTAL RESOURCES—UNDERGROUND STORAGE TANK PILOT PROGRAM**

Budget Unit 1006 0034206  
 Special Revenue Fund

**SERVICES PROVIDED**

The Underground Storage Tank Pilot Program is responsible for assuring that all fuel releases from underground storage tanks (UST) are properly cleaned up and do not pose a risk to public health or groundwater. Currently, this program provides mitigation oversight of approximately 63 contaminated UST sites within Stanislaus County. The program provides for investigation and remediation oversight of underground storage tank petroleum release sites.

**CASH BALANCE**

As of July 1, 2011, this fund is projected to have a cash balance of \$20,679 compared to the same fund balance as of July 1, 2010.

<b>Environmental Resources - Underground Storage Tank</b>				
<b>Classification</b>	<b>2009-2010 Actual</b>	<b>2010-2011 Adopted Budget</b>	<b>2011-2012 Requested Proposed Budget</b>	<b>2011-2012 Recommended Proposed Budget</b>
Taxes	\$0	\$0	\$0	\$0
Licenses, Permits, Franchises	\$0	\$0	\$0	\$0
Fines, Forfeitures, Penalties	\$0	\$0	\$0	\$0
Revenue from use of Assets	\$2,735	\$0	\$0	\$0
Intergovernmental Revenue	\$273,005	\$258,970	\$258,970	\$258,970
Charges for Service	\$0	\$0	\$0	\$0
Miscellaneous Revenue	\$0	\$0	\$0	\$0
Other Financing Sources	\$0	\$0	\$0	\$0
<b>Total Revenue</b>	<b>\$275,740</b>	<b>\$258,970</b>	<b>\$258,970</b>	<b>\$258,970</b>
Salaries and Benefits	\$0	\$0	\$0	\$0
Services and Supplies	\$1,848	\$7,926	\$2,590	\$2,590
Other Charges	\$255,825	\$251,044	\$277,059	\$277,059
Fixed Assets	\$0	\$0	\$0	\$0
Other Financing Uses	\$0	\$0	\$0	\$0
Equity	\$0	\$0	\$0	\$0
Intrafund	\$0	\$0	\$0	\$0
Contingencies	\$0	\$0	\$0	\$0
<b>Gross Costs</b>	<b>\$257,673</b>	<b>\$258,970</b>	<b>\$279,649</b>	<b>\$279,649</b>
<b>Fund Balance</b>	<b>(\$18,067)</b>	<b>\$0</b>	<b>\$20,679</b>	<b>\$20,679</b>
<b>Net County Cost</b>	<b>\$0</b>	<b>\$0</b>	<b>\$0</b>	<b>\$0</b>

**PROGRAM DISCUSSION**

At the proposed level of funding, the Department can maintain adequate staffing to continue to provide effective regulatory oversight of contaminated sites within the County.

The goal of the UST Program is to protect public health, the environment and groundwater. To accomplish this goal, UST inspectors ensure that businesses and facilities with ongoing UST operations

are properly permitted and meet the monitoring requirements applicable to their type of equipment. This is accomplished during plan check and inspection activities. The Hazardous Materials Division is the lead program for permitting installations of new UST systems, UST repairs, and piping removals, including plan checks and inspections. Each UST site is inspected annually as mandated by State law. The Hazardous Materials Division is also the lead enforcement agency for violations of underground storage tank laws and regulations.

**STAFFING IMPACTS**

Total current authorized positions—0

**RECOMMENDED PROPOSED BUDGET**

It is recommended that a budget of \$279,649 be approved for the Environmental Resources – Underground Storage Tank Pilot Program. This budget is funded from \$258,970 in estimated department revenue and \$20,679 in departmental fund balance.

**STANISLAUS COUNTY, CALIFORNIA**  
**Budget Year 2011-2012**  
**PUBLIC RESOURCES**  
**Other Protection**



**ENVIRONMENTAL RESOURCES—USED OIL RECYCLING**

Budget Unit 1008 0034208  
 Special Revenue Fund

**SERVICES PROVIDED**

Oil Block Grant Funds are designated for public education and financial support of used oil and used oil filter recycling-related activities. Waste oil is a hazardous waste and these programs are intended to help prevent the improper release and contamination of soil and/or groundwater.

**CASH BALANCE**

As of July 1, 2011, this fund is projected to have a \$0 cash balance compared to the July 1, 2010 positive balance of \$38,600. The difference in cash balance is due to payables that were outstanding on July 1, 2010 and were reconciled as part of the year end closing entries. Funds are traditionally transferred from the Used Oil Recycling budget to the Environmental Resources main operating budget for associated staff costs.

<b>Environmental Resources - Used Oil Recycling</b>				
<b>Classification</b>	<b>2009-2010 Actual</b>	<b>2010-2011 Adopted Budget</b>	<b>2011-2012 Requested Proposed Budget</b>	<b>2011-2012 Recommended Proposed Budget</b>
Taxes	\$0	\$0	\$0	\$0
Licenses, Permits, Franchises	\$0	\$0	\$0	\$0
Fines, Forfeitures, Penalties	\$0	\$0	\$0	\$0
Revenue from use of Assets	\$0	\$0	\$0	\$0
Intergovernmental Revenue	\$81,787	\$78,354	\$146,839	\$146,839
Charges for Service	\$0	\$0	\$0	\$0
Miscellaneous Revenue	\$0	\$0	\$0	\$0
Other Financing Sources	\$0	\$0	\$0	\$0
<b>Total Revenue</b>	<b>\$81,787</b>	<b>\$78,354</b>	<b>\$146,839</b>	<b>\$146,839</b>
Salaries and Benefits	\$0	\$0	\$0	\$0
Services and Supplies	\$46,981	\$48,579	\$91,040	\$91,040
Other Charges	\$38,304	\$107,707	\$55,799	\$55,799
Fixed Assets	\$0	\$0	\$0	\$0
Other Financing Uses	\$0	\$0	\$0	\$0
Equity	\$0	\$0	\$0	\$0
Intrafund	\$0	\$0	\$0	\$0
Contingencies	\$0	\$0	\$0	\$0
<b>Gross Costs</b>	<b>\$85,285</b>	<b>\$156,286</b>	<b>\$146,839</b>	<b>\$146,839</b>
<b>Fund Balance</b>	<b>\$3,498</b>	<b>\$77,932</b>	<b>\$0</b>	<b>\$0</b>
<b>Net County Cost</b>	<b>\$0</b>	<b>\$0</b>	<b>\$0</b>	<b>\$0</b>

**PROGRAM DISCUSSION**

At the proposed level of funding, the twenty-one (21) used oil collection sites will continue to receive a level of support they have come to expect from the Department. This site support consists of several in person visits annually and supplying appropriate signage and current educational and outreach materials. Of the 21 used oil collection sites, eleven (11) also collect used oil filters. The Department will provide additional support at these locations by funding the cost to haul and recycle their used filters.

Also during Budget Year 2011-2012, the Department will partner for a second year, with the cities of Modesto and Ceres in addition to San Joaquin County in a month long used oil filter exchange event in July. This month long event will involve all of the Kragen's/O'Reilly's and AutoZone locations in Stanislaus County.

The Department will also develop and distribute the 2012 Recycling Calendar which showcases the winners of its recycling poster contest open to kindergarten through eighth grade students in thirty five Stanislaus County schools. The English as a Second Language (ESL) Used Oil Recycling outreach and education program will continue into its fifth year with a minimum of ten (10) classes.

The Used Oil and Oil Payment Program funds will continue to support the County's Household Hazardous Waste facility. Grant funds will be used to pay expenses incurred for the disposal and hauling of used oil and used oil filters. Funds will purchase supplies associated with the handling of used oil and used filters and for any equipment required to manage the collection of used oil and used filters.

The Department will continue its partnership with the cities of Modesto and Ceres in sponsoring and participating in "Go Green Night" with the Modesto Nuts baseball team at John Thurman field. The participating jurisdictions will have booths providing materials to inform residents on the recycling opportunities in the County for used oil and used oil filters and educate residents on the consequences of improper disposal. Surveys will be conducted at this event to assist the Department in better assessing where additional outreach and education is necessary.

#### **STAFFING IMPACTS**

Total current authorized positions—0

#### **RECOMMENDED PROPOSED BUDGET**

It is recommended that a budget of \$146,839 be approved for the Environmental Resources – Used Oil Recycling. This budget is funded from \$146,839 in estimated department revenue.

**STANISLAUS COUNTY, CALIFORNIA**  
**Budget Year 2011-2012**  
**PUBLIC RESOURCES**  
**Other Protection**



**ENVIRONMENTAL RESOURCES—VEHICLE REGISTRATION FEE SURCHARGE**

Budget Unit 1003 0034203  
 Special Revenue Fund

**SERVICES PROVIDED**

The Vehicle Registration Fee Surcharge provides assistance in achieving a reduction in air emissions to improve air quality and protect the health and safety of County residents. Interest earned on the fund balance is the only source of revenue to the Vehicle Registration Fee Surcharge fund.

**CASH BALANCE**

As of July 1, 2011, this fund is projected to have a positive cash balance of \$450,000 compared to the July 1, 2010 positive balance of \$444,668. Interest earned on the fund balance is the only source of revenue to the Vehicle Registration Fee Surcharge fund. The funds can be used to achieve a reduction in air emissions to improve air quality. The Department of Environmental Resources uses these funds to fund the difference between the cost of Hybrid vehicles and gas vehicles. Funds will also be used to fund diesel emission upgrades for the Department's on- and off- road vehicles.

<b>Environmental Resources - Vehicle Registration Fee</b>				
<b>Classification</b>	<b>2009-2010 Actual</b>	<b>2010-2011 Adopted Budget</b>	<b>2011-2012 Requested Proposed Budget</b>	<b>2011-2012 Recommended Proposed Budget</b>
Taxes	\$0	\$0	\$0	\$0
Licenses, Permits, Franchises	\$0	\$0	\$0	\$0
Fines, Forfeitures, Penalties	\$0	\$0	\$0	\$0
Revenue from use of Assets	\$5,033	\$10,000	\$5,000	\$5,000
Intergovernmental Revenue	\$0	\$0	\$0	\$0
Charges for Service	\$0	\$0	\$0	\$0
Miscellaneous Revenue	\$0	\$0	\$0	\$0
Other Financing Sources	\$0	\$0	\$0	\$0
<b>Total Revenue</b>	<b>\$5,033</b>	<b>\$10,000</b>	<b>\$5,000</b>	<b>\$5,000</b>
Salaries and Benefits	\$0	\$0	\$0	\$0
Services and Supplies	\$0	\$75,000	\$75,000	\$75,000
Other Charges	\$238	\$0	\$0	\$0
Fixed Assets	\$0	\$0	\$0	\$0
Other Financing Uses	\$0	\$0	\$0	\$0
Equity	\$0	\$0	\$0	\$0
Intrafund	\$0	\$0	\$0	\$0
Contingencies	\$0	\$0	\$0	\$0
<b>Gross Costs</b>	<b>\$238</b>	<b>\$75,000</b>	<b>\$75,000</b>	<b>\$75,000</b>
<b>Fund Balance</b>	<b>(\$4,795)</b>	<b>\$65,000</b>	<b>\$70,000</b>	<b>\$70,000</b>
<b>Net County Cost</b>	<b>\$0</b>	<b>\$0</b>	<b>\$0</b>	<b>\$0</b>

**PROGRAM DISCUSSION**

At the proposed level of funding, the Department will continue to provide services in support of achieving a reduction in air emissions, funding mandated emissions upgrades for Parks and Recreation and assist with the purchase of Hybrid vehicles.

As Department vehicles are upgraded, an analysis is completed to ensure that purchasing hybrid vehicles make good business sense. This includes using these monies to fund the difference in cost between a standard vehicle and one that has lower emissions.

In addition, while the California Air Resources Board has notified the Department of Parks and Recreation that they will not be enforcing the April 1, 2001 off-road mandated emissions upgrades, it is anticipated that the new compliance date will be March 1, 2012. These funds will assist in the emissions upgrades that are required.

**STAFFING IMPACTS**

Total current authorized positions—0

**RECOMMENDED PROPOSED BUDGET**

It is recommended that a budget of \$75,000 be approved for the Environmental Resources – Vehicle Registration Fee Surcharge. This budget is funded from \$5,000 in estimated department revenue and \$70,000 in departmental fund balance.

**STANISLAUS COUNTY, CALIFORNIA**  
**Budget Year 2011-2012**



**PUBLIC RESOURCES**  
**Other Protection**

**ENVIRONMENTAL RESOURCES—WASTE TIRE ENFORCEMENT GRANT**

Budget Unit 1012 0034200  
 Special Revenue Fund

**SERVICES PROVIDED**

The Waste Tire Enforcement Grant is used to conduct inspections, re-inspections, follow-ups, surveillance and enforcement of tire dealers, auto dismantlers, tire haulers, and other points of waste tire generation to ensure compliance with all applicable laws and regulations of these facilities. Waste Tire Enforcement funds are designated for performing initial and follow-up inspections for all waste tire generators, haulers, and waste tire storage facilities for all jurisdictions in Stanislaus County with the exception of the City of Modesto.

**CASH BALANCE**

As of July 1, 2011, this fund is projected to have a \$0 cash balance compared to the July 1, 2010 positive balance of \$71. Funds are traditionally transferred from the Waste Tire Enforcement budget to Environmental Resources main operating budget at the end of the fiscal year for associated staff costs.

<b>Environmental Resources - Waste Tire Enforcement Grant</b>				
<b>Classification</b>	<b>2009-2010 Actual</b>	<b>2010-2011 Adopted Budget</b>	<b>2011-2012 Requested Proposed Budget</b>	<b>2011-2012 Recommended Proposed Budget</b>
Taxes	\$0	\$0	\$0	\$0
Licenses, Permits, Franchises	\$0	\$0	\$0	\$0
Fines, Forfeitures, Penalties	\$0	\$0	\$0	\$0
Revenue from use of Assets	\$0	\$0	\$0	\$0
Intergovernmental Revenue	\$121,313	\$0	\$110,295	\$110,295
Charges for Service	\$0	\$0	\$0	\$0
Miscellaneous Revenue	\$0	\$0	\$0	\$0
Other Financing Sources	\$0	\$0	\$0	\$0
<b>Total Revenue</b>	<b>\$121,313</b>	<b>\$0</b>	<b>\$110,295</b>	<b>\$110,295</b>
Salaries and Benefits	\$0	\$0	\$0	\$0
Services and Supplies	\$1,487	\$0	\$12,550	\$12,550
Other Charges	\$92,376	\$0	\$97,745	\$97,745
Fixed Assets	\$0	\$0	\$0	\$0
Other Financing Uses	\$0	\$0	\$0	\$0
Equity	\$0	\$0	\$0	\$0
Intrafund	\$0	\$0	\$0	\$0
Contingencies	\$0	\$0	\$0	\$0
<b>Gross Costs</b>	<b>\$93,863</b>	<b>\$0</b>	<b>\$110,295</b>	<b>\$110,295</b>
<b>Fund Balance</b>	<b>(\$27,450)</b>	<b>\$0</b>	<b>\$0</b>	<b>\$0</b>
<b>Net County Cost</b>	<b>\$0</b>	<b>\$0</b>	<b>\$0</b>	<b>\$0</b>

**PROGRAM DISCUSSION**

Through this program, the Department provides inspections, re-inspections, surveillance and enforcement of tire dealers, auto dismantlers, tire haulers and other points of waste tire generation to ensure compliance with all applicable laws and regulations at its facilities. On January 11, 2011, the Department applied for the Waste Tire Enforcement Grant from the California Department of Resources

Recycling for Budget Year 2011-2012. The Department anticipates receiving notification of award in the upcoming months.

**STAFFING IMPACTS**

Total current authorized positions—0

**RECOMMENDED PROPOSED BUDGET**

It is recommended that a budget of \$110,295 be approved for the Environmental Resources - Waste Tire Enforcement Grant. This budget is funded from \$110,295 in estimated department revenue.



**STANISLAUS COUNTY, CALIFORNIA**  
**Budget Year 2011-2012**  
**PUBLIC RESOURCES**  
**Other Protection**



**ENVIRONMENTAL RESOURCES—WASTE-TO-ENERGY**

Budget Unit 4061 0034810  
 Enterprise Fund

**SERVICES PROVIDED**

The Waste-To-Energy (WTE) project provides for the transformation of refuse, generated by the County and its nine cities, at the Stanislaus Resource Recovery Facility. The facility, operated by Covanta Stanislaus, Inc., transforms waste into energy and recovers metals in an efficient, cost effective, and environmentally sound manner. The facility provides a sound alternative to landfilling one hundred percent of the waste generated, and thus it preserves valuable landfill space.

**CASH BALANCE**

As of July 1, 2011, this fund is projected to have a positive cash balance of \$14,934,386 compared to the July 1, 2010 positive balance of \$18,774,632. The difference in the cash balance is due to the planned use of the fund balance for the project's expenditures after applying the disposal fees and electric revenues. As there has been a decline in electric revenues due to a significant reduction in electricity rates paid to the facility, about \$3.8 million of the fund balance will be used in Fiscal Year 2010-2011 and about \$5.7 million in Budget Year 2011-2012. The project is now debt-free, as the Series 2000 Certificates (bonds) were paid in full on December 3, 2008, about a year before maturity.

<b>Environmental Resources - Waste-to-Energy</b>				
<b>Classification</b>	<b>2009-2010 Actual</b>	<b>2010-2011 Adopted Budget</b>	<b>2011-2012 Requested Proposed Budget</b>	<b>2011-2012 Recommended Proposed Budget</b>
Taxes	\$0	\$0	\$0	\$0
Licenses, Permits, Franchises	\$0	\$0	\$0	\$0
Fines, Forfeitures, Penalties	\$0	\$0	\$0	\$0
Revenue from use of Assets	\$59,723	\$167,011	\$149,344	\$149,344
Intergovernmental Revenue	\$0	\$0	\$0	\$0
Charges for Service	\$7,174,148	\$6,860,000	\$6,860,000	\$6,860,000
Miscellaneous Revenue	\$310,070	\$350,000	\$310,000	\$310,000
Other Financing Sources	\$0	\$0	\$0	\$0
<b>Total Revenue</b>	<b>\$7,543,941</b>	<b>\$7,377,011</b>	<b>\$7,319,344</b>	<b>\$7,319,344</b>
Salaries and Benefits	\$0	\$0	\$0	\$0
Services and Supplies	\$4,785,275	\$9,394,843	\$11,241,364	\$11,241,364
Other Charges	\$1,758,675	\$1,822,413	\$1,805,774	\$1,805,774
Fixed Assets	\$0	\$0	\$0	\$0
Other Financing Uses	\$0	\$0	\$0	\$0
Equity	\$0	\$0	\$0	\$0
Intrafund	\$0	\$0	\$0	\$0
Contingencies	\$0	\$0	\$0	\$0
<b>Gross Costs</b>	<b>\$6,543,950</b>	<b>\$11,217,256</b>	<b>\$13,047,138</b>	<b>\$13,047,138</b>
Retained Earnings	(\$999,991)	\$3,840,245	\$5,727,794	\$5,727,794
<b>Net County Cost</b>	<b>\$0</b>	<b>\$0</b>	<b>\$0</b>	<b>\$0</b>

## **PROGRAM DISCUSSION**

At the proposed level of funding, the Department, as directed by the Solid Waste-to-Energy Executive Committee, can fund all aspects of facility operation and maintenance including maintaining an adequate service level. The Solid Waste-to-Energy Executive Committee is a four-member panel comprised of two representatives from both the Board of Supervisors and Modesto City Council. Service fee payments for the facility operation and maintenance, after offsetting the energy revenues, will continue to be met as in the prior year. City/County administrative and consultants' costs will also be met.

Proposed new rules under the Federal Clean Air Act and the California Global Warming Solutions Act (AB 32) can potentially increase the cost of facility operations, for which \$300,000 is budgeted for Budget Year 2011-2012. The Solid Waste-to-Energy Executive Committee approved the Proposed Recommended Budget on March 17, 2011.

## **STAFFING IMPACTS**

Total current authorized positions—0

## **RECOMMENDED PROPOSED BUDGET**

It is recommended that a budget of \$13,047,138 be approved for the Environmental Resources – Waste-To-Energy. This budget is funded from \$7,319,344 in estimated department revenue and \$5,727,794 in retained earnings.



## **PARKS AND RECREATION**

### **MISSION STATEMENT**

The mission of the Department of Parks and Recreation is to implement the policies established by the Board of Supervisors pertaining to parks, which includes acquiring, developing, and maintaining recreation areas serving every segment of society, including the disabled and economically disadvantaged. It is also to provide the leadership necessary to develop and manage parks and recreation facilities in ways that will provide the best possible experience for people to enjoy the out-of-doors at the most reasonable costs.

### **OPERATIONAL PRIORITIES**

The Operational Priorities for the Department of Parks and Recreation for the 2011-2012 Budget Year include:

- ◆ Construction of non-potable wells in Community Service Area 10 in Salida;
- ◆ Development and implementation of Woodward Reservoir and Modesto Reservoir Regional Parks Sewer System Management Plans;
- ◆ Continue with the Woodward Reservoir Regional Park Improvement projects;
- ◆ Completion of the Frank Raines Water System Project; and
- ◆ Completion of the Heron Pointe Boating and Waterways Day Use and Boat Ramp Project at Woodward Reservoir Regional Park.

**STANISLAUS COUNTY, CALIFORNIA**  
**Budget Year 2011-2012**



---

**PUBLIC RESOURCES**  
**Recreation Facilities**

**PARKS AND RECREATION**

Budget Unit 0100 0035110  
General Fund

**SERVICES PROVIDED**

The Stanislaus County Department of Parks and Recreation maintains five regional parks, fourteen neighborhood parks, ten community parks, two Off-Highway Vehicle parks, four cemeteries, two bridges, La Grange historical areas, nine fishing access points along rivers and lakes, two swimming pools, one organized youth camp, and numerous acres of open space and river bottom. These facilities provide a vast array of recreational opportunities including but not limited to: picnicking, sailing and power boating, water skiing, jet skiing, fishing, swimming, camping, hiking, hunting, and horseback and biking trails. In addition, the Department of Parks and Recreation provides landscape/grounds maintenance services and streetscape maintenance for nine county service areas, eight county centers, eleven libraries, one landscape maintenance district, and other governmental buildings in the unincorporated areas of the County.

The Department consists of four divisions including Administration, County Centers/Community Parks, Woodward Reservoir and Modesto Reservoir.

Administration implements the functions of finance, human resources, information technology, contract coordination, project management, process improvements, planning, employee support, risk and safety management, partner development and opportunities; and aligning maintenance, operational, and customer needs.

The County Centers/Community Parks Division is responsible for the maintenance and operations of the parks, flood control landscape, and streetscapes within County Service Areas 1, 10, 16, 18, 19, 21, 22, 24, 26, and Del Rio Heights Landscape Assessment District; Delta Mendota, Fox Grove, Las Palmas, Neils Hansen, Orestimba, Riverdale, and Shiloh Fishing Access Areas; Pauper's Cemetery; the Regional Water Safety Training Center, Empire and Bonita Community, Crows Landing Pools; Burbank-Paradise, Empire Community, Empire Tot Lot, Fairview, Leroy F. Fitzsimmons, Mono, Oregon Drive, Hatch, Countrystone, Murphy, Segesta, Wincanton, Sterling Ranch, Hunter's Pointe, Parklawn, Salida, Bonita and United Community and Neighborhood Parks; Laird Regional Park; and Frank Raines Regional Park including Deer Creek Campgrounds, Deer Creek Day Use & Undeveloped Camping Area, Minnear Day Use Area, and the Off-Highway Vehicle Area. Additionally, this division is responsible for landscape/grounds maintenance services at the following facilities: County Clerk-Recorder/Elections Building, 801 11<sup>th</sup> Street Building, Old Scenic Hospital Facility (County Center 2), Learning Institute (County Center 3), Juvenile Probation (County Center 5), ten Libraries, Medical Arts Building, Behavioral Health and Recovery Services facilities including Stanislaus Recovery Center and a portion of County Center 2, 12<sup>th</sup> Street Garage and offices, Mancini Hall, Coroner's Office, and the Denair Amtrak Station.

The Woodward Reservoir Division is responsible for the maintenance and operations of Woodward Reservoir. The Department of Parks and Recreation has operated recreational facilities at Woodward Reservoir in partnership with South San Joaquin Irrigation District (SSJID) for more than forty years. This facility encompasses 6,667 acres, including 2,900 acres covered by the reservoir. Additionally, this division is responsible for a small lot within the Knights Ferry area.

The Modesto Reservoir Division is responsible for the maintenance and operations of Modesto Reservoir. The Department of Parks and Recreation has operated recreational facilities at Modesto Reservoir in partnership with Modesto Irrigation District (MID) for more than forty (40) years. This facility covers 5,080 acres, including 2,800 acres covered by the reservoir. Additionally, this division is

responsible for the maintenance and operations of the La Grange Regional Park including the Off-Highway Vehicle area; Gold Dredge area; Livery Stables, Jail, School House, and Museum; Old School House area; Joe Domecq Wildlife area; Kiwanis Camp; Basso and Old La Grange Bridge; La Grange Cemetery; Robert's Ferry Cemetery; French Bar Cemetery; Basso Fishing Access area; Turlock State Lake Fishing Access area; and 225 acres of river bottom along the Tuolumne River.

<b>Parks and Recreation</b>				
<b>Classification</b>	<b>2009-2010 Actual</b>	<b>2010-2011 Adopted Budget</b>	<b>2011-2012 Requested Proposed Budget</b>	<b>2011-2012 Recommended Proposed Budget</b>
Taxes	\$0	\$0	\$0	\$0
Licenses, Permits, Franchises	\$0	\$0	\$0	\$0
Fines, Forfeitures, Penalties	\$0	\$0	\$0	\$0
Revenue from use of Assets	\$30,828	\$21,860	\$21,860	\$21,860
Intergovernmental Revenue	\$0	\$0	\$0	\$0
Charges for Service	\$2,416,167	\$2,215,558	\$2,390,332	\$2,390,332
Miscellaneous Revenue	\$27,089	\$15,320	\$49,200	\$49,200
Other Financing Sources	\$14,118	\$75,000	\$80,000	\$80,000
<b>Total Revenue</b>	<b>\$2,488,202</b>	<b>\$2,327,738</b>	<b>\$2,541,392</b>	<b>\$2,541,392</b>
Salaries and Benefits	\$2,065,063	\$2,285,807	\$2,023,195	\$2,023,195
Services and Supplies	\$1,034,503	\$976,712	\$642,700	\$642,700
Other Charges	\$789,998	\$574,790	\$732,031	\$732,031
Fixed Assets				
Equipment	\$104,167	\$0	\$45,000	\$45,000
Other Financing Uses	\$46,758	\$0	\$0	\$0
Equity	\$0	\$0	\$0	\$0
Intrafund	\$473,788	\$481,890	\$550,720	\$550,720
Contingencies	\$0	\$0	\$0	\$0
<b>Gross Costs</b>	<b>\$4,514,277</b>	<b>\$4,319,199</b>	<b>\$3,993,646</b>	<b>\$3,993,646</b>
Fund Balance	\$0	\$0	\$0	\$0
<b>Net County Cost</b>	<b>\$2,026,075</b>	<b>\$1,991,461</b>	<b>\$1,452,254</b>	<b>\$1,452,254</b>

## PROGRAM DISCUSSION

At this level of funding, the Department of Parks and Recreation (Parks) will be required to reorganize Administration, unfund vacant positions, eliminate funding for the Stanislaus County Police Activities League (PAL), and close five fishing accesses. Re-evaluating priorities and adjusting the workforce to the priorities identified will result in providing basic levels of services at all general funded neighborhood parks, cemeteries, bridges, County Centers and office buildings, Woodward Reservoir and Modesto Reservoir Regional Parks.

The Director of Parks also oversees the Department of Environmental Resources (DER) and historically the DER has provided a significant portion of administrative support to Parks. With the recent vacancy of the Deputy Director in Parks and the decision to unfund the position, a reassignment of duties is necessary. These administrative functions will be reassigned within the Departments of DER and Parks, using available resources.

PAL provides after school activities for at risk children. The County has funded PAL programs for many years; however over the past few years the funding available for this program has decreased substantially. At this point, the Department is no longer able to fund PAL programs. This affects after school programs at Hatch Park in Keyes, Oregon Park in the Airport Neighborhood, United Community Park in Grayson, Empire Park, and Salida Park. One exception to the PAL funding reductions is the Regional Water Safety Training Center (RWSTC) located in Empire. The community has raised funds to operate and maintain the RWSTC and this facility will remain open as long as the community support and funds are available.

In addition, PAL operates Bonita Pool in Crows Landing. The Department will not open Bonita Pool, unless other arrangements are made for the operation and maintenance of the pool. Another issue affecting the Bonita Pool is legislation (AB 1020) that requires existing swimming pools to be upgraded

to meet new Health and Safety Codes by this swim season. Due to budgetary constraints, the retrofit of Bonita pool, and the required re-plastering has not been completed and the pool cannot open until these improvements have been made.

Four fishing accesses in the County will be closed. These include Las Palmas, Niel Hansen, Orestimba, and Shiloh. Restrooms will be locked and garbage cans will be removed from these areas and maintenance will not be provided at these facilities. In addition, the Department is looking at options for the Fox Grove Fishing Access, which belongs to the State of California. The Department, through a cooperative agreement with the State, has provided operations and maintenance spending close to 500 hours a year maintaining the site. The Department may be required to reduce maintenance at the site or approach the State regarding taking over the maintenance.

Parks and Recreation has negotiated with the Sheriff's Department to fund the Sheriff patrols in the amount of \$554,960, which is an additional \$100,000 over the 2010-2011 level.

The Off-Highway Vehicle Areas at Frank Raines Regional Park and La Grange Regional Park are operated and maintained from a Special Revenue Fund through State grants and park fees. The grants are due to the State in May of 2011 and the Department is notified of the status of the grants after July of 2011. The request to accept awarded grant funding will be submitted to the Board of Supervisors in the fall of 2011.

The closure of fishing accesses and Bonita Pool may result in a reduction in the use of extra help Park Aides; in addition, unfunding vacant full time positions will realize additional salary savings. As a result of General Fund departments retaining 75% of their 2009-2010 net county cost savings, the Department estimates to carry over 100% of that amount, approximately \$163,000 to Fiscal Year 2011-12. The Department also estimates to carry over 75% of 2010-2011 net county cost savings, approximately \$40,000. This amount can vary significantly due to weather, water level at the reservoirs and visitation levels at the parks. A transfer of \$70,000 from the Modesto Reservoir special revenue account will fund maintenance related to water quality assurance at Modesto Reservoir. These funding sources will assist in balancing the Parks and Recreation Recommended Final Budget and avoid reductions-in-force and further reductions in operational capabilities during the 2011-2012 Budget Year.

The Department conducted an analysis to consider increasing fees and introducing new fees for all park facilities. The intent is to ensure cost-recovery of all publicly used lands that require a need for maintenance, operation, or exclusive use. On May 10, 2011, a Public Hearing was held to introduce and waive the first reading to establish new and amend existing fees for the Department of Parks and Recreation. The fee adjustment is expected to generate an additional \$200,000 in estimated revenue in the upcoming budget year.

### **STAFFING IMPACTS**

The Department has requested to unfund one vacant Deputy Director of Parks position to support the Department's budget balancing strategy.

Total current authorized positions—21

It is recommended to unfund one vacant Deputy Director of Parks position.

Total recommended authorized positions—20

### **RECOMMENDED PROPOSED BUDGET**

It is recommended that a budget of \$3,993,646 be approved for the Department of Parks and Recreation. The net county cost contribution for this budget was reduced approximately 27% or \$539,207 from the Fiscal Year 2010-2011 Adopted Final Budget level. At this level of funding, the Department achieves its net county cost reduction through the reorganization of the administration office, unfunding a vacant position, eliminating funding for the Stanislaus County Police Activities League (PAL), closing four fishing accesses, and through the use of prior year General Fund savings. This budget is funded from \$2,541,392 in estimated department revenue and a \$1,452,254 contribution

from the General Fund. The Department also anticipates using approximately \$200,000 of prior year General Fund savings to fully fund the 2011-2012 Recommended Proposed Budget.

**STANISLAUS COUNTY, CALIFORNIA**  
**Budget Year 2011-2012**



**PUBLIC RESOURCES**  
**Recreation Facilities**

**PARKS AND RECREATION—FISH AND WILDLIFE**

Budget Unit 1727 0035452  
 Special Revenue Fund

**SERVICES PROVIDED**

Fish and Wildlife assists in achieving the goals of the Fish and Wildlife Committee to provide for educational and recreational opportunities supporting the protection, conservation, propagation, and preservation of fish and wildlife.

**CASH BALANCE**

As of July 1, 2011, this fund is projected to be \$37,705 as compared to \$47,891 on July 1, 2010. The Fish and Wildlife fund is funded through violations collected by the State Department of Fish and Game. The Fish and Wildlife Commission make recommendations on how these funds are spent annually.

<b>Parks and Recreation - Fish and Wildlife</b>				
<b>Classification</b>	<b>2009-2010 Actual</b>	<b>2010-2011 Adopted Budget</b>	<b>2011-2012 Requested Proposed Budget</b>	<b>2011-2012 Recommended Proposed Budget</b>
Taxes	\$0	\$0	\$0	\$0
Licenses, Permits, Franchises	\$0	\$0	\$0	\$0
Fines, Forfeitures, Penalties	\$510	\$0	\$0	\$0
Revenue from use of Assets	\$0	\$0	\$0	\$0
Intergovernmental Revenue	\$0	\$0	\$0	\$0
Charges for Service	\$0	\$0	\$0	\$0
Miscellaneous Revenue	\$0	\$0	\$0	\$0
Other Financing Sources	\$0	\$0	\$0	\$0
<b>Total Revenue</b>	<b>\$510</b>	<b>\$0</b>	<b>\$0</b>	<b>\$0</b>
Salaries and Benefits	\$0	\$0	\$0	\$0
Services and Supplies	\$3,523	\$50,000	\$50,000	\$50,000
Other Charges	\$0	\$0	\$0	\$0
Fixed Assets	\$0	\$0	\$0	\$0
Other Financing Uses	\$0	\$0	\$0	\$0
Equity	\$0	\$0	\$0	\$0
Intrafund	\$0	\$0	\$0	\$0
Contingencies	\$0	\$0	\$0	\$0
<b>Gross Costs</b>	<b>\$3,523</b>	<b>\$50,000</b>	<b>\$50,000</b>	<b>\$50,000</b>
<b>Fund Balance</b>	<b>\$3,013</b>	<b>\$50,000</b>	<b>\$50,000</b>	<b>\$50,000</b>
<b>Net County Cost</b>	<b>\$0</b>	<b>\$0</b>	<b>\$0</b>	<b>\$0</b>

**PROGRAM DISCUSSION**

At this level of funding, the Department can maintain the current level of assistance to the Fish and Wildlife Commission to help achieve its goals of providing educational and recreational opportunities that support the protection, conservation, propagation, and preservation of fish and wildlife in Stanislaus County.

The Fish and Wildlife Commission funds fish plantings at both Modesto and Woodward Reservoirs. They have also funded special projects such as the Wood Duck Box Program.



**STAFFING IMPACTS**

Total current authorized positions—0

**RECOMMENDED PROPOSED BUDGET**

It is recommended that a budget of \$50,000 be approved for the Parks and Recreation – Fish and Wildlife. This budget is funded from \$50,000 in departmental fund balance.

**STANISLAUS COUNTY, CALIFORNIA**  
**Budget Year 2011-2012**



**PUBLIC RESOURCES**  
**Recreation Facilities**

**PARKS AND RECREATION—MODESTO RESERVOIR PATROL**

Budget Unit 1728 0035453  
 Special Revenue Fund

**SERVICES PROVIDED**

Modesto Reservoir Patrol provides for enhanced services to protect the water quality at Modesto Reservoir Regional Park. Modesto Reservoir is operated in partnership with the Modesto Irrigation District's water treatment plant. This program provides for the continuation of enhanced water quality services.

**CASH BALANCE**

As of July 1, 2011, this fund is projected to have a positive cash balance of \$186,403 compared to the July 1, 2010 positive balance of \$140,403. The Modesto Reservoir Patrol is funded by Modesto Irrigation District to provide enhanced services to protect the water quality at Modesto Reservoir. The Department intends to maintain fund balance in anticipation of the implementation of the online Parks Reservation System.

<b>Parks and Recreation - Modesto Reservoir Patrol</b>				
<b>Classification</b>	<b>2009-2010 Actual</b>	<b>2010-2011 Adopted Budget</b>	<b>2011-2012 Requested Proposed Budget</b>	<b>2011-2012 Recommended Proposed Budget</b>
Taxes	\$0	\$0	\$0	\$0
Licenses, Permits, Franchises	\$0	\$0	\$0	\$0
Fines, Forfeitures, Penalties	\$0	\$0	\$0	\$0
Revenue from use of Assets	\$0	\$0	\$0	\$0
Intergovernmental Revenue	\$0	\$0	\$0	\$0
Charges for Service	\$0	\$23,000	\$23,000	\$23,000
Miscellaneous Revenue	\$0	\$0	\$0	\$0
Other Financing Sources	\$0	\$0	\$0	\$0
<b>Total Revenue</b>	<b>\$0</b>	<b>\$23,000</b>	<b>\$23,000</b>	<b>\$23,000</b>
Salaries and Benefits	\$0	\$0	\$0	\$0
Services and Supplies	\$0	\$50,000	\$0	\$0
Other Charges	\$0	\$32,000	\$75,000	\$75,000
Fixed Assets				
Equipment	\$0	\$58,000	\$0	\$0
Other Financing Uses	\$0	\$0	\$0	\$0
Equity	\$0	\$0	\$0	\$0
Intrafund	\$0	\$0	\$0	\$0
Contingencies	\$0	\$0	\$0	\$0
<b>Gross Costs</b>	<b>\$0</b>	<b>\$140,000</b>	<b>\$75,000</b>	<b>\$75,000</b>
Fund Balance	\$0	\$117,000	\$52,000	\$52,000
<b>Net County Cost</b>	<b>\$0</b>	<b>\$0</b>	<b>\$0</b>	<b>\$0</b>

**PROGRAM DISCUSSION**

At this level of funding, the Department will continue to maintain enhanced services to protect the water quality at Modesto Reservoir Regional Park. Enhanced services include additional parks staff and funding for the Parks Online Reservation System.

The Parks Online Reservation System is in process. Hardware has been installed and is in use; however, negotiations with the vendor regarding contract issues have stalled the original implementation date of February 2011. As the negotiations proceed, additional funds may be required to complete the project.

**STAFFING IMPACTS**

Total current authorized positions—0

**RECOMMENDED PROPOSED BUDGET**

It is recommended that a budget of \$75,000 be approved for the Parks and Recreation – Modesto Reservoir Patrol. This budget is funded from \$23,000 in estimated department revenue and \$52,000 in departmental fund balance.

**STANISLAUS COUNTY, CALIFORNIA**  
**Budget Year 2011-2012**  
**PUBLIC RESOURCES**  
**Recreation Facilities**



**PARKS AND RECREATION—OFF-HIGHWAY VEHICLE FUND**

Budget Unit 1702 0035451  
 Special Revenue Fund

**SERVICES PROVIDED**

The Off-Highway Vehicle (OHV) Fund provides for the development and activities of off-highway vehicle parks at designated sites in Stanislaus County, including Frank Raines and La Grange Off-Highway Vehicle Parks. The Off-Highway Vehicle Program is funded through reimbursable OHV grants from the State, fees collected through the Department of Motor Vehicles for off-highway park use, and fees for services.

**CASH BALANCE**

As of July 1, 2011, this fund is projected to have a positive cash balance of \$82,814 compared to July 1, 2010 positive balance of \$48,479. A one-time cash balance was transferred to this fund when it was set up originally. This cash balance was to assist the Parks and Recreation Department in the match necessary to secure State grant funds. On-going match is funded through volunteer services, funding provided through other sources, such as Public Facility Fees, and expenses paid with the revenues received at the OHV facilities. The OHV cash balance will eventually be exhausted.

<b>Parks and Recreation - Off-Highway Vehicle Fund</b>				
<b>Classification</b>	<b>2009-2010 Actual</b>	<b>2010-2011 Adopted Budget</b>	<b>2011-2012 Requested Proposed Budget</b>	<b>2011-2012 Recommended Proposed Budget</b>
Taxes	\$0	\$0	\$0	\$0
Licenses, Permits, Franchises	\$0	\$0	\$0	\$0
Fines, Forfeitures, Penalties	\$0	\$0	\$0	\$0
Revenue from use of Assets	\$3,718	\$0	\$0	\$0
Intergovernmental Revenue	\$495,140	\$0	\$0	\$0
Charges for Service	\$71,724	\$0	\$0	\$0
Miscellaneous Revenue	\$0	\$0	\$0	\$0
Other Financing Sources	\$124,743	\$0	\$0	\$0
<b>Total Revenue</b>	<b>\$695,325</b>	<b>\$0</b>	<b>\$0</b>	<b>\$0</b>
Salaries and Benefits	\$0	\$0	\$0	\$0
Services and Supplies	\$135,079	\$0	\$0	\$0
Other Charges	\$285,896	\$0	\$0	\$0
Fixed Assets				
Equipment	\$8,676	\$0	\$0	\$0
Other Financing Uses	\$35,240	\$0	\$0	\$0
Equity	\$0	\$0	\$0	\$0
Intrafund	\$0	\$0	\$0	\$0
Contingencies	\$0	\$0	\$0	\$0
<b>Gross Costs</b>	<b>\$464,891</b>	<b>\$0</b>	<b>\$0</b>	<b>\$0</b>
<b>Fund Balance</b>	<b>(\$230,434)</b>	<b>\$0</b>	<b>\$0</b>	<b>\$0</b>
<b>Net County Cost</b>	<b>\$0</b>	<b>\$0</b>	<b>\$0</b>	<b>\$0</b>

## **PROGRAM DISCUSSION**

The budget for the Parks and Recreation – Off-Highway Vehicle Fund is not being established at this time. Parks and Recreation has applied for the State of California Off-Highway Vehicle grant. Once notification of grant award is received from the State, typically mid-summer, the Department will return to the Board of Supervisors to set up the appropriate budget.

## **STAFFING IMPACTS**

Total current authorized positions—0

## **RECOMMENDED PROPOSED BUDGET**

There is no Recommended Proposed Budget for the Parks and Recreation – Off-Highway Vehicle Fund. This budget will be established after notification of grant funds through a separate recommendation to the Board of Supervisors.

**STANISLAUS COUNTY, CALIFORNIA**  
**Budget Year 2011-2012**  
**PUBLIC RESOURCES**  
**Recreation Facilities**



**PARKS AND RECREATION—PARKS MASTER PLAN**

Budget Unit 0100 0035430  
 General Fund

**SERVICES PROVIDED**

The Parks Master Plan budget addresses deficiencies in neighborhood parks, community parks, fishing accesses, regional parks, cultural historic facilities, and open space areas; recommends infrastructure improvement of existing facilities and parks; provides for the acquisition and development of additional facilities and parks sites; and provides staffing to follow through with the plan.

<b>Parks and Recreation - 20-year Master Plan</b>				
<b>Classification</b>	<b>2009-2010 Actual</b>	<b>2010-2011 Adopted Budget</b>	<b>2011-2012 Requested Proposed Budget</b>	<b>2011-2012 Recommended Proposed Budget</b>
Taxes	\$0	\$0	\$0	\$0
Licenses, Permits, Franchises	\$0	\$0	\$0	\$0
Fines, Forfeitures, Penalties	\$0	\$0	\$0	\$0
Revenue from use of Assets	\$0	\$0	\$0	\$0
Intergovernmental Revenue	\$0	\$40,000	\$40,000	\$40,000
Charges for Service	\$0	\$0	\$0	\$0
Miscellaneous Revenue	\$0	\$0	\$0	\$0
Other Financing Sources	\$0	\$0	\$0	\$0
<b>Total Revenue</b>	<b>\$0</b>	<b>\$40,000</b>	<b>\$40,000</b>	<b>\$40,000</b>
Salaries and Benefits	\$0	\$0	\$0	\$0
Services and Supplies	\$0	\$40,000	\$40,000	\$40,000
Other Charges	\$0	\$0	\$0	\$0
Fixed Assets	\$0	\$0	\$0	\$0
Other Financing Uses	\$0	\$0	\$0	\$0
Equity	\$0	\$0	\$0	\$0
Intrafund	\$0	\$0	\$0	\$0
Contingencies	\$0	\$0	\$0	\$0
<b>Gross Costs</b>	<b>\$0</b>	<b>\$40,000</b>	<b>\$40,000</b>	<b>\$40,000</b>
<b>Fund Balance</b>	<b>\$0</b>	<b>\$0</b>	<b>\$0</b>	<b>\$0</b>
<b>Net County Cost</b>	<b>\$0</b>	<b>\$0</b>	<b>\$0</b>	<b>\$0</b>

**PROGRAM DISCUSSION**

At this level of funding, the Department can meet its obligation to fund its portion of the farming expenses in Salida and set aside funds for the Salida School Park project. These funds are designated for the Salida School Park project design and development. Currently, the Salida School Park project is on hold and until there is further action taken on this project, the property is being farmed. Pursuant to the agreement between the County and the Salida School District, the County shares in the farming expenses and generated revenue.

**STAFFING IMPACTS**

Total current authorized positions—0

## **RECOMMENDED PROPOSED BUDGET**

It is recommended that a budget of \$40,000 be approved for the Parks and Recreation – Parks Master Plan. This budget is funded from \$40,000 in estimated departmental revenue from the farm lease.

**STANISLAUS COUNTY, CALIFORNIA**  
**Budget Year 2011-2012**  
**PUBLIC RESOURCES**  
**Recreation Facilities**



**PARKS AND RECREATION—REGIONAL WATER SAFETY TRAINING CENTER**

Budget Unit 1694 0035701  
 Special Revenue Fund

**SERVICES PROVIDED**

The Regional Water Safety Training Center provides necessary funding for basic operations and programs at the regional aquatic facility located at Empire Community Park. The Department of Parks and Recreation is responsible for the general maintenance and operation of the facility. Recreational swim and Learn to Swim programs are provided through an agreement with the Stanislaus County Police Activities League.

**CASH BALANCE**

As of July 1, 2011, this fund is projected to have a positive cash balance of \$43,000 compared to the July 1, 2010 positive balance of \$112,378 and reflects the use of previous community donations for the new facility operation. The Regional Water Safety Training Center is funded through community contributions and donations managed through the Friends of the Empire Community Pool.

<b>Parks and Recreation - Regional Water Safety Training Center</b>				
<b>Classification</b>	<b>2009-2010 Actual</b>	<b>2010-2011 Adopted Budget</b>	<b>2011-2012 Requested Proposed Budget</b>	<b>2011-2012 Recommended Proposed Budget</b>
Taxes	\$0	\$0	\$0	\$0
Licenses, Permits, Franchises	\$0	\$0	\$0	\$0
Fines, Forfeitures, Penalties	\$0	\$0	\$0	\$0
Revenue from use of Assets	\$6,976	\$0	\$0	\$0
Intergovernmental Revenue	\$0	\$0	\$0	\$0
Charges for Service	\$0	\$0	\$0	\$0
Miscellaneous Revenue	\$137,001	\$100,000	\$0	\$0
Other Financing Sources	\$55,000	\$0	\$0	\$0
<b>Total Revenue</b>	<b>\$198,977</b>	<b>\$100,000</b>	<b>\$0</b>	<b>\$0</b>
Salaries and Benefits	\$0	\$0	\$0	\$0
Services and Supplies	\$65,016	\$85,250	\$30,000	\$30,000
Other Charges	\$22,020	\$14,750	\$13,000	\$13,000
Fixed Assets	\$0	\$0	\$0	\$0
Other Financing Uses	\$0	\$0	\$0	\$0
Equity	\$0	\$0	\$0	\$0
Intrafund	\$0	\$0	\$0	\$0
Contingencies	\$0	\$0	\$0	\$0
<b>Gross Costs</b>	<b>\$87,036</b>	<b>\$100,000</b>	<b>\$43,000</b>	<b>\$43,000</b>
<b>Fund Balance</b>	<b>(\$111,941)</b>	<b>\$0</b>	<b>\$43,000</b>	<b>\$43,000</b>
<b>Net County Cost</b>	<b>\$0</b>	<b>\$0</b>	<b>\$0</b>	<b>\$0</b>

**PROGRAM DISCUSSION**

At this level of funding, the Department can maintain and operate the Regional Water Safety Training Center (RWSTC) at Empire Community Park. Additional programming and services will be provided dependent on available funding. The RWSTC budget will generate revenue from private contributions and donations managed through the Friends of Empire Community Pool group formed under the umbrella of the Stanislaus Community Foundation.



The Department of Parks and Recreation has partnered with Stanislaus County Police Activities League (PAL) to continue to pursue grant opportunities as they become available for services and programs, maintenance and operations. Interest earnings are used to support ongoing operations and programs. The existing funds are sufficient to operate the RWSTC through this fiscal year; however, without additional donations or funding sources the RWSTC may not reopen in July 2012.

**STAFFING IMPACTS**

Total current authorized positions—0

**RECOMMENDED PROPOSED BUDGET**

It is recommended that a budget of \$43,000 be approved for the Parks and Recreation – Regional Water Safety Training Center. This budget is funded from \$43,000 in departmental fund balance.

**STANISLAUS COUNTY, CALIFORNIA**  
**Budget Year 2011-2012**  
**PUBLIC RESOURCES**  
**Recreation Facilities**



**PARKS AND RECREATION—TUOLUMNE RIVER REGIONAL PARK**

Budget Unit 0100 0035420  
 General Fund

**SERVICES PROVIDED**

Tuolumne River Regional Park (TRRP) provides for the maintenance and preservation of seven miles of river corridor, while allowing continued development in a manner that creates positive recreational ventures.

The Board of Supervisors, through a Joint Powers Agreement (JPA), partners in the regional park effort with the City of Ceres and the City of Modesto.

<b>Parks and Recreation - TRRP</b>				
<b>Classification</b>	<b>2009-2010 Actual</b>	<b>2010-2011 Adopted Budget</b>	<b>2011-2012 Requested Proposed Budget</b>	<b>2011-2012 Recommended Proposed Budget</b>
Taxes	\$0	\$0	\$0	\$0
Licenses, Permits, Franchises	\$0	\$0	\$0	\$0
Fines, Forfeitures, Penalties	\$0	\$0	\$0	\$0
Revenue from use of Assets	\$0	\$0	\$0	\$0
Intergovernmental Revenue	\$0	\$0	\$0	\$0
Charges for Service	\$0	\$0	\$0	\$0
Miscellaneous Revenue	\$0	\$0	\$0	\$0
Other Financing Sources	\$0	\$0	\$0	\$0
<b>Total Revenue</b>	<b>\$0</b>	<b>\$0</b>	<b>\$0</b>	<b>\$0</b>
Salaries and Benefits	\$0	\$0	\$0	\$0
Services and Supplies	\$192,740	\$173,466	\$121,426	\$121,426
Other Charges	\$0	\$0	\$0	\$0
Fixed Assets	\$0	\$0	\$0	\$0
Other Financing Uses	\$0	\$0	\$0	\$0
Equity	\$0	\$0	\$0	\$0
Intrafund	\$0	\$0	\$0	\$0
Contingencies	\$0	\$0	\$0	\$0
<b>Gross Costs</b>	<b>\$192,740</b>	<b>\$173,466</b>	<b>\$121,426</b>	<b>\$121,426</b>
<b>Fund Balance</b>	<b>\$0</b>	<b>\$0</b>	<b>\$0</b>	<b>\$0</b>
<b>Net County Cost</b>	<b>\$192,740</b>	<b>\$173,466</b>	<b>\$121,426</b>	<b>\$121,426</b>

**PROGRAM DISCUSSION**

At this level of funding, the budget provides for the continuation of services as expected and agreed upon by the participating cities and County of the JPA. The TRRP budget will provide funding for a contract for park maintenance.

The TRRP Commission approved a reduction in contributions for all partner cities for Budget Year 2011-2012 which is expected to result in reduced operations and maintenance of the park. Specifically, Stanislaus County and the City of Ceres experienced a 30% reduction from the prior year or \$52,040 and \$7,002, respectively. The City of Modesto experienced a 15% reduction from the prior year or \$17,918. The total partner contribution per the JPA for Budget Year 2011-2012 is \$239,292 (51% Stanislaus County, 42% City of Modesto, and 7% City of Ceres).

**STAFFING IMPACTS**

Total current authorized positions— 0

**RECOMMENDED PROPOSED BUDGET**

It is recommended that a budget of \$121,426 be approved for the Parks and Recreation – Tuolumne River Regional Park. The net county cost contribution for this budget was reduced 30% or \$52,040 from the Fiscal Year 2010-2011 Adopted Final Budget level. At this level of funding, the Department achieves its net county cost reduction through reduced operations and maintenance of the Tuolumne River Regional Park. This budget is funded from a \$121,426 contribution from the General Fund.



## **PLANNING AND COMMUNITY DEVELOPMENT**

### **MISSION STATEMENT**

To promote economic development, diversify the County's agricultural base and provide high quality, streamlined permit processing services for the benefit of all our customers.

### **OPERATIONAL PRIORITIES**

The Operational Priorities for the Department of Planning and Community Development for the 2011-2012 Budget Year include:

- ◆ Continue to strengthen the capacity of the Community Development Block Grant (CDBG) Urban County to more efficiently implement various programs including neighborhood stabilization, housing rehabilitation, first time homebuyer, and homeless prevention and rapid re-housing;
- ◆ Continue to work to build efficiencies within the Building Division through examination of consolidation of services, acquisition and implementation of upgraded software, and improvements to on-line permitting;
- ◆ Continue to provide sound and accurate public information, and meet all State mandated requirements relating to land use activity;
- ◆ Continue to diversify staff assignments in order to insure high levels of customer service are maintained for all diverse functions of the Department; and
- ◆ Maximize existing resources in an effort to improve efficiencies in light of existing budget constraints.

**STANISLAUS COUNTY, CALIFORNIA**  
**Budget Year 2011-2012**  
**PUBLIC RESOURCES**  
**Other Protection**



**PLANNING AND COMMUNITY DEVELOPMENT**

Budget Unit 0100 0025101  
 General Fund

**SERVICES PROVIDED**

The Department of Planning and Community Development provides information and assistance to customers on a multitude of land use topics. Planning staff responds to an estimated 30,000 phone calls and personal contact visits per year ranging from calls inquiring on the zoning of a particular parcel, to processing building permit and land-use application requests, to providing flood zone information, and to providing housing rehabilitation assistance. The Department is comprised of three divisions: Planning, Community Development, and Building Permits. Knowledge and expertise is provided to the Board of Supervisors, Chief Executive Office, and other County departments (i.e. Public Works, Parks and Recreation, and Environmental Resources) on specific projects for the benefit of the entire County.

The Planning Division is the only division funded by the General Fund within the Department. Both the Planning and the Community Development Divisions provide staffing to the Stanislaus County Redevelopment Agency. An overview of services provided by the Community Development Division, Building Permits Division, and Redevelopment Agency are provided in their respective budget sections.

<b>Planning &amp; Community Development</b>				
<b>Classification</b>	<b>2009-2010 Actual</b>	<b>2010-2011 Adopted Budget</b>	<b>2011-2012 Requested Proposed Budget</b>	<b>2011-2012 Recommended Proposed Budget</b>
Taxes	\$0	\$0	\$0	\$0
Licenses, Permits, Franchises	\$144,801	\$100,000	\$100,000	\$100,000
Fines, Forfeitures, Penalties	\$0	\$0	\$0	\$0
Revenue from use of Assets	\$0	\$0	\$0	\$0
Intergovernmental Revenue	\$0	\$0	\$0	\$0
Charges for Service	\$267,893	\$296,650	\$739,935	\$739,935
Miscellaneous Revenue	\$367	\$150	\$0	\$0
Other Financing Sources	\$9,292	\$10,000	\$2,500	\$2,500
<b>Total Revenue</b>	<b>\$422,353</b>	<b>\$406,800</b>	<b>\$842,435</b>	<b>\$842,435</b>
Salaries and Benefits	\$1,379,720	\$1,388,513	\$1,549,343	\$1,549,343
Services and Supplies	\$41,488	\$85,979	\$86,467	\$86,467
Other Charges	\$60,939	\$51,839	\$60,590	\$60,590
Fixed Assets	\$0	\$0	\$0	\$0
Other Financing Uses	\$40,620	\$0	\$0	\$0
Equity	\$0	\$0	\$0	\$0
Intrafund	\$37,583	\$40,590	\$12,480	\$12,480
Contingencies	\$0	\$0	\$0	\$0
<b>Gross Costs</b>	<b>\$1,560,350</b>	<b>\$1,566,921</b>	<b>\$1,708,880</b>	<b>\$1,708,880</b>
Fund Balance	\$0	\$0	\$0	\$0
<b>Net County Cost</b>	<b>\$1,137,997</b>	<b>\$1,160,121</b>	<b>\$866,445</b>	<b>\$866,445</b>

**PROGRAM DISCUSSION**

The Department of Planning and Community Development's focus for the upcoming budget year is on maintaining core services while fulfilling all State and Federal mandated requirements relating to land

use activities, building codes, special revenue grants, and the administration of redevelopment agency activities.

At this level of funding, the Department can maintain all of the core functions of the Planning Division; land-use and subdivision application processing, local oversight of permitted surface mining operations, implementation of the Williamson Act, and maintenance of the County General Plan in compliance with State mandates and local needs. The Division will continue to diversify staff assignments in order to provide needed administrative services to Department programs with identified non-General Fund resources.

The Planning and Community Development Department has requested a technical adjustment to the staffing allocation. It is being requested that two positions allocated to the Special Revenue Grants budget and two positions allocated to the Redevelopment Agency budget be transferred to the Planning Division budget. The transfer would afford a better opportunity to monitor the different sources of funding that provide the financial support for staff and administration.

In all, the budgeted expenses for the Planning Division is expected to exceed the department revenue and net county cost. The estimated difference of \$134,875 will be offset from department savings; \$74,475 from Fiscal Year 2009-2010 and projected savings of \$60,400 from Fiscal Year 2010-2011. Specifically, the savings will be used to fund the Department Head retirement cash-out estimated at \$104,745 and the remaining \$30,130 will be used for other salary needs.

### **STAFFING IMPACTS**

The Planning and Community Development Department has requested to transfer in the following positions: one Manager IV and one Plan Check Engineer from the Redevelopment Agency and one Associate Planner and one Staff Services Technician from Special Revenue Grants.

Total current authorized positions—12

It is recommended to transfer one Manager IV and one Plan Check Engineer from the Redevelopment Agency and one Associate Planner and one Staff Services Technician from Special Revenue Grants to this budget.

Total recommended authorized positions—16

### **RECOMMENDED PROPOSED BUDGET**

It is recommended that a budget of \$1,708,880 be approved for Planning and Community Development. The net county cost contribution for this budget was reduced approximately 25% or \$293,676 from the Fiscal Year 2010-2011 Adopted Final Budget level. At this level of funding, the Department achieves its net county cost reduction through General Fund savings from the prior year and increased revenue resulting from the diversification of staff assignments. This budget is funded from \$842,435 in estimated department revenue and a \$866,445 contribution from the General Fund. The Department also anticipates using approximately \$135,000 of prior year General Fund savings to fully fund the 2011-2012 Proposed Budget.

**STANISLAUS COUNTY, CALIFORNIA**  
**Budget Year 2011-2012**  
**PUBLIC RESOURCES**  
**Public Ways**



**PLANNING—BUILDING PERMITS**

Budget Unit 1206 0040400  
 Special Revenue Fund

**SERVICES PROVIDED**

The Building Permits Division of the Planning and Community Development Department provides plan checking, building permit issuance, construction inspection and building safety services. The Building Code Enforcement Unit inspects residential, commercial, and industrial projects for the unincorporated area of Stanislaus County. The Division responds to customer inquiries and provides technical assistance for code related issues. All fees related to these functions are calculated and collected by the Building Permits Division. The Division also devotes a significant amount of time responding to customer related inquiries related to the request and complaint program (Customer Relationship Management system).

**CASH BALANCE**

As of July 1, 2011, this fund is projected to have a positive cash balance of \$1,350,000 compared to the July 1, 2010 positive balance of \$1,100,300. This projection is based on a strategy using conservative estimates for increased building activity and a decrease in expenses.

<b>Planning - Building Permits</b>				
<b>Classification</b>	<b>2009-2010 Actual</b>	<b>2010-2011 Adopted Budget</b>	<b>2011-2012 Requested Proposed Budget</b>	<b>2011-2012 Recommended Proposed Budget</b>
Taxes	\$0	\$0	\$0	\$0
Licenses, Permits, Franchises	\$1,260,981	\$1,144,200	\$1,250,000	\$1,250,000
Fines, Forfeitures, Penalties	\$0	\$0	\$0	\$0
Revenue from use of Assets	\$0	\$0	\$0	\$0
Intergovernmental Revenue	\$0	\$0	\$0	\$0
Charges for Service	\$287,994	\$216,600	\$198,100	\$198,100
Miscellaneous Revenue	\$24,433	\$1,800	\$1,200	\$1,200
Other Financing Sources	\$97,993	\$97,600	\$282,563	\$282,563
<b>Total Revenue</b>	<b>\$1,671,401</b>	<b>\$1,460,200</b>	<b>\$1,731,863</b>	<b>\$1,731,863</b>
Salaries and Benefits	\$1,451,273	\$1,208,481	\$1,281,413	\$1,281,413
Services and Supplies	\$48,849	\$75,150	\$648,050	\$648,050
Other Charges	\$160,668	\$153,730	\$118,290	\$118,290
Fixed Assets	\$0	\$0	\$0	\$0
Other Financing Uses	\$39,333	\$0	\$0	\$0
Equity	\$0	\$0	\$0	\$0
Intrafund	\$0	\$0	\$0	\$0
Contingencies	\$0	\$0	\$0	\$0
<b>Gross Costs</b>	<b>\$1,700,123</b>	<b>\$1,437,361</b>	<b>\$2,047,753</b>	<b>\$2,047,753</b>
Fund Balance	\$28,722	(\$22,839)	\$315,890	\$315,890
<b>Net County Cost</b>	<b>\$0</b>	<b>\$0</b>	<b>\$0</b>	<b>\$0</b>

**PROGRAM DISCUSSION**

At this level of funding, the Department can maintain all of the core functions of the Division; issue building permits, provide inspections and find resolutions to complaints and concerns from customers. The Building Permits Division will also continue its partnership with the cities of Ceres and Oakdale of

providing plan check and construction inspections services. The Division also provides support to the County's Capital Projects Division in the form of project oversight, construction management, and administration. Additionally, the Division is responsible for calculation and collection support for the Public Facility Fee (PFF) Program.

It is the goal of the Building Permits Division to ensure that Budget Year 2011-2012 operational costs are equal to anticipated revenues, and to present a fully balanced budget. However, with the uncertainty with the current economy, it is difficult to predict what level of revenue might be expected over the next year. In Fiscal Year 2010-2011, Building Permits experienced a slight increase in construction activity. The Division has used a conservative approach for Budget Year 2011-2012 and estimates the same slight increase for revenue.

A new permit software package has been selected in partnership with the City of Modesto. The update of the software and the conversion of all current records will require a substantial amount of time, staff resources and funding. The County's share of the purchase will come from a combination of Building Permits fund balance and the one time use of available Public Facility Fees administration funding.

Mandatory training will continue to be provided to the Division's Building Inspectors and Plan Check Engineers in order to maintain all of the necessary certificates for their positions and the Department.

### **STAFFING IMPACTS**

Total current authorized positions—13

There are no recommended changes to the current level of staffing.

Total recommended authorized positions—13

### **RECOMMENDED PROPOSED BUDGET**

It is recommended that a budget of \$2,047,753 be approved for Planning – Building Permits. At this level of funding, all Building Permit core functions will be maintained with funding from permit fees and contract funding. This budget is funded from \$1,731,863 in estimated department revenue and \$315,890 in departmental fund balance.



**STANISLAUS COUNTY, CALIFORNIA**  
**Budget Year 2011-2012**



**PUBLIC PROTECTION**  
**Protection Inspection**

**PLANNING—DANGEROUS BUILDING ABATEMENT**

Budget Unit 1746 0043290  
 Special Revenue Fund

**SERVICES PROVIDED**

The Dangerous Building Abatement fund is used as a last resort for the demolition and removal of dangerous and/or abandoned buildings that pose a distinct health and safety threat to the residents of Stanislaus County. The first step in this process is to locate the owner and successfully work with the owner to bring resolution to the dangerous building. When the owner is unwilling to take corrective action or cannot be located, a cost evaluation is completed and a lien is placed on the property to ensure compliance. Expenses are recovered through property taxes or the sale of the property, whichever comes first.

**CASH BALANCE**

As of July 1, 2011, this fund is projected to have a positive cash balance of \$214,500 compared to the July 1, 2010 positive balance of \$224,978. The projection is based on abatement activities in the current fiscal year requiring the use of cash balance. This is consistent with the strategy used in previous budget years.

<b>Planning - Dangerous Bldg Abatement</b>				
<b>Classification</b>	<b>2009-2010 Actual</b>	<b>2010-2011 Adopted Budget</b>	<b>2011-2012 Requested Proposed Budget</b>	<b>2011-2012 Recommended Proposed Budget</b>
Taxes	\$0	\$0	\$0	\$0
Licenses, Permits, Franchises	\$0	\$0	\$0	\$0
Fines, Forfeitures, Penalties	\$0	\$0	\$0	\$0
Revenue from use of Assets	\$0	\$0	\$0	\$0
Intergovernmental Revenue	\$0	\$0	\$0	\$0
Charges for Service	\$15,036	\$10,000	\$10,000	\$10,000
Miscellaneous Revenue	\$8,065	\$0	\$0	\$0
Other Financing Sources	\$0	\$0	\$0	\$0
<b>Total Revenue</b>	<b>\$23,101</b>	<b>\$10,000</b>	<b>\$10,000</b>	<b>\$10,000</b>
Salaries and Benefits	\$0	\$0	\$0	\$0
Services and Supplies	\$8,876	\$10,000	\$20,700	\$20,700
Other Charges	\$0	\$0	\$15,000	\$15,000
Fixed Assets	\$0	\$0	\$0	\$0
Other Financing Uses	\$0	\$0	\$0	\$0
Equity	\$0	\$0	\$0	\$0
Intrafund	\$0	\$0	\$0	\$0
Contingencies	\$0	\$0	\$0	\$0
<b>Gross Costs</b>	<b>\$8,876</b>	<b>\$10,000</b>	<b>\$35,700</b>	<b>\$35,700</b>
Fund Balance	(\$14,225)	\$0	\$25,700	\$25,700
<b>Net County Cost</b>	<b>\$0</b>	<b>\$0</b>	<b>\$0</b>	<b>\$0</b>

**PROGRAM DISCUSSION**

At this level of funding, the Department can successfully maintain the Dangerous Building Abatement Program. Department staff will research and work with available resources to find the safest and most efficient resolution possible for the demolition and removal of dangerous and/or abandoned buildings

that pose a health and safety risk. While activity varies annually, it is anticipated that activity may increase as a result of the skyrocketing number of foreclosed homes in the region.

**STAFFING IMPACTS**

Total current authorized positions—0

**RECOMMENDED PROPOSED BUDGET**

It is recommended that a budget of \$35,700 be approved for the Planning – Dangerous Building Abatement. This budget is funded from \$10,000 in estimated department revenue and \$25,700 in departmental fund balance.

**STANISLAUS COUNTY, CALIFORNIA**  
**Budget Year 2011-2012**  
**PUBLIC RESOURCES**  
**Other Protection**



**PLANNING—GENERAL PLAN MAINTENANCE**

Budget Unit 179A 0025521  
 Special Revenue Fund

**SERVICES PROVIDED**

The General Plan Maintenance budget has been established for the purpose of collecting fees from land use and building permit applications to provide for the comprehensive update to Stanislaus County's General Plan. The General Plan is composed of several different elements: Land Use, Circulation, Conservation/Open Space, Noise, Safety, Housing and Agricultural, all of which are very unique and have specific statutory requirements.

**CASH BALANCE**

As of July 1, 2011, this fund is projected to have a positive cash balance of \$1,255,400 compared to the July 1, 2010 positive balance of \$1,216,559. This projection is based on a one-time transfer of \$306,226 from Public Facility Fees, revenue collected as part of all planning and building permit application fees and the use of approximately \$360,000 for the beginning stage of the Comprehensive General Plan Update.

<b>Planning - General Plan Maintenance</b>				
<b>Classification</b>	<b>2009-2010 Actual</b>	<b>2010-2011 Adopted Budget</b>	<b>2011-2012 Requested Proposed Budget</b>	<b>2011-2012 Recommended Proposed Budget</b>
Taxes	\$0	\$0	\$0	\$0
Licenses, Permits, Franchises	\$0	\$0	\$0	\$0
Fines, Forfeitures, Penalties	\$0	\$0	\$0	\$0
Revenue from use of Assets	\$14,297	\$15,000	\$16,000	\$16,000
Intergovernmental Revenue	\$0	\$0	\$0	\$0
Charges for Service	\$122,358	\$103,200	\$105,200	\$105,200
Miscellaneous Revenue	\$0	\$0	\$0	\$0
Other Financing Sources	\$0	\$0	\$0	\$0
<b>Total Revenue</b>	<b>\$136,655</b>	<b>\$118,200</b>	<b>\$121,200</b>	<b>\$121,200</b>
Salaries and Benefits	\$0	\$0	\$0	\$0
Services and Supplies	\$19,763	\$6,000	\$6,000	\$6,000
Other Charges	\$41,842	\$85,000	\$85,030	\$85,030
Fixed Assets	\$0	\$0	\$0	\$0
Other Financing Uses	\$0	\$0	\$0	\$0
Equity	\$0	\$0	\$0	\$0
Intrafund	\$0	\$0	\$0	\$0
Contingencies	\$0	\$0	\$0	\$0
<b>Gross Costs</b>	<b>\$61,605</b>	<b>\$91,000</b>	<b>\$91,030</b>	<b>\$91,030</b>
<b>Fund Balance</b>	<b>(\$75,050)</b>	<b>(\$27,200)</b>	<b>(\$30,170)</b>	<b>(\$30,170)</b>
<b>Net County Cost</b>	<b>\$0</b>	<b>\$0</b>	<b>\$0</b>	<b>\$0</b>

**PROGRAM DISCUSSION**

At this level of funding, the Department can complete the update to the County's General Plan and continue the participation with the Stanislaus County Council of Governments (StanCOG) and the nine cities on development of the Regional Transportation Plan and related Sustainable Communities Strategy (a plan to be prepared by StanCOG to address the reduction in vehicle miles traveled and

demonstrate an ability for our region to attain greenhouse gas reduction targets set by the California Air Resources Board).

The contract with the firm of Jones and Stokes for work on the Comprehensive General Plan Update has sufficient funding remaining and it is anticipated that the comprehensive update will be completed by the end of Budget Year 2011-2012.

### **STAFFING IMPACTS**

Total current authorized positions—0

### **RECOMMENDED PROPOSED BUDGET**

It is recommended that a budget of \$91,030 be approved for the Planning – General Plan Maintenance. At this level of funding, the Stanislaus County General Plan will be completed by the end of the 2011-2012 Budget Year. This budget is funded from \$121,200 in estimated department revenue that will result in a \$30,170 positive contribution to departmental fund balance at year end.

**STANISLAUS COUNTY, CALIFORNIA**  
**Budget Year 2011-2012**  
**PUBLIC RESOURCES**  
**Other Protection**



**PLANNING—REDEVELOPMENT AGENCY**

Budget Unit 2061 0025700  
 Capital Projects Fund

**SERVICES PROVIDED**

The Stanislaus County Redevelopment Agency provides fiscal resources to implement or construct programs and projects that primarily are designed to eliminate blighted conditions in established redevelopment project areas. California Community Redevelopment Law mandates that a redevelopment agency eliminate blight. Since this is a basis for redevelopment, programs and projects will continue to be implemented that address this State mandate.

**CASH BALANCE**

As of July 1, 2011, this fund is projected to have a positive cash balance of \$7,000,000 compared to the July 1, 2010 positive balance of \$9,271,603. This projection is based on the reduced property tax increment revenue, construction costs related to the completion of the Keyes and Empire Storm Drain projects and a State mandated Supplemental Educational Revenue Augmentation Fund (SERAF) payment of \$580,227 in the current fiscal year.

<b>Planning - Redevelopment Agency</b>				
<b>Classification</b>	<b>2009-2010 Actual</b>	<b>2010-2011 Adopted Budget</b>	<b>2011-2012 Requested Proposed Budget</b>	<b>2011-2012 Recommended Proposed Budget</b>
Taxes	\$1,730,682	\$4,050,000	\$4,050,000	\$4,050,000
Licenses, Permits, Franchises	\$0	\$0	\$0	\$0
Fines, Forfeitures, Penalties	\$0	\$0	\$0	\$0
Revenue from use of Assets	(\$30,111)	\$300,000	\$300,000	\$300,000
Intergovernmental Revenue	\$71,226	\$45,000	\$45,000	\$45,000
Charges for Service	\$23,828	\$33,000	\$0	\$0
Miscellaneous Revenue	\$0	\$0	\$0	\$0
Other Financing Sources	\$0	\$0	\$0	\$0
<b>Total Revenue</b>	<b>\$1,795,625</b>	<b>\$4,428,000</b>	<b>\$4,395,000</b>	<b>\$4,395,000</b>
Salaries and Benefits	\$123,852	\$232,995	\$0	\$0
Services and Supplies	\$11,948,209	\$288,100	\$7,261,881	\$7,261,881
Other Charges	\$1,679,173	\$1,839,955	\$1,432,490	\$1,432,490
Fixed Assets	\$0	\$0	\$0	\$0
Other Financing Uses	\$1,672,360	\$1,680,000	\$2,088,906	\$2,088,906
Equity	\$0	\$0	\$0	\$0
Intrafund	\$0	\$0	\$0	\$0
Contingencies	\$0	\$0	\$0	\$0
<b>Gross Costs</b>	<b>\$15,423,594</b>	<b>\$4,041,050</b>	<b>\$10,783,277</b>	<b>\$10,783,277</b>
<b>Fund Balance</b>	<b>\$13,627,969</b>	<b>(\$386,950)</b>	<b>\$6,388,277</b>	<b>\$6,388,277</b>
<b>Net County Cost</b>	<b>\$0</b>	<b>\$0</b>	<b>\$0</b>	<b>\$0</b>

**PROGRAM DISCUSSION**

At this level of funding, the Stanislaus County Redevelopment Agency will dedicate resources to reduce and eliminate certain infrastructure deficiencies. The Stanislaus County Redevelopment Project Area includes over 4,000 acres in 15 non-contiguous areas throughout the County. Activities are undertaken to assist in the elimination of blighted conditions.

The Agency has three on-going public infrastructure projects covered under a pay-as-you-go agreement with the Stanislaus County Public Works Department for engineering, design, and construction. Those projects are the Airport Neighborhood Sewer, Empire Storm Drain, and Parklawn Neighborhood Sewer projects.

The Governor's State Budget proposal threatens to eliminate all existing redevelopment agencies and replace them with successor agencies. It is unclear at this time if the proposal will be successful and, if so, what the exact impact it may have on the Agency's existing Capital Project funds and the Agency's ability to continue implementation of existing obligations under a successor agency. If State Budget legislation is passed, as currently proposed, it will have a devastating effect on Stanislaus County's ability to eliminate blight as a result of the State taking of these critical local funds.

The Recommended Proposed Budget is based on the Redevelopment Agency continuing and/or existing obligations being recognized and funded by existing cash balance.

The Redevelopment Agency has requested a technical adjustment to move the two allocated positions from the Agency's budget to the Planning Division budget. The Department anticipates that this will provide a better mechanism to monitor and document the funding sources for program administration. The Redevelopment Agency will reimburse the Planning Division for all staff costs relating to work performed for the Agency.

### **STAFFING IMPACTS**

The Department has requested to transfer out one Manager IV position and one Plan Check Engineer position to the Planning and Community Development budget.

Total current authorized positions—2

It is recommended to transfer out one Manager IV position and one Plan Check Engineer position to Planning and Community Development from this budget.

Total recommended authorized positions—0

### **RECOMMENDED PROPOSED BUDGET**

It is recommended that a budget of \$10,783,277 be approved for the Planning – Redevelopment Agency. At this level of funding, the Stanislaus County Redevelopment Agency can advance projects consistent with the approved Implementation Plan. This budget is funded from \$4,395,000 in estimated department revenue and \$6,388,277 from departmental fund balance. Department revenue is generated through property tax increment funding.

**STANISLAUS COUNTY, CALIFORNIA**  
**Budget Year 2011-2012**



**PUBLIC RESOURCES**  
**Other Protection**

**PLANNING—REDEVELOPMENT AGENCY- HOUSING SET ASIDE**

Budget Unit 2062 0025780  
 Capital Projects Fund

**SERVICES PROVIDED**

The Stanislaus County Redevelopment Agency provides fiscal resources to implement programs or construct projects that primarily assist low- and moderate- income households with rehabilitation, construction and acquisition of affordable housing. California Redevelopment Law requires that a redevelopment agency establish a Housing Set Aside account for such activities.

**CASH BALANCE**

As of July 1, 2011, this fund is projected to have a positive cash balance of \$9,733,335 compared to the July 1, 2010 positive balance of \$8,241,136. The increase is primarily from additional revenue received from property tax increment and will be used to leverage partnership opportunities for the development of additional affordable housing programs/projects as available.

<b>Planning - RDA Housing Set Aside</b>				
<b>Classification</b>	<b>2009-2010 Actual</b>	<b>2010-2011 Adopted Budget</b>	<b>2011-2012 Requested Proposed Budget</b>	<b>2011-2012 Recommended Proposed Budget</b>
Taxes	\$0	\$0	\$0	\$0
Licenses, Permits, Franchises	\$0	\$0	\$0	\$0
Fines, Forfeitures, Penalties	\$0	\$0	\$0	\$0
Revenue from use of Assets	\$99,937	\$100,000	\$100,000	\$100,000
Intergovernmental Revenue	\$0	\$0	\$0	\$0
Charges for Service	\$0	\$0	\$0	\$0
Miscellaneous Revenue	\$386,623	\$50,000	\$50,000	\$50,000
Other Financing Sources	\$1,668,812	\$1,680,000	\$2,088,906	\$2,088,906
<b>Total Revenue</b>	<b>\$2,155,372</b>	<b>\$1,830,000</b>	<b>\$2,238,906</b>	<b>\$2,238,906</b>
Salaries and Benefits	\$0	\$0	\$0	\$0
Services and Supplies	\$238,912	\$1,001,000	\$6,826,105	\$6,826,105
Other Charges	\$179,151	\$236,600	\$239,151	\$239,151
Fixed Assets	\$0	\$0	\$0	\$0
Other Financing Uses	\$0	\$0	\$0	\$0
Equity	\$0	\$0	\$0	\$0
Intrafund	\$0	\$0	\$0	\$0
Contingencies	\$0	\$0	\$0	\$0
<b>Gross Costs</b>	<b>\$418,063</b>	<b>\$1,237,600</b>	<b>\$7,065,256</b>	<b>\$7,065,256</b>
<b>Fund Balance</b>	<b>(\$1,737,309)</b>	<b>(\$592,400)</b>	<b>\$4,826,350</b>	<b>\$4,826,350</b>
<b>Net County Cost</b>	<b>\$0</b>	<b>\$0</b>	<b>\$0</b>	<b>\$0</b>

**PROGRAM DISCUSSION**

At this level of funding, the Stanislaus County Redevelopment Agency Housing Set Aside Program will continue the implementation of housing programs and projects designed to assist low and moderate-income households. This budget was prepared using Housing Set Aside as leverage and primary funding for down payment assistance, housing rehabilitation, and emergency programs (failing septic systems, etc.). Agency staff will continue to explore partnership opportunities for development of other

affordable housing programs/projects. The Planning Division of the Stanislaus County Planning and Community Development Department provides Agency staffing for the Housing Set Aside Program.

The Governor's State Budget proposal threatens to eliminate all existing redevelopment agencies and replace them with successor agencies. It is unclear at this time if the proposal will be successful and, if so, what the exact impact any adopted State Budget will have on the Agency's existing Housing Set Aside funds and the Agency's ability to continue implementation of existing obligations under a successor agency. Current indications suggest any action by the State to eliminate redevelopment agencies will not impact local control of existing Housing Set Aside funds. In addition to the State Budget proposal, additional legislation is being proposed to limit/re-direct the use of Housing Set Aside funds.

### **STAFFING IMPACTS**

Total current authorized positions—0

### **RECOMMENDED PROPOSED BUDGET**

It is recommended that a budget of \$7,065,256 be approved for the Planning – Redevelopment Agency Housing Set Aside. At this level of funding, the Stanislaus County Redevelopment Agency can advance projects consistent with the approved Implementation Plan. This budget is funded from \$2,238,906 in estimated department revenue and \$4,826,350 from departmental fund balance. Department revenue is generated through set aside tax increment funding.

The Recommended Proposed Budget is based on the Redevelopment Agency continuing and/or existing obligations being recognized and funded by existing cash balance.



## STANISLAUS COUNTY, CALIFORNIA

Budget Year 2011-2012

### PUBLIC RESOURCES

#### Other Protection



### PLANNING—SPECIAL REVENUE GRANTS

Budget Unit 1717–1722 0025450

Special Revenue Fund

#### SERVICES PROVIDED

Within the Special Revenue Grants budget is Community Development Block Grant (CDBG), Emergency Shelter Grant (ESG), Neighborhood Stabilization Program (NSP), Home Investment Partnership Program (HOME), California Housing and Community Development (CalHome), Community Development Block Grant-Recovery (CDBG-R), Homeless Prevention and Rapid Re-Housing (HPRP), and related Program Income (PI) funds. These funds are used to provide housing rehabilitation, construction of community infrastructure, down payment assistance to income-eligible persons, public service activities; to assist with programs partnering in the goal to end long-term homelessness; and, to implement other programs and activities as listed in the Stanislaus County CDBG Consolidated Plan and Annual Action Plans. Stanislaus County is the lead agency for the Stanislaus County CDBG Urban County and a participating member in the Turlock/Stanislaus County HOME Consortium. In addition to Stanislaus County, the Urban County participants include the cities of Ceres, Hughson, Newman, Oakdale, Patterson, and Waterford.

In December 2010, Stanislaus County and all nine cities were awarded a total of \$1,000,000 from the Strategic Growth Council through Proposition 84 funding to facilitate development of a Stanislaus County Regional Sustainability Toolbox. The Toolbox will include a variety of locally driven, community scale projects, designed to assist jurisdictions in maintaining compliance with State mandated sustainability goals, blueprint plans, and greenhouse gas emission reduction thresholds. The Department will be the lead jurisdiction in administering the grant over the next two fiscal years, and will take the lead in developing a county-wide greenhouse gas inventory and regional GIS system enhancements.

#### CASH BALANCE

As of July 1, 2011, this fund is projected to have a positive cash balance of \$100,000 compared to the July 1, 2010 positive balance of \$274,199. The positive cash balance is a combination of two State CalHome grants that provide funding in advance and the remainder of the grants that provide funding as a reimbursement after expenses have been incurred.

<b>Planning - Special Revenue Grants</b>				
<b>Classification</b>	<b>2009-2010 Actual</b>	<b>2010-2011 Adopted Budget</b>	<b>2011-2012 Requested Proposed Budget</b>	<b>2011-2012 Recommended Proposed Budget</b>
Taxes	\$0	\$0	\$0	\$0
Licenses, Permits, Franchises	\$0	\$0	\$0	\$0
Fines, Forfeitures, Penalties	\$0	\$0	\$0	\$0
Revenue from use of Assets	\$0	\$0	\$0	\$0
Intergovernmental Revenue	\$11,764,204	\$6,873,446	\$10,032,430	\$10,032,430
Charges for Service	\$0	\$0	\$245,190	\$245,190
Miscellaneous Revenue	\$22,865	\$701,376	\$314,600	\$314,600
Other Financing Sources	\$0	\$0	\$0	\$0
<b>Total Revenue</b>	<b>\$11,787,069</b>	<b>\$7,574,822</b>	<b>\$10,592,220</b>	<b>\$10,592,220</b>
Salaries and Benefits	\$231,725	\$144,247	\$0	\$0
Services and Supplies	\$10,994,580	\$3,982,238	\$8,691,119	\$8,691,119
Other Charges	\$269,255	\$613,312	\$1,110,794	\$1,110,794
Fixed Assets	\$0	\$0	\$0	\$0
Other Financing Uses	\$6,893	\$0	\$0	\$0
Equity	\$0	\$0	\$0	\$0
Intrafund	\$0	\$0	\$0	\$0
Contingencies	\$0	\$0	\$0	\$0
<b>Gross Costs</b>	<b>\$11,502,453</b>	<b>\$4,739,797</b>	<b>\$9,801,913</b>	<b>\$9,801,913</b>
<b>Fund Balance</b>	<b>(\$284,616)</b>	<b>(\$2,835,025)</b>	<b>(\$790,307)</b>	<b>(\$790,307)</b>
<b>Net County Cost</b>	<b>\$0</b>	<b>\$0</b>	<b>\$0</b>	<b>\$0</b>

## PROGRAM DISCUSSION

At this level of funding, the Department can continue to provide necessary assistance to income eligible persons and organizations serving those persons. New funding has been allocated for the Community Development Block Grant (CDBG) and the Emergency Shelter Grant (ESG) in Budget Year 2011-2012. Grant awards received in Fiscal Year 2009-2010 for the Homeless Prevention and Rapid Re-housing Program (HPRP) and Community Development Block Grant-Recovery (CDBG-R) will continue to fund programs through the upcoming budget year. The original allocation for the Neighborhood Stabilization Program (NSP) has been exhausted but program activity will continue through the reuse of Program Income funds. Stanislaus County has been awarded a new grant in the amount of \$4,175,947 for the Neighborhood Stabilization Program 3 (NSP3). Three separate grants awarded from the State CallHome Program will assist owner-occupied housing rehabilitation assistance and down payment assistance for first time home buyers.

The Federal government has proposed \$950 million in cuts to the Community Development grants. It is currently unknown what effect, if any, these proposed cuts will have on the Division.

The Planning and Community Development Department has requested a technical adjustment to move two allocated positions from the Special Revenue Grants budget to the Planning Division budget. The Department anticipates that consolidating all positions into one budget will provide a better mechanism to monitor and document the funding sources for program administration. The Special Revenue Grants Program will reimburse the Planning Division for all appropriate administration.

## STAFFING IMPACTS

The Department has requested to transfer out one Associate Planner position and one Staff Services Technician position to the Planning and Community Development budget.

Total current authorized positions—2

It is recommended to transfer out one Associate Planner position and one Staff Services Technician position to Planning and Community Development from this budget.

Total recommended authorized positions—0

## **RECOMMENDED PROPOSED BUDGET**

It is recommended that a budget of \$9,801,913 be approved for the Planning – Special Revenue Grants. At this level of funding, the Stanislaus County Redevelopment Agency can advance projects and administer programs consistent with the approved CDBG Consolidated Plan and Annual Action Plans. This budget is funded from \$10,592,220 in estimated departmental revenue that will result in a \$790,307 positive contribution to departmental fund balance.

**STANISLAUS COUNTY, CALIFORNIA**  
**Budget Year 2011-2012**  
**PUBLIC RESOURCES**  
**Other Protection**



**PLANNING—SALIDA PLANNING EFFORTS**

Budget Unit 178D 0025601  
 Special Revenue Fund

**SERVICES PROVIDED**

The Salida Planning Efforts budget provides funding and guidance for the Salida Community Plan Update and conceptual land use, infrastructure, and funding strategy.

**CASH BALANCE**

As of July 1, 2011, this fund is projected to have a positive cash balance of \$441,220 – the same cash balance as of July 1, 2010. This projection is due to no activities requiring the use of the developer funded cash balance. This is consistent with the strategy used by the Salida Planning Efforts fund in recent budget years and is a direct result of current economic conditions and the halt to development activity in the plan area.

<b>Planning - Salida Planning Efforts</b>				
<b>Classification</b>	<b>2009-2010 Actual</b>	<b>2010-2011 Adopted Budget</b>	<b>2011-2012 Requested Proposed Budget</b>	<b>2011-2012 Recommended Proposed Budget</b>
Taxes	\$0	\$0	\$0	\$0
Licenses, Permits, Franchises	\$0	\$0	\$0	\$0
Fines, Forfeitures, Penalties	\$0	\$0	\$0	\$0
Revenue from use of Assets	\$0	\$0	\$0	\$0
Intergovernmental Revenue	\$0	\$0	\$0	\$0
Charges for Service	\$0	\$0	\$0	\$0
Miscellaneous Revenue	\$0	\$0	\$0	\$0
Other Financing Sources	\$0	\$0	\$0	\$0
<b>Total Revenue</b>	<b>\$0</b>	<b>\$0</b>	<b>\$0</b>	<b>\$0</b>
Salaries and Benefits	\$0	\$0	\$0	\$0
Services and Supplies	\$0	\$0	\$0	\$0
Other Charges	\$0	\$0	\$0	\$0
Fixed Assets	\$0	\$0	\$0	\$0
Other Financing Uses	\$0	\$0	\$0	\$0
Equity	\$0	\$0	\$0	\$0
Intrafund	\$0	\$0	\$0	\$0
Contingencies	\$0	\$0	\$0	\$0
<b>Gross Costs</b>	<b>\$0</b>	<b>\$0</b>	<b>\$0</b>	<b>\$0</b>
<b>Fund Balance</b>	<b>\$0</b>	<b>\$0</b>	<b>\$0</b>	<b>\$0</b>
<b>Net County Cost</b>	<b>\$0</b>	<b>\$0</b>	<b>\$0</b>	<b>\$0</b>

**PROGRAM DISCUSSION**

This budget is completely funded by the Salida area developers and at this level of funding, the Department can continue to provide guidance for the community planning of Salida. Due to current economic conditions and the halt of development in the Salida Community Plan area, it is unknown what level of activity may be required in Budget Year 2011-2012. The activity will be monitored through the upcoming budget year and the Department will return to the Board of Supervisors to make necessary adjustments either through a separate agenda item or through one of the quarterly financial reports if necessary.

**STAFFING IMPACTS**

Total current authorized positions—0

**RECOMMENDED PROPOSED BUDGET**

There is no Recommended Proposed Budget for Planning – Salida Planning Efforts. This budget, currently on hold due to economic conditions and the lack of development in the area, is traditionally funded from prior year developer funding.



## **PUBLIC WORKS**

### **MISSION STATEMENT**

The mission of the Public Works Department is to manage and improve infrastructure through safe and efficient use of resources and assets, for the benefit of our citizens.

### **OPERATIONAL PRIORITIES**

The Operational Priorities for Public Works for 2011-2012 Budget Year include:

- ◆ Purchase and install new video security systems in all StaRT buses for improved customer and driver security;
- ◆ As a member of the Redistricting Project Team, provide full Geographical Information System (GIS) support in the development of Board of Supervisor districts required for the County to conform with state and federal law as they relate to redistricting;
- ◆ Chip seal approximately 50 miles of county roadways in the area of Del Rio, North Ceres, Waterford, Keyes and Westley;
- ◆ Continue to place an emphasis on local bridges. Stanislaus County currently has 6 seismic retrofit projects underway with a bridge to be retrofitted in the summer of 2012, Geer Road Bridge. Other bridges of significance, which are in the design and environmental phases are Seventh Street Bridge, and Kilburn Road Bridge; and
- ◆ The Department will move forward with five federally funded Congestion Mitigation and Air Quality intersection signalization projects currently in the design and environmental phase; Crows Landing at West Main, Hatch at Carpenter, Berkeley at Golden State Blvd, Claribel at Roselle and Claribel at Coffee.

**STANISLAUS COUNTY, CALIFORNIA**  
**Budget Year 2011-2012**



**PUBLIC RESOURCES**  
**Public Ways**

**PUBLIC WORKS—ADMINISTRATION**

Budget Unit 1201 0040001  
 Special Revenue Fund

**SERVICES PROVIDED**

The Public Works Administration Division provides leadership, operational coordination, and policy development for all Public Works' divisions. The finance section provides budgeting, financial, and cost accounting services. The technical staff develops and maintains the Department's geographical information and maps (GIS services) to all divisions of the Public Works Department, other County departments, and other government agencies.

**CASH BALANCE**

As of July 1, 2011, this fund is projected to have a positive cash balance of \$116,000 compared to the July 1, 2010 positive balance of \$157,884. The full costs of this budget unit are allocated to other Public Works divisions and other users on a monthly basis, therefore minimal changes in cash balance are projected.

<b>Public Works - Administration</b>				
<b>Classification</b>	<b>2009-2010 Actual</b>	<b>2010-2011 Adopted Budget</b>	<b>2011-2012 Requested Proposed Budget</b>	<b>2011-2012 Recommended Proposed Budget</b>
Taxes	\$0	\$0	\$0	\$0
Licenses, Permits, Franchises	\$0	\$0	\$0	\$0
Fines, Forfeitures, Penalties	\$0	\$0	\$0	\$0
Revenue from use of Assets	\$0	\$0	\$0	\$0
Intergovernmental Revenue	\$42,888	\$0	\$110,000	\$110,000
Charges for Service	\$1,660,263	\$1,680,603	\$1,399,026	\$1,399,026
Miscellaneous Revenue	\$165	\$0	\$0	\$0
Other Financing Sources	\$105,149	\$30,000	\$7,500	\$7,500
<b>Total Revenue</b>	<b>\$1,808,465</b>	<b>\$1,710,603</b>	<b>\$1,516,526</b>	<b>\$1,516,526</b>
Salaries and Benefits	\$1,467,981	\$1,447,208	\$1,244,791	\$1,244,791
Services and Supplies	\$164,446	\$122,925	\$138,045	\$138,045
Other Charges	\$119,973	\$140,470	\$133,690	\$133,690
Fixed Assets	\$0	\$0	\$0	\$0
Other Financing Uses	\$44,026	\$0	\$0	\$0
Equity	\$0	\$0	\$0	\$0
Intrafund	\$0	\$0	\$0	\$0
Contingencies	\$0	\$0	\$0	\$0
<b>Gross Costs</b>	<b>\$1,796,426</b>	<b>\$1,710,603</b>	<b>\$1,516,526</b>	<b>\$1,516,526</b>
Fund Balance	(\$12,039)	\$0	\$0	\$0
<b>Net County Cost</b>	<b>\$0</b>	<b>\$0</b>	<b>\$0</b>	<b>\$0</b>

**PROGRAM DISCUSSION**

At the proposed level of funding, the Department can maintain the resources necessary to provide the leadership coordination, and management direction of the four major operating divisions of the Public Works Department which include: Engineering; Transit; Road and Bridge (Operations and Construction Projects); and Morgan Shop. Funding is also provided for the continued support of GIS Central. Public Works will continue to update and maintain the County's geographical information system. However,

this level of funding does not provide adequate resources to aggressively develop additional GIS capabilities.

The requested budget of \$1,516,526 is approximately 11% lower than the previous year's budget of \$1,710,603. The decrease is primarily the result of the 5% countywide salary deduction plus additional savings in salaries and benefits due to an unfunded Software Developer/Analyst III position in GIS.

As stated previously, the Public Works Administration division is funded through charges to other Public Works divisions. The main source of funding is the Road Fund. State actions affecting the Road Fund are outlined below.

California's continuing economic climate has resulted in ongoing changes in state funding for transportation purposes. One of the measures taken in March 2010 was the "gas tax swap" which eliminated the sales tax on gasoline (proposition 42 funding) and replaced it with an additional 17.3-cent excise tax (new Highway Users Tax (HUTA)). The replacement of Proposition 42 funding with "new" HUTA funding was designed to be revenue neutral to counties and cities.

Proposition 26, passed in November 2010, invalidated the replacement taxes within 12 months of its passage and was self-executing in November 2011. Proposition 26 further amended the California constitution to require any change in state statute resulting in any taxpayer paying a higher tax to be passed by a 2/3 vote of the legislature. As part of the ongoing State budget process, the Legislature passed, and the Governor signed on March 24, 2011, AB105-Transportation Budget Trailer Bill, which validates the "gas tax swap" legislation. This means that the new HUTA funds, previously proposition 42 monies, will remain intact and will continue to be received without interruption.

The passage of Proposition 22 in November 2010 provided further protection for transportation funding. In part, it reduced or eliminated the state's authority to 1) use state fuel tax revenues to pay debt service on state transportation bonds, and 2) borrow or change the distribution of state fuel tax revenues. This resulted in the State no longer be able to defer local transportation dollars as they have in the previous two years.

## **STAFFING IMPACTS**

Total current authorized positions— 11

There are no recommended changes to the current level of staffing.

Total recommended authorized positions— 11

## **RECOMMENDED PROPOSED BUDGET**

It is recommended that a budget of \$1,516,526 be approved for Public Works – Administration. This budget is funded from \$1,516,526 in estimated departmental revenue generated from charging other Public Works divisions.



**STANISLAUS COUNTY, CALIFORNIA**  
**Budget Year 2011-2012**  

---

**PUBLIC RESOURCES**  
**Public Ways**



**PUBLIC WORKS—ENGINEERING**

Budget Unit 1202 0040249  
Special Revenue Fund

**SERVICES PROVIDED**

The Public Works Engineering Division provides design and construction management for various road and bridge construction and reconstruction projects. It also provides for the establishment and maintenance management of various services districts, such as landscape, lighting, and storm drains. The Survey section, which includes the office of the County Surveyor, provides services for survey mapping, abandonment, certificates, monumentation, and indexing of County survey maps. The Engineering Division also provides for review of off-site development plans, writes conditions-of-approval, supports the Stanislaus County Planning Commission, and issues encroachment and transportation permits. Additionally, staff collects and provides analysis of traffic and vehicle accident data, ensures proper programming of Federal and State funds, and develops the Capital Improvement Program for Public Works.

**CASH BALANCE**

As of July 1, 2011, this fund is projected to be near zero compared to the July 1, 2010 positive balance of \$305,518. A portion of the decrease is attributed to the use of \$185,002 in fees collected and dedicated for County Survey Monument Preservation. The costs of this budget are allocated to other departments on a monthly basis. This division is supported entirely through charges for services. Individual labor rates are computed on an annual basis, at the beginning of the fiscal year and charges are based on actual rates. Reconciliation is performed at year-end and adjustments, if necessary, are made in the proceeding year.

<b>Public Works - Engineering</b>				
<b>Classification</b>	<b>2009-2010 Actual</b>	<b>2010-2011 Adopted Budget</b>	<b>2011-2012 Requested Proposed Budget</b>	<b>2011-2012 Recommended Proposed Budget</b>
Taxes	\$0	\$0	\$0	\$0
Licenses, Permits, Franchises	\$0	\$0	\$0	\$0
Fines, Forfeitures, Penalties	\$0	\$0	\$0	\$0
Revenue from use of Assets	\$0	\$0	\$0	\$0
Intergovernmental Revenue	\$5,460	\$0	\$23,370	\$23,370
Charges for Service	\$3,637,705	\$3,872,150	\$3,378,544	\$3,378,544
Miscellaneous Revenue	\$272	\$0	\$0	\$0
Other Financing Sources	\$291,255	\$206,246	\$431,455	\$431,455
<b>Total Revenue</b>	<b>\$3,934,692</b>	<b>\$4,078,396</b>	<b>\$3,833,369</b>	<b>\$3,833,369</b>
Salaries and Benefits	\$2,855,672	\$3,071,085	\$2,888,851	\$2,888,851
Services and Supplies	\$163,314	\$157,900	\$214,875	\$214,875
Other Charges	\$781,365	\$849,411	\$729,643	\$729,643
Fixed Assets	\$0	\$0	\$0	\$0
Other Financing Uses	\$79,656	\$0	\$0	\$0
Equity	\$0	\$0	\$0	\$0
Intrafund	\$0	\$0	\$0	\$0
Contingencies	\$0	\$0	\$0	\$0
<b>Gross Costs</b>	<b>\$3,880,007</b>	<b>\$4,078,396</b>	<b>\$3,833,369</b>	<b>\$3,833,369</b>
Fund Balance	(\$54,685)	\$0	\$0	\$0
<b>Net County Cost</b>	<b>\$0</b>	<b>\$0</b>	<b>\$0</b>	<b>\$0</b>

## PROGRAM DISCUSSION

At the proposed level of funding, the Department can maintain the resources required for road and bridge project design, traffic studies, project construction management, survey, subdivision map processing, right of way, encroachment permit inspection and land development. Also, resources will be used to continue making limited improvements in the Survey Monument Preservation Program to address loss and destruction of older survey monuments. The Engineering Division is funded by charges for services.

The requested budget of \$3,833,369 is approximately 6% lower than the previous year's budget of \$4,078,396. The decrease is primarily the result of the 5% countywide salary reduction and the unfunding of a vacant Senior Engineering/Survey Technician position. In anticipation of a 15% funding loss in Budget Year 2012-2013 due to the expiration of Proposition 1B funding, the Department's long range plan included annual reductions starting in Fiscal Year 2009-2010. The unfunding of the vacant Senior Engineering/Survey Technician position is one element of those reductions. This reduced staffing may result in service delays and the inability to deliver road construction projects at the current level.

The full costs of this budget unit are recovered through charges to users. Public Works' Road & Bridge division is the major user of these services.

## STAFFING IMPACTS

The Department has requested to unfund one vacant Senior Engineering/Surveying Technician position due to the anticipated expiration of Proposition 1B funding.

Total current authorized positions— 28

It is recommended to unfund one vacant Senior Engineering/Surveying Technician position.

Total recommended authorized positions— 27

## **RECOMMENDED PROPOSED BUDGET**

It is recommended that a budget of \$3,833,369 be approved for Public Works – Engineering. This budget is funded from \$3,833,369 in estimated departmental revenue primarily generated by charges to the Road and Bridge division.

**STANISLAUS COUNTY, CALIFORNIA**  
**Budget Year 2011-2012**



**PUBLIC RESOURCES**  
**Other Protection**

**PUBLIC WORKS—HAMMETT AND KIERNAN PROJECT STUDY REPORT**

Budget Unit 1795 0025510  
 Special Revenue Fund

**SERVICES PROVIDED**

This budget provided the funding and guidance for two Project Study Reports for the design of future transportation improvements to the Hammett Road and Kiernan Avenue areas in Salida.

**CASH BALANCE**

The Public Works – Hammett and Kiernan Project Study Report is inactive and the fund has a \$0 cash balance.

<b>Public Works - Hammett / Kiernan PSR</b>				
<b>Classification</b>	<b>2009-2010 Actual</b>	<b>2010-2011 Adopted Budget</b>	<b>2011-2012 Requested Proposed Budget</b>	<b>2011-2012 Recommended Proposed Budget</b>
Taxes	\$0	\$0	\$0	\$0
Licenses, Permits, Franchises	\$0	\$0	\$0	\$0
Fines, Forfeitures, Penalties	\$0	\$0	\$0	\$0
Revenue from use of Assets	(\$412)	\$0	\$0	\$0
Intergovernmental Revenue	\$0	\$0	\$0	\$0
Charges for Service	\$0	\$0	\$0	\$0
Miscellaneous Revenue	\$0	\$0	\$0	\$0
Other Financing Sources	\$0	\$0	\$0	\$0
<b>Total Revenue</b>	<b>(\$412)</b>	<b>\$0</b>	<b>\$0</b>	<b>\$0</b>
Salaries and Benefits	\$0	\$0	\$0	\$0
Services and Supplies	\$0	\$0	\$0	\$0
Other Charges	\$0	\$0	\$0	\$0
Fixed Assets	\$0	\$0	\$0	\$0
Other Financing Uses	\$57,585	\$0	\$0	\$0
Equity	\$0	\$0	\$0	\$0
Intrafund	\$0	\$0	\$0	\$0
Contingencies	\$0	\$0	\$0	\$0
<b>Gross Costs</b>	<b>\$57,585</b>	<b>\$0</b>	<b>\$0</b>	<b>\$0</b>
<b>Fund Balance</b>	<b>\$57,997</b>	<b>\$0</b>	<b>\$0</b>	<b>\$0</b>

**PROGRAM DISCUSSION**

The Public Works – Hammett and Kiernan Project Study Report is inactive. The Project Study Reports for the design of future transportation improvements to the Hammett Road and Kiernan Avenue interchanges in the areas of Salida have been completed. Future phases of the projects are included in Public Works’ Road Projects budget unit.

**STAFFING IMPACTS**

Total current authorized positions— 0

## **RECOMMENDED PROPOSED BUDGET**

There is no recommended budget for Public Works – Hammett and Kiernan Project Study Report. As stated above, this budget is no longer active. However, per State Controller guidelines, inactive budgets must be included in the annual spending plan over a 3-year period before it is removed from the County Budget.

**STANISLAUS COUNTY, CALIFORNIA**  
**Budget Year 2011-2012**



**PUBLIC RESOURCES**  
**Public Ways**

**PUBLIC WORKS—LOCAL TRANSIT SYSTEM**

Budget Unit 4001 0041510  
 Enterprise Fund

**SERVICES PROVIDED**

The Public Works Transit Division operates the County’s public transportation system, Stanislaus Regional Transit (“StaRT”). StaRT provides intercity service within the County and links with city transportation systems to provide coordinated transit service for County residents. StaRT operates fixed and deviated-fixed route and demand response transit services to 16 communities in the County, intercounty service to Merced and Gustine and provides non-emergency medical transportation to Bay area medical facilities.

**CASH BALANCE**

As of July 1, 2011, this fund is projected to have a positive cash balance of \$1,969,550 compared to the July 1, 2010 positive balance \$2,522,400. The Transit division is funded primarily through the Transportation Development Act (TDA). Funds remaining from previous years are required to be used to lessen the need for TDA funding in the future years. The requested budget utilizes \$1,241,933 of the fund balance. The fund balance does include a reserve from Fiscal Years 2008-2009 – 2010-2011 of \$300,000 along with the reserve of \$100,000 for Budget Year 2011-2012, which will result in reserve for the future replacement of the current compressed natural gas (CNG) buses.

<b>Public Works - Local Transit System</b>				
<b>Classification</b>	<b>2009-2010 Actual</b>	<b>2010-2011 Adopted Budget</b>	<b>2011-2012 Requested Proposed Budget</b>	<b>2011-2012 Recommended Proposed Budget</b>
Taxes	\$2,962,730	\$3,047,416	\$3,490,580	\$3,490,580
Licenses, Permits, Franchises	\$0	\$0	\$0	\$0
Fines, Forfeitures, Penalties	\$0	\$0	\$0	\$0
Revenue from use of Assets	\$30,343	\$0	\$0	\$0
Intergovernmental Revenue	\$600,484	\$300,812	\$448,314	\$448,314
Charges for Service	\$345,202	\$416,542	\$463,468	\$463,468
Miscellaneous Revenue	\$1,527	\$0	\$0	\$0
Other Financing Sources	\$0	\$0	\$0	\$0
<b>Total Revenue</b>	<b>\$3,940,286</b>	<b>\$3,764,770</b>	<b>\$4,402,362</b>	<b>\$4,402,362</b>
Salaries and Benefits	\$345,017	\$388,126	\$477,151	\$477,151
Services and Supplies	\$2,824,350	\$3,608,137	\$3,641,065	\$3,641,065
Other Charges	\$576,567	\$773,259	\$719,079	\$719,079
Fixed Assets				
Equipment	\$38,417	\$598,806	\$807,000	\$807,000
Other Financing Uses	\$9,789	\$0	\$0	\$0
Equity	\$0	\$0	\$0	\$0
Intrafund	\$0	\$0	\$0	\$0
Contingencies	\$0	\$0	\$0	\$0
<b>Gross Costs</b>	<b>\$3,794,140</b>	<b>\$5,368,328</b>	<b>\$5,644,295</b>	<b>\$5,644,295</b>
<b>Retained Earnings</b>	<b>(\$146,146)</b>	<b>\$1,603,558</b>	<b>\$1,241,933</b>	<b>\$1,241,933</b>
<b>Net County Cost</b>	<b>\$0</b>	<b>\$0</b>	<b>\$0</b>	<b>\$0</b>

## **PROGRAM DISCUSSION**

At the proposed level of funding, the Division can maintain the intercity and intracity transit services to the cities and communities of Stanislaus County, the non-emergency medical transportation to Bay Area medical facilities and the interregional transit services to Merced County. The Transit Division will continue to operate, under Memorandums of Understanding, the public transit services for the Cities of Waterford, Patterson and Newman.

The proposed budget contains \$807,000 in fixed asset funding. This funding consists of \$70,000 for bus shelter facilities, \$225,000 for video surveillance cameras for the StaRT buses, \$170,000 for capital bus procurement costs, \$100,000 for electronic fareboxes and supplies for the StaRT buses, \$110,000 for facilities for the Patterson intermodal transfer facility, \$32,000 for bus parking pads at the Transit Center, and \$100,000 in reserve for the future replacement of the current CNG buses.

On May 10, 2011, the Board of Supervisors approved amendment of the ordinance for transit fares for Stanislaus Regional Transit (StaRT), the County's intercity public transportation system. The new ordinance will update the StaRT system fare structure in August 2011. The last fare occurred in August 2008.

With the proposed schedule changes in August 2011 to address customer comments and requests, the Transit Division will be making service time changes to existing routes and does not anticipate adding additional new service.

Funding for the Transit Division through the State Transportation Development Act (TDA), Local Transportation and State Transit Assistance Funds will be adequate to fund the Division at its proposed budget level, based on information received from the Stanislaus Council of Governments (StanCOG),

The current Manager III will be retiring in March 2012 and the Public Works Department plans to fill the position using money that has been budgeted in the Division's budget to cover the overlap of service and the current Manager's retirement cash outs.

## **STAFFING IMPACTS**

Total current authorized positions— 3

There are no recommended changes to the current level of staffing.

Total recommended authorized positions— 3

## **RECOMMENDED PROPOSED BUDGET**

It is recommended that a budget of \$5,644,295 be approved for Public Works – Local Transit System. This budget is funded from \$4,402,362 in estimated department revenue and \$1,241,933 in departmental retained earnings.

**STANISLAUS COUNTY, CALIFORNIA**  
**Budget Year 2011-2012**  
**PUBLIC RESOURCES**  
**Public Ways**



**PUBLIC WORKS—MORGAN SHOP**

Budget Unit 5121 0042100  
 Internal Service Fund

**SERVICES PROVIDED**

Public Works – Morgan Shop is an Internal Service Fund (ISF) operation that provides equipment and vehicles to other Public Works divisions, primarily the Road & Bridge Division. The user divisions pay a rental rate to Morgan Shop when using equipment and vehicles. In addition, Morgan Shop provides vehicle and equipment maintenance as requested to other County Departments. Morgan Shop also provides Compressed Natural Gas (CNG), unleaded, and diesel fueling to County Departments and CNG fueling to other local jurisdictions.

**CASH BALANCE**

As of July 1, 2011, this fund is projected to have a positive cash balance of \$1,850,000 compared to July 1, 2010 positive balance of \$1,492,397. This increase is a result of equipment rental revenue. Equipment replacement is funded from an element of Morgan Shop's equipment rental rate. As this revenue is collected, it accumulates in retained earnings. The equipment replacement component will be used to replace or update old and depleted vehicles which will enable the department to meet the Air Resource Board's current mandates. The proposed budget uses a portion of the projected cash balance for these equipment purchases.

<b>Public Works - Morgan Shop</b>				
<b>Classification</b>	<b>2009-2010 Actual</b>	<b>2010-2011 Adopted Budget</b>	<b>2011-2012 Requested Proposed Budget</b>	<b>2011-2012 Recommended Proposed Budget</b>
Taxes	\$0	\$0	\$0	\$0
Licenses, Permits, Franchises	\$0	\$0	\$0	\$0
Fines, Forfeitures, Penalties	\$0	\$0	\$0	\$0
Revenue from use of Assets	\$0	\$0	\$0	\$0
Intergovernmental Revenue	\$20,938	\$2,914,730	\$35,981	\$35,981
Charges for Service	\$2,859,642	\$2,914,240	\$2,861,158	\$2,861,158
Miscellaneous Revenue	\$1,146	\$1,200	\$1,058	\$1,058
Other Financing Sources	\$92,855	\$25,000	\$30,000	\$30,000
<b>Total Revenue</b>	<b>\$2,974,581</b>	<b>\$5,855,170</b>	<b>\$2,928,197</b>	<b>\$2,928,197</b>
Salaries and Benefits	\$674,611	\$784,553	\$742,485	\$742,485
Services and Supplies	\$1,130,044	\$1,371,700	\$1,233,896	\$1,233,896
Other Charges	\$949,020	\$980,215	\$1,071,227	\$1,071,227
Fixed Assets				
Equipment	(\$175,020)	\$2,996,000	\$545,000	\$545,000
Other Financing Uses	\$19,284	\$0	\$0	\$0
Equity	\$0	\$0	\$0	\$0
Intrafund	\$0	\$0	\$0	\$0
Contingencies	\$0	\$0	\$0	\$0
<b>Gross Costs</b>	<b>\$2,597,939</b>	<b>\$6,132,468</b>	<b>\$3,592,608</b>	<b>\$3,592,608</b>
Retained Earnings	(\$376,642)	\$277,298	\$664,411	\$664,411
<b>Net County Cost</b>	<b>\$0</b>	<b>\$0</b>	<b>\$0</b>	<b>\$0</b>



## **PROGRAM DISCUSSION**

At the proposed level of funding, the Department can maintain the resources necessary to support safe and reliable equipment and vehicles, fueled and ready for use by County departments and other local jurisdictions. This is completed through acquisition and disposal of heavy equipment and other vehicles, preventive maintenance, and equipment and vehicle repair. Morgan Shop's core function is to provide heavy equipment needed for road maintenance, including providing fuel and repair services.

The Public Works Morgan Shop Division is mandated to be in compliance with the California Air Resource Board's Adopted Fleet Rule for Public Agencies and Utilities to "reduce particulate matter emissions from on-road heavy duty diesel-fueled vehicles owned or operated by public agencies and utilities, by July of 2012." This effort began in Fiscal Year 2007-2008. Public Works Morgan Shop Division is on target with meeting the final compliance date of July 2012 for on-road heavy-duty diesel-fueled vehicles.

The California Air Resource Board also adopted Fleet Rule, Title 13, Article 4.8, Chapter 9, California Code of Regulations (CCR), to reduce diesel particulate matter (PM) and criteria pollutant emissions from in-use off-road diesel-fueled vehicles on June 15, 2008. The Department previously evaluated the existing fleet and identified 26 vehicles that were affected by this rule. Annual reduction target compliance dates are predetermined by NOX (nitrates of oxide) and PM (particulate matters) through 2020. The requested level of funding provides for replacement of non-compliant vehicles with two new compliant alternative fueled in-use off-road vehicles to meet the next target compliance date of January 1, 2014. This date has recently been extended from the previous March 1, 2012 date. The Department has developed a replacement schedule to address the remaining off-road vehicles to be in compliance in upcoming years through 2020, and the schedule will be re-evaluated prior to each budget year.

The Proposed Budget also includes the purchase of up to four light duty vehicles, and three heavy-duty vehicles needed to replace existing aged and depleted equipment. Currently, Morgan Shop has nineteen light duty vehicles (pick-ups) that have excessive mileage. Nine of these trucks have over 200,000 miles each, and vehicle maintenance costs exceed the value of the vehicles. Replacing four of the light duty vehicles will be sufficient in providing Public Works adequate means of transportation and necessary tools to perform their job functions within the Department's current and projected staffing levels. Additionally, the proposed budget includes the purchase of a Portable Surveillance camera to aid with traffic engineering and the purchase of a new engine for a Compressed Natural Gas Striper Truck. An estimated \$545,000 of Morgan Shop's retained earnings will be used for the purchase of the new equipment, surveillance camera, and engine.

## **STAFFING IMPACTS**

Total current authorized positions— 8

There are no recommended changes to the current level of staffing.

Total recommended authorized positions— 8

## **RECOMMENDED PROPOSED BUDGET**

It is recommended that a budget of \$3,592,608 be approved for Public Works – Morgan Shop. This budget is funded from \$2,928,197 in estimated department revenue and \$664,411 in departmental retained earnings.

**STANISLAUS COUNTY, CALIFORNIA**  
**Budget Year 2011-2012**  
**PUBLIC RESOURCES**  
**Public Ways**



**PUBLIC WORKS—ROAD AND BRIDGE**

Budget Unit 1101 0040399  
 Special Revenue Fund

**SERVICES PROVIDED**

The Road and Bridge Division of the Public Works Department maintains Stanislaus County's resurfacing roadways, and maintenance of bridges and storm water systems. Other core duties include signing and striping of the roadways, vegetation control, and emergency response.

**CASH BALANCE**

As of July 1, 2011 this fund is projected to have a positive cash balance of \$15,400,000 compared to the July 1, 2010 positive balance of \$10,127,715, of which \$6.9 million was obligated. While this balance appears large, approximately \$10 million of the projected cash balance has been obligated for existing, approved projects. The cash balance is a compilation of Road & Bridge Operations, Road Capital Projects, Proposition 42 and 1B, and Kaiser Voluntary Funds. Proposition 42 funds were derived from sales tax revenues on motor fuel and were dedicated for transportation purposes. Kaiser Voluntary funds were received in 2004 to partially fund regional transportation improvements in conjunction with the construction of the Modesto Kaiser Medical Center. Proposition 1B is mentioned in the Program Discussion.

<b>Public Works - Road and Bridge</b>				
<b>Classification</b>	<b>2009-2010 Actual</b>	<b>2010-2011 Adopted Budget</b>	<b>2011-2012 Requested Proposed Budget</b>	<b>2011-2012 Recommended Proposed Budget</b>
Taxes	\$338,277	\$0	\$500,000	\$500,000
Licenses, Permits, Franchises	\$39,152	\$74,250	\$20,450	\$20,450
Fines, Forfeitures, Penalties	\$0	\$0	\$0	\$0
Revenue from use of Assets	\$101,200	\$102,700	\$127,700	\$127,700
Intergovernmental Revenue	\$17,497,158	\$34,319,279	\$30,293,014	\$30,293,014
Charges for Service	\$338,649	\$292,000	\$224,500	\$224,500
Miscellaneous Revenue	\$460	\$0	\$0	\$0
Other Financing Sources	\$361,761	\$10,270,763	\$4,348,820	\$4,348,820
<b>Total Revenue</b>	<b>\$18,676,657</b>	<b>\$45,058,992</b>	<b>\$35,514,484</b>	<b>\$35,514,484</b>
Salaries and Benefits	\$4,353,795	\$4,565,768	\$4,659,409	\$4,659,409
Services and Supplies	\$8,081,041	\$37,077,991	\$29,511,972	\$29,511,972
Other Charges	\$7,027,842	\$6,885,558	\$6,534,470	\$6,534,470
Fixed Assets	\$0	\$0	\$0	\$0
Other Financing Uses	\$887,119	\$0	\$0	\$0
Equity	\$0	\$0	\$0	\$0
Intrafund	\$0	\$0	\$0	\$0
Contingencies	\$0	\$0	\$0	\$0
<b>Gross Costs</b>	<b>\$20,349,797</b>	<b>\$48,529,317</b>	<b>\$40,705,851</b>	<b>\$40,705,851</b>
<b>Fund Balance</b>	<b>\$1,673,140</b>	<b>\$3,470,325</b>	<b>\$5,191,367</b>	<b>\$5,191,367</b>
<b>Net County Cost</b>	<b>\$0</b>	<b>\$0</b>	<b>\$0</b>	<b>\$0</b>

**PROGRAM DISCUSSION**

At the proposed level of funding, the Department can maintain the County's roadway system in a reasonably safe and cost-effective manner. This includes repairs, improvements, and preventive

maintenance performed on an annual basis. The budget also provides for 24-hour emergency response to road hazards and weather related emergencies. Public Works Road Operations also provides maintenance of County Service Area (CSA) storm drain systems and lighting districts. These maintenance costs are reimbursed by the respective districts.

This budget combines the individual budgets for Road & Bridge Operations (\$13,722,679) and Road Construction Projects (\$26,983,172) for a total of \$40,705,851. This is a decrease of \$7,823,466 from the Fiscal Year 2010-2011 combined budget of \$48,529,317. The decrease is the result of the absence of American Reinvestment Recovery Act (ARRA) funds. ARRA funds were one-time funds received in Fiscal Year 2010-2011.

The Department changed the process for the budgeting of Road Capital projects in Fiscal Year 2010-2011. Prior to then, previous year's project appropriations were "rolled forward" into the new year, creating a variance between the proposed and legal budget. Starting in Fiscal Year 2010-2011, appropriations are not rolled forward, but instead are included in the proposed budget, providing a comprehensive annual spending plan. The presented budget contains approximately \$6 million of prior year projects. These projects include:

- ◆ State Route 99 at Kiernan (Interchange improvements)
- ◆ State Route 99 at Hammett (Interchange improvements)
- ◆ Crows Landing Bridge at San Joaquin River 9 (seismic)
- ◆ Geer Road Bridge at Tuolumne River (seismic)
- ◆ Las Palmas Ave. at Elm Ave. (intersection improvements)
- ◆ Las Palmas Ave. at Sycamore (intersection improvements)
- ◆ Claribel Rd. widening (McHenry Ave to Oakdale Rd)

The requested budget also provides funding for approximately \$21 million of additional road construction projects for a project total of \$27 million. Total funding for road projects consists of federal (\$12.7 million), public facility fee (\$4.3 million), Proposition 1B funds (\$3 million), and current fund balance (\$6.7 million).

Proposition 1B was approved by voters in November 2006, providing \$1 billion to counties statewide for local streets and roads. These funds were to be received over a five-year period, through Fiscal Year 2011-2012. The budget difficulties at the State level resulted in various deferrals of local revenues, including The Highways Users Tax Account (HUTA). To mitigate these deferrals, the State allocated the remaining Proposition 1B funds in Fiscal Year 2010-2011, and recently extended, by legislation, the use-it or lose-it date for these funds to June 2014. Proposition 1B funds are being proposed to fund the following projects, either in full or as the required local match portion:

- ◆ Crows Landing Road at Hatch Road Signal Project
- ◆ 2011 Slurry Seal
- ◆ Las Palmas at Elm
- ◆ Las Palmas at Sycamore
- ◆ Geer Road Bridge Seismic Retrofit
- ◆ Crows Landing Road Bridge Seismic Retrofit
- ◆ Kiernan at State Route 99 Interchange Right of Way Phase
- ◆ 2011 Chip Seal

Additional proposed, budgeted projects are listed below and are outlined in Stanislaus County's Capital Improvement Plan.

#### Design Engineering

- ◆ Hickman Road Bridge at Tuolumne River
- ◆ Pete Miller Bridge at Delta Mendota Canal
- ◆ River Rd. Bridge at San Joaquin River
- ◆ McHenry Avenue Bridge at Stanislaus River
- ◆ Santa Fe Bridge at Tuolumne River
- ◆ Seventh Street Bridge at Tuolumne River
- ◆ Kilburn Rd Bridge at Orestimba Creek

- ◆ Claribel Road at Coffee Road (Intersection/Signal)
- ◆ Claribel Road Widening (McHenry Ave to Oakdale Rd)
- ◆ SR 99 at Kiernan Avenue Interchange Improvements
- ◆ SR 99 at Hammett Avenue Interchange Improvements

Construction Engineering

- ◆ Santa Fe at Hatch Road (Signal)
- ◆ Hatch Road Channelization
- ◆ Regional Surface Transportation Program (RSTP) C
- ◆ Regional Surface Transportation Program (RSTP) D
- ◆ J59 Cape Seal
- ◆ Claribel Road at BNSF Railroad crossing improvements
- ◆ Broadway Avenue at UPRR crossing improvements
- ◆ Howard Road Bike Lane

The Road Operations division is comprised of three functional sections. Although, there are no further staffing reductions in this budget unit for Budget Year 2011-2012, reductions in previous years continue to impact the Department. Due to staffing limitations, the maintenance yards in Patterson and Oakdale are no longer staffed; however, the Department continues to make every effort to maintain service levels in the face of reduced staffing. The expiration of Proposition 1B funding at the end of Budget Year 2011-2012 will result in approximately a 15% reduction in funding levels from the base period of Fiscal Year 2008-2009. The Department began implementing a plan in Fiscal Year 2009-2010 to address the reduced funding. A total of six vacated positions have been unfunded in the past two years in preparation for this loss of funding.

This budget also provides funding for the County's Storm Water Pollution Prevention Plan/National Pollutant Discharge Elimination System permit. This is an unfunded mandate with an annual cost to Public Works of approximately \$100,000.

**STAFFING IMPACTS**

Total current authorized positions— 57

There are no recommended changes to the current level of staffing.

Total recommended authorized positions— 57

**RECOMMENDED PROPOSED BUDGET**

It is recommended that a budget of \$40,705,851 be approved for Public Works – Road and Bridge. This budget is funded from \$35,514,484 in estimated departmental revenue and \$5,191,367 in departmental fund balance.

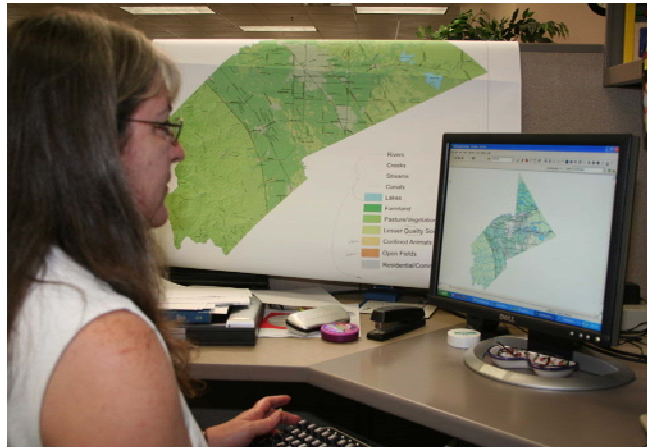


## **Efficient Delivery of Public Services**

Assessor  
Auditor-Controller  
Board of Supervisors  
Chief Executive Office  
Clerk-Recorder  
County Counsel  
General Services Agency  
Strategic Business Technology  
Treasurer-Tax Collector

## Efficient Delivery of Public Services

The public expects government to be responsive to their needs and to conduct business efficiently. County departments provide services to a diverse customer base. To serve customers effectively, departments must understand what is important to them and how to improve services. Customer feedback encourages County departments to remain focused on continuously improving how services are provided. Conducting business using the internet, is a convenient method for many residents. Providing services electronically recognizes this increasing trend and enhances the methods used to serve the public.



The County can be reached online at [www.stancounty.com](http://www.stancounty.com). Improving the efficiency of core services allows staff to increase their focus on streamlining services and enhancing quality. Electronic services and more efficient processes mean customers spend less time conducting business with us.

The Assessor is responsible for preparing an annual assessment roll for property tax revenues using fair, accurate and timely property valuations. The Auditor-Controller safeguards the County's resources and ensures its financial integrity through fiscal monitoring and reporting. The Board of Supervisors provides governing, administrative and legislative direction to County departments and determines the overall policies for Stanislaus County government. The Clerk of the Board maintains accurate County legislative records and provides customer access to those records. The Chief Executive Office provides overall leadership and management of County government including the management of County resources, long-range financial planning, capital projects, and organizational planning. The Human Resource Division provides services to County departments, employees, and applicants. These services include: labor relations, policy development and implementation, recruitment and selection, classification, compensation, wellness and learning and development programs. The Risk Management Division of the Chief Executive Office manages the health, safety and well being of Stanislaus County employees through administration of employee benefits, liability claims/insurance, disabilities management (workers' compensation), and safety. The Clerk-Recorder processes all documents and records related to marriage licenses, certified copies of vital statistics, document filings and recording of real property; processes passports; and conducts civil wedding ceremonies. The Clerk-Recorder is also responsible for conducting elections and ensuring citizens have the opportunity to exercise their right to vote. County Counsel serves as the principal legal counsel for the Board of Supervisors and provides legal advice to all County offices, departments and commissions. The General Services Agency supports County departments through purchasing services for goods, contracts, leased property and equipment; bulk store, delivery, mailroom and messenger services; through maintenance and operation of all building systems and equipment; and through maintenance services for County vehicles. Strategic Business Technology supports the technology and web-based needs of County departments by providing help desk and desktop support services, email services, technology security, and County website services. The Treasurer-Tax Collector collects secured and

unsecured property taxes, as well as other revenue, and issues various licenses including business licenses.

### **BUDGET YEAR 2011-2012 ISSUES**

For Budget Year 2011-2012 all departments receiving a General Fund contribution were reduced from 0% - 30%. The only exceptions to these reductions were budgets with fixed costs associated with contracts. The Efficient Delivery of Public Services priority area, the General Fund revenue allocation reduction was \$2,127,092. In addition, departments will have to absorb significant increases in worker's compensation and retirement charges. This reduction in General Fund contribution will have the following impacts on departments in the Efficient Delivery of Public Services priority area: a reduction of hours for the five Field Representative positions in the Board of Supervisors; eliminating vacant positions and reductions-in-force in the Chief Executive Office, unfunding vacant positions in the Auditor-Controller's Office, and General Services Agency; and eliminating all non-critical functions. Many departments have implemented reductions-in-force in Fiscal Year 2010-2011 in preparation for the reduction in their General Fund contribution amount. Assisting the departments in absorbing the reduction in General Fund contribution is the second year of the 5% salary deduction approved by the Board of Supervisors for all County employees and the \$12 million mitigation of Budget Year 2011-2012 retirement costs.

During the last two years, the Chief Executive Office – Risk-Management General Liability Self-Insurance fund has experienced a significant increase in its deficit in retained earnings due to litigation cases resulting in a projected year end deficit of approximately \$2.8 million in retained earnings. Resolving this deficit has not been included as part of Budget Year 2011-2012 General Liability rates. Once the actuarial is complete as of June 30, 2011, rates will be evaluated for the recovery of this deficit.

The Chief Executive Office – Risk-Management Workers' Compensation Self-Insurance budget does not anticipate any major service level changes in Budget Year 2011-2012. The full cost of the program will be charged to County departments in Budget Year 2011-2012, which is an increase over Fiscal Year 2010-2011, when only \$1 million of the program costs were charged to departments, with the remainder funded through retained earnings.

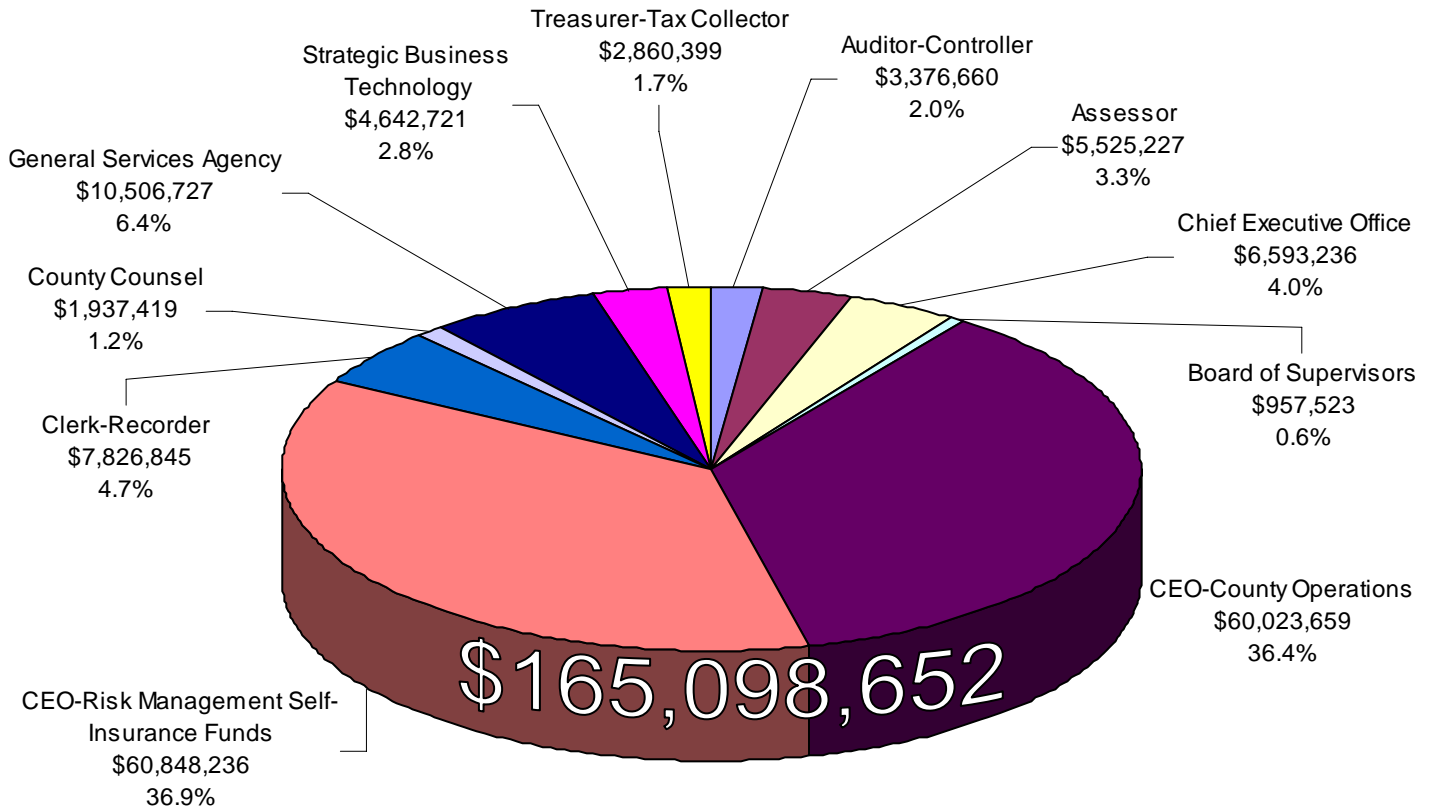
Historically, the County has funded the costs of one election in each Budget Year by including it in the base budget and leaving the balance of funding for any additional election costs as an unmet need. The Clerk Recorder – Election Division has identified an unmet need of \$743,700 to conduct the June 2012 Primary Election and the possibility of an additional \$708,700 to conduct a potential February 2012 Bifurcated Primary Election, if scheduled. These requests will be reviewed at first quarter and at mid-year fiscal report.

In Budget Year 2011-2012, the General Services Agency – Facilities Maintenance will become an Internal Service Fund, fully recognizing all costs. As a result, a loan is needed from the General Fund to cover the total liability for compensated absences and depreciation in the amount of \$384,546. GSA - Facilities Maintenance will repay the loan back to the General Fund over a period of five years beginning in Budget Year 2012-2013. It is anticipated that making GSA - Facilities Maintenance division an Internal Service Fund will improve budgeting and long-term management of funds.

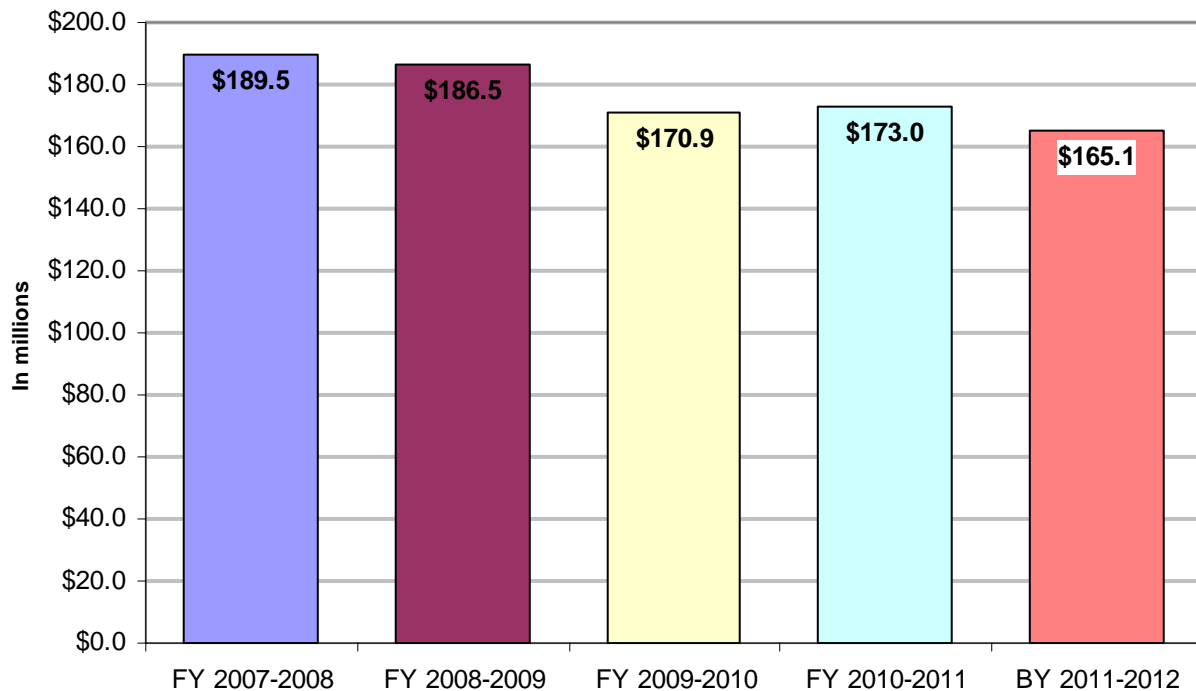


## Efficient Delivery of Public Services

### Recommended Expenditures Budget Year 2011-2012



### Five Year Comparison of Appropriations







# EFFICIENT DELIVERY OF PUBLIC SERVICES

**RECOMMENDED  
2011-2012**

**PAGE**

<b>ASSESSOR</b>				<b>\$5,525,227</b>
<b>Fund</b>	<b>Org</b>			
382	0100	0012100	Assessor	\$5,525,227
<b>AUDITOR-CONTROLLER</b>				<b>\$ 3,376,660</b>
<b>Fund</b>	<b>Org</b>			
385	0100	0013000	Auditor-Controller	\$3,376,660
<b>BOARD OF SUPERVISORS</b>				<b>\$957,523</b>
<b>Fund</b>	<b>Org</b>			
388	0100	0014100	Board of Supervisors	\$957,523
391	0100	0014200	Clerk of the Board	\$0
392	0100	0014310	Community Support	\$0
<b>CHIEF EXECUTIVE OFFICE</b>				<b>\$ 6,593,236</b>
<b>Fund</b>	<b>Org</b>			
393	0100	0015110	Operations and Services	\$5,142,190
396	0100	0015600	Risk Management Division	\$1,451,046
<b>CEO-COUNTY OPERATIONS</b>				<b>\$60,023,659</b>
<b>Fund</b>	<b>Org</b>			
399	0100	0016041	Airport	\$0
401	0100	0016071	Appropriations for Contingencies	\$4,420,864
403	0100	0016021	Capital Improvement Financing Authority	\$140,633
405	0100	0016091	County Facilities	\$374,122
407	0100	0016046	Crows Landing Air Facility	\$90,968
409	0100	0016081	Debt Service	\$10,831,158
413	0100	0016401	General Fund Contribution to Other Programs	\$6,836,353
415	0100	0016051	General Fund Match--Vehicle License Fee	\$17,100,569
417	0100	0016061	Mandated County Match	\$19,338,437
419	0100	0016031	Plant Acquisition	\$890,555



# EFFICIENT DELIVERY OF PUBLIC SERVICES

**RECOMMENDED  
2011-2012**

**PAGE**

<b>CEO-RISK MANAGEMENT SELF-INSURANCE FUNDS</b>				<b>\$60,848,236</b>
<b>Fund</b>	<b>Org</b>			
421	5101	0018101	Dental Self-Insurance	\$4,565,036
423	5051	0018051	General Liability Self-Insurance	\$4,665,706
425	5061	0018061	Professional Liability Self-Insurance	\$1,816,000
427	5091	0018091	Purchased Insurance	\$42,163,722
429	5071	0018071	Unemployment Self-Insurance	\$1,394,950
431	5111	0018111	Vision Care Self-Insurance	\$972,822
433	5081	0018081	Workers' Compensation	\$5,270,000
<b>CLERK-RECORDER</b>				<b>\$ 7,826,845</b>
<b>Fund</b>	<b>Org</b>			
435	0100	0020001	Recorder Division	\$1,800,000
438	0100	0020299	Elections Division	\$1,846,867
440	1723	0020500	Clerk-Recorder Modernization	\$4,039,978
442	1786	0020601	Vital and Health Statistics	\$140,000
<b>COUNTY COUNSEL</b>				<b>\$ 1,937,419</b>
<b>Fund</b>	<b>Org</b>			
444	0100	0022000	County Counsel	\$1,937,419
<b>GENERAL SERVICES AGENCY</b>				<b>\$10,506,727</b>
<b>Fund</b>	<b>Org</b>			
448	0100	0019010	Administration	\$577,836
451	5001	0018210	Central Services Division	\$669,565
453	5170	0018700	Facilities Maintenance Division	\$5,138,511
455	5021	0018500	Fleet Services Division	\$2,181,453
457	0100	0015310	Purchasing Division	\$528,852
461	5170	0018720	Utilities	\$1,392,170
459	171A	0016200	12th Street Office Building	\$18,340
<b>STRATEGIC BUSINESS TECHNOLOGY</b>				<b>\$ 4,642,721</b>
<b>Fund</b>	<b>Org</b>			
463	5031	0048100	Strategic Business Technology	\$3,794,389
468	5011	0048200	Strategic Business Technology-Telecommunications	\$848,332
<b>TREASURER-TAX COLLECTOR</b>				<b>\$ 2,860,399</b>
<b>Fund</b>	<b>Org</b>			
471	0100	0030001	Tax Collector	\$1,406,244
474	0100	0030002	Revenue Recovery	\$878,535
476	0100	0030004	Treasury	\$575,620
<b>TOTAL</b>				<b>\$165,098,652</b>

**STANISLAUS COUNTY, CALIFORNIA**  
**Budget Year 2011-2012**  

---

**FISCAL GENERAL SERVICES**  
**Finance**



**ASSESSOR**

Budget Unit 0100 0012100  
General Fund

**MISSION STATEMENT**

The mission of the Stanislaus County Assessor's office is to produce a fair, accurate and timely assessment roll while providing excellent customer service.

**OPERATIONAL PRIORITIES**

The Operational Priorities for the Assessor for the 2011-2012 Budget Year include:

- ◆ Continue to discover, value and assess all property subject to property taxation;
- ◆ Continue utilizing technology to increase office efficiency;
- ◆ Process transfer documents as quickly and efficiently as possible;
- ◆ Process map changes as quickly and efficiently as possible; and
- ◆ Review office structure for possible cost reductions and increased efficiency.

**SERVICES PROVIDED**

The Assessor is primarily responsible for preparing an annual assessment roll upon which property tax revenues are generated. The County, Public Schools, Cities, Redevelopment Agencies and Special Districts all rely on this revenue for funding operations.

The assessment roll includes all tangible property in California unless exempted or excluded from assessment by specific laws. Tangible property includes land, land improvements, growing improvements (this refers to trees and vines), buildings, structures, aircraft, boats, and business property with some exceptions.

All property excluding supplies (no market study completed on the supplies as they are a small value item), movable equipment, boats, and aircraft are assessed based upon their market value when purchased or newly constructed. The Assessor determines the market value for the ownership changes and new construction. The supplies, movable equipment, boats, and aircraft are assessed based upon their annual market value on January 1 of each year.

The Assessor also maintains property parcel maps. These maps are available to the public in the Assessor's Office or at the County's web site ([www.stancounty.com/assessor/map-books](http://www.stancounty.com/assessor/map-books)). The property tax assessment roll, property ownership information, and some property characteristics are also available to the public at the Assessor's Office.

<b>Assessor</b>				
<b>Classification</b>	<b>2009-2010 Actual</b>	<b>2010-2011 Adopted Budget</b>	<b>2011-2012 Requested Proposed Budget</b>	<b>2011-2012 Recommended Proposed Budget</b>
Taxes	\$0	\$0	\$0	\$0
Licenses, Permits, Franchises	\$0	\$0	\$0	\$0
Fines, Forfeitures, Penalties	\$78,365	\$75,000	\$100,000	\$100,000
Revenue from use of Assets	\$0	\$0	\$0	\$0
Intergovernmental Revenue	\$0	\$0	\$0	\$0
Charges for Service	\$1,556,625	\$1,551,500	\$1,562,000	\$1,562,000
Miscellaneous Revenue	\$8,769	\$8,500	\$12,500	\$12,500
Other Financing Sources	\$0	\$0	\$0	\$0
<b>Total Revenue</b>	<b>\$1,643,759</b>	<b>\$1,635,000</b>	<b>\$1,674,500</b>	<b>\$1,674,500</b>
Salaries and Benefits	\$4,843,224	\$5,046,401	\$4,875,755	\$4,875,755
Services and Supplies	\$413,134	\$538,780	\$401,682	\$401,682
Other Charges	\$178,108	\$175,450	\$145,030	\$145,030
Fixed Assets	\$0	\$0	\$0	\$0
Other Financing Uses	\$138,264	\$0	\$0	\$0
Equity	\$0	\$0	\$0	\$0
Intrafund	\$115,932	\$127,274	\$102,760	\$102,760
Contingencies	\$0	\$0	\$0	\$0
<b>Gross Costs</b>	<b>\$5,688,662</b>	<b>\$5,887,905</b>	<b>\$5,525,227</b>	<b>\$5,525,227</b>
<b>Fund Balance</b>	<b>\$0</b>	<b>\$0</b>	<b>\$0</b>	<b>\$0</b>
<b>Net County Cost</b>	<b>\$4,044,903</b>	<b>\$4,252,905</b>	<b>\$3,850,727</b>	<b>\$3,850,727</b>

## PROGRAM DISCUSSION

The Assessor's General Fund contribution is down \$402,178 for Budget Year 2011-2012. Despite this reduction, the Assessor's proposed budget includes 57 funded full-time positions and no extra help positions. The Assessor was able to absorb the budget reduction through the use of carry over funding from prior years, reduced operating costs and by not funding the vacant appraiser and extra help positions.

At the proposed level of funding, the Department will continue to focus on the completion of all mandated services which include processing property transfers, new construction, Proposition 8 value reductions, annual business property valuations, conducting business property audits and processing exemptions. The Assessor will be required to utilize mass appraising techniques and limit field inspections, appraisal processes and prior year roll corrections. In addition to the mandated functions, the Assessor will also defend appeals.

Deductions in departmental staffing combined with several pending retirements and increased workload will continue to impact the department's ability to perform all mandated services in a timely manner. These staffing reductions will result in the Department being less thorough as it will be unable to maintain its current level of field work. As the need for services continues to grow, the Department will continue to implement process improvements in order to continue to increase the Department's efficiency.

The Department anticipates using approximately \$125,000 of prior year General Fund savings to fully fund the 2011-2012 Proposed Budget.

## STAFFING IMPACTS

Total current authorized positions— 57

There are no recommended changes to the current level of staffing.

Total recommended authorized positions— 57

## **RECOMMENDED PROPOSED BUDGET**

It is recommended that a budget of \$5,525,227 be approved for the Assessor. The net county cost contribution for this budget was reduced approximately 9.5% or \$402,178 from the Fiscal Year 2010-2011 Adopted Final Budget level. This budget is funded from \$1,674,500 in estimated department revenue and a \$3,850,727 contribution from the General Fund. The Department also anticipates using approximately \$125,000 of prior year General Fund savings to fully fund the 2011-2012 Proposed Budget.



**AUDITOR-CONTROLLER**

Budget Unit 0100 0013000  
General Fund

**MISSION STATEMENT**

Safeguard the County's resources and ensure its financial integrity through responsible fiscal monitoring and reporting.

**OPERATIONAL PRIORITIES**

The Operational Priorities for the Auditor-Controller for Budget Year 2011-2012 include:

- ◆ Complete PeopleSoft Application upgrade from version 8.9 to version 9.1. The PeopleSoft Application is our County payroll application. The application upgrade will be performed in-house for the first time utilizing county staff as opposed to hiring a consultant as has been done in prior application upgrades;
- ◆ Complete Oracle FMS Application upgrade to version 12. The Auditor-Controller's office has the primary functional responsibility for Oracle FMS upgrades, working with technical staff at SBT through changes with set-up and testing. In addition Auditor-Controller staff are responsible for training of county departments regarding changes to the application;
- ◆ Review and begin the planning stages of implementing the PeopleSoft Punch Time module once the application upgrade from version 8.9 to version 9.1 has been completed. The implementation of the Punch Time module will allow employees to directly enter their hours into the system similar to a Time Clock;
- ◆ Provide Stanislaus County Office of Education (SCOE) access to the County's financial accounting system, Oracle. Access will be restricted to SCOE's financial information only. County staff time will thereby be reduced once this access is completed and security of data is confirmed; and
- ◆ Continue to review department wide procedures for completeness, accuracy and efficiencies. Make changes to streamline procedures, strengthen internal controls and provide easier use for our customers as time allows.

**SERVICES PROVIDED**

Core Services include:

- ◆ Conduct audits for compliance with County policies and fee for service engagements;
- ◆ Audit and disburse all check and electronic payments for County vendors and service providers;
- ◆ Record all school district, special district, and County fund revenue and expenditures;
- ◆ Prepare the County's Annual Financial Report, County Cost Plan, State Controller's financial Report and budget schedules;

- ◆ Administer payments and reporting for the County's outstanding debt, revenue sharing agreements, Public Facility Fees, Capital Projects, and Court Collection Reporting;
- ◆ Process biweekly paychecks and deductions consistent with memorandum of understanding (MOU), State, and Federal laws;
- ◆ Provide technical & security support for Payroll, Time & Labor, Benefits Administration, Personnel and the Training & Tracking modules;
- ◆ Apportion taxes, set tax rates, enroll direct assessments, establish bond rates, and administer the Teeter Plan, redevelopment agreements, and property tax agreements; and
- ◆ Prepare monthly assistance claim, disburse grants to Community Services Agency (CSA) clients and disburse vendor payments.

<b>Auditor-Controller</b>				
<b>Classification</b>	<b>2009-2010 Actual</b>	<b>2010-2011 Adopted Budget</b>	<b>2011-2012 Requested Proposed Budget</b>	<b>2011-2012 Recommended Proposed Budget</b>
Taxes	\$0	\$0	\$200,000	\$200,000
Licenses, Permits, Franchises	\$0	\$0	\$0	\$0
Fines, Forfeitures, Penalties	\$0	\$0	\$0	\$0
Revenue from use of Assets	\$0	\$0	\$115,000	\$115,000
Intergovernmental Revenue	\$0	\$0	\$64,560	\$64,560
Charges for Service	\$2,534,774	\$2,589,706	\$1,854,214	\$1,854,214
Miscellaneous Revenue	\$36,266	\$35,900	\$71,000	\$71,000
Other Financing Sources	\$0	\$0	\$0	\$0
<b>Total Revenue</b>	<b>\$2,571,040</b>	<b>\$2,625,606</b>	<b>\$2,304,774</b>	<b>\$2,304,774</b>
Salaries and Benefits	\$3,762,980	\$3,747,598	\$3,118,703	\$3,118,703
Services and Supplies	\$94,327	\$162,085	\$115,887	\$115,887
Other Charges	\$134,951	\$142,720	\$145,370	\$145,370
Fixed Assets	\$0	\$0	\$0	\$0
Other Financing Uses	\$110,445	\$0	\$0	\$0
Equity	\$0	\$0	\$0	\$0
Intrafund	(\$40,625)	\$13,570	(\$3,300)	(\$3,300)
Contingencies	\$0	\$0	\$0	\$0
<b>Gross Costs</b>	<b>\$4,062,078</b>	<b>\$4,065,973</b>	<b>\$3,376,660</b>	<b>\$3,376,660</b>
Fund Balance	\$0	\$0	\$0	\$0
<b>Net County Cost</b>	<b>\$1,491,038</b>	<b>\$1,440,367</b>	<b>\$1,071,886</b>	<b>\$1,071,886</b>

## PROGRAM DISCUSSION

At the proposed level of funding, the department can maintain core services that are the responsibility of the office. The Department anticipates staff delays in providing vital financial information to County departments, related agencies, special districts, school districts, cities located in our county and more importantly the citizens of this county.

The department consists of the Administrative Division, General Ledger Division, Property Tax Division, Revenue Division, Accounts Payable Division, Payroll Division, and an Accounting Division located at the Community Services Agency.

Structural changes to the department were made as a direct result of loss in revenue and funding. The Internal Audit Division has been virtually eliminated and limited services will be provided to the County and related agencies. While the Internal Audit Division provides core services, the division is not mandated by State requirements. In addition, the Cost Accounting Division duties were combined with the General Ledger Division duties, eliminating the need for a separate Cost Accounting Division.

The number of employees providing services in the Auditor-Controller's Office has been reduced by 21%, or from 43 to 34, compared to Fiscal Year 2010-2011. Five positions were unfunded at the Mid-Year of Fiscal Year 2010-2011. The department is requesting to unfund four additional positions. Funding for these positions is not sustainable and this action supports the Department's budget balancing strategy.

Since Fiscal Year 1990-1991, requirements have increased significantly with changes to State Government Code, Revenue and Taxation Code, and government accounting standards, while in the same time period, the General Fund contribution has decreased by 12%.

### **STAFFING IMPACTS**

The Department has requested to unfund the following vacant positions: one Manager II, one Confidential Assistant III, one Accountant III and one Accounting Technician.

Total current authorized positions—38

It is recommended to unfund the following vacant positions: one Manager II, one Confidential Assistant III, one Accountant III and one Accounting Technician.

Total recommended authorized positions—34

### **RECOMMENDED PROPOSED BUDGET**

It is recommended that a budget of \$3,376,660 be approved for the Auditor-Controller. The net county cost contribution for this budget was reduced approximately 26% or \$368,481 from the Fiscal Year 2010-2011 Adopted Final Budget level. At this level of funding the Department achieves its net county cost reduction by salary savings from unfunding four vacant positions. This budget is funded from \$2,304,774 in estimated departmental revenue and a \$1,071,886 contribution from the General Fund.





## **BOARD OF SUPERVISORS**

### **MISSION STATEMENT**

Stanislaus County serves the public interest by promoting public health, safety, welfare and the local economy in an efficient, cost effective manner.

### **OPERATIONAL PRIORITIES**

The Board of Supervisors will continue to guide the priorities policy for the County and set the expectation levels for departments.

**STANISLAUS COUNTY, CALIFORNIA**  
**Budget Year 2011-2012**  
**FISCAL GENERAL SERVICES**  
**Legislative/Administrative**



**BOARD OF SUPERVISORS**

Budget Unit 0100 0014100  
 General Fund

**SERVICES PROVIDED**

The Board of Supervisors provides a variety of governing, administrative, legislative functions and determines the overall policy direction for Stanislaus County government. The County is divided into five supervisorial districts and each supervisor is elected within the district. Regular public Board meetings are held most Tuesdays at 9:00 a.m., except the third Tuesday of the month when the meetings are held at 6:30 p.m. The Board of Supervisors has both legislative and administrative duties and responsibilities that include adopting ordinances on a wide range of subjects, adopting resolutions for the purpose of setting policy and providing for its administration, adopting an annual budget, and holding public hearings on a variety of matters such as zoning in the unincorporated area of the County. The administrative functions include the fiscal responsibilities for effective management of County government. The Board is assisted in its administrative responsibilities by the Chief Executive Officer who is delegated broad budgetary responsibility, including recommending an annual budget to the Board, control of budget expenditures, and overseeing the general day-to-day business functions of the County.

<b>Board of Supervisors</b>				
<b>Classification</b>	<b>2009-2010 Actual</b>	<b>2010-2011 Adopted Budget</b>	<b>2011-2012 Requested Proposed Budget</b>	<b>2011-2012 Recommended Proposed Budget</b>
Taxes	\$0	\$0	\$0	\$0
Licenses, Permits, Franchises	\$0	\$0	\$0	\$0
Fines, Forfeitures, Penalties	\$0	\$0	\$0	\$0
Revenue from use of Assets	\$0	\$0	\$0	\$0
Intergovernmental Revenue	\$0	\$0	\$0	\$0
Charges for Service	\$75,974	\$75,130	\$78,670	\$78,670
Miscellaneous Revenue	\$0	\$0	\$0	\$0
Other Financing Sources	\$0	\$0	\$0	\$0
<b>Total Revenue</b>	<b>\$75,974</b>	<b>\$75,130</b>	<b>\$78,670</b>	<b>\$78,670</b>
Salaries and Benefits	\$793,693	\$856,645	\$807,256	\$807,256
Services and Supplies	\$112,554	\$118,500	\$99,057	\$99,057
Other Charges	\$22,065	\$22,170	\$39,360	\$39,360
Fixed Assets	\$0	\$0	\$0	\$0
Other Financing Uses	\$20,262	\$0	\$0	\$0
Equity	\$0	\$0	\$0	\$0
Intrafund	\$35,031	\$37,910	\$11,850	\$11,850
Contingencies	\$0	\$0	\$0	\$0
<b>Gross Costs</b>	<b>\$983,605</b>	<b>\$1,035,225</b>	<b>\$957,523</b>	<b>\$957,523</b>
<b>Fund Balance</b>	<b>\$0</b>	<b>\$0</b>	<b>\$0</b>	<b>\$0</b>
<b>Net County Cost</b>	<b>\$907,631</b>	<b>\$960,095</b>	<b>\$878,853</b>	<b>\$878,853</b>

**PROGRAM DISCUSSION**

At the proposed level of funding, the Department can maintain funding for the five members of the Board of Supervisors and their five Field Representatives at a reduced level. Beginning in April 2011,

each Field Representative will work 30 hours per week, resulting in cost savings in Budget Years 2011-2012 and 2012-2013. Members of the Board are continuing a 5% deduction in salaries that began in Fiscal Year 2009-2010 and the Field Representatives are also participating in the 5% salary deduction program for Budget Year 2011-2012. In order to meet the net county cost funding level the Department anticipates using \$14,500 from their Fiscal Year 2009-2010 carry-forward savings.

**STAFFING IMPACTS**

Total current authorized positions—10

There are no recommended changes to the current level of staffing.

Total recommended authorized positions— 10

**RECOMMENDED PROPOSED BUDGET**

It is recommended that a budget of \$957,523 be approved for the Board of Supervisors. The net county cost contribution for this budget was reduced approximately 9% or \$81,242 from the Fiscal Year 2010-2011 Adopted Final Budget level. At this level of funding the Department achieves its net county cost reduction by salary savings from a reduction in hours for the five Field Representative positions effective April of 2011. This budget is funded from \$78,670 in estimated department revenue and an \$878,853 contribution from the General Fund. The Department also anticipates using approximately \$14,500 of prior year General Fund savings to fully fund the 2011-2012 Recommended Proposed Budget.

As part of the annual budget process, a review of the Board of Supervisors compensation is conducted. Stanislaus County Code, Section 2.04.030 provides a procedure and formula for evaluating Board of Supervisors’ compensation, and requires the Chief Executive Officer to report the salary survey for supervisor compensation each year. As part of the 2010-2011 Proposed Budget process the Board of Supervisors decided to replace the Counties of Monterey, Sacramento, Solano, Sonoma and Ventura from the comparable counties and replace them with the Valley counties of Madera, Merced, Tulare and Kings. This action changed the comparison from eight counties to seven, and reduced the average compensation. The county ordinance was modified to reflect this change. Following is a table showing the salary survey of the seven counties now used pursuant to the amended ordinance.

The Stanislaus County Ordinance Code provides a formula for Board of Supervisors compensation. The Ordinance provides for increases of 3.75% to be granted on July 1<sup>st</sup> and January 1<sup>st</sup> when the base salary of the Stanislaus County Board of Supervisors falls more than 20% below the seven-county average of benchmarked counties. A salary survey of the seven-counties now used under the amended ordinance has been conducted and the findings are reflected below. This year 20% below the seven-county average is \$5,782 monthly. While the current stated compensation for County Supervisor is \$6,231 monthly, the Board members all take the 5% salary deduction, resulting in a current compensation of \$5,919. As a result of the survey results, no increase will occur.

COUNTY	MONTHLY SALARY
Fresno	\$8,939
Kern	\$7,819
Kings	\$4,661
Madera	\$5,959
Merced	\$8,075
San Joaquin	\$7,606
Tulare	\$7,531
Average	\$7,227
20% Below Average	\$5,782
Stanislaus	\$6,231
Stanislaus with current 5% deduction	\$5,919

**STANISLAUS COUNTY, CALIFORNIA**  
**Budget Year 2011-2012**  
**FISCAL GENERAL SERVICES**  
**Legislative/Administrative**



**BOARD OF SUPERVISORS—CLERK OF THE BOARD**

Budget Unit 0100 0014200  
 General Fund

**SERVICES PROVIDED**

The Clerk of the Board is a division of the Chief Executive Office, it was eliminated in the 2010-2011 Recommended Proposed Budget and was incorporated into the Chief Executive Office – Operations and Services budget.

<b>Clerk of the Board</b>				
<b>Classification</b>	<b>2009-2010 Actual</b>	<b>2010-2011 Adopted Budget</b>	<b>2011-2012 Requested Proposed Budget</b>	<b>2011-2012 Recommended Proposed Budget</b>
Taxes	\$0	\$0	\$0	\$0
Licenses, Permits, Franchises	\$0	\$0	\$0	\$0
Fines, Forfeitures, Penalties	\$0	\$0	\$0	\$0
Revenue from use of Assets	\$0	\$0	\$0	\$0
Intergovernmental Revenue	\$0	\$0	\$0	\$0
Charges for Service	\$60,496	\$0	\$0	\$0
Miscellaneous Revenue	\$0	\$0	\$0	\$0
Other Financing Sources	\$0	\$0	\$0	\$0
<b>Total Revenue</b>	<b>\$60,496</b>	<b>\$0</b>	<b>\$0</b>	<b>\$0</b>
Salaries and Benefits	\$399,829	\$0	\$0	\$0
Services and Supplies	\$31,630	\$0	\$0	\$0
Other Charges	\$30,070	\$0	\$0	\$0
Fixed Assets	\$0	\$0	\$0	\$0
Other Financing Uses	\$12,042	\$0	\$0	\$0
Equity	\$0	\$0	\$0	\$0
Intrafund	\$18,148	\$0	\$0	\$0
Contingencies	\$0	\$0	\$0	\$0
<b>Gross Costs</b>	<b>\$491,719</b>	<b>\$0</b>	<b>\$0</b>	<b>\$0</b>
Fund Balance	\$0	\$0	\$0	\$0
<b>Net County Cost</b>	<b>\$431,223</b>	<b>\$0</b>	<b>\$0</b>	<b>\$0</b>

**PROGRAM DISCUSSION**

This is an unused budget and no appropriations are requested in Budget Year 2011-2012.

**STAFFING IMPACTS**

Total current authorized positions— 0

**RECOMMENDED PROPOSED BUDGET**

There are no appropriations recommended for the Board of Supervisors – Clerk of the Board budget. Funding for this division is included in the Chief Executive Office – Operations and Services budget. This budget is included as part of the Recommended Proposed Budget due to budget reporting requirements of the State Controller.

**STANISLAUS COUNTY, CALIFORNIA**  
**Budget Year 2011-2012**  
**FISCAL GENERAL SERVICES**  
**Other Assistance**



**BOARD OF SUPERVISORS—COMMUNITY SUPPORT**  
 Budget Unit 0100 0014310  
 General Fund

**SERVICES PROVIDED**

This budget is not being funded in the 2011-2012 Fiscal Year.

<b>Board of Supervisors - Community Support</b>				
<b>Classification</b>	<b>2009-2010 Actual</b>	<b>2010-2011 Adopted Budget</b>	<b>2011-2012 Requested Proposed Budget</b>	<b>2011-2012 Recommended Proposed Budget</b>
Taxes	\$0	\$0	\$0	\$0
Licenses, Permits, Franchises	\$0	\$0	\$0	\$0
Fines, Forfeitures, Penalties	\$0	\$0	\$0	\$0
Revenue from use of Assets	\$0	\$0	\$0	\$0
Intergovernmental Revenue	\$0	\$0	\$0	\$0
Charges for Service	\$0	\$0	\$0	\$0
Miscellaneous Revenue	\$0	\$0	\$0	\$0
Other Financing Sources	\$0	\$0	\$0	\$0
<b>Total Revenue</b>	<b>\$0</b>	<b>\$0</b>	<b>\$0</b>	<b>\$0</b>
Salaries and Benefits	\$0	\$0	\$0	\$0
Services and Supplies	\$14,450	\$0	\$0	\$0
Other Charges	\$0	\$0	\$0	\$0
Fixed Assets	\$0	\$0	\$0	\$0
Other Financing Uses	\$0	\$0	\$0	\$0
Equity	\$0	\$0	\$0	\$0
Intrafund	\$0	\$0	\$0	\$0
Contingencies	\$0	\$0	\$0	\$0
<b>Gross Costs</b>	<b>\$14,450</b>	<b>\$0</b>	<b>\$0</b>	<b>\$0</b>
Fund Balance	\$0	\$0	\$0	\$0
<b>Net County Cost</b>	<b>\$14,450</b>	<b>\$0</b>	<b>\$0</b>	<b>\$0</b>

**PROGRAM DISCUSSION**

Prior to Fiscal Year 2010-2011, this budget provided funding for various community activities and community-based organizations throughout each fiscal year. Similar to the 2010-2011 Adopted Final Budget, no appropriations are requested in Budget Year 2011-2012.

**STAFFING IMPACTS**

Total current authorized positions— 0

**RECOMMENDED PROPOSED BUDGET**

There is no funding for this budget in the 2011-2012 Budget Year.



## **CHIEF EXECUTIVE OFFICE—OPERATIONS AND SERVICES**

Budget Unit 0100 0015110  
General Fund

### **MISSION STATEMENT**

The mission of the Chief Executive Office is to lead, to guide, to implement the County vision “to be the best.”

### **OPERATIONAL PRIORITIES**

During the upcoming year, the Chief Executive Office will continue to focus on providing overall leadership and effective management of County government. The Office oversees the management of County resources; provides for the long-range financial, facilities and organizational planning; facilitate the development and implementation of the Board’s goals and outcomes; and ensures the most effective use of County personnel, money, facilities and equipment. The following Operational Priorities for this budget year reflects this focus:

- ◆ Budget and Operations: Evaluate and strategically plan organizationally for future operational exposures and revenue enhancements;
- ◆ Human Resources: Provide leadership and expertise on human resources issues with particular focus on: the development of labor strategies to manage personnel costs, the upgrade of Peoplesoft Human Resources modules from version 8.9 to 9.1, the creation of job specifications for Managers I, II, III and IV, and continuing to develop and support a quality workforce in the face of continued budget reductions;
- ◆ Capital Projects: Build efficient facilities that meet the needs of our partners on time and under budget. Significant on-going and upcoming projects include: Strategic Business Technologies; Regional 911 server room, replacement of jail beds lost in the June 2010 Honor Farm fire; a new 60 bed Juvenile Commitment Center; project planning for a new Coroner’s Facility; Public Safety Center Master Planning; County Health Services Agency relocation; and various other efforts;
- ◆ Economic Development: Continue project development at Crows Landing Air Facility, work with all cities and StanCOG on developing an inclusive Regional Transportation Impact Fee (RTIF) model, capitalize on available State and Federal funding for infrastructure and industry, continue to bridge issues with unemployed and underemployed County residents, and promote the positive perception of Stanislaus County as business expansion and an employable community; and
- ◆ Clerk of the Board: Administers the Board of Supervisors Legislative processes, Assessment Appeals, Boards, Commissions and Special Districts and is the Filing Officer for Conflict of Interest filers. This year we plan to implement the new intranet Legislative Archival Repository linking 30 years of Board legislative records for research purposes.

### **SERVICES PROVIDED**

The Chief Executive Office provides for the overall leadership and effective management of County government, pursuant to Board policy and the adopted budget. Specifically, the Office oversees the management of County resources; provides for the long-range financial, facility, and organizational planning; and ensures that County departments are producing services and results in accordance with the Board’s goals, priorities, policies, budgets, and legal mandates; and improves management and business procedures to guarantee the most effective use of County personnel, money, facilities and

equipment. This budget funds the staffing and most of the operational costs for the Human Resources, Capital Projects, Operations and Services, and Economic Development Divisions and the Clerk of the Board.

<b>Chief Executive Office - Operations and Services</b>				
<b>Classification</b>	<b>2009-2010 Actual</b>	<b>2010-2011 Adopted Budget</b>	<b>2011-2012 Requested Proposed Budget</b>	<b>2011-2012 Recommended Proposed Budget</b>
Taxes	\$0	\$0	\$0	\$0
Licenses, Permits, Franchises	\$0	\$0	\$0	\$0
Fines, Forfeitures, Penalties	\$0	\$0	\$0	\$0
Revenue from use of Assets	\$0	\$0	\$0	\$0
Intergovernmental Revenue	\$0	\$0	\$73,000	\$73,000
Charges for Service	\$2,501,260	\$2,093,976	\$1,711,732	\$1,711,732
Miscellaneous Revenue	\$10,735	\$200	\$200	\$200
Other Financing Sources	\$108,050	\$0	\$0	\$0
<b>Total Revenue</b>	<b>\$2,620,045</b>	<b>\$2,094,176</b>	<b>\$1,784,932</b>	<b>\$1,784,932</b>
Salaries and Benefits	\$4,620,402	\$5,079,358	\$4,317,439	\$4,317,439
Services and Supplies	\$965,966	\$1,106,689	\$649,701	\$649,701
Other Charges	\$160,213	\$151,270	\$234,940	\$234,940
Fixed Assets	\$0	\$0	\$0	\$0
Other Financing Uses	\$135,663	\$0	\$0	\$0
Equity	\$0	\$0	\$0	\$0
Intrafund	\$131,863	\$168,110	(\$59,890)	(\$59,890)
Contingencies	\$0	\$0	\$0	\$0
<b>Gross Costs</b>	<b>\$6,014,107</b>	<b>\$6,505,427</b>	<b>\$5,142,190</b>	<b>\$5,142,190</b>
Fund Balance	\$0	\$0	\$0	\$0
<b>Net County Cost</b>	<b>\$3,394,062</b>	<b>\$4,411,251</b>	<b>\$3,357,258</b>	<b>\$3,357,258</b>

## PROGRAM DISCUSSION

At the proposed level of funding, the Department can maintain responsibility for finance, budget, debt management, human resources, departmental relations, public information, legislative and departmental training functions, Clerk of the Board, as well as capital projects, countywide leadership development business improvement, economic development and organizational performance. The reduction in the General Fund contribution is achieved by salary savings gained by a reduction in force of two positions effective April 23, 2010, the deletion of two vacant positions, the unfunding of three vacant positions and the reclassification downward of three positions, as well as reductions in services and supplies and contracts. All staff is participating in the 5% salary deduction program for Budget Year 2011-2012 with the exception of any staff that has been approved for retirement during this budget year.

The staffing reductions described above have impacted the Department's ability to perform work at the level previously accomplished. Changes in level of work performed on public information, legislative, organizational performance and economic development functions have occurred to ensure sufficient resources are available for core services within the Chief Executive Office. Also, a reorganization of functions among staff has occurred to distribute the workload more equitably, as well as to offer professional development opportunities where possible.

## STAFFING IMPACTS

Total current authorized positions— 34

There are no recommended changes to the current level of staffing.

Total recommended authorized positions— 34

## **RECOMMENDED PROPOSED BUDGET**

It is recommended that a budget of \$5,142,190 be approved for the Chief Executive Office – Operations and Services. The net county cost contribution for this budget was reduced approximately 24% or \$1,053,990 from the Fiscal Year 2010-2011 Adopted Final Budget level. At this level of funding the Department achieves the net county cost reduction by salary savings from a reduction-in-force of two positions on April 23, 2011, the deletion of two vacant positions, the unfunding of three positions and the downward reclassification of three positions. This budget is funded from \$1,784,932 in estimated department revenue and a \$3,357,258 contribution from the General Fund. The Department also anticipates using approximately \$292,000 of prior year General Fund savings to fully fund the 2011-2012 Recommended Proposed Budget.



**STANISLAUS COUNTY, CALIFORNIA**  
**Budget Year 2011-2012**  

---

**FISCAL GENERAL SERVICES**  
**Other General**



**CHIEF EXECUTIVE OFFICE—RISK MANAGEMENT DIVISION**

Budget Unit 0100 0015600  
General Fund

**MISSION STATEMENT**

The mission of the Risk Management Division of the Chief Executive Office is to serve as a resource for the health, safety, and well-being of Stanislaus County employees by managing risks and associated cost of claims, through continuous education, participation and communication.

**OPERATIONAL PRIORITIES**

The CEO-Risk Management Division continues to implement the ongoing restructuring of division staff and associated resources. The restructuring will require the division to focus resources on critical services and mandated compliance programs. The Operational Priorities for the Chief Executive Office Risk Management Division for the 2011-2012 Budget Year include:

- ◆ Safety Training and Occupational Safety and Health Administration (OSHA) Compliance: Support County departments in maintaining safety training and operational compliance with County safety policies and OSHA regulations;
- ◆ Disability Management: Support County departments in administering leave of absence and return to work programs;
- ◆ Employee Benefits: Work with employee organizations to develop and evaluate alternative delivery systems for employee health insurance; and
- ◆ Liability Program: Maintain loss insurance programs to minimize risk exposure and control liability.

**SERVICES PROVIDED**

This budget funds personnel and administrative operations of the CEO-Risk Management Division. The Division administers eight budgets in five functional areas including Administration, Employee Benefits (health, dental, vision, life, and unemployment insurance), Liability Claims/Insurance (general and professional liability), Disability Management (workers' compensation), and Safety.

<b>Chief Executive Office - Risk Management Division</b>				
<b>Classification</b>	<b>2009-2010 Actual</b>	<b>2010-2011 Adopted Budget</b>	<b>2011-2012 Requested Proposed Budget</b>	<b>2011-2012 Recommended Proposed Budget</b>
Taxes	\$0	\$0	\$0	\$0
Licenses, Permits, Franchises	\$0	\$0	\$0	\$0
Fines, Forfeitures, Penalties	\$0	\$0	\$0	\$0
Revenue from use of Assets	\$0	\$0	\$0	\$0
Intergovernmental Revenue	\$65,321	\$60,000	\$5,510	\$5,510
Charges for Service	\$1,235,217	\$1,145,300	\$1,181,379	\$1,181,379
Miscellaneous Revenue	\$0	\$100	\$100	\$100
Other Financing Sources	\$0	\$0	\$0	\$0
<b>Total Revenue</b>	<b>\$1,300,538</b>	<b>\$1,205,400</b>	<b>\$1,186,989</b>	<b>\$1,186,989</b>
Salaries and Benefits	\$1,464,231	\$1,402,183	\$1,234,051	\$1,234,051
Services and Supplies	\$73,401	\$83,330	\$173,835	\$173,835
Other Charges	\$42,935	\$46,100	\$41,830	\$41,830
Fixed Assets	\$0	\$0	\$0	\$0
Other Financing Uses	\$39,311	\$0	\$0	\$0
Equity	\$0	\$0	\$0	\$0
Intrafund	\$17,556	\$19,060	\$1,330	\$1,330
Contingencies	\$0	\$0	\$0	\$0
<b>Gross Costs</b>	<b>\$1,637,434</b>	<b>\$1,550,673</b>	<b>\$1,451,046</b>	<b>\$1,451,046</b>
<b>Fund Balance</b>	<b>\$0</b>	<b>\$0</b>	<b>\$0</b>	<b>\$0</b>
<b>Net County Cost</b>	<b>\$336,896</b>	<b>\$345,273</b>	<b>\$264,057</b>	<b>\$264,057</b>

## PROGRAM DISCUSSION

At this level of funding, the Chief Executive Office-Risk Management Division budget can maintain its core program services in workers' compensation administration, safety training, Occupational Safety and Health Administration (OSHA) compliance, employee benefit administration, property and casualty insurance, general and auto liability insurance, medical malpractice insurance and employee leave administration.

Projected appropriations of approximately \$12,000 will also be available as part of the Division's 2011-2012 budget as a result of the 75% carryover of the Fiscal Year's 2010-2011 unused net county cost. The carryover will be used to fund additional contracts and salaries as needed to support anticipated employee benefit plan design changes and administration in 2012.

The Recommended Proposed Budget of \$1,451,046 represents an overall decrease in appropriations of \$99,627 from Fiscal Year 2010-2011. In anticipation of expected budget reductions in the upcoming fiscal year, the CEO-Risk Management Division reduced staffing from 14 full-time allocated positions to 10 full-time allocated positions during the 2010-2011 Mid-Year Financial Report approved by the Board of Supervisors March 1, 2011. In addition, a part-time budget manager was transferred from the Chief Executive Office to assist with the management of all seven self-insurance funds and the General Fund budget in this division. The revised staffing structure has reduced overall costs in line with anticipated funding.

## STAFFING IMPACTS

Total current authorized positions—10

There are no recommended changes to the current level of staffing.

Total recommended authorized positions—10

## RECOMMENDED PROPOSED BUDGET

It is recommended that a budget of \$1,451,046 be approved for the Chief Executive Office – Risk Management Division. The net county cost contribution for this budget was reduced approximately

24% or \$81,216 from the Fiscal Year 2010-2011 Adopted Final Budget level. At this level of funding, the Department achieves its net county cost reduction through the staffing changes approved as part of the 2010-2011 Mid-Year Financial Report. This budget is funded from \$1,186,989 in estimated department revenue and a \$264,057 contribution from the General Fund. The Department also anticipates using approximately \$12,000 of prior year General Fund savings to fully fund the 2011-2012 Proposed Budget.

**STANISLAUS COUNTY, CALIFORNIA**  
**Budget Year 2011-2012**  
**FISCAL GENERAL SERVICES**  
**Transportation Terminals**



**CHIEF EXECUTIVE OFFICE—AIRPORT**

Budget Unit 0100 0016041  
 General Fund

**SERVICES PROVIDED**

This Chief Executive Office – Airport budget historically has provided funding for improvements at the Modesto City/County Airport. In past years, the revenue received from Aircraft Taxes was recorded in this budget and transferred to the City of Modesto for improvements to the facility. Such improvements included maintenance of airplane hangars, installation of fire suppression systems and security improvements.

<b>Chief Executive Office - Airport</b>				
<b>Classification</b>	<b>2009-2010 Actual</b>	<b>2010-2011 Adopted Budget</b>	<b>2011-2012 Requested Proposed Budget</b>	<b>2011-2012 Recommended Proposed Budget</b>
Taxes	\$205,000	\$205,000	\$0	\$0
Licenses, Permits, Franchises	\$0	\$0	\$0	\$0
Fines, Forfeitures, Penalties	\$0	\$0	\$0	\$0
Revenue from use of Assets	\$1,601	\$0	\$0	\$0
Intergovernmental Revenue	\$0	\$0	\$0	\$0
Charges for Service	\$0	\$0	\$0	\$0
Miscellaneous Revenue	\$0	\$0	\$0	\$0
Other Financing Sources	\$0	\$0	\$0	\$0
<b>Total Revenue</b>	<b>\$206,601</b>	<b>\$205,000</b>	<b>\$0</b>	<b>\$0</b>
Salaries and Benefits	\$0	\$0	\$0	\$0
Services and Supplies	\$205,000	\$205,000	\$0	\$0
Other Charges	\$0	\$0	\$0	\$0
Fixed Assets	\$0	\$0	\$0	\$0
Other Financing Uses	\$0	\$0	\$0	\$0
Equity	\$0	\$0	\$0	\$0
Intrafund	\$0	\$0	\$0	\$0
Contingencies	\$0	\$0	\$0	\$0
<b>Gross Costs</b>	<b>\$205,000</b>	<b>\$205,000</b>	<b>\$0</b>	<b>\$0</b>
<b>Fund Balance</b>	<b>\$0</b>	<b>\$0</b>	<b>\$0</b>	<b>\$0</b>
<b>Net County Cost</b>	<b>(\$1,601)</b>	<b>\$0</b>	<b>\$0</b>	<b>\$0</b>

**PROGRAM DISCUSSION**

There is no funding for this budget in the 2011-2012 Budget Year. As the revenue from Aircraft Taxes is discretionary, it will be used as part of the County’s multi-year budget balancing strategy and allocated to other priority program areas.

**STAFFING IMPACTS**

Total current authorized positions—0

**RECOMMENDED PROPOSED BUDGET**

There is no recommended Proposed Budget for the Chief Executive Office – Airport for Budget Year 2011-2012. The suspension of the annual funding for this program in Budget Year 2011-2012 is

necessary to assist with balancing the County budget. Funding will be shifted to other County priorities as part of the multi-year budgeted strategy.

**STANISLAUS COUNTY, CALIFORNIA**  
**Budget Year 2011-2012**  
**FISCAL GENERAL SERVICES**  
**Other General**



**CHIEF EXECUTIVE OFFICE—APPROPRIATIONS FOR CONTINGENCIES**

Budget Unit 0100 0016071  
General Fund

**SERVICES PROVIDED**

The Appropriations for Contingencies budget serves as the contingency fund for Stanislaus County. Funds from Contingencies can only be transferred by a 4/5 vote of the Board of Supervisors to operating budgets for emergencies and other unanticipated expenses.

The chart below lists the transfers from Appropriations for Contingencies for the last five years:

<b>BUDGET YEAR</b>	<b>AMOUNT TRANSFERRED</b>
2006-2007	\$3,405,097
2007-2008	\$7,157,127
2008-2009	\$3,840,742
2009-2010	\$1,218,400
2010-2011	\$126,058

\* This amount reflects the total approved transfers as of May 3, 2011.

<b>Chief Executive Office - Appropriations for Contingencies</b>				
<b>Classification</b>	<b>2009-2010 Actual</b>	<b>2010-2011 Adopted Budget</b>	<b>2011-2012 Requested Proposed Budget</b>	<b>2011-2012 Recommended Proposed Budget</b>
Taxes	\$0	\$0	\$0	\$0
Licenses, Permits, Franchises	\$0	\$0	\$0	\$0
Fines, Forfeitures, Penalties	\$0	\$0	\$0	\$0
Revenue from use of Assets	\$0	\$0	\$0	\$0
Intergovernmental Revenue	\$0	\$0	\$0	\$0
Charges for Service	\$0	\$0	\$0	\$0
Miscellaneous Revenue	\$0	\$0	\$0	\$0
Other Financing Sources	\$0	\$0	\$0	\$0
<b>Total Revenue</b>	<b>\$0</b>	<b>\$0</b>	<b>\$0</b>	<b>\$0</b>
Salaries and Benefits	\$0	\$0	\$0	\$0
Services and Supplies	\$0	\$0	\$0	\$0
Other Charges	\$0	\$0	\$0	\$0
Fixed Assets	\$0	\$0	\$0	\$0
Other Financing Uses	\$0	\$0	\$0	\$0
Equity	\$0	\$0	\$0	\$0
Intrafund	\$0	\$0	\$0	\$0
Contingencies	\$0	\$4,649,163	\$4,420,864	\$4,420,864
<b>Gross Costs</b>	<b>\$0</b>	<b>\$4,649,163</b>	<b>\$4,420,864</b>	<b>\$4,420,864</b>
<b>Fund Balance</b>	<b>\$0</b>	<b>\$0</b>	<b>\$0</b>	<b>\$0</b>
<b>Net County Cost</b>	<b>\$0</b>	<b>\$4,649,163</b>	<b>\$4,420,864</b>	<b>\$4,420,864</b>

### **PROGRAM DISCUSSION**

At the proposed level of funding, the Appropriations for Contingencies fund can maintain a moderate level of funding for unexpected fiscal and program exposures or emergencies which may occur due to the challenging economy, as well as potential reductions in Federal or State revenues or other program or community exposures.

### **STAFFING IMPACTS**

Total current authorized positions— 0

### **RECOMMENDED PROPOSED BUDGET**

It is recommended that a budget of \$4,420,864 be approved for the Chief Executive Office – Appropriations for Contingencies. This budget is funded from a \$4,420,864 contribution from the General Fund. It is anticipated that the Appropriations for Contingencies funds will be used only for those critical exposures or emergencies, as the change from a net county cost budget to a General Fund revenue budget will severely limit the County's ability to fund unexpected program changes.

**STANISLAUS COUNTY, CALIFORNIA**  
**Budget Year 2011-2012**  
**FISCAL GENERAL SERVICES**  
**Finance**



**CHIEF EXECUTIVE OFFICE—CAPITAL IMPROVEMENT FINANCING AUTHORITY**  
 Budget Unit 0100 0016021  
 General Fund

**SERVICES PROVIDED**

The Capital Improvement Financing Authority (CIFA) budget provides funding for certain financial borrowing expenses and other professional staff service costs related to County financing initiatives.

<b>Chief Executive Office - C.I.F.A.</b>				
<b>Classification</b>	<b>2009-2010 Actual</b>	<b>2010-2011 Adopted Budget</b>	<b>2011-2012 Requested Proposed Budget</b>	<b>2011-2012 Recommended Proposed Budget</b>
Taxes	\$0	\$0	\$0	\$0
Licenses, Permits, Franchises	\$0	\$0	\$0	\$0
Fines, Forfeitures, Penalties	\$0	\$0	\$0	\$0
Revenue from use of Assets	\$0	\$0	\$0	\$0
Intergovernmental Revenue	\$0	\$0	\$0	\$0
Charges for Service	\$0	\$0	\$0	\$0
Miscellaneous Revenue	\$0	\$0	\$0	\$0
Other Financing Sources	\$0	\$0	\$0	\$0
<b>Total Revenue</b>	<b>\$0</b>	<b>\$0</b>	<b>\$0</b>	<b>\$0</b>
Salaries and Benefits	\$100,000	\$100,000	\$0	\$0
Services and Supplies	\$23,229	\$70,841	\$129,373	\$129,373
Other Charges	\$14,249	\$16,670	\$11,260	\$11,260
Fixed Assets	\$0	\$0	\$0	\$0
Other Financing Uses	\$0	\$0	\$0	\$0
Equity	\$0	\$0	\$0	\$0
Intrafund	\$0	\$0	\$0	\$0
Contingencies	\$0	\$0	\$0	\$0
<b>Gross Costs</b>	<b>\$137,478</b>	<b>\$187,511</b>	<b>\$140,633</b>	<b>\$140,633</b>
Fund Balance	\$0	\$0	\$0	\$0
<b>Net County Cost</b>	<b>\$137,478</b>	<b>\$187,511</b>	<b>\$140,633</b>	<b>\$140,633</b>

**PROGRAM DISCUSSION**

At this proposed level of funding, the Department can maintain the following anticipated expenses:

- ◆ \$79,373 charges for reinvestment opportunities for reserve funds and professional services necessary for public financings;
- ◆ \$50,000 for financial advisor charges; and
- ◆ \$11,260 for commercial insurance.

**STAFFING IMPACTS**

Total current authorized positions— 0



## **RECOMMENDED PROPOSED BUDGET**

It is recommended that a budget of \$140,633 be approved for the Chief Executive Office- Capital Improvement Finance Authority budget, funded from the General Fund. The net county cost contribution for this budget was reduced 25% or \$46,878 from the Fiscal Year 2010-2011 Adopted Final Budget level. At this level of funding the Department achieves the County's targeted 25% reduction by prioritizing costs related to the County's financing initiatives.

**STANISLAUS COUNTY, CALIFORNIA**  
**Budget Year 2011-2012**  
**FISCAL GENERAL SERVICES**  
**Property Management**



**CHIEF EXECUTIVE OFFICE—COUNTY FACILITIES**

Budget Unit 0100 0016091  
 General Fund

**SERVICES PROVIDED**

The County Facilities budget provides funding for minor facility improvements and costs associated with maintaining certain County property.

<b>Chief Executive Office - County Facilities</b>				
<b>Classification</b>	<b>2009-2010 Actual</b>	<b>2010-2011 Adopted Budget</b>	<b>2011-2012 Requested Proposed Budget</b>	<b>2011-2012 Recommended Proposed Budget</b>
Taxes	\$0	\$0	\$0	\$0
Licenses, Permits, Franchises	\$0	\$0	\$0	\$0
Fines, Forfeitures, Penalties	\$0	\$0	\$0	\$0
Revenue from use of Assets	\$3,800	\$0	\$2,400	\$2,400
Intergovernmental Revenue	\$0	\$0	\$0	\$0
Charges for Service	\$0	\$0	\$0	\$0
Miscellaneous Revenue	\$0	\$0	\$1,600	\$1,600
Other Financing Sources	\$0	\$0	\$0	\$0
<b>Total Revenue</b>	<b>\$3,800</b>	<b>\$0</b>	<b>\$4,000</b>	<b>\$4,000</b>
Salaries and Benefits	\$0	\$0	\$0	\$0
Services and Supplies	\$40,095	\$68,252	\$26,892	\$26,892
Other Charges	\$8,824	\$23,840	\$205,590	\$205,590
Fixed Assets	\$0	\$0	\$0	\$0
Other Financing Uses	\$0	\$0	\$0	\$0
Equity	\$0	\$0	\$0	\$0
Intrafund	\$200,009	\$276,070	\$141,640	\$141,640
Contingencies	\$0	\$0	\$0	\$0
<b>Gross Costs</b>	<b>\$248,928</b>	<b>\$368,162</b>	<b>\$374,122</b>	<b>\$374,122</b>
Fund Balance	\$0	\$0	\$0	\$0
<b>Net County Cost</b>	<b>\$245,128</b>	<b>\$368,162</b>	<b>\$370,122</b>	<b>\$370,122</b>

**PROGRAM DISCUSSION**

At this proposed level of funding will provide for security at County Center III; telecommunications and internet service for the United Community Center in Grayson; pest control, utilities, building and preventive maintenance and janitorial costs for the Ray Simon Regional Training Center, the Keyes Community Center, Finch Road Animal Services Facility, the 12<sup>th</sup> Street Parking Garage, the Law Library and Mancini Hall; and for other County facility-related expenses.

**STAFFING IMPACTS**

Total current authorized positions— 0

## **RECOMMENDED PROPOSED BUDGET**

It is recommended that a budget of \$374,122 be approved for the Chief Executive Office – County Facilities budget. The net county cost contribution for this budget was originally reduced approximately 25 % or \$92,041 from the Fiscal Year 2010-2011 Adopted Final Budget level, however, this budget has a recommended offsetting increase in appropriations of \$93,886 that were previously included in the General Services Agency Facilities Maintenance budget for 12<sup>th</sup> Street Parking Garage county facility charges such as utilities, building and preventative maintenance and janitorial costs for General Fund departments including the District Attorney. The transfer of revenue will ensure that ongoing operational costs required to operate the facility will be maintained at minimum levels. At this level of funding the Department achieves its revenue reduction by prioritizing minor facility improvements and costs associated with maintaining County property. This budget is funded from \$4,000 in departmental revenue and a \$370,122 contribution from the General Fund.

**STANISLAUS COUNTY, CALIFORNIA**  
**Budget Year 2011-2012**



**FISCAL GENERAL SERVICES**  
**Transportation Terminals**

**CHIEF EXECUTIVE OFFICE—CROWS LANDING AIR FACILITY**

Budget Unit 0100 0016046  
 General Fund

**SERVICES PROVIDED**

The Crows Landing Air Facility budget provides funding for security, general liability, and master planning of the air facility acquired from the Federal government in late 2004. The Chief Executive Office currently manages an agricultural lease agreement of approximately 1,112 acres. Lease revenue is a significant component to the progressive and on-going planning of this development project. A security contract with local law enforcement is also in place for patrol services.

<b>Chief Executive Office - Crows Landing Air Facility</b>				
<b>Classification</b>	<b>2009-2010 Actual</b>	<b>2010-2011 Adopted Budget</b>	<b>2011-2012 Requested Proposed Budget</b>	<b>2011-2012 Recommended Proposed Budget</b>
Taxes	\$0	\$0	\$0	\$0
Licenses, Permits, Franchises	\$0	\$0	\$0	\$0
Fines, Forfeitures, Penalties	\$0	\$0	\$0	\$0
Revenue from use of Assets	\$317,759	\$277,273	\$90,968	\$90,968
Intergovernmental Revenue	\$0	\$0	\$0	\$0
Charges for Service	\$750	\$0	\$0	\$0
Miscellaneous Revenue	\$0	\$0	\$0	\$0
Other Financing Sources	\$0	\$0	\$0	\$0
<b>Total Revenue</b>	<b>\$318,509</b>	<b>\$277,273</b>	<b>\$90,968</b>	<b>\$90,968</b>
Salaries and Benefits	\$0	\$0	\$0	\$0
Services and Supplies	\$107,853	\$277,273	\$90,968	\$90,968
Other Charges	\$0	\$0	\$0	\$0
Fixed Assets	\$0	\$0	\$0	\$0
Other Financing Uses	\$0	\$0	\$0	\$0
Equity	\$0	\$0	\$0	\$0
Intrafund	\$3,353	\$0	\$0	\$0
Contingencies	\$0	\$0	\$0	\$0
<b>Gross Costs</b>	<b>\$111,206</b>	<b>\$277,273</b>	<b>\$90,968</b>	<b>\$90,968</b>
Fund Balance	\$0	\$0	\$0	\$0
<b>Net County Cost</b>	<b>(\$207,303)</b>	<b>\$0</b>	<b>\$0</b>	<b>\$0</b>

**PROGRAM DISCUSSION**

At this proposed level of funding, the Chief Executive Office will continue to advance the Crows Landing Air Facility development project. The primary emphasis of this economic development project continues to be future job creation opportunities as appropriate based on economic conditions. The Chief Executive Office will continue to provide on-going support to the property management oversight of the agricultural lease and security contract. The current three year agricultural lease between Stanislaus County and Melvin T. Wheeler and Sons was entered into in November 2010 and the initial year was dedicated to restoring the agricultural viability of the property. The existing security contract with the Sheriff's Department will expire in November 2014.

On March 8, 2011, the Board of Supervisors accepted an update and status report of the PCCP West Park Development Project and considered a revised project description and approved next steps. PCCP West Park, Master Developer, was authorized an additional 15 months to complete the

preparation of the Environmental Impact Analysis, Specific Plan and Draft Disposition and Development Agreement based upon the revised project description now consisting of a footprint of 2,796 total acres with the potential to create 17,000 jobs at build out.

**STAFFING IMPACTS**

Total current authorized positions—0

**RECOMMENDED PROPOSED BUDGET**

It is recommended that a budget of \$90,968 be approved for the Chief Executive Office – Crows Landing Air Facility. This budget is funded from \$90,968 in departmental revenue through an agricultural lease on the property.

**STANISLAUS COUNTY, CALIFORNIA**  
**Budget Year 2011-2012**  
**FISCAL GENERAL SERVICES**  
**Legislative/Administrative**



**CHIEF EXECUTIVE OFFICE—DEBT SERVICE**

Budget Unit 0100 0016081  
 General Fund

**SERVICES PROVIDED**

This budget provides funding for County debt obligations. Gross debt obligations for Budget Year 2011-2012 total \$11,466,218 offset by \$209,189 of estimated earnings for a net debt service of \$11,257,029.

The following chart reflects the debt service obligations for Budget Year 2011-2012, including offsetting revenue. Some revenue is reflected as negative expenditures in the Schedule 9 at the end of this section, since it is revenue from sources that are within the General Fund.

2011-2012 Debt Service							
Certificate of Participation	Description	Pay off Date	Gross Debt	Earnings/ Money Held With Trustee	Legal Budget Appropriations/ Net Debt Obligation	Budget Offsetting Revenue	Total Net Debt Obligation
1997 B	Kitchen/Laundry at the Sheriff's Public Safety Center	June 2012	\$ 919,232	\$ 5,669	\$ 913,563	\$ 913,563	\$ -
1997 B	CHAFFA (California Health Facilities Financing Authority)	June 2012	\$ 133,360	\$ 822	\$ 132,538	\$ 25,390	\$ 107,148
1997 B	1021 I Street - Facility for Public Defender, Clerk-Recorder & Grand Jury	June 2012	\$ 323,899	\$ 1,998	\$ 321,901	\$ 321,901	\$ -
1998 A	Public Administration Center (10th Street Place)	Sept 2018	\$ 1,759,913	\$ 101,444	\$ 1,658,469	\$ 813,019	\$ 845,450
2004 A	Gallo Center for the Arts	Aug 2025	\$ 1,111,439	\$ 11,262	\$ 1,100,177	\$ -	\$ 1,100,177
2004 B	12th Street Office & Parking Garage	Aug 2025	\$ 1,381,120	\$ 14,056	\$ 1,367,064	\$ 589,511	\$ 777,553
2004 B	Salida Library	Aug 2025	\$ 602,393	\$ 6,131	\$ 596,262	\$ 596,262	\$ -
2007 A	Community Services Facility	May 2018	\$ 2,191,847	\$ 29,945	\$ 2,161,902	\$1,592,240	\$ 569,662
2007 A	Public Safety Center	May 2018	\$ 1,014,744	\$ 13,863	\$ 1,000,881	\$ 828,173	\$ 172,708
2007 A	Minimum Security Facility	May 2018	\$ 405,898	\$ 5,545	\$ 400,353	\$ -	\$ 400,353
2007 A	Sheriff Operations Center	May 2018	\$ 446,487	\$ 6,100	\$ 440,387	\$ -	\$ 440,387
2007 A	Ag Center & Training Center	May 2018	\$ 904,311	\$ 12,354	\$ 891,957	\$ 389,955	\$ 502,002
	<b>Total</b>		<b>\$ 11,194,643</b>	<b>\$ 209,189</b>	<b>\$ 10,985,454</b>	<b>\$ 6,070,014</b>	<b>\$ 4,915,440</b>
2006 Tobacco Endowment Fund	Animal Services Facility County	June 2035	\$ 101,357	\$ -	\$ 101,357	\$ -	\$ 101,357
2006 Tobacco Endowment Fund	Animal Services Facility City of Modesto	June 2035	\$ 170,218	\$ -	\$ 170,218	\$ -	\$ 170,218
	<b>Total</b>		<b>\$ 11,466,218</b>	<b>\$ 209,189</b>	<b>\$ 11,257,029</b>	<b>\$ 6,070,014</b>	<b>\$ 5,187,015</b>

The following chart reflects each Certificate of Participation (COP) by activity, the interest rate as a percent, the original date of issuance, the date of maturity, the original amount borrowed, the balance as of June 30, 2011, the current debt obligations for Stanislaus County for Budget Year 2011-2012, and the remaining balance to maturity once the debt obligation payments are posted during the budget year.

	Interest Rate %	Date of Issue	Maturity	Original Borrowing	Balance to Maturity as of June 30, 2011	2011-2012 Debt Obligation Principal	2011-2012 Debt Obligation Interest	Remaining Balance to Maturity
<b>GOVERNMENTAL ACTIVITIES</b>								
1997 Series B Refunding Kitchen/Laundry at the Sheriff's Public Safety Center	3.75-5.00	12/16/1997	6/1/2012	\$9,265,108	\$1,311,758	\$1,311,758	\$65,588	\$0
1998 Series A Public Administration Center 10th Street Place	3.75-4.75	3/1/1998	9/1/2018	\$22,160,000	\$11,585,000	\$1,220,000	\$539,913	\$10,365,000
2004 Series A Gallo Center for the Arts	1.63-4.38	3/26/2004	9/1/2025	\$15,340,000	\$12,345,000	\$640,000	\$471,439	\$11,705,000
2004 Series B 12th Street Office & Parking Garage, Nick W. Blom Salida Regional Library	1.63-4.38	3/26/2004	9/1/2025	\$27,455,000	\$22,085,000	\$1,140,000	\$843,512	\$20,945,000
2007 Series A Refunding Community Services Facility, Public Safety Center, Minimum Security Facility, Sheriff Operations Center, Agricultural Center, Ray Simon Training Center	3.65-5.75	2/1/2007	5/1/2018	\$40,540,000	\$27,450,000	\$3,700,000	\$1,263,288	\$23,750,000
<b>TOTAL GOVERNMENTAL ACTIVITIES:</b>				<b>\$114,760,108</b>	<b>\$74,776,758</b>	<b>\$8,011,758</b>	<b>\$3,183,740</b>	<b>\$66,765,000</b>
<b>BUSINESS TYPE ACTIVITIES:</b>								
1997 Series B Refunding California Health Facilities Financing Authority (CHAFFA)	3.75-5.00	12/16/1997	6/1/2012	\$1,364,892	\$193,242	\$193,242	\$9,662	\$0
<b>Total</b>				<b>\$116,125,000</b>	<b>\$74,970,000</b>	<b>\$8,205,000</b>	<b>\$3,193,402</b>	<b>\$66,765,000</b>

<b>Chief Executive Office - Debt Service</b>				
<b>Classification</b>	<b>2009-2010 Actual</b>	<b>2010-2011 Adopted Budget</b>	<b>2011-2012 Requested Proposed Budget</b>	<b>2011-2012 Recommended Proposed Budget</b>
Taxes	\$0	\$0	\$0	\$0
Licenses, Permits, Franchises	\$0	\$0	\$0	\$0
Fines, Forfeitures, Penalties	\$0	\$0	\$0	\$0
Revenue from use of Assets	\$404,881	\$435,463	\$439,496	\$439,496
Intergovernmental Revenue	\$0	\$0	\$0	\$0
Charges for Service	\$1,798,749	\$1,682,080	\$1,592,240	\$1,592,240
Miscellaneous Revenue	\$0	\$0	\$938,953	\$938,953
Other Financing Sources	\$2,684,488	\$2,628,906	\$2,673,454	\$2,673,454
<b>Total Revenue</b>	<b>\$4,888,118</b>	<b>\$4,746,449</b>	<b>\$5,644,143</b>	<b>\$5,644,143</b>
Salaries and Benefits	\$0	\$0	\$0	\$0
Services and Supplies	\$0	\$0	\$0	\$0
Other Charges	\$0	\$0	\$0	\$0
Fixed Assets	\$0	\$0	\$0	\$0
Other Financing Uses	\$10,691,348	\$10,813,013	\$11,257,029	\$11,257,029
Equity	\$0	\$0	\$0	\$0
Intrafund	(\$669,341)	(\$425,563)	(\$425,871)	(\$425,871)
Contingencies	\$0	\$0	\$0	\$0
<b>Gross Costs</b>	<b>\$10,022,007</b>	<b>\$10,387,450</b>	<b>\$10,831,158</b>	<b>\$10,831,158</b>
<b>Fund Balance</b>	<b>\$0</b>	<b>\$0</b>	<b>\$0</b>	<b>\$0</b>
<b>Net County Cost</b>	<b>\$5,133,889</b>	<b>\$5,641,001</b>	<b>\$5,187,015</b>	<b>\$5,187,015</b>

## PROGRAM DISCUSSION

At this proposed level of funding, the County will fund the annual net debt service obligation in Budget Year 2011-2012. The County of Stanislaus debt is primarily in the form of Certificates of Participation (COP). Created in conjunction with lease agreements, which encumber County-owned property, COPs are securities issued and marketed to investors in a manner similar to tax-exempt bonds. In a COP transaction, the County enters into an agreement with a third party, the Stanislaus County Capital Improvements Financing Authority, to lease an asset (normally a building) over a specific period of time at a predetermined total cost. The asset, owned by the County and leased to the Finance Authority, is then subleased back to the County. In this transaction the Finance Authority sells certificates in order to make its total lease payment to the County at the beginning of the lease period. With that lump sum (advance) lease payment the County then builds or buys the property.

The annual debt service for the 1997B COP will be paid off during Budget Year 2011-2012. The Trustee has indicated that the reserve account may be used to offset the final debt payment scheduled for June 2012. Currently, the required balance for the reserve account is \$1,063,000. Of the total amount available, approximately 87% will be used to offset the General Fund's portion of the scheduled debt payment. The remaining 13% for the California Health Facilities Financing Authority portion of the 1997B COP will be applied to the portion of the debt serviced by the Health Services Agency.

On October 27, 2009, Stanislaus County entered into a Joint Powers Agency Agreement for Animal Services with the Cities of Modesto, Ceres, Hughson, Patterson and Waterford. The agreement outlines the process that will be followed regarding the debt service payments to repay the County over 25 years for the cost of the construction for the new Thomas W. Mayfield Regional Animal Services Facility. The payment share for the County and partnering cities is based on the average intake percentage over the past three fiscal years. The detail of the partner's share and the payment time line is stated in the Joint Powers Agency Agreement. Intake percentages as received from the Joint Powers Agency Director for fiscal year 2007-2008, 2008-2009 and 2009-2010 are as follows:



<b>JPA Partner</b>	<b>2007-2008 Intake</b>	<b>2008-2009 Intake</b>	<b>2009-2010 Intake</b>	<b>Average Percentage</b>
Stanislaus County	43.2%	37.5%	40.9%	40.5%
City of Modesto	41%	45.7%	41.9%	42.9%
City of Ceres	11%	11%	11.2%	11.1%
City of Patterson	2.3%	2.8%	2.7%	2.6%
City of Waterford	1.3%	1.7%	2.1%	1.7%
City of Hughson	1.2%	1.3%	1.2%	1.2%

The County financed the project using funds from the County's 2006 Tobacco Endowment Fund. The new shelter was completed on time and under the approved budget of \$8.4 million. This financing represented the lowest cost option. Each partner's proportion of capitalized costs is fixed and will include the respective share for interest expense. Both amounts are based upon the average animal intake into the shelter for the past three fiscal years.

In a separate Memorandum of Understanding (MOU) between the County and City of Modesto related to the disposition of the Animal Services Facility at Finch Road in Modesto, California, the County and the City of Modesto established a 25 year debt service repayment schedule for the repayment to the County for the cost of construction of the new Thomas W. Mayfield Regional Animal Services Facility at Cornucopia Way. The terms provide for; the County to pay 100% of the City's year one debt service costs in years one and two; 75% in year three; 50% in year four; and 25% in year five. Beginning in year six, the City of Modesto will pay 100% of the City's debt service payment obligation. The County and partner cities will begin repayment of year one debt service in Budget Year 2011-2012.

#### **STAFFING IMPACTS**

Total current authorized positions— 0

#### **RECOMMENDED PROPOSED BUDGET**

It is recommended that a budget of \$10,831,158 be approved for the Chief Executive Office – Debt Service budget, funded by \$2,031,736 in revenue from building rent, \$350,000 in revenue from the Criminal Justice Facilities fund, \$2,323,454 in Public Facilities Fees revenue, reserve account revenue held with the trustee of \$938,953 to offset the final debt payment for the 1997B COP, and a \$5,187,015 contribution from the General Fund. This budget did not receive a reduction in General Fund revenue because County debt service is a legal obligation for repayment of the debt.

**STANISLAUS COUNTY, CALIFORNIA**  
**Budget Year 2011-2012**  
**FISCAL GENERAL SERVICES**  
**Other General**



**CHIEF EXECUTIVE OFFICE—GENERAL FUND CONTRIBUTION TO OTHER PROGRAMS**

Budget Unit 0100 0016401  
 General Fund

**SERVICES PROVIDED**

The Chief Executive Office – General Fund Contribution to Other Programs budget has been established to fund those programs for which no State or Federal mandate exists. These programs have a General Fund contribution as a result of a Board of Supervisors’ policy decision or contractual obligation. This budget also includes payments to outside agencies. These programs were previously funded through the General Fund Match and Support budget.

<b>Chief Executive Office - General Fund Contribution to Other Programs</b>				
<b>Classification</b>	<b>2009-2010 Actual</b>	<b>2010-2011 Adopted Budget</b>	<b>2011-2012 Requested Proposed Budget</b>	<b>2011-2012 Recommended Proposed Budget</b>
Taxes	\$0	\$0	\$0	\$0
Licenses, Permits, Franchises	\$0	\$0	\$0	\$0
Fines, Forfeitures, Penalties	\$0	\$0	\$0	\$0
Revenue from use of Assets	\$0	\$0	\$0	\$0
Intergovernmental Revenue	\$0	\$0	\$0	\$0
Charges for Service	\$0	\$0	\$0	\$0
Miscellaneous Revenue	\$0	\$0	\$0	\$0
Other Financing Sources	\$0	\$0	\$0	\$0
<b>Total Revenue</b>	<b>\$0</b>	<b>\$0</b>	<b>\$0</b>	<b>\$0</b>
Salaries and Benefits	\$0	\$0	\$0	\$0
Services and Supplies	\$0	\$0	\$0	\$0
Other Charges	\$0	\$2,777,962	\$2,770,038	\$2,770,038
Fixed Assets	\$0	\$0	\$0	\$0
Other Financing Uses	\$0	\$4,555,263	\$4,066,315	\$4,066,315
Equity	\$0	\$0	\$0	\$0
Intrafund	\$0	\$0	\$0	\$0
Contingencies	\$0	\$0	\$0	\$0
<b>Gross Costs</b>	<b>\$0</b>	<b>\$7,333,225</b>	<b>\$6,836,353</b>	<b>\$6,836,353</b>
<b>Fund Balance</b>	<b>\$0</b>	<b>\$0</b>	<b>\$0</b>	<b>\$0</b>
<b>Net County Cost</b>	<b>\$0</b>	<b>\$7,333,225</b>	<b>\$6,836,353</b>	<b>\$6,836,353</b>

**PROGRAM DISCUSSION**

Funding for County Match has been separated into two legal budgets, General Fund Contributions to Other Programs budget and Mandated County Match budget. Programs that receive General Fund funding based on contractual obligations and Board of Supervisor policy decisions, and contributions to outside agencies are included in the Chief Executive Office – General Fund Contributions to Other Programs. As part of the Budget Strategy, only mandated programs, programs that carry a contractual obligation, or are based on policy decisions by the Board of Supervisors will be funded. This has completely eliminated General Fund contributions in this budget for the Behavioral Health and Recovery Services (BHRS) Employee Assistance program, the BHRS Managed Care program, the BHRS Stanislaus Recovery Center, and the Environmental Resources Abandoned Vehicle program.

Funding for those programs that have a State or Federal requirement for local dollars as match or maintenance of effort, in order to receive State and Federal funding, are in the Mandated County Match budget.

General Fund contributions for the various departments and programs supported by this budget are listed on the following chart.

<b>RECOMMENDED PROPOSED BUDGET - BUDGET YEAR 2011-2012</b>		
<b>Fund/Department</b>	<b>2010-2011 Adopted Final Budget</b>	<b>Recommended Proposed Budget</b>
Area Agency on Aging	\$ 292,922	\$ 292,922
BHRS Employee Assistance	67,934	0
BHRS Managed Care	22,626	0
BHRS Stanislaus Recovery Center	394,603	0
CEO Countywide Fire Services	264,810	622,304
CEO DOJ Alcohol & Drug	55,543	55,543
DA Real Estate Fraud	180,135	153,115
DA Vertical Prosecution Block Grant	103,807	103,807
DA Victim Witness	3,328	3,328
Environmental Resources	520,323	416,258
ER Abandoned Vehicle Program	19,419	0
GSA 12th St Office Building	14,046	14,045
HSA Deficit Repayment	1,913,182	1,913,182
Library	702,585	491,810
Stanislaus Animal Services Agency	1,374,445	1,374,445
Law Library	52,823	44,900
Local Area Formation Commission	182,271	182,271
North McHenry Tax Sharing	1,163,816	1,163,816
Stanislaus Council of Governments	4,607	4,607
<b>Other General Fund Contributions Total</b>	<b>\$ 7,333,225</b>	<b>\$ 6,836,353</b>

### STAFFING IMPACTS

Total current authorized positions— 0

### RECOMMENDED PROPOSED BUDGET

It is recommended that a budget of \$6,836,353 be approved for the Chief Executive Office – General Fund Contribution to Other Programs budget. The County had a 11% reduction in General Fund contributions, exempting contributions made to outside agencies.

**STANISLAUS COUNTY, CALIFORNIA**  
**Budget Year 2011-2012**  
**FISCAL GENERAL SERVICES**  
**Other General**



**CHIEF EXECUTIVE OFFICE—GENERAL FUND MATCH VEHICLE LICENSE FEE**

Budget Unit 0100 0016051  
 General Fund

**SERVICES PROVIDED**

This budget receives and distributes Vehicle License Fee realignment revenue and is used to fund County Public Health, Mental Health and Social Service programs. This revenue constitutes forty percent (40%) of the Realignment Trust and is a major funding source for County health programs. Vehicle License Fee General Fund monies received by the County are transferred to the programs within the Realignment Health Trust Funds.

Public Health Realignment Funds are apportioned according to the following percentages set by the Board of Supervisors policy: Indigent Health Care Program – 64%, Public Health – 26%, Environmental Resources – 6%, and Clinic and Ancillary Services – 4%.

<b>Chief Executive Office - General Fund Match - VLF</b>				
<b>Classification</b>	<b>2009-2010 Actual</b>	<b>2010-2011 Adopted Budget</b>	<b>2011-2012 Requested Proposed Budget</b>	<b>2011-2012 Recommended Proposed Budget</b>
Taxes	\$0	\$0	\$0	\$0
Licenses, Permits, Franchises	\$0	\$0	\$0	\$0
Fines, Forfeitures, Penalties	\$0	\$0	\$0	\$0
Revenue from use of Assets	\$0	\$0	\$0	\$0
Intergovernmental Revenue	\$17,100,569	\$18,110,775	\$17,100,569	\$17,100,569
Charges for Service	\$0	\$0	\$0	\$0
Miscellaneous Revenue	\$0	\$0	\$0	\$0
Other Financing Sources	\$0	\$0	\$0	\$0
<b>Total Revenue</b>	<b>\$17,100,569</b>	<b>\$18,110,775</b>	<b>\$17,100,569</b>	<b>\$17,100,569</b>
Salaries and Benefits	\$0	\$0	\$0	\$0
Services and Supplies	\$0	\$0	\$0	\$0
Other Charges	\$0	\$0	\$0	\$0
Fixed Assets	\$0	\$0	\$0	\$0
Other Financing Uses	\$17,100,569	\$18,110,775	\$17,100,569	\$17,100,569
Equity	\$0	\$0	\$0	\$0
Intrafund	\$0	\$0	\$0	\$0
Contingencies	\$0	\$0	\$0	\$0
<b>Gross Costs</b>	<b>\$17,100,569</b>	<b>\$18,110,775</b>	<b>\$17,100,569</b>	<b>\$17,100,569</b>
Fund Balance	\$0	\$0	\$0	\$0
<b>Net County Cost</b>	<b>\$0</b>	<b>\$0</b>	<b>\$0</b>	<b>\$0</b>

**PROGRAM DISCUSSION**

At the proposed level of funding, the Department will continue to distribute Vehicle License Fee realignment revenue in support of the required distribution guidelines for health, mental health and social services programs. It is noted that Vehicle License Fees revenue is estimated to continue to decrease approximately 5% from the 2010-2011 Final Budget.

**STAFFING IMPACTS**

Total current authorized positions— 0

**RECOMMENDED PROPOSED BUDGET**

It is recommended that a budget of \$17,100,569 be approved for the Chief Executive Office – General Fund Match Vehicle License Fee budget. This budget is funded entirely through Vehicle License Fees collected by the State.

**STANISLAUS COUNTY, CALIFORNIA**  
**Budget Year 2011-2012**  
**FISCAL GENERAL SERVICES**  
**Other General**



**CHIEF EXECUTIVE OFFICE—MANDATED COUNTY MATCH**

Budget Unit 0100 0016061  
 General Fund

**SERVICES PROVIDED**

The Chief Executive Office – Mandated Match Budget contains local funds used to leverage Federal and State funding for a variety of programs and functions that have a mandated match or maintenance of effort requirement.

<b>Chief Executive Office - Mandated County Match</b>				
<b>Classification</b>	<b>2009-2010 Actual</b>	<b>2010-2011 Adopted Budget</b>	<b>2011-2012 Requested Proposed Budget</b>	<b>2011-2012 Recommended Proposed Budget</b>
Taxes	\$0	\$0	\$0	\$0
Licenses, Permits, Franchises	\$0	\$0	\$0	\$0
Fines, Forfeitures, Penalties	\$0	\$0	\$0	\$0
Revenue from use of Assets	\$0	\$0	\$0	\$0
Intergovernmental Revenue	\$0	\$0	\$0	\$0
Charges for Service	\$0	\$0	\$0	\$0
Miscellaneous Revenue	\$0	\$0	\$0	\$0
Other Financing Sources	\$0	\$0	\$0	\$0
<b>Total Revenue</b>	<b>\$0</b>	<b>\$0</b>	<b>\$0</b>	<b>\$0</b>
Salaries and Benefits	\$0	\$0	\$0	\$0
Services and Supplies	\$0	\$0	\$0	\$0
Other Charges	\$1,133,671	\$0	\$0	\$0
Fixed Assets	\$0	\$0	\$0	\$0
Other Financing Uses	\$20,263,040	\$15,548,442	\$16,407,044	\$16,407,044
Equity	\$0	\$0	\$0	\$0
Intrafund	\$0	\$0	\$0	\$0
Contingencies	\$0	\$1,509,633	\$2,931,393	\$2,931,393
<b>Gross Costs</b>	<b>\$21,396,711</b>	<b>\$17,058,075</b>	<b>\$19,338,437</b>	<b>\$19,338,437</b>
<b>Fund Balance</b>	<b>\$0</b>	<b>\$0</b>	<b>\$0</b>	<b>\$0</b>
<b>Net County Cost</b>	<b>\$21,396,711</b>	<b>\$17,058,075</b>	<b>\$19,338,437</b>	<b>\$19,338,437</b>

**PROGRAM DISCUSSION**

The General Fund revenue allocation for County Match has been separated into two budgets. The Mandated County Match budget includes funding for those programs that have a State or Federal requirement for local dollars as match or maintenance of effort, in order to receive State and Federal funding. In addition, a contingency amount of \$2,931,393 has been added to this budget for current and future exposures caused by State or Federal budget actions, reductions in realignment revenue and further economic downturns.

Funding for programs that receive General Fund revenue based on contractual obligations and Board of Supervisor policy decisions, and contributions to outside agencies, are in the General Fund Contributions to Other Programs budget

The Mandated County Match amounts for the various departments and programs supported by the General Fund are listed on the following chart:

<b>RECOMMENDED PROPOSED BUDGET - BUDGET YEAR 2011-2012</b>				
<b>Fund/Department</b>	<b>2010-2011 Adopted Final Budget</b>	<b>Requested Proposed Budget</b>	<b>Recommended Adjustments</b>	<b>Recommended Proposed Budget</b>
BHRS Alcohol & Drug	\$ 57,006	\$ 57,006	\$0	\$ 57,006
BHRS Mental Health	743,999	825,359	0	825,359
BHRS Public Guardian	576,577	576,577	0	576,577
CSA Aid to Children SED	238,238	0	0	0
CSA General assistance	751,204	751,204	0	751,204
CSA IHSS Provider wages	1,954,262	1,954,262	0	1,954,262
CSA PA benefits	90,237	90,237	0	90,237
CSA Public Economic Asst	2,378,151	2,378,151	0	2,378,151
CSA Services & Support	3,404,289	3,404,289	0	3,404,289
HSA Clinics & Ancillary Services	2,741,977	3,713,397	0	3,713,397
HSA Indigent Health Care	1,852,087	1,852,087	0	1,852,087
HSA Public Health	760,415	804,475	0	804,475
County Match Contingency	1,509,633	2,931,393	0	2,931,393
<b>Mandated County Match Total</b>	<b>\$ 17,058,075</b>	<b>\$ 19,338,437</b>	<b>\$0</b>	<b>\$ 19,338,437</b>

### **STAFFING IMPACTS**

Total current authorized positions— 0

### **RECOMMENDED PROPOSED BUDGET**

It is recommended that a budget of \$19,338,437 be approved for the Chief Executive Office – Mandated County Match budget, funded from the General Fund. Additionally, this budget includes \$2,931,393 for County Match contingencies, which is used to offset the additional need in the mandated match programs.

**STANISLAUS COUNTY, CALIFORNIA**  
**Budget Year 2011-2012**  
**FISCAL GENERAL SERVICES**  
**Plant Acquisition**



**CHIEF EXECUTIVE OFFICE—PLANT ACQUISITION**

Budget Unit 0100 0016031  
 General Fund

**SERVICES PROVIDED**

The Plant Acquisition Budget provides funding for the acquisition, repair, and remodel of existing and new County facilities.

<b>Chief Executive Office - Plant Acquisition</b>				
<b>Classification</b>	<b>2009-2010 Actual</b>	<b>2010-2011 Adopted Budget</b>	<b>2011-2012 Requested Proposed Budget</b>	<b>2011-2012 Recommended Proposed Budget</b>
Taxes	\$0	\$0	\$0	\$0
Licenses, Permits, Franchises	\$0	\$0	\$0	\$0
Fines, Forfeitures, Penalties	\$0	\$0	\$0	\$0
Revenue from use of Assets	\$0	\$0	\$0	\$0
Intergovernmental Revenue	\$0	\$0	\$0	\$0
Charges for Service	\$0	\$0	\$0	\$0
Miscellaneous Revenue	\$0	\$0	\$0	\$0
Other Financing Sources	\$27,818	\$0	\$0	\$0
<b>Total Revenue</b>	<b>\$27,818</b>	<b>\$0</b>	<b>\$0</b>	<b>\$0</b>
Salaries and Benefits	\$39,764	\$50,000	\$50,000	\$50,000
Services and Supplies	\$147,476	\$834,466	\$833,045	\$833,045
Other Charges	\$131,211	\$5,040	\$7,510	\$7,510
Fixed Assets				
Buildings & Improvements	\$25,541	\$100,000	\$0	\$0
Other Financing Uses	\$1,115,504	\$0	\$0	\$0
Equity	\$0	\$0	\$0	\$0
Intrafund	\$13,287	\$0	\$0	\$0
Contingencies	\$0	\$0	\$0	\$0
<b>Gross Costs</b>	<b>\$1,472,783</b>	<b>\$989,506</b>	<b>\$890,555</b>	<b>\$890,555</b>
<b>Fund Balance</b>	<b>\$0</b>	<b>\$0</b>	<b>\$0</b>	<b>\$0</b>
<b>Net County Cost</b>	<b>\$1,444,965</b>	<b>\$989,506</b>	<b>\$890,555</b>	<b>\$890,555</b>

**PROGRAM DISCUSSION**

At the proposed level of funding, the Department will prioritize the acquisition, repair, and remodel of existing and new County facilities. During the Recommended Proposed Budget preparation, staff from the Chief Executive Office and the General Services Agency Facilities Maintenance Division met to prioritize funding for several critical deferred maintenance projects funded in the Chief Executive Office Plant Acquisition budget. As the building inventory throughout the county continues to age, staff have identified that various buildings in the inventory are in need of critical repairs and maintenance including, repair or replacement of the Heating, Ventilation, and Air Conditioning (HVAC) systems, chiller systems, boiler systems, and roof repairs and/or replacement. Given the availability of funding, the Department has identified unmet needs in the range of \$500,000 to \$1.0 million in Budget Year 2011-2012 to begin to address several of these critical maintenance needs.



**The current level of funding will provide for the following anticipated expenditures:**

1. \$500,000 for deferred maintenance for County facilities including but not limited to the Juvenile Jail System Justice Center roof repairs; the 11th Street Chiller Project, 11<sup>th</sup> Street Elevator Modernization Project; 11<sup>th</sup> Street Storefront ADA Retrofit Project; and Agriculture Center Water Treatment Project.
2. \$200,000 for safety-related improvements within County Facilities;
3. \$50,000 for personal services salaries;
4. \$140,055 for services and supplies including postage, outside printing, professional services including legal services, code required testing; publications and legal notices; and other miscellaneous charges such as messenger services

**STAFFING IMPACTS**

Total current authorized positions— 0

**RECOMMENDED PROPOSED BUDGET**

It is recommended that a budget of \$890,555 be approved for the Chief Executive Office – Plant Acquisition budget. The net county cost contribution for this budget was reduced 10% or \$98,951 from the Fiscal Year 2010-2011 Adopted Final Budget level. At this level of funding the Department achieves its revenue reduction by prioritizing funding for the acquisition, repair, and remodel of existing and new County facilities. It is recommended to review this critical need ranging from \$500,000 to \$1.0 million unmet need as part of the 2011-2012 mid-year financial review process.

**STANISLAUS COUNTY, CALIFORNIA**  
**Budget Year 2011-2012**  
**FISCAL GENERAL SERVICES**  
**Other General**



**CHIEF EXECUTIVE OFFICE—RISK MANAGEMENT DIVISION**  
**DENTAL SELF-INSURANCE**

Budget Unit 5101 0018101  
 Internal Service Fund

**SERVICES PROVIDED**

The Dental Self-Insurance budget provides for dental benefits and services for approximately 3,477 full-time County employees and their families, and 66 employees in special districts. The claims administration for the County's self-insured dental program will continue to be provided by Delta Dental.

**CASH BALANCE**

As of July 1, 2011, the Dental Self-Insurance Fund is projected to have a positive cash balance of \$1,308,862 compared to the July 1, 2010 positive balance of \$1,205,072. This represents an increase of \$103,790 which is primarily due to savings experienced over the last plan year and the implementation of employee premium cost sharing in the dental plan.

<b>Chief Executive Office - Dental Self Insurance</b>				
<b>Classification</b>	<b>2009-2010 Actual</b>	<b>2010-2011 Adopted Budget</b>	<b>2011-2012 Requested Proposed Budget</b>	<b>2011-2012 Recommended Proposed Budget</b>
Taxes	\$0	\$0	\$0	\$0
Licenses, Permits, Franchises	\$0	\$0	\$0	\$0
Fines, Forfeitures, Penalties	\$0	\$0	\$0	\$0
Revenue from use of Assets	\$8,501	\$25,000	\$10,000	\$10,000
Intergovernmental Revenue	\$0	\$0	\$0	\$0
Charges for Service	\$4,258,705	\$4,234,570	\$4,555,036	\$4,555,036
Miscellaneous Revenue	\$8,690	\$8,500	\$0	\$0
Other Financing Sources	\$0	\$0	\$0	\$0
<b>Total Revenue</b>	<b>\$4,275,896</b>	<b>\$4,268,070</b>	<b>\$4,565,036</b>	<b>\$4,565,036</b>
Salaries and Benefits	\$0	\$0	\$0	\$0
Services and Supplies	\$4,558,207	\$4,524,000	\$4,535,226	\$4,535,226
Other Charges	(\$5,865)	\$490	\$29,810	\$29,810
Fixed Assets	\$0	\$0	\$0	\$0
Other Financing Uses	\$0	\$0	\$0	\$0
Equity	\$0	\$0	\$0	\$0
Intrafund	\$0	\$0	\$0	\$0
Contingencies	\$0	\$0	\$0	\$0
<b>Gross Costs</b>	<b>\$4,552,342</b>	<b>\$4,524,490</b>	<b>\$4,565,036</b>	<b>\$4,565,036</b>
Retained Earnings	\$276,446	\$256,420	\$0	\$0
<b>Net County Cost</b>	<b>\$0</b>	<b>\$0</b>	<b>\$0</b>	<b>\$0</b>

**PROGRAM DISCUSSION**

At this level of funding, the Dental Self-Insurance budget will finance the payment of dental claims and claims administration through Delta Dental. Effective January 1, 2011, employees agreed to share in the cost of dental benefits, and now pay 5% of the dental premium. The current Health Insurance Memorandum of Understanding (MOU) expires December 31, 2011. Dental rates will be evaluated in conjunction with health insurance negotiations during the budget year.

The Dental Program will continue with an incentive level benefit design feature. New enrollees begin at a 70% reimbursement level and increase by 10% annually until 100% is achieved.

The Dental Self-Insurance budget is supported by positions funded in the Chief Executive Office – Risk Management Division, a General Fund budget.

**STAFFING IMPACTS**

Total current authorized positions—0

**RECOMMENDED PROPOSED BUDGET**

It is recommended that a budget of \$4,565,036 be approved for the Chief Executive Office – Risk Management Division Dental Self-Insurance budget. This budget is funded from \$4,555,036 in charges for services and \$10,000 in interest earnings.

**STANISLAUS COUNTY, CALIFORNIA**  
**Budget Year 2011-2012**



**FISCAL GENERAL SERVICES**  
**Other General**

**CHIEF EXECUTIVE OFFICE—RISK MANAGEMENT DIVISION**  
**GENERAL LIABILITY SELF-INSURANCE**

Budget Unit 5051 0018051  
 Internal Service Fund

**SERVICES PROVIDED**

The General Liability Self-Insurance budget provides for the funding of property, casualty, surety, fiduciary and excess insurance; claim losses; self-insured retention; legal defense; actuarial services and operations/general County overhead.

**CASH BALANCE**

As of July 1, 2011, the General Liability Self-Insurance Fund is projected to have a positive cash position of \$2,144,126 compared to the July 1, 2010 positive balance of \$2,945,867. This represents a decrease of \$801,741, which is due primarily to recent growth in litigation and costs of legal defense.

<b>Chief Executive Office - General Liability</b>				
<b>Classification</b>	<b>2009-2010 Actual</b>	<b>2010-2011 Adopted Budget</b>	<b>2011-2012 Requested Proposed Budget</b>	<b>2011-2012 Recommended Proposed Budget</b>
Taxes	\$0	\$0	\$0	\$0
Licenses, Permits, Franchises	\$0	\$0	\$0	\$0
Fines, Forfeitures, Penalties	\$0	\$0	\$0	\$0
Revenue from use of Assets	\$14,570	\$40,000	\$21,000	\$21,000
Intergovernmental Revenue	\$0	\$0	\$0	\$0
Charges for Service	\$3,414,267	\$3,046,120	\$3,481,036	\$3,481,036
Miscellaneous Revenue	\$2,147,730	\$3,035,200	\$1,163,670	\$1,163,670
Other Financing Sources	\$0	\$0	\$0	\$0
<b>Total Revenue</b>	<b>\$5,576,567</b>	<b>\$6,121,320</b>	<b>\$4,665,706</b>	<b>\$4,665,706</b>
Salaries and Benefits	\$0	\$0	\$0	\$0
Services and Supplies	\$7,926,462	\$5,700,630	\$4,435,156	\$4,435,156
Other Charges	\$269,677	\$220,690	\$230,550	\$230,550
Fixed Assets	\$0	\$0	\$0	\$0
Other Financing Uses	\$271,411	\$200,000	\$0	\$0
Equity	\$0	\$0	\$0	\$0
Intrafund	\$0	\$0	\$0	\$0
Contingencies	\$0	\$0	\$0	\$0
<b>Gross Costs</b>	<b>\$8,467,550</b>	<b>\$6,121,320</b>	<b>\$4,665,706</b>	<b>\$4,665,706</b>
Retained Earnings	\$2,890,983	\$0	\$0	\$0
<b>Net County Cost</b>	<b>\$0</b>	<b>\$0</b>	<b>\$0</b>	<b>\$0</b>

**PROGRAM DISCUSSION**

At this level of funding, the General Liability Self-Insurance budget provides for the payment of property, aircraft, watercraft, fiduciary and excess insurance coverage. In addition, funds are provided to pay liability and auto losses, attorney fees and costs, and settlements as well as some operational expenses. This budget is funded primarily by \$3.5 million in departmental charges, \$1.2 million in insurance reimbursement revenue, and \$21,000 in interest earnings.

Over the past three fiscal years, actual expenses in this budget increased from \$2.3 million in Fiscal Year 2007-2008 to \$8.5 million in Fiscal Year 2009-2010. This increase is due to the increased number and severity of the cases brought against the County in these last three years.

The basis of distribution of the auto and general liability charges includes an experience and exposure component. The experience component for both auto and general liability represents 70% of the charges and reflects seven years of loss history allocated by department. The loss history includes costs related to the defense and possible settlement of cases filed against specific departments. The exposure component of auto liability represents 30% of the charges, and is based upon the number of full-time and part-time employees allocated to each department as well as the number of miles driven in the past calendar year. The exposure component of general liability represents 30% of the charges, and is based upon the number of full-time and part-time employees allocated to each department.

At the end of Fiscal Year 2009-2010, an accounting adjustment was made to this fund that increased its liability by \$2.8 million. This adjustment was made based on an annual actuarial review of the self-insured fund and a projection of current and future liabilities. This in turn decreased the fund's retained earnings balance, which is often used to fund costs that are not directly offset by revenue. The result of this adjustment was that the fund ended the year in a retained earnings deficit of \$2.2 million.

This budget proposes appropriations that are expected to fund insurance premiums and essential operational expenses. Costs for several significant litigated cases are also included in the budget; however, it is uncertain whether the amount of this funding will be sufficient for those cases during the fiscal year. This budget will be monitored closely throughout the year and returned to the Board should additional appropriations be required.

The General Liability Self-Insurance budget is supported by positions funded in the Chief Executive Office – Risk Management Division, a General Fund budget. Litigated cases are being handled by outside defense counsel and staff in the Chief Executive Office – Risk Management Division in conjunction with County Counsel.

#### **STAFFING IMPACTS**

Total current authorized positions—0

#### **RECOMMENDED PROPOSED BUDGET**

It is recommended that a budget of \$4,665,706 be approved for the Chief Executive Office – Risk Management Division General Liability Self-Insurance. This budget is funded from \$3,481,036 in charges to user departments, \$1,163,670 in insurance reimbursement revenue and \$21,000 in interest earnings.

**STANISLAUS COUNTY, CALIFORNIA**  
**Budget Year 2011-2012**  
**FISCAL GENERAL SERVICES**  
**Other General**



**CHIEF EXECUTIVE OFFICE—RISK MANAGEMENT DIVISION**  
**PROFESSIONAL LIABILITY SELF-INSURANCE**

Budget Unit 5061 0018061  
 Internal Service Fund

**SERVICES PROVIDED**

The Professional Liability Self-Insurance budget provides for the management of claim losses, legal defense, cost of claims administration, actuarial services, and the administration of medical malpractice insurance.

**CASH BALANCE**

As of July 1, 2011, the Professional Liability Self-Insurance Fund is projected to have a positive cash position of \$1,600,106 compared to the July 1, 2010 positive balance of \$2,098,958. This represents a decrease of \$498,852 which is due to the planned use of retained earnings to fund charges in the 2010-2011 Fiscal Year.

<b>Chief Executive Office - Professional Liability</b>				
<b>Classification</b>	<b>2009-2010 Actual</b>	<b>2010-2011 Adopted Budget</b>	<b>2011-2012 Requested Proposed Budget</b>	<b>2011-2012 Recommended Proposed Budget</b>
Taxes	\$0	\$0	\$0	\$0
Licenses, Permits, Franchises	\$0	\$0	\$0	\$0
Fines, Forfeitures, Penalties	\$0	\$0	\$0	\$0
Revenue from use of Assets	\$27,235	\$25,000	\$16,000	\$16,000
Intergovernmental Revenue	\$0	\$0	\$0	\$0
Charges for Service	\$1,319,840	\$1,096,840	\$1,300,000	\$1,300,000
Miscellaneous Revenue	\$0	\$0	\$0	\$0
Other Financing Sources	\$0	\$0	\$0	\$0
<b>Total Revenue</b>	<b>\$1,347,075</b>	<b>\$1,121,840</b>	<b>\$1,316,000</b>	<b>\$1,316,000</b>
Salaries and Benefits	\$0	\$0	\$0	\$0
Services and Supplies	\$1,078,888	\$1,120,000	\$1,315,300	\$1,315,300
Other Charges	\$565	\$280	\$700	\$700
Fixed Assets	\$0	\$0	\$0	\$0
Other Financing Uses	\$0	\$1,096,840	\$500,000	\$500,000
Equity	\$0	\$0	\$0	\$0
Intrafund	\$0	\$0	\$0	\$0
Contingencies	\$0	\$0	\$0	\$0
<b>Gross Costs</b>	<b>\$1,079,453</b>	<b>\$2,217,120</b>	<b>\$1,816,000</b>	<b>\$1,816,000</b>
Retained Earnings	(\$267,622)	\$1,095,280	\$500,000	\$500,000
<b>Net County Cost</b>	<b>\$0</b>	<b>\$0</b>	<b>\$0</b>	<b>\$0</b>

**PROGRAM DISCUSSION**

At this level of funding, insurance coverage is provided for the Health Services Agency (HSA) and Behavioral Health and Recovery Services (BHRS). Funds are included for settlements, attorney fees and defense costs for unknown claims during Budget Year 2011-2012. These costs are offset by \$500,000 in retained earnings and interest revenue. In order to show the true costs in departmental budgets, HSA and BHRS will be charged for the services, but will be transferred \$500,000 in cash as an offset to the charges.

In working with the County's excess insurance carrier, CEO-Risk Management staff has recently identified potential unfunded liability cost exposures related to providing healthcare services in the County's adult and juvenile detention facilities. Healthcare related liability exposures in adult and juvenile detention facilities are outside of the current scope of the Professional Liability budget as funded by HSA and BHRS. CEO-Risk Management staff is working with the County's excess insurance carrier and the County Auditor-Controller to identify any fiscal impacts associated with this liability exposure and will return to the Board during the Final Budget with a plan to address this issue.

The Professional Liability Self-Insurance budget is supported by positions funded in the Chief Executive Office – Risk Management Division, a General Fund budget. Litigated cases are being handled by outside defense counsel and staff in the Chief Executive Office – Risk Management Division in conjunction with County Counsel.

### **STAFFING IMPACTS**

Total current authorized positions—0

### **RECOMMENDED PROPOSED BUDGET**

It is recommended that a budget of \$1,816,000 be approved for the Chief Executive Office – Risk Management Division Professional Liability Self-Insurance. This budget is funded from \$1,300,000 in charges to user departments, \$16,000 in interest earnings and \$500,000 in departmental retained earnings.

**STANISLAUS COUNTY, CALIFORNIA**  
**Budget Year 2011-2012**  
**FISCAL GENERAL SERVICES**  
**Other General**



**CHIEF EXECUTIVE OFFICE—RISK MANAGEMENT DIVISION**  
**PURCHASED INSURANCE**

Budget Unit 5091 0018091  
 Internal Service Fund

**SERVICES PROVIDED**

The Purchased Insurance budget provides funding for health and life insurance for approximately 3,236 full-time County employees and their families. Employees may currently choose from two Health Maintenance Organization (HMO) options (Kaiser and Anthem Blue Cross) and two High Deductible Health Plan (HDHP) options (Kaiser Health Savings Account and Anthem Blue Cross Health Savings Account). Stanislaus County purchases a basic life insurance policy for all eligible employees. Employees may elect to purchase additional voluntary supplemental life insurance.

**CASH BALANCE**

As of July 1, 2011, the Purchased Insurance Fund is projected to have a cash balance of \$0 compared to the July 1, 2010 positive balance of \$55,262. This represents a decrease of \$55,262 which is due to the planned use of retained earnings to fund contracts and other costs in the 2010-2011 Fiscal Year.

<b>Chief Executive Office - Purchased Insurance</b>				
<b>Classification</b>	<b>2009-2010 Actual</b>	<b>2010-2011 Adopted Budget</b>	<b>2011-2012 Requested Proposed Budget</b>	<b>2011-2012 Recommended Proposed Budget</b>
Taxes	\$0	\$0	\$0	\$0
Licenses, Permits, Franchises	\$0	\$0	\$0	\$0
Fines, Forfeitures, Penalties	\$0	\$0	\$0	\$0
Revenue from use of Assets	\$0	\$0	\$0	\$0
Intergovernmental Revenue	\$0	\$0	\$0	\$0
Charges for Service	\$45,385,899	\$47,597,140	\$42,135,222	\$42,135,222
Miscellaneous Revenue	\$70,586	\$28,500	\$28,500	\$28,500
Other Financing Sources	\$0	\$0	\$0	\$0
<b>Total Revenue</b>	<b>\$45,456,485</b>	<b>\$47,625,640</b>	<b>\$42,163,722</b>	<b>\$42,163,722</b>
Salaries and Benefits	\$0	\$0	\$0	\$0
Services and Supplies	\$45,273,683	\$47,536,300	\$41,974,672	\$41,974,672
Other Charges	\$211,327	\$169,340	\$189,050	\$189,050
Fixed Assets	\$0	\$0	\$0	\$0
Other Financing Uses	\$0	\$0	\$0	\$0
Equity	\$0	\$0	\$0	\$0
Intrafund	\$0	\$0	\$0	\$0
Contingencies	\$0	\$0	\$0	\$0
<b>Gross Costs</b>	<b>\$45,485,010</b>	<b>\$47,705,640</b>	<b>\$42,163,722</b>	<b>\$42,163,722</b>
Retained Earnings	\$28,525	\$80,000	\$0	\$0
<b>Net County Cost</b>	<b>\$0</b>	<b>\$0</b>	<b>\$0</b>	<b>\$0</b>



## **PROGRAM DISCUSSION**

At this level of funding, funds are provided for the payment of medical insurance, life insurance, benefit consultants and miscellaneous employee benefit administration expenses. This budget provides funding for the employer cost of health insurance based upon a negotiated agreement with all County unions. The County's current health insurance agreement with employee unions will terminate December 31, 2011. Labor negotiations will begin in the summer for any changes to be effective January 1, 2012. Chief Executive Office staff will work with employee organizations to develop and evaluate alternative delivery systems for employee health insurance, including options to self-fund medical coverage. The Proposed Recommended Budget does not include any planned increases in employer costs for health insurance during Budget Year 2011-2012. There is a potential exposure to this budget as health care costs continue to increase well above standard inflation and carriers, plan options and employee agreements remain unknown for the plan year beginning January 1, 2012.

The Purchased Insurance budget is supported by positions funded in the Chief Executive Office – Risk Management Division, a General Fund budget.

## **STAFFING IMPACTS**

Total current authorized positions—0

## **RECOMMENDED PROPOSED BUDGET**

It is recommended that a budget of \$42,163,722 be approved for the Chief Executive Office – Risk Management Division Purchased Insurance. This budget is funded from \$42,163,722 of department revenue mostly comprised of charges to user departments.

**STANISLAUS COUNTY, CALIFORNIA**  
**Budget Year 2011-2012**  
**FISCAL GENERAL SERVICES**  
**Other General**



**CHIEF EXECUTIVE OFFICE—RISK MANAGEMENT DIVISION**  
**UNEMPLOYMENT SELF-INSURANCE**

Budget Unit 5071 0018071  
 Internal Service Fund

**SERVICES PROVIDED**

The Unemployment Self-Insurance budget provides unemployment insurance for 3,957 County employees including full-time, extra-help, and personal service contractors. The claims administration for this fund continues to be provided by the third party administrator (TPA), TALX Corporation.

**CASH BALANCE**

As of July 1, 2011, the Unemployment Self-Insurance Fund is projected to have a positive cash balance of \$931,264 compared to the July 1, 2010 positive balance of \$946,193. This represents a decrease in cash of \$14,929 which is due to the receipt of interest earnings at a rate that was lower than budgeted in Fiscal Year 2010-2011.

<b>Chief Executive Office - Unemployment Insurance</b>				
<b>Classification</b>	<b>2009-2010 Actual</b>	<b>2010-2011 Adopted Budget</b>	<b>2011-2012 Requested Proposed Budget</b>	<b>2011-2012 Recommended Proposed Budget</b>
Taxes	\$0	\$0	\$0	\$0
Licenses, Permits, Franchises	\$0	\$0	\$0	\$0
Fines, Forfeitures, Penalties	\$0	\$0	\$0	\$0
Revenue from use of Assets	\$6,655	\$25,000	\$10,000	\$10,000
Intergovernmental Revenue	\$0	\$0	\$11,200	\$11,200
Charges for Service	\$398,700	\$1,403,675	\$1,373,750	\$1,373,750
Miscellaneous Revenue	\$0	\$0	\$0	\$0
Other Financing Sources	\$0	\$0	\$0	\$0
<b>Total Revenue</b>	<b>\$405,355</b>	<b>\$1,428,675</b>	<b>\$1,394,950</b>	<b>\$1,394,950</b>
Salaries and Benefits	\$0	\$0	\$0	\$0
Services and Supplies	\$1,297,795	\$1,428,595	\$1,394,850	\$1,394,850
Other Charges	\$23	\$80	\$100	\$100
Fixed Assets	\$0	\$0	\$0	\$0
Other Financing Uses	\$0	\$0	\$0	\$0
Equity	\$0	\$0	\$0	\$0
Intrafund	\$0	\$0	\$0	\$0
Contingencies	\$0	\$0	\$0	\$0
<b>Gross Costs</b>	<b>\$1,297,818</b>	<b>\$1,428,675</b>	<b>\$1,394,950</b>	<b>\$1,394,950</b>
Retained Earnings	\$892,463	\$0	\$0	\$0
<b>Net County Cost</b>	<b>\$0</b>	<b>\$0</b>	<b>\$0</b>	<b>\$0</b>

**PROGRAM DISCUSSION**

At this level of funding, four quarterly unemployment payments, projected at approximately \$350,000 per quarter, can be made to the State Employment Development Department (EDD). Over the past four fiscal years, actual expenses in this budget increased from \$408,422 in Fiscal Year 2006-2007 to \$1.3 million in Fiscal Year 2009-2010. The claims have grown in the last two fiscal years due primarily to the locally-funded Federal extensions, which began in the second quarter of calendar year 2009. In

addition, it is anticipated that more claims will be filed in Budget Year 2011-2012 due to expected reductions-in-force throughout the County organization. This budget fully funds claims for a maximum of 26 weeks and any extended benefits pursuant to Federal law.

The 2011-2012 Unemployment Self-Insurance budget is balanced by charging \$350 per employee to departments and using an estimated \$10,000 in interest earnings. This is an increase of \$25 per employee, up from \$325 per employee in Fiscal Year 2010-2011.

The Unemployment Self-Insurance budget is supported by positions funded in the Chief Executive Office – Risk Management Division, a General Fund budget.

### **STAFFING IMPACTS**

Total current authorized positions—0

### **RECOMMENDED PROPOSED BUDGET**

It is recommended that a budget of \$1,394,950 be approved for the Chief Executive Office – Risk Management Division Unemployment Self-Insurance. This budget is funded from \$1,384,950 in charges to user departments and intergovernmental revenue and \$10,000 in interest earnings.

**STANISLAUS COUNTY, CALIFORNIA**  
**Budget Year 2011-2012**  
**FISCAL GENERAL SERVICES**  
**Other General**



**CHIEF EXECUTIVE OFFICE—RISK MANAGEMENT DIVISION**  
**VISION CARE SELF-INSURANCE**

Budget Unit 5111 0018111  
 Internal Service Fund

**SERVICES PROVIDED**

The Vision Care Self-Insurance Fund provides for vision benefits and services to approximately 3,533 full-time County employees and their families, including employees in special districts. Vision Service Plan (VSP) continues to administer the nationwide network of providers and processes claim payments for this fund.

**CASH BALANCE**

As of July 1, 2011, the Vision Care Self-Insurance Fund is projected to have a positive cash balance of \$913,014 compared to the July 1, 2010 positive balance of \$822,812. This represents an increase of \$90,202, which is primarily due to savings experienced over the last plan year and the implementation of employee premium cost sharing in the vision plan.

<b>Chief Executive Office - Vision Care Insurance</b>				
<b>Classification</b>	<b>2009-2010 Actual</b>	<b>2010-2011 Adopted Budget</b>	<b>2011-2012 Requested Proposed Budget</b>	<b>2011-2012 Recommended Proposed Budget</b>
Taxes	\$0	\$0	\$0	\$0
Licenses, Permits, Franchises	\$0	\$0	\$0	\$0
Fines, Forfeitures, Penalties	\$0	\$0	\$0	\$0
Revenue from use of Assets	\$8,958	\$10,000	\$7,500	\$7,500
Intergovernmental Revenue	\$0	\$0	\$0	\$0
Charges for Service	\$995,708	\$994,200	\$965,322	\$965,322
Miscellaneous Revenue	\$0	\$0	\$0	\$0
Other Financing Sources	\$0	\$0	\$0	\$0
<b>Total Revenue</b>	<b>\$1,004,666</b>	<b>\$1,004,200</b>	<b>\$972,822</b>	<b>\$972,822</b>
Salaries and Benefits	\$0	\$0	\$0	\$0
Services and Supplies	\$911,245	\$1,004,020	\$944,192	\$944,192
Other Charges	\$971	\$180	\$28,630	\$28,630
Fixed Assets	\$0	\$0	\$0	\$0
Other Financing Uses	\$0	\$0	\$0	\$0
Equity	\$0	\$0	\$0	\$0
Intrafund	\$0	\$0	\$0	\$0
Contingencies	\$0	\$0	\$0	\$0
<b>Gross Costs</b>	<b>\$912,216</b>	<b>\$1,004,200</b>	<b>\$972,822</b>	<b>\$972,822</b>
Retained Earnings	(\$92,450)	\$0	\$0	\$0
<b>Net County Cost</b>	<b>\$0</b>	<b>\$0</b>	<b>\$0</b>	<b>\$0</b>

**PROGRAM DISCUSSION**

At this level of funding, the Vision Self-Insurance budget will finance the payment of vision claims and claims administration. Effective January 1, 2011, employees agreed to share in the cost of vision benefits, and now pay 5% of the vision premium. The current Health Insurance Memorandum of

Understanding (MOU) expires December 31, 2011. Vision rates will be evaluated in conjunction with health insurance negotiations during the fiscal year.

The Vision Care Self-Insurance budget is supported by positions funded in the Chief Executive Office – Risk Management Division, a General Fund budget.

**STAFFING IMPACTS**

Total current authorized positions—0

**RECOMMENDED PROPOSED BUDGET**

It is recommended that a budget of \$972,822 be approved for the Chief Executive Office – Risk Management Division Vision Self-Insurance. This budget is funded from \$965,322 in charges to user departments and \$7,500 in interest earnings.

**STANISLAUS COUNTY, CALIFORNIA**  
**Budget Year 2011-2012**  
**FISCAL GENERAL SERVICES**  
**Other General**



**CHIEF EXECUTIVE OFFICE—RISK MANAGEMENT DIVISION**  
**WORKERS' COMPENSATION SELF-INSURANCE**

Budget Unit 5081 0018081  
 Internal Service Fund

**SERVICES PROVIDED**

The Workers' Compensation Self-Insurance budget provides for Workers' Compensation benefits to injured employees who have sustained an injury/illness, which arises out of employment and in the course of employment with the County. This budget includes funding costs for claims expenses, excess insurance coverage, actuarial services, claims administration, loss control and prevention, legal defense, licensing fees, support services, and general County overhead.

**CASH BALANCE**

As of July 1, 2011, the Workers' Compensation Self-Insurance Fund is projected to have a positive cash balance of \$19,531,212 compared to the July 1, 2010 positive balance of \$23,308,455. This represents a decrease of \$3,777,243. The decrease is due to the planned use of retained earnings to balance the budget in Fiscal Year 2010-2011.

<b>Chief Executive Office - Workers' Compensation</b>				
<b>Classification</b>	<b>2009-2010 Actual</b>	<b>2010-2011 Adopted Budget</b>	<b>2011-2012 Requested Proposed Budget</b>	<b>2011-2012 Recommended Proposed Budget</b>
Taxes	\$0	\$0	\$0	\$0
Licenses, Permits, Franchises	\$0	\$0	\$0	\$0
Fines, Forfeitures, Penalties	\$0	\$0	\$0	\$0
Revenue from use of Assets	\$232,255	\$500,000	\$220,000	\$220,000
Intergovernmental Revenue	\$0	\$0	\$40,000	\$40,000
Charges for Service	\$782,262	\$1,000,000	\$4,960,000	\$4,960,000
Miscellaneous Revenue	\$147,326	\$104,500	\$50,000	\$50,000
Other Financing Sources	\$0	\$0	\$0	\$0
<b>Total Revenue</b>	<b>\$1,161,843</b>	<b>\$1,604,500</b>	<b>\$5,270,000</b>	<b>\$5,270,000</b>
Salaries and Benefits	\$0	\$0	\$0	\$0
Services and Supplies	\$5,139,234	\$5,147,360	\$4,916,980	\$4,916,980
Other Charges	\$280,985	\$289,740	\$353,020	\$353,020
Fixed Assets				
Equipment	\$3,885	\$5,000	\$0	\$0
Other Financing Uses	\$782,090	\$127,000	\$0	\$0
Equity	\$0	\$0	\$0	\$0
Intrafund	\$0	\$0	\$0	\$0
Contingencies	\$0	\$0	\$0	\$0
<b>Gross Costs</b>	<b>\$6,206,194</b>	<b>\$5,569,100</b>	<b>\$5,270,000</b>	<b>\$5,270,000</b>
Retained Earnings	\$5,044,351	\$3,964,600	\$0	\$0
<b>Net County Cost</b>	<b>\$0</b>	<b>\$0</b>	<b>\$0</b>	<b>\$0</b>

**PROGRAM DISCUSSION**

At this level of funding, the Workers' Compensation Self-Insurance budget will finance the services identified above. There are no significant major program changes anticipated in Budget Year 2011-

2012. The Workers' Compensation Self-Insurance Program will continue to be implemented through the Disability Management Program. The Disability Management Program includes returning injured/illness employees back to work; providing injured employees a Medical Provider Network (MPN); and providing supervisors with high level training and workshops. In addition, the CEO-Risk Management Division will continue to meet on a quarterly basis with the high cost/high risk departments to coordinate information required to bring claims to a close. Semi-annual conferences with the Division's Workers' Compensation defense attorneys and claims adjusters will continue for settlement coordination.

The Workers' Compensation Self-Insurance budget has used its retained earnings to offset departmental charges for the last two fiscal years. In Fiscal Year 2009-2010, nearly \$4.6 million in retained earnings was used to completely offset departmental charges. Then, in Fiscal Year 2010-2011, another \$4 million was planned to be used, with only \$1 million of costs allocated to departments. With no remaining retained earnings estimated in Budget Year 2011-2012, departments will be charged for the full cost of the program, which is approximately \$5 million.

In addition to retained earnings, interest earnings in the fund assists in offsetting departmental charges. Unfortunately, because of declining interest rates and cash in the fund, fewer dollars are available to offset charges. In 2007-2008, the fund earned nearly \$1.3 million in interest on approximately \$25 million in cash. In contrast, only \$220,000 is anticipated in the 2011-2012 Budget Year on nearly \$20 million in cash. Without a decrease in program costs, this decline in interest earnings directly affects departmental charges.

The basis of distribution of the workers' compensation charges includes an experience and exposure component. The experience component represents 70% of the charges and reflects ten years of loss history allocated by department. The loss history includes costs related to the defense and possible settlement of cases filed against specific departments. The exposure component represents 30% of the charges, and is based upon the number of full-time and part-time employees allocated to each department.

The ongoing efforts of the County's safety program have assisted in controlling the severity and frequency of work-related injuries. The number of injury claims has decreased from 345 in Fiscal Year 2006-2007 to 222 projected in Fiscal Year 2010-2011, representing a 36% decrease. In addition, the County's OSHA (Occupational Safety and Health Administration) incident rate for the County workforce has on average been 15% lower than the incident rates for comparable local governments in California, reflecting the ongoing effectiveness of the County safety program. While the County's overall claims costs have not decreased significantly, the County has maintained an overall flat trend for projected workers' compensation costs while employers throughout the State have experienced steady increases in recent years.

The Workers' Compensation Self-Insurance budget is supported by positions funded in the CEO-Risk Management Division, a General Fund budget.

## **STAFFING IMPACTS**

Total current authorized positions— 0

## **RECOMMENDED PROPOSED BUDGET**

It is recommended that a budget of \$5,270,000 be approved for the Chief Executive Office – Risk Management Division Workers' Compensation Self-Insurance. This budget is funded from \$5,050,000 in charges to user departments and intergovernmental and miscellaneous revenue and \$220,000 in interest earnings.



## **CLERK-RECORDER**

### **MISSION STATEMENT**

The mission of the Clerk-Recorder is to ensure that a vital link to the past is maintained for future generations by indexing, maintaining, archiving and preserving documents of historical, commercial and legal significance to provide public access to clear and accurate County records and to ensure that all qualified/interested citizens are given the opportunity to exercise their right to vote in lawfully conducted elections; and to conduct all manners of business related to elections.

### **OPERATIONAL PRIORITIES**

The Operational Priorities for the Clerk-Recorder for the 2011-2012 Budget Year include:

- ◆ Continue conversion of records to a digital format for the purpose of truncating all Social Security numbers back to 1980 to address identity theft concerns;
- ◆ Continue Phase II of the Microfilm Conversion Project; and
- ◆ Continue Historical Book Restoration Project.



**STANISLAUS COUNTY, CALIFORNIA**  
**Budget Year 2011-2012**  
**FISCAL GENERAL SERVICES**  
**Other Protection**



**CLERK-RECORDER—RECORDER DIVISION**

Budget Unit 0100 0020001  
 General Fund

**SERVICES PROVIDED**

The Clerk-Recorder's Office processes all documents and records as required by law and reports all manner of business related to marriage licenses, certified copies of vital statistic records, document filings, and recordings of real property. The Clerk-Recorder also provides passport acceptance services and civil wedding ceremonies.

<b>Clerk-Recorder</b>				
<b>Classification</b>	<b>2009-2010 Actual</b>	<b>2010-2011 Adopted Budget</b>	<b>2011-2012 Requested Proposed Budget</b>	<b>2011-2012 Recommended Proposed Budget</b>
Taxes	\$0	\$0	\$0	\$0
Licenses, Permits, Franchises	\$117,933	\$108,000	\$108,000	\$108,000
Fines, Forfeitures, Penalties	\$0	\$0	\$0	\$0
Revenue from use of Assets	\$0	\$0	\$0	\$0
Intergovernmental Revenue	\$0	\$0	\$0	\$0
Charges for Service	\$1,105,008	\$1,542,000	\$1,491,000	\$1,491,000
Miscellaneous Revenue	\$236,546	\$214,000	\$201,000	\$201,000
Other Financing Sources	\$0	\$0	\$0	\$0
<b>Total Revenue</b>	<b>\$1,459,487</b>	<b>\$1,864,000</b>	<b>\$1,800,000</b>	<b>\$1,800,000</b>
Salaries and Benefits	\$1,188,560	\$1,589,578	\$1,455,688	\$1,455,688
Services and Supplies	\$38,784	\$67,300	\$70,990	\$70,990
Other Charges	\$164,935	\$116,960	\$152,420	\$152,420
Fixed Assets	\$0	\$0	\$0	\$0
Other Financing Uses	\$33,081	\$0	\$0	\$0
Equity	\$0	\$0	\$0	\$0
Intrafund	\$197,937	\$200,146	\$120,902	\$120,902
Contingencies	\$0	\$0	\$0	\$0
<b>Gross Costs</b>	<b>\$1,623,297</b>	<b>\$1,973,984</b>	<b>\$1,800,000</b>	<b>\$1,800,000</b>
Fund Balance	\$0	\$0	\$0	\$0
<b>Net County Cost</b>	<b>\$163,810</b>	<b>\$109,984</b>	<b>\$0</b>	<b>\$0</b>

**PROGRAM DISCUSSION**

At the proposed level of funding, the Division will continue to serve the public to the best of its ability with fewer staff hours due to furloughs. Staffing reductions are anticipated to further impact public services and reduce the level of service provided in Budget Year 2011-2012. It is anticipated customers will continue to experience long lines and delays in service which could result in their need to return to the office to obtain certified documents.

The Clerk-Recorder Department will continue to participate in the countywide 5% deduction in salaries as well as the recommended county closure/furlough dates to assist in the budget balancing process in these difficult economic times.

The Clerk-Recorder Department has outgrown its current location. The Department has requested that the County begin to assess and plan for a facility that will allow state-of-the-art maintenance of historic

records and provide sufficient room to conduct business and efficient access of services for its customers. This request is being reviewed and analyzed by the Chief Executive Office.

### **STAFFING IMPACTS**

Total current authorized positions— 32

There are no recommended changes to the current level of staffing.

Total recommended authorized positions— 32

### **RECOMMENDED PROPOSED BUDGET**

It is recommended that a budget of \$1,800,000 be approved for the Clerk-Recorder budget. The net county cost contribution for this budget was reduced approximately 100% or \$109,984 from the Fiscal Year 2010-2011 Adopted Final Budget level. At this level of funding the Department achieves the County's targeted reduction by prioritizing expenditures for Budget Year 2011-2012. This budget is funded from \$1,800,000 in estimated department revenue.

**STANISLAUS COUNTY, CALIFORNIA**  
**Budget Year 2011-2012**  
**FISCAL GENERAL SERVICES**  
**Elections**



**CLERK-RECORDER—ELECTIONS DIVISION**

Budget Unit 0100 0020299  
 General Fund

**SERVICES PROVIDED**

The Clerk-Recorder Elections Division provides Stanislaus County citizens the ability to exercise their constitutional right to vote. The Registrar of Voters registers voters, processes candidate applications and filings and conducts elections. This includes administering federal, state, county and local district elections within Stanislaus County and involves designing precincts, identifying polling places, recruiting elections officers, maintaining voter registration records, processing vote-by-mail ballot applications, managing candidate and campaign filings, providing guidance and information pertaining to election laws, verifying petitions, interfacing with state and federal elections agencies and conducting voter outreach programs.

<b>Clerk-Recorder - Elections</b>				
<b>Classification</b>	<b>2009-2010 Actual</b>	<b>2010-2011 Adopted Budget</b>	<b>2011-2012 Requested Proposed Budget</b>	<b>2011-2012 Recommended Proposed Budget</b>
Taxes	\$0	\$0	\$0	\$0
Licenses, Permits, Franchises	\$0	\$0	\$0	\$0
Fines, Forfeitures, Penalties	\$0	\$0	\$0	\$0
Revenue from use of Assets	\$0	\$0	\$0	\$0
Intergovernmental Revenue	\$313,242	\$0	\$0	\$0
Charges for Service	\$666,548	\$544,000	\$451,029	\$451,029
Miscellaneous Revenue	\$1	\$0	\$0	\$0
Other Financing Sources	\$0	\$0	\$0	\$0
<b>Total Revenue</b>	<b>\$979,791</b>	<b>\$544,000</b>	<b>\$451,029</b>	<b>\$451,029</b>
Salaries and Benefits	\$894,561	\$885,022	\$865,104	\$865,104
Services and Supplies	\$1,566,601	\$1,029,076	\$825,911	\$825,911
Other Charges	\$53,307	\$36,280	\$61,260	\$61,260
Fixed Assets	\$0	\$0	\$0	\$0
Other Financing Uses	\$22,400	\$0	\$0	\$0
Equity	\$0	\$0	\$0	\$0
Intrafund	\$135,993	\$128,758	\$94,592	\$94,592
Contingencies	\$0	\$0	\$0	\$0
<b>Gross Costs</b>	<b>\$2,672,862</b>	<b>\$2,079,136</b>	<b>\$1,846,867</b>	<b>\$1,846,867</b>
<b>Fund Balance</b>	<b>\$0</b>	<b>\$0</b>	<b>\$0</b>	<b>\$0</b>
<b>Net County Cost</b>	<b>\$1,693,071</b>	<b>\$1,535,136</b>	<b>\$1,395,838</b>	<b>\$1,395,838</b>

**PROGRAM DISCUSSION**

At the proposed level funding, the Department can fund nearly 100% of the costs associated with one of the three anticipated elections during Budget Year 2011-2012. The division has identified an unmet need of \$52,303 for the November 8, 2011 Uniform District Election (UDEL) for mandated election supply, including a portion of the cost for the preparation and printing of the sample ballot pamphlets for each registered voter in Stanislaus County which is mandated by the Elections Code. The division has identified funding for this unmet need by using a portion of its 75% 2010-2011 Net County cost savings of \$77,584 that will be carried over to Budget Year 2011-2012. Included in this base budget is a County share of cost of over \$200,000 should a potential county-wide Veteran's Memorial District measure be placed on the November ballot.

Historically, the County has funded the costs of one election in each Budget Year by including it in the base budget and has held the balance of requested funding for any additional election costs as an unmet need. The Division has identified unmet needs of \$743,700 to conduct the June 2012 Primary Election, and an additional \$708,700 to conduct a potential February 2012 Bifurcated Primary Election if it is scheduled. The costs for each election are outlined in the tables below:

<b>June 2012 State Primary Costs:</b>	
Salaries	\$26,000
Services & Supplies	\$717,300
Intrafund	\$400
<b>Total</b>	<b>\$743,700</b>
<b>Potential February 2012 Presidential Bifurcated Primary Election Costs:</b>	
Salaries	\$26,000
Services & Supplies	\$682,300
Intrafund	\$400
<b>Total</b>	<b>\$708,700</b>

The June 2012 Primary is a regularly scheduled mandated election which will result in an additional net county cost of approximately \$743,700 to conduct the election. The February 2012 Presidential Bifurcated Primary has not been scheduled, however, if the election is scheduled, this may result in an additional net county cost of approximately \$708,700 to conduct this additional election. These requests will be reviewed at first quarter and at mid-year.

If a potential county-wide Veteran's Memorial District measure is not placed on the November Uniform District Election ballot, it is anticipated the Department would have savings of over \$200,000 that could be used to fund additional election costs and reduce the projected net county cost associated with conducting the additional elections in Budget Year 2011-2012.

The Elections Division will continue to participate in the countywide 5% reduction in salaries as well as the recommended county closure/furlough dates to assist in the budget process in these difficult economic times.

### **STAFFING IMPACTS**

Total current authorized positions— 12

There are no recommended changes to the current level of staffing.

Total recommended authorized positions— 12

### **RECOMMENDED PROPOSED BUDGET**

It is recommended that a budget of \$1,846,867 be approved for the Clerk-Recorder - Elections budget. The net county cost contribution for this budget was reduced approximately 9% or \$139,298 from the Fiscal Year 2010-2011 Adopted Final Budget level. This budget is funded from \$451,029 in estimated department revenue and a \$1,395,838 net county cost contribution. It is recommended to review this unmet need of \$1,452,400 as part of the 2011-2012 mid-year financial review process.

**STANISLAUS COUNTY, CALIFORNIA**  
**Budget Year 2011-2012**  
**FISCAL GENERAL SERVICES**  
**Other Protection**



**CLERK-RECORDER—MODERNIZATION TRUST FUND**

Budget Unit 1723 0020500  
 Special Revenue Fund

**SERVICES PROVIDED**

This budget uses funding provided by law, to fund necessary maintenance and to upgrade electronic processing equipment within the Clerk-Recorder's Office. Starting in Fiscal Year 2008-2009, this fund also included the revenue and expenses to implement the Social Security Number Truncation program.

**CASH BALANCE**

The cash balance as of July 1, 2011 is anticipated to be about \$1,200,000 less than the July 1, 2010 cash balance of \$5,184,538. This reduction is due to three major projects funded by the Modernization Fund. The three projects are the Film Conversion project, the Book Restoration Project, and the Social Security Truncation Project. The cash balance for this fund is expected to continue to decline as these and other modernization projects are implemented.

<b>Clerk-Recorder Modernization</b>				
<b>Classification</b>	<b>2009-2010 Actual</b>	<b>2010-2011 Adopted Budget</b>	<b>2011-2012 Requested Proposed Budget</b>	<b>2011-2012 Recommended Proposed Budget</b>
Taxes	\$0	\$0	\$0	\$0
Licenses, Permits, Franchises	\$0	\$0	\$0	\$0
Fines, Forfeitures, Penalties	\$0	\$0	\$0	\$0
Revenue from use of Assets	\$0	\$0	\$0	\$0
Intergovernmental Revenue	\$0	\$0	\$0	\$0
Charges for Service	\$816,484	\$802,500	\$802,500	\$802,500
Miscellaneous Revenue	\$0	\$0	\$0	\$0
Other Financing Sources	\$0	\$0	\$0	\$0
<b>Total Revenue</b>	<b>\$816,484</b>	<b>\$802,500</b>	<b>\$802,500</b>	<b>\$802,500</b>
Salaries and Benefits	\$750,988	\$763,955	\$1,018,778	\$1,018,778
Services and Supplies	\$515,989	\$2,074,700	\$2,789,600	\$2,789,600
Other Charges	\$0	\$30,000	\$30,000	\$30,000
Fixed Assets				
Equipment	\$0	\$215,000	\$201,600	\$201,600
Other Financing Uses	\$19,678	\$0	\$0	\$0
Equity	\$0	\$0	\$0	\$0
Intrafund	\$0	\$0	\$0	\$0
Contingencies	\$0	\$0	\$0	\$0
<b>Gross Costs</b>	<b>\$1,286,655</b>	<b>\$3,083,655</b>	<b>\$4,039,978</b>	<b>\$4,039,978</b>
<b>Fund Balance</b>	<b>\$470,171</b>	<b>\$2,281,155</b>	<b>\$3,237,478</b>	<b>\$3,237,478</b>
<b>Net County Cost</b>	<b>\$0</b>	<b>\$0</b>	<b>\$0</b>	<b>\$0</b>

**PROGRAM DISCUSSION**

At this proposed level of funding, the division will continue with the fully funded multi-year projects that are currently underway. These projects included Film Conversion, Historical Book Restoration, and the Social Security Number (SSN) Truncation projects. There are currently no new projects planned until these projects are completed.

**STAFFING IMPACTS**

Total current authorized positions— 0

**RECOMMENDED PROPOSED BUDGET**

It is recommended that a budget of \$4,039,978 be approved for the Clerk-Recorder – Modernization Trust Fund. This budget is funded from \$802,500 in estimated department revenue and \$3,237,478 in department fund balance.

**STANISLAUS COUNTY, CALIFORNIA**  
**Budget Year 2011-2012**  
**FISCAL GENERAL SERVICES**  
**Other Protection**



**CLERK-RECORDER—VITAL AND HEALTH STATISTICS**

Budget Unit 1786 0020601  
 Special Revenue Fund

**SERVICES PROVIDED**

This budget provides funding that is used for the restoration and preservation of original vital statistics documents showing significant deterioration, as well as the printing and management of appropriate forms permitting public access to records.

**CASH BALANCE**

The cash balance as of July 1, 2011 is anticipated to be \$104,000 compared to the cash balance of July 1, 2010 cash balance of \$198,714. The decrease in cash balance is due to the Film Conversion Project. The cash balance for this fund is expected to continue to decrease as the film conversion project continues.

<b>Clerk-Recorder - Vital &amp; Health Statistics</b>				
<b>Classification</b>	<b>2009-2010 Actual</b>	<b>2010-2011 Adopted Budget</b>	<b>2011-2012 Requested Proposed Budget</b>	<b>2011-2012 Recommended Proposed Budget</b>
Taxes	\$0	\$0	\$0	\$0
Licenses, Permits, Franchises	\$0	\$0	\$0	\$0
Fines, Forfeitures, Penalties	\$0	\$0	\$0	\$0
Revenue from use of Assets	\$0	\$0	\$0	\$0
Intergovernmental Revenue	\$0	\$0	\$0	\$0
Charges for Service	\$44,598	\$42,000	\$38,000	\$38,000
Miscellaneous Revenue	\$0	\$0	\$0	\$0
Other Financing Sources	\$0	\$0	\$0	\$0
<b>Total Revenue</b>	<b>\$44,598</b>	<b>\$42,000</b>	<b>\$38,000</b>	<b>\$38,000</b>
Salaries and Benefits	\$0	\$0	\$0	\$0
Services and Supplies	\$0	\$170,000	\$140,000	\$140,000
Other Charges	\$0	\$0	\$0	\$0
Fixed Assets	\$0	\$0	\$0	\$0
Other Financing Uses	\$0	\$0	\$0	\$0
Equity	\$0	\$0	\$0	\$0
Intrafund	\$0	\$0	\$0	\$0
Contingencies	\$0	\$0	\$0	\$0
<b>Gross Costs</b>	<b>\$0</b>	<b>\$170,000</b>	<b>\$140,000</b>	<b>\$140,000</b>
<b>Fund Balance</b>	<b>(\$44,598)</b>	<b>\$128,000</b>	<b>\$102,000</b>	<b>\$102,000</b>
<b>Net County Cost</b>	<b>\$0</b>	<b>\$0</b>	<b>\$0</b>	<b>\$0</b>

**PROGRAM DISCUSSION**

At the proposed level of funding, the Department will continue to serve the public to the best of its ability with fewer staff hours due to furloughs. Staffing reductions are anticipated to further impact public services and reduce the level of service provided in Budget Year 2011-2012. It is anticipated customers will continue to experience long lines and delays in service which could result in their need to return to the office to obtain certified documents.

This budget unit provides funding that is used for the restoration and preservation of original vital statistics documents showing significant deterioration, as well as the printing and management of appropriate forms permitting public access to records.

**STAFFING IMPACTS**

Total current authorized positions— 0

**RECOMMENDED PROPOSED BUDGET**

It is recommended that a budget of \$140,000 be approved for the Clerk-Recorder – Vital and Health Statistics Fund. This budget is funded from \$38,000 in estimated department revenue and \$102,000 in department fund balance.



**STANISLAUS COUNTY, CALIFORNIA**  
**Budget Year 2011-2012**

---

**FISCAL GENERAL SERVICES**  
**Counsel**



**COUNTY COUNSEL**

Budget Unit 0100 0022000  
General Fund

**MISSION STATEMENT**

Legal Excellence: To provide high quality and cost-effective legal services to our clients in a timely manner consistent with the highest ethical standards.

**OPERATIONAL PRIORITIES**

The Office of County Counsel is required by law to provide legal services in all civil matters for the County departments, institutions, boards, commissions and districts. These services are therefore mandated. The department also provides “preventative” legal advice to County officials and departments in all areas of operation. The department provides training and advice in areas such as: conflicts of interest, and personnel and labor relations issues involving the drafting and interpretation of union-county memoranda of understanding, salary and fringe benefit provisions, affirmative action, employment discrimination, personnel officer training, employee discipline, avoidance and transference of liability, contract guidance, bid procedures, workers’ compensation, ADA matters, EEOC procedures and FLSA issues. While some of these services are discretionary in the sense that the County has no legal obligation to provide them, providing these services saves the County far more in reduced exposure to liability and litigation expenses and in reduced employee inefficiency.

AB 1825, which became effective in 2005, requires all California employers with 50 or more employees to provide training for supervisors and managers on the prevention of sexual harassment in the workplace. AB 1234, signed into law in 2005, requires that all local agencies that provide compensation, salary, stipend to or reimburse the expenses of members of a legislative body, must provide ethics training to local agency officials every two years. Both of these laws require that the instructors possess specified qualifications in order for the training to be certified as meeting the legal mandate. The Office of County Counsel provides instructors who meet the statutorily-mandated qualifications.

The following Operational Priorities for County Counsel for Budget Year 2011-2012 reflect this focus and include:

- ◆ Provide State mandated training on workplace harassment to County managers and supervisors, and on ethics to elected and appointed officials receiving reimbursement for travel expenses.
- ◆ Provide high quality, cost-effective legal representation to all County departments and in all court and administrative proceedings.
- ◆ Provide legal advice and training to County staff to reduce liability and increase effectiveness.
- ◆ Cultivate an environment that ensures a well-trained staff capable of providing high quality legal services.

**SERVICES PROVIDED**

The Office of County Counsel serves as principal legal counsel for the Board of Supervisors and provides legal services to all County offices, departments and commissions. The Office is responsible for legal advice on all matters that impact the overall operation of County government. These include the following:

## **General Legal Services**

The General Legal Services Program provides general legal advice and representation to all County departments and programs including Sheriff, Zoning Enforcement, Health Services Agency, Behavioral Health and Recovery Services, Planning, Public Works, Economic Development and Personnel. Attorneys provide a variety of services in this program area, including research and preparation of legal opinions, litigation pleadings, and preparation of contracts for providing essential government services. Attorneys also provide legal advice and services to special districts.

## **Administration**

This program provides a minimum level of legal services as mandated by Government Code section 27640 et seq., and is limited to primary representation of the Board of Supervisors and County departments, supervision of department employees, administration of department resources and budget preparation and monitoring for the Office.

## **Child Welfare**

The Child Welfare Program provides all court representation for the Community Services Agency in child dependency cases from detention hearings through termination of parental rights, including all appeals and petitions for extraordinary writs arising out of such matters. Attorneys meet with social workers to assist with case management strategy and to assist with presentation of matters to the court. Training is provided to (1) social workers in all aspects of providing child dependency services; (2) to prospective foster parents as part of the Foster Pride Program; and (3) for community programs such as Court Appointed Special Advocate (CASA). Attorneys also analyze new legislation and provide opinions to the Department, including assistance to prepare contracts necessary for providing child dependency services.

## **Support Program**

The Support Program provides essential technical support of the County Counsel mission by assisting attorneys to prepare necessary contracts, correspondence, and pleadings, and by fulfilling payroll and accounting functions, and interacting with customers.

## **Collections**

The Collections Program provides legal support for court filings necessary to enforce judgments and collect funds owed to the County. Required pleadings are prepared and collection matters are tracked to ensure recovery of funds.

## **Solid Waste**

The Solid Waste Program provides general legal advice to the Environmental Resource Department concerning the Geer Road and Fink Road landfills, and the Waste-to-Energy project, including defense of existing and potential claims, public records act requests, development, expansion and closure of landfills, revisions to the Service Agreement for operation of the Waste-to-Energy project, and representation of the Solid Waste-to-Energy Committee.

## **LAFCO**

The LAFCO Program provides general legal advice to the Stanislaus County Local Agency Formation Commission (LAFCO), including representation of the Commission regarding all matters concerning the Commission such as compliance with all applicable laws including the Brown Act and the Fair Political Practices Act.

## **Capital Projects**

The Capital Projects Program handles legal issues relating to the construction process from land acquisition and project financing to post-construction issues. This includes such matters as, building contracts, bonds and sureties, construction and builders' liens, tendering, and construction claims.

### Bail Bonds

This program provides legal support necessary to assist in collecting on bail bonds that have been forfeited due to criminal defendants failing to appear in court as scheduled. During the last eighteen months, County Counsel, in coordination with the District Attorney's Office, has increased its effort to recover forfeited bonds. This has resulted in a substantial increase in revenue; from an average of \$35,000 per year to approximately \$350,000 per year. This program is not a mandated service, and additional funding is needed to continue this enhanced effort.

<b>County Counsel</b>				
<b>Classification</b>	<b>2009-2010 Actual</b>	<b>2010-2011 Adopted Budget</b>	<b>2011-2012 Requested Proposed Budget</b>	<b>2011-2012 Recommended Proposed Budget</b>
Taxes	\$0	\$0	\$0	\$0
Licenses, Permits, Franchises	\$0	\$0	\$0	\$0
Fines, Forfeitures, Penalties	\$0	\$0	\$0	\$0
Revenue from use of Assets	\$0	\$0	\$0	\$0
Intergovernmental Revenue	\$13,557	\$6,000	\$33,000	\$33,000
Charges for Service	\$1,122,543	\$1,157,000	\$1,002,440	\$1,002,440
Miscellaneous Revenue	\$0	\$20	\$20	\$20
Other Financing Sources	\$0	\$0	\$0	\$0
<b>Total Revenue</b>	<b>\$1,136,100</b>	<b>\$1,163,020</b>	<b>\$1,035,460</b>	<b>\$1,035,460</b>
Salaries and Benefits	\$1,893,364	\$2,029,008	\$1,719,789	\$1,719,789
Services and Supplies	\$149,402	\$225,264	\$135,995	\$135,995
Other Charges	\$42,123	\$40,790	\$64,630	\$64,630
Fixed Assets	\$0	\$0	\$0	\$0
Other Financing Uses	\$58,659	\$0	\$0	\$0
Equity	\$0	\$0	\$0	\$0
Intrafund	\$51,177	\$55,230	\$17,005	\$17,005
Contingencies	\$0	\$0	\$0	\$0
<b>Gross Costs</b>	<b>\$2,194,725</b>	<b>\$2,350,292</b>	<b>\$1,937,419</b>	<b>\$1,937,419</b>
<b>Fund Balance</b>	<b>\$0</b>	<b>\$0</b>	<b>\$0</b>	<b>\$0</b>
<b>Net County Cost</b>	<b>\$1,058,625</b>	<b>\$1,187,272</b>	<b>\$901,959</b>	<b>\$901,959</b>

### PROGRAM DISCUSSION

At the proposed level of funding County Counsel anticipates a structural salary shortfall of \$353,112 for Budget Year 2011-2012. It is anticipated that County Counsel will carry over fund balance of \$170,000 from Fiscal Year 2009-2010 and \$183,112 from Fiscal Year 2010-2011, for a total of \$353,112. Based upon use of carry over fund balance, County Counsel projects it can maintain all mandated programs and services.

The Office of County Counsel has one announced attorney retirement expected in the 4<sup>th</sup> Quarter of Budget Year 2011-12 that will result in a large termination cash-out, which has been budgeted. The Department will be evaluating the potential to fill the vacant attorney position created by the retirement in order to maintain mandated programs and services funded by fund balance savings.

### STAFFING IMPACTS

Total current authorized positions—16

There are no recommended changes to the current level of staffing.

Total recommended authorized positions— 16

## **RECOMMENDED PROPOSED BUDGET**

It is recommended that a budget of \$1,937,419 be approved for County Counsel. The net county cost contribution for this budget was reduced by approximately 24% or \$285,313 from the Fiscal Year 2010-2011 Adopted Final Budget level. At this level of funding the department achieves its net county cost reduction through the carry over of savings from the two previous fiscal years. This budget is funded from \$1,035,460 in estimated department revenue and a \$901,959 contribution from the General Fund. The Department also anticipates using approximately \$353,112 of prior year savings to fully fund the 2011-2012 Proposed Budget.



## **GENERAL SERVICES AGENCY**

### **MISSION STATEMENT**

The General Services Agency recognizes their important support role. The Department remains dedicated to providing all Stanislaus County customers with reliable and responsive support services.

### **OPERATIONAL PRIORITIES**

The General Services Agency (GSA) Operational Priorities are consistent with a refocused, streamlined, and customer-centric business strategy. All divisions are equally committed to core operational objectives that directly support the Board's stated efficiency priority.

The Operational Priorities for the 2011-2012 Budget Year include:

- ◆ **Improve Customer Service/Communication** – Earlier Service Level Agreement (SLA) outreach with customers to gain best understanding of service perception and expectation;
- ◆ **Improve Delivery of Services** – Streamlined divisional staffing, consolidated facilities maintenance, technology based process improvements, refocus on core services; and
- ◆ **Improve Staff Knowledge and Skill Sets** – Strive for 100% compliance with all mandatory training.

**STANISLAUS COUNTY, CALIFORNIA**  
**Budget Year 2011-2012**  
**FISCAL GENERAL SERVICES**  
**Other General**



**GENERAL SERVICES AGENCY—ADMINISTRATION**

Budget Unit 0100 0019010  
 General Fund

**SERVICES PROVIDED**

The General Services Agency (GSA) – Administration Division provides oversight and direction for the Agency, which includes Central Services, Fleet Services, Facilities Maintenance, and Purchasing. This Division insures that all GSA Divisions are achieving operational efficiency and exceptional service standards. Administration also provides long-range planning, budget oversight, human resource management, payroll management, and billing for the Agency. The General Services Agency provides facilities maintenance, housekeeping, purchasing, fleet services, and stores inventory for County departments, the Courts, 12<sup>th</sup> Street Office Building, 12<sup>th</sup> Street Parking Garage, and Gallo Center for the Arts.

<b>General Services Agency - Administration</b>				
<b>Classification</b>	<b>2009-2010 Actual</b>	<b>2010-2011 Adopted Budget</b>	<b>2011-2012 Requested Proposed Budget</b>	<b>2011-2012 Recommended Proposed Budget</b>
Taxes	\$0	\$0	\$0	\$0
Licenses, Permits, Franchises	\$0	\$0	\$0	\$0
Fines, Forfeitures, Penalties	\$0	\$0	\$0	\$0
Revenue from use of Assets	\$0	\$0	\$0	\$0
Intergovernmental Revenue	\$0	\$0	\$0	\$0
Charges for Service	\$12,716	\$32,391	\$214,976	\$214,976
Miscellaneous Revenue	\$0	\$0	\$0	\$0
Other Financing Sources	\$0	\$0	\$0	\$0
<b>Total Revenue</b>	<b>\$12,716</b>	<b>\$32,391</b>	<b>\$214,976</b>	<b>\$214,976</b>
Salaries and Benefits	\$498,180	\$541,703	\$588,091	\$588,091
Services and Supplies	\$6,029	\$4,130	\$2,608	\$2,608
Other Charges	\$14,647	\$14,990	\$7,390	\$7,390
Fixed Assets	\$0	\$0	\$0	\$0
Other Financing Uses	\$14,573	\$0	\$0	\$0
Equity	\$0	\$0	\$0	\$0
Intrafund	(\$27,644)	(\$82,303)	(\$20,253)	(\$20,253)
Contingencies	\$0	\$0	\$0	\$0
<b>Gross Costs</b>	<b>\$505,785</b>	<b>\$478,520</b>	<b>\$577,836</b>	<b>\$577,836</b>
<b>Fund Balance</b>	<b>\$0</b>	<b>\$0</b>	<b>\$0</b>	<b>\$0</b>
<b>Net County Cost</b>	<b>\$493,069</b>	<b>\$446,129</b>	<b>\$362,860</b>	<b>\$362,860</b>

**PROGRAM DISCUSSION**

At the proposed level of funding the Division will maintain the administrative functions of the office, including long-range planning, budget oversight, human resources management, payroll management, and billing for the Agency. With many County departments reducing expenditures, GSA has experienced significant revenue reductions and multiple reductions-in-force actions throughout its divisions, closing units, and reducing the scope of work performed to only reflect essential functions.

## **STAFFING IMPACTS**

Total current authorized positions— 5

There are no recommended changes to the current level of staffing.

Total recommended authorized positions— 5

## **RECOMMENDED PROPOSED BUDGET**

It is recommended that a budget of \$577,836 be approved for General Services Agency – Administration. The net county cost contribution for this budget was reduced approximately 19% or \$83,269 from the Fiscal Year 2010-2011 Adopted Final Budget level. At this level of funding the Department achieves its net county cost reduction by reducing the scope of work performed to only reflect essential functions. This budget is funded from \$214,976 in estimated department revenue and a \$362,860 contribution from the General Fund.

**STANISLAUS COUNTY, CALIFORNIA**  
**Budget Year 2011-2012**  
**FISCAL GENERAL SERVICES**  
**Other General**



**GENERAL SERVICES AGENCY—CENTRAL SERVICES DIVISION**

Budget Unit 5001 0018210  
 Internal Service Fund

**SERVICES PROVIDED**

The General Services Agency (GSA) – Central Services Division provides Electronic Data Management (EDM), bulk stores, delivery, mailroom, messenger, and salvage services. The costs of these services are charged to County departments based on the level of service provided.

**CASH BALANCE**

As of July 1, 2011, this fund is projected to have a positive cash balance of \$176,161 compared to the July 1, 2010 positive balance of \$201,161. The decrease is attributed to the final closure of the print shop and the start up of the Electronic Data Management (EDM) unit.

<b>General Services Agency - Central Services Division</b>				
<b>Classification</b>	<b>2009-2010 Actual</b>	<b>2010-2011 Adopted Budget</b>	<b>2011-2012 Requested Proposed Budget</b>	<b>2011-2012 Recommended Proposed Budget</b>
Taxes	\$0	\$0	\$0	\$0
Licenses, Permits, Franchises	\$0	\$0	\$0	\$0
Fines, Forfeitures, Penalties	\$0	\$0	\$0	\$0
Revenue from use of Assets	\$0	\$0	\$0	\$0
Intergovernmental Revenue	\$0	\$0	\$8,100	\$8,100
Charges for Service	\$1,144,206	\$1,003,311	\$661,465	\$661,465
Miscellaneous Revenue	\$515	\$0	\$0	\$0
Other Financing Sources	\$0	\$0	\$0	\$0
<b>Total Revenue</b>	<b>\$1,144,721</b>	<b>\$1,003,311</b>	<b>\$669,565</b>	<b>\$669,565</b>
Salaries and Benefits	\$609,249	\$582,213	\$420,869	\$420,869
Services and Supplies	\$292,750	\$238,902	\$68,458	\$68,458
Other Charges	\$170,768	\$168,566	\$177,898	\$177,898
Fixed Assets	\$0	\$0	\$0	\$0
Other Financing Uses	\$15,774	\$0	\$0	\$0
Equity	\$0	\$0	\$0	\$0
Intrafund	\$8,437	\$13,630	\$2,340	\$2,340
Contingencies	\$0	\$0	\$0	\$0
<b>Gross Costs</b>	<b>\$1,096,978</b>	<b>\$1,003,311</b>	<b>\$669,565</b>	<b>\$669,565</b>
Retained Earnings	(\$47,743)	\$0	\$0	\$0
<b>Net County Cost</b>	<b>\$0</b>	<b>\$0</b>	<b>\$0</b>	<b>\$0</b>

**PROGRAM DISCUSSION**

GSA – Central Services is an Internal Service Fund division, deriving funding from County departments by providing necessary services. GSA – Central Services made extensive cuts to staff and programs in Fiscal Year 2010-2011, including closing the Central Services Print Shop Unit in preparation for the 2011-2012 Budget Year. Services provided in 2011-2012 will be limited to core County services. At the proposed level of funding, GSA – Central Services will maintain mailroom and warehouse services and has partnered with the Stanislaus County Strategic Business Technology (SBT) Department to implement an Electronic Data Management (EDM) program.



Over the last 20 years, Stanislaus County has experienced significant population growth. This growth correlates with increases in customers, cases, and incidents of interaction all of which serve to generate more and more paper files stored in County departments and storage facilities. To reclaim space lost to file storage, Stanislaus County must reduce its reliance on paper files. The EDM program is designed to reduce paper files stored in departments and storage facilities, and improve the efficiency of departments by reducing the time needed to access stored files. Partnering with SBT, GSA – Central Services has begun a pilot program with the District Attorney to scan 1,500 square feet of stored files. When completed, these files will be easily accessed by the District Attorney’s office as part of the Integrated Criminal Justice Information System (ICJIS) database, and will reduce staff time spent retrieving files from storage. When the pilot project has been completed, other County departments will be able to request transfer of stored files to the SBT database system, further reducing the County’s reliance on stored paper files.

### **STAFFING IMPACTS**

Total current authorized positions— 6

There are no recommended changes to the current level of staffing.

Total recommended authorized positions— 6

### **RECOMMENDED PROPOSED BUDGET**

It is recommended that a budget of \$669,565 be approved for General Services Agency – Central Services Division. This budget is funded from \$669,565 in estimated department revenue.

**STANISLAUS COUNTY, CALIFORNIA**  
**Budget Year 2011-2012**  
**FISCAL GENERAL SERVICES**  
**Property Management**



**GENERAL SERVICES AGENCY—FACILITIES MAINTENANCE DIVISION**

Budget Unit 5170 0018700  
 Internal Service Fund

**SERVICES PROVIDED**

The General Services Agency – Facilities Maintenance Division is comprised of two main programs; Maintenance Services and Custodial Services.

The Maintenance Unit of the Facilities Maintenance Division (FMD) maintains and operates building systems and equipment for County-owned facilities. The Division provides in-house custodial services and administers contract custodial services for County facilities. In addition to providing in-house carpentry, lock shop, and preventative maintenance, the Division provides safety remediation and American's with Disability Act (ADA) access ramps for trailers and other County facilities.

Beginning in Fiscal Year 2008-2009, custodial, maintenance, and utility costs have been charged out by GSA – Facilities Maintenance to all departments. Costs associated with Tenth Street Place (TSP) are directed by the Tenth Street Joint Powers Agency (JPA). TSP costs are approved by the JPA, whose members are from the City of Modesto, the County of Stanislaus, and private retail partners.

<b>General Services Agency - Facilities Maintenance Division</b>				
<b>Classification</b>	<b>2009-2010 Actual</b>	<b>2010-2011 Adopted Budget</b>	<b>2011-2012 Requested Proposed Budget</b>	<b>2011-2012 Recommended Proposed Budget</b>
Taxes	\$0	\$0	\$0	\$0
Licenses, Permits, Franchises	\$0	\$0	\$0	\$0
Fines, Forfeitures, Penalties	\$0	\$0	\$0	\$0
Revenue from use of Assets	\$79,989	\$40,000	\$64,572	\$64,572
Intergovernmental Revenue	\$41,814	\$20,000	\$35,000	\$35,000
Charges for Service	\$3,658,412	\$3,604,597	\$4,654,393	\$4,654,393
Miscellaneous Revenue	\$1,305	\$0	\$0	\$0
Other Financing Sources	\$2,520	\$0	\$0	\$0
<b>Total Revenue</b>	<b>\$3,784,040</b>	<b>\$3,664,597</b>	<b>\$4,753,965</b>	<b>\$4,753,965</b>
Salaries and Benefits	\$3,142,951	\$3,158,499	\$2,782,634	\$2,782,634
Services and Supplies	\$5,271,445	\$5,547,332	\$1,761,691	\$1,761,691
Other Charges	\$204,235	\$237,490	\$594,186	\$594,186
Fixed Assets	\$0	\$0	\$0	\$0
Other Financing Uses	\$83,146	\$0	\$0	\$0
Equity	\$0	\$0	\$0	\$0
Intrafund	(\$5,042,366)	(\$5,278,724)	\$0	\$0
Contingencies	\$0	\$0	\$0	\$0
<b>Gross Costs</b>	<b>\$3,659,411</b>	<b>\$3,664,597</b>	<b>\$5,138,511</b>	<b>\$5,138,511</b>
Retained Earnings	(\$124,629)	\$0	\$384,546	\$384,546
<b>Net County Cost</b>	<b>\$0</b>	<b>\$0</b>	<b>\$0</b>	<b>\$0</b>

## **PROGRAM DISCUSSION**

In Budget Year 2011-2012 GSA – Facilities will become an Internal Service Fund, fully recognizing all costs. As a result, a loan is needed from the General Fund to fund the total liability for compensated absences and depreciation in the amount of \$384,546. GSA – Facilities Maintenance will repay the loan back to the General Fund over a period of five years beginning in Budget Year 2012-2013. The repayment will be reviewed annually in comparison to the Department's overhead rate and may be extended beyond the five years to avoid an unreasonable rate increase. The change to an Internal Service Fund will improve budgeting and long-term management of funds. These accounting changes are being done as part of, and in response to, the restructuring of GSA – Facilities Maintenance, which began in Fiscal Year 2010 - 2011. Additionally, Utilities is now a separate budget that has historically been included in the FMD budget.

In the 2010–2011 Fiscal Year, GSA – Facilities implemented substantial staffing and program reductions. The Carpentry shop has been closed and services have been reduced to a core level including preventative maintenance and emergency repairs. At the proposed level of funding, the Division will perform other, discretionary repair requests as scheduling allows.

To increase efficiency and accountability for parts and supplies inventory the Department has requested to restore a vacant, unfunded position and reclassify to a Storekeeper I. Currently Maintenance Engineers are responsible for purchasing supplies and equipment needed for work orders. With the addition of a Storekeeper, Maintenance Engineers would obtain supplies and equipment from inventory, which would be procured and maintained by the Storekeeper. Additionally, this position would provide clerical support by assisting with reports required by various State agencies, and accounting detail as needed. The Storekeeper position would be funded through parts and supply charges to departments.

As County buildings continue to age, deferred maintenance will become a critical component of funding building repairs. Over the past several fiscal years, including Budget Year 2011-2012, Deferred Maintenance has been funded at \$500,000 in the County's Plant Acquisition budget. GSA Facilities Maintenance Division along with CEO Capital Projects Division are working closely with one another to identify and prioritize critical building systems issues, such as Heating, Ventilating, and Air Conditioning (HVAC), boilers, and roofing, Deferred Maintenance will continue to become an increasingly critical component of future budgets.

## **STAFFING IMPACTS**

The Department has requested to restore an unfunded Administrative Secretary position and reclassify downward to a Storekeeper. This position will provide inventory management and clerical support to the division.

Total current authorized positions— 29

It is recommended to restore an unfunded Administrative Secretary position and reclassify downward to a Storekeeper I.

Total recommended authorized positions— 30

## **RECOMMENDED PROPOSED BUDGET**

It is recommended that a budget of \$5,138,511 be approved for General Services Agency – Facilities Maintenance Division. This budget is funded from \$4,753,965 in estimated department revenue and \$384,546 contribution from the General Fund.

**STANISLAUS COUNTY, CALIFORNIA**  
**Budget Year 2011-2012**  
**FISCAL GENERAL SERVICES**  
**Other General**



**GENERAL SERVICES AGENCY—FLEET SERVICES DIVISION**

Budget Unit 5021 0018500  
 Internal Service Fund

**SERVICES PROVIDED**

The GSA – Fleet Services Division provides preventative and prescriptive maintenance as well as administrative services for approximately 900 County vehicles and other pieces of specialized equipment. Administrative duties include vehicle record keeping and vehicle licensing. Fleet Services complies with State and Federal regulatory requirements including vehicle smog inspection, OSHA safety standards, and EPA hazardous waste standards.

**CASH BALANCE**

As of July 1, 2011, this fund is projected to have a positive cash balance \$147,076 compared to the July 1, 2010 positive balance of \$202,077. The decrease is attributed to an unanticipated continued decline in requested services in Fiscal Year 2010 - 2011.

<b>General Services Agency - Fleet Services Division</b>				
<b>Classification</b>	<b>2009-2010 Actual</b>	<b>2010-2011 Adopted Budget</b>	<b>2011-2012 Requested Proposed Budget</b>	<b>2011-2012 Recommended Proposed Budget</b>
Taxes	\$0	\$0	\$0	\$0
Licenses, Permits, Franchises	\$0	\$0	\$0	\$0
Fines, Forfeitures, Penalties	\$0	\$0	\$0	\$0
Revenue from use of Assets	\$0	\$0	\$0	\$0
Intergovernmental Revenue	\$0	\$0	\$36,170	\$36,170
Charges for Service	\$2,232,368	\$2,309,665	\$2,130,283	\$2,130,283
Miscellaneous Revenue	\$44,380	\$15,000	\$15,000	\$15,000
Other Financing Sources	\$11,985	\$0	\$0	\$0
<b>Total Revenue</b>	<b>\$2,288,733</b>	<b>\$2,324,665</b>	<b>\$2,181,453</b>	<b>\$2,181,453</b>
Salaries and Benefits	\$822,711	\$829,267	\$703,260	\$703,260
Services and Supplies	\$1,251,106	\$1,360,457	\$1,338,445	\$1,338,445
Other Charges	\$120,916	\$134,941	\$139,748	\$139,748
Fixed Assets	\$0	\$0	\$0	\$0
Other Financing Uses	\$22,626	\$0	\$0	\$0
Equity	\$0	\$0	\$0	\$0
Intrafund	\$0	\$0	\$0	\$0
Contingencies	\$0	\$0	\$0	\$0
<b>Gross Costs</b>	<b>\$2,217,359</b>	<b>\$2,324,665</b>	<b>\$2,181,453</b>	<b>\$2,181,453</b>
Retained Earnings	(\$71,374)	\$0	\$0	\$0
<b>Net County Cost</b>	<b>\$0</b>	<b>\$0</b>	<b>\$0</b>	<b>\$0</b>

**PROGRAM DISCUSSION**

GSA – Fleet Services has completed a reorganization designed to re-allocate staffing positions to improve efficient operations. GSA – Fleet Services is an Internal Service Fund, deriving funding from County departments by providing necessary services. At the proposed level of funding GSA – Fleet Services will continue to provide preventative and prescriptive maintenance for approximately 900 County vehicles and other pieces of specialized equipment. Fleet Services will also continue to be responsible for the disposal of County Fleet assets, administrative duties such as vehicle record

keeping and vehicle licensing, and compliance with State and Federal regulatory requirements including vehicle smog inspection, OSHA safety standards, and EPA hazardous waste standards. However, repairs to body and paint will continue to be limited to only those repairs required to make the vehicle safe to operate.

GSA has contacted the Sheriff, Behavioral Health Recovery Services, Department of Environmental Services, and Community Services Agency to confirm that they do not see a decline in vehicle usage over the next 12 months. These departments represent 54% of all County vehicles. Many County departments feel that the use of County vehicles is integral to the services they provide. Mileage tracking maintained by GSA – Fleet Services when vehicles are brought in for service, indicates that in Fiscal Year 2010-2011 mileage is down approximately 100,000 miles per month, across all County departments, when compared to Fiscal Year 2009-2010.

In developing this budget, it was necessary to make assumptions regarding unleaded gasoline usage and pricing. GSA – Fleet Services anticipates an increase in the average price of unleaded gasoline over the pricing in the first half of Budget Year 2011-2012. Should this increase be greater than anticipated or if State of California gasoline tax should increase, GSA – Fleet Services would need to request additional appropriations to purchase gasoline for the County.

### **STAFFING IMPACTS**

Total current authorized positions— 8

There are no recommended changes to the current level of staffing.

Total recommended authorized positions—8

### **RECOMMENDED PROPOSED BUDGET**

It is recommended that a budget of \$2,181,453 be approved for General Services Agency – Fleet Services Division. This budget is funded from \$2,181,453 in estimated department revenue.

**STANISLAUS COUNTY, CALIFORNIA**  
**Budget Year 2011-2012**  
**FISCAL GENERAL SERVICES**  
**Finance**



**GENERAL SERVICES AGENCY—PURCHASING DIVISION**

Budget Unit 0100 0015310  
 General Fund

**SERVICES PROVIDED**

The General Services Agency (GSA) – Purchasing Division is responsible for acquiring goods and services, negotiating contracts, and leasing property and equipment for the County. In addition to these activities, GSA – Purchasing staff provides County departments consultation on procurement needs and contract facilitation. The GSA – Purchasing Division, in conjunction with GSA – Central Services is also responsible for the sale and/or disposal of surplus County property.

<b>General Services Agency - Purchasing Division</b>				
<b>Classification</b>	<b>2009-2010 Actual</b>	<b>2010-2011 Adopted Budget</b>	<b>2011-2012 Requested Proposed Budget</b>	<b>2011-2012 Recommended Proposed Budget</b>
Taxes	\$0	\$0	\$0	\$0
Licenses, Permits, Franchises	\$0	\$0	\$0	\$0
Fines, Forfeitures, Penalties	\$0	\$0	\$0	\$0
Revenue from use of Assets	\$0	\$0	\$0	\$0
Intergovernmental Revenue	\$0	\$0	\$11,439	\$11,439
Charges for Service	\$369,114	\$351,270	\$382,804	\$382,804
Miscellaneous Revenue	\$344	\$0	\$0	\$0
Other Financing Sources	\$0	\$0	\$0	\$0
<b>Total Revenue</b>	<b>\$369,458</b>	<b>\$351,270</b>	<b>\$394,243</b>	<b>\$394,243</b>
Salaries and Benefits	\$425,969	\$447,080	\$331,822	\$331,822
Services and Supplies	\$14,594	\$27,880	\$143,187	\$143,187
Other Charges	\$16,377	\$20,760	\$23,890	\$23,890
Fixed Assets	\$0	\$0	\$0	\$0
Other Financing Uses	\$11,696	\$0	\$0	\$0
Equity	\$0	\$0	\$0	\$0
Intrafund	\$22,372	\$30,891	\$29,953	\$29,953
Contingencies	\$0	\$0	\$0	\$0
<b>Gross Costs</b>	<b>\$491,008</b>	<b>\$526,611</b>	<b>\$528,852</b>	<b>\$528,852</b>
<b>Fund Balance</b>	<b>\$0</b>	<b>\$0</b>	<b>\$0</b>	<b>\$0</b>
<b>Net County Cost</b>	<b>\$121,550</b>	<b>\$175,341</b>	<b>\$134,609</b>	<b>\$134,609</b>

**PROGRAM DISCUSSION**

At the proposed level of funding, GSA - Purchasing can assist departments with acquiring goods and services, negotiating contracts, and leasing property and equipment for the County. Additionally, GSA – Purchasing will provide consultation on procurement needs and contract facilitation. The Division will also be able to aggressively seek cooperative purchasing agreements, master agreements, and other acquisition strategies to save county departments money on the purchase of goods and services. The Purchasing Division, in conjunction with Central Services, will continue to be responsible for the sale and/or disposal of surplus County property.

## **STAFFING IMPACTS**

Total current authorized positions— 4

There are no recommended changes to the current level of staffing.

Total recommended authorized positions— 4

## **RECOMMENDED PROPOSED BUDGET**

It is recommended that a budget of \$528,852 be approved for General Services Agency – Purchasing. The net county cost contribution for this budget was reduced approximately 23% or \$40,732 from the Fiscal Year 2010-2011 Adopted Final Budget level. At this level of funding the Department achieves its net county cost reduction by unfunding vacant positions in Fiscal Year 2010-2011. This budget is funded from \$394,243 in estimated department revenue and a \$134,609 contribution from the General Fund.

**STANISLAUS COUNTY, CALIFORNIA**  
**Budget Year 2011-2012**  
**FISCAL GENERAL SERVICES**  
**Other General**



**GENERAL SERVICES AGENCY—12TH STREET OFFICE BUILDING**

Budget Unit 171A 0016200  
 Special Revenue Fund

**SERVICES PROVIDED**

The 12<sup>th</sup> Street Office Building is owned jointly by Stanislaus County, Stanislaus County Employees Retirement Association (StanCERA), and a private developer, Westland Development Corporation. The facility was completed and opened in 2006.

The General Services Agency – 12<sup>th</sup> Street Office budget is established to process and distribute operational costs associated with the 12<sup>th</sup> Street Office Building. Those costs include utilities, maintenance, custodial, and other ongoing costs of the building.

**CASH BALANCE**

As of July 1, 2011, this fund is projected to have a positive cash balance \$3,407 and has had no change when compared to the July 1, 2010 positive balance of \$3,407.

<b>General Services Agency - 12th Street - Office Building</b>				
<b>Classification</b>	<b>2009-2010 Actual</b>	<b>2010-2011 Adopted Budget</b>	<b>2011-2012 Requested Proposed Budget</b>	<b>2011-2012 Recommended Proposed Budget</b>
Taxes	\$0	\$0	\$0	\$0
Licenses, Permits, Franchises	\$0	\$0	\$0	\$0
Fines, Forfeitures, Penalties	\$0	\$0	\$0	\$0
Revenue from use of Assets	\$0	\$0	\$0	\$0
Intergovernmental Revenue	\$0	\$0	\$0	\$0
Charges for Service	\$9,164	\$13,474	\$8,978	\$8,978
Miscellaneous Revenue	\$0	\$0	\$0	\$0
Other Financing Sources	\$0	\$0	\$0	\$0
<b>Total Revenue</b>	<b>\$9,164</b>	<b>\$13,474</b>	<b>\$8,978</b>	<b>\$8,978</b>
Salaries and Benefits	\$0	\$0	\$0	\$0
Services and Supplies	\$910	\$890	\$9,140	\$9,140
Other Charges	\$23,232	\$26,630	\$9,200	\$9,200
Fixed Assets	\$0	\$0	\$0	\$0
Other Financing Uses	\$0	\$0	\$0	\$0
Equity	\$0	\$0	\$0	\$0
Intrafund	\$0	\$0	\$0	\$0
Contingencies	\$0	\$0	\$0	\$0
<b>Gross Costs</b>	<b>\$24,142</b>	<b>\$27,520</b>	<b>\$18,340</b>	<b>\$18,340</b>
Fund Balance	(\$274)	\$0	\$0	\$0
<b>Net County Cost</b>	<b>\$15,252</b>	<b>\$14,046</b>	<b>\$9,362</b>	<b>\$9,362</b>

**PROGRAM DISCUSSION**

At the proposed level of funding, the Department will fund expenses associated with the 12<sup>th</sup> Street Office Building. The budget includes expenses for the 12<sup>th</sup> Street Condominium Association, which is comprised of the County, StanCERA, and Westland Development Company as approved by the Board of Supervisors on July 11, 2006.



**STAFFING IMPACTS**

Total current authorized positions— 0

**RECOMMENDED PROPOSED BUDGET**

It is recommended that a budget of \$18,340 be approved for General Services Agency – 12<sup>th</sup> Street Office Building. This budget is funded from \$8,978 in estimated department revenue and a \$9,362 contribution from the General Fund.

**STANISLAUS COUNTY, CALIFORNIA**  
**Budget Year 2011-2012**  
**FISCAL GENERAL SERVICES**  
**Property Management**



**GENERAL SERVICES AGENCY—UTILITIES**

Budget Unit 5170 0018720  
 Internal Service Fund

**SERVICES PROVIDED**

General Services Agency – Utilities, which is managed through GSA – Administration, processes utility payments on behalf of County departments, and monitors changes in utility rates for the County.

<b>General Services Agency - Utilities</b>				
<b>Classification</b>	<b>2009-2010 Actual</b>	<b>2010-2011 Adopted Budget</b>	<b>2011-2012 Requested Proposed Budget</b>	<b>2011-2012 Recommended Proposed Budget</b>
Taxes	\$0	\$0	\$0	\$0
Licenses, Permits, Franchises	\$0	\$0	\$0	\$0
Fines, Forfeitures, Penalties	\$0	\$0	\$0	\$0
Revenue from use of Assets	\$0	\$0	\$0	\$0
Intergovernmental Revenue	\$0	\$0	\$20,000	\$20,000
Charges for Service	\$0	\$0	\$1,372,170	\$1,372,170
Miscellaneous Revenue	\$0	\$0	\$0	\$0
Other Financing Sources	\$0	\$0	\$0	\$0
<b>Total Revenue</b>	<b>\$0</b>	<b>\$0</b>	<b>\$1,392,170</b>	<b>\$1,392,170</b>
Salaries and Benefits	\$0	\$0	\$0	\$0
Services and Supplies	\$0	\$0	\$3,994,190	\$3,994,190
Other Charges	\$0	\$0	\$0	\$0
Fixed Assets	\$0	\$0	\$0	\$0
Other Financing Uses	\$0	\$0	\$0	\$0
Equity	\$0	\$0	\$0	\$0
Intrafund	\$0	\$0	(\$2,602,020)	(\$2,602,020)
Contingencies	\$0	\$0	\$0	\$0
<b>Gross Costs</b>	<b>\$0</b>	<b>\$0</b>	<b>\$1,392,170</b>	<b>\$1,392,170</b>
Retained Earnings	\$0	\$0	\$0	\$0
<b>Net County Cost</b>	<b>\$0</b>	<b>\$0</b>	<b>\$0</b>	<b>\$0</b>

**PROGRAM DISCUSSION**

General Services Agency – Utilities was separated from the GSA – Facilities Maintenance Division to become an Internal Service Fund devoted to processing utility payments for several County departments and Joint Powers Agreements (JPA), not including 10<sup>th</sup> Street Place. At the proposed level of funding GSA – Utilities will be maintained by the GSA – Administration Division and payments will be made on behalf of County departments. An increase of 5% has been built into the budget for Budget Year 2011 – 2012; however, as only actual invoices are paid.

**STAFFING IMPACTS**

Total current authorized positions— 0

**RECOMMENDED PROPOSED BUDGET**

It is recommended that a budget of \$1,392,170 be approved for General Services Agency – Utilities. This budget is funded from \$1,392,170 in estimated department revenue.



## **STRATEGIC BUSINESS TECHNOLOGY**

### **MISSION STATEMENT**

The mission of the Strategic Business Technology Department (SBT) is to provide a positive impact on County and community stakeholders by delivering business critical systems and infrastructure. SBT is committed to providing a high standard of technical leadership and direction while connecting the processes and communication relationships throughout Stanislaus County. SBT strives to build and enhance high performance and cost effective web-based products while maximizing customer service and technical capability and evaluating and integrating potential technologies and tools that will meet the future needs of the Stanislaus County information technology architectural vision.

### **OPERATIONAL PRIORITIES**

The Operational Priorities for Strategic Business Technology for 2011-2012 Budget Year include:

- ◆ Continue to participate in Continuity of Operations Plan (COOP) project and implement internal quarterly COOP Exercises to evaluate effectiveness of COOP plan;
- ◆ Partner with SR911 and the Chief Executive Office Capital Projects Division to focus on the SBT Data Center Server Room improvements including backup power, fire suppression, and server racking systems, power distribution, and cable management;
- ◆ Consolidate services into a smaller footprint and reduced number of systems to be managed as a method of cost savings and improving efficiency;
- ◆ Design and implement a plan to regularly upgrade systems and applications as a method of managing security risks and improving performance; and
- ◆ Continue to target Centrex Customers for conversion to VoIP Telephony Services as a cost savings measure for the entire county and to improve communications services for customers affected.

**STANISLAUS COUNTY, CALIFORNIA**  
**Budget Year 2011-2012**

---

**FISCAL GENERAL SERVICES**  
**Other General**



**STRATEGIC BUSINESS TECHNOLOGY**

Budget Unit 5031 0048100  
Internal Service Fund

**SERVICES PROVIDED**

**Help Desk & Desktop Support Services**

Strategic Business Technology (SBT) provides a variety of desktop support to County departments based on the customer's technical resources, including proactive patch management for virus protection and system integrity. A Customer Support Center is available for the benefit of customers from 7:30 AM to 5:00 PM Monday through Friday, except legal holidays. Technical support can be provided for any one of the services provided to customers of SBT.

**Financial Applications**

The Financial Application Support Group maintains the Oracle applications used by County departments. Applications included are the Oracle Financial Management System (FMS) and the PeopleSoft Payroll System. In addition, the group provides database administration services for the Oracle database system, as well as supporting add-on modules and data integration between applications.

**E-Mail Hosting Services**

SBT provides a highly available, secure e-mail system for Stanislaus County departments. SBT's e-mail system enables County staff to communicate with one another as well as with the rest of the world via the Internet.

**Local Area and Wide Area Network Support**

SBT maintains the systems that allow customers to connect to countywide applications and intercommunicate with other SBT customers and external entities such as the State of California. SBT provides a Local Area Network (LAN) service on behalf of many County departments. This service provides management of necessary network equipment such as routers, switches, and security systems. This service also provides electronic data printing hosting services. Engineers are on-call to support networks and servers 24 hours a day, 365 days a year.

**Information Security**

Information security services include providing security direction and support to County departments. SBT provides proactive monitoring and vulnerability assessment of network equipment, file servers and desktop PCs.

**County Website**

SBT, working with County departments and divisions, focuses on opportunities to realize the benefits of emerging Internet technologies to extend the ability of government to provide information and services to County residents, businesses, civic groups, and other interested parties. SBT provides content updates for Departments as well as the development of new Web sites.

## Web Application Development & Support

Development services are offered by SBT in the areas of system integration, electronic document management (EDM), E-government (on-line) applications and development, and installed software support. SBT provides full database administration services for SQL, and MySQL.

## CASH BALANCE

As of July 1, 2011, this fund is projected to have a positive cash balance of \$2,328,913 compared to the July 1, 2010 positive balance of \$2,557,669. This decrease is attributed to the use of a portion of the cash balance to reduce the Strategic Business Technology Cost Allocation Plan (CAP) charges to other departments and for the necessary PeopleSoft 9.1 upgrade, Strategic Business Technology data center improvements and data storage upgrades, and critical infrastructure upgrades.

<b>Strategic Business Technology</b>				
<b>Classification</b>	<b>2009-2010 Actual</b>	<b>2010-2011 Adopted Budget</b>	<b>2011-2012 Requested Proposed Budget</b>	<b>2011-2012 Recommended Proposed Budget</b>
Taxes	\$0	\$0	\$0	\$0
Licenses, Permits, Franchises	\$0	\$0	\$0	\$0
Fines, Forfeitures, Penalties	\$0	\$0	\$0	\$0
Revenue from use of Assets	\$0	\$0	\$0	\$0
Intergovernmental Revenue	\$0	\$0	\$0	\$0
Charges for Service	\$3,842,776	\$3,723,953	\$3,336,728	\$3,336,728
Miscellaneous Revenue	\$0	\$0	\$0	\$0
Other Financing Sources	\$0	\$0	\$0	\$0
<b>Total Revenue</b>	<b>\$3,842,776</b>	<b>\$3,723,953</b>	<b>\$3,336,728</b>	<b>\$3,336,728</b>
Salaries and Benefits	\$2,458,927	\$2,764,201	\$2,435,488	\$2,435,488
Services and Supplies	\$1,066,293	\$944,439	\$979,714	\$979,714
Other Charges	\$251,564	\$319,818	\$303,687	\$303,687
Fixed Assets				
Equipment	\$4,601	\$24,500	\$75,500	\$75,500
Other Financing Uses	\$236,651	\$0	\$0	\$0
Equity	\$0	\$0	\$0	\$0
Intrafund	\$0	\$0	\$0	\$0
Contingencies	\$0	\$0	\$0	\$0
<b>Gross Costs</b>	<b>\$4,018,035</b>	<b>\$4,052,958</b>	<b>\$3,794,389</b>	<b>\$3,794,389</b>
Retained Earnings	\$175,259	\$329,005	\$457,661	\$457,661
<b>Net County Cost</b>	<b>\$0</b>	<b>\$0</b>	<b>\$0</b>	<b>\$0</b>

## PROGRAM DISCUSSION

At the proposed level of funding the Department will continue to provide the following services: Help Desk & Desktop Support Services, Financial Applications, E-Mail Hosting Services, Local Area and Wide Area Network Support, Information Security, County Website, and Web Application Development & Support.

Budget Year 2011-2012 revenue is comprised of charges to departments in the amount of \$3,039,728, Project/Other revenue in the amount of \$297,000, and use of fund balance in the amount of \$457,661. In order to assist County departments in achieving their 2011-2012 budget reduction targets, SBT will reduce charges to departments by over 15.15% and reduce expenditures by approximately 5.82% relying on an increased use of retained earnings. In Fiscal Year 2010-2011, SBT had reduced charges to departments by over 8% and reduced expenditures by approximately 6%, relying on an increased use of retained earnings. The two-year combined reduction in department charges is over 21.5% from Fiscal Year 2009-2010, while reducing expenditures by almost 12%.

SBT has had a number of Reduction-In-Force (RIF) actions in Fiscal Year 2010-2011 with the deletion of three filled positions and one vacant position due to a loss in department revenue. SBT plans to leave a System Engineer II and Senior Software Developer/Analyst positions vacant and unfunded in

Budget Year 2011-2012. In January 2012, a Senior Software Developer/Analyst position will become vacant through a planned retirement; this position will remain vacant and unfunded for the remainder of the fiscal year.

Anticipated expenditure reductions for Budget Year 2011-2012 are the result of multiple factors. SBT continues to carefully evaluate application utilization, information migration to alternate applications and benefit analysis. Based upon this assessment, SBT has chosen not to renew maintenance and support for several applications or utilize an alternate application at a significantly reduced cost. These changes have resulted in a reduction of expenditures by almost \$62,240.

SBT continues to focus on finding ways to be more efficient. SBT has been very successful in utilizing products, such as ZenWorks and VMWare, to remotely install applications to desktops, trouble shoot customer desktop issues, and push out desktop patches and upgrades to multiple desktops simultaneously without having to visit each and every desktop. Staff is able to accomplish more in fewer man hours. Staff will continue research and leverage, when appropriate, the use of less expensive applications and Open Source tools and technologies to offset the rising cost of packaged solutions. There will be on-going cross training to provide a tiered level of support for all applications.

In partnership with the Auditor-Controller's Office, SBT will continue to support the application upgrades for the Oracle Financial Management System (FMS) and PeopleSoft Human Resource Management System (HRMS). Investing in the upgrade now will eliminate long term recurring costs to remain on an older version. In the past, the County paid outside consultants to perform the upgrades to these mission critical applications. The progress of the current upgrades has been primarily completed in-house. Although some outside consultancy will be required for the PeopleSoft HRMS upgrade, project estimates are considerably reduced due to the utilization of internal resources and staff. The Oracle FMS upgrade is expected to be completed solely with the expertise of County staff. SBT intends to utilize \$236,244 of Fiscal Year 2010-2011 appropriations to support the upgrade of these mission critical systems, some of which may need to be carried forward into Budget Year 2011-2012.

SBT will continue support of the Business Continuity Strategy, focusing on the need to ensure minimal disruption of service delivery for critical systems. A key element of this strategy includes replacement of older server equipment with newer, more reliable technology. Emphasis also continues to be placed on the SBT Data Center Server Room improvements including backup power, fire suppression, and server racking systems, power distribution, and cable management. SBT in partnership with the Chief Executive Office Capital Projects Division will continue in Budget Year 2011-2012 to bring these business continuity improvements to fruition.

The County currently uses the GroupWise email environment by Novell. It is important that the County continues its efforts to research emerging technologies, including cloud computing, and new program offerings. In 2010, the County researched an alternative email system and, although conversion to this system was not implemented, it became clear that any change of platform will require one-time start up funds to manage a successful deployment. SBT wants to ensure the County is well positioned to fund a potential transition in the next couple of years. SBT intends to reserve fund balance in the amount of \$250,000 for the future replacement of the existing email platform for SBT supported email customers.

## **STAFFING IMPACTS**

The Board of Supervisors approved a reduction-in-force action on April 5, 2011, deleting two filled positions and one vacant position effective June 18, 2011.

Total current authorized positions effective June 18, 2011— 20

There are no recommended changes to the current level of staffing in the Proposed Budget.

Total recommended authorized positions— 20

## **RECOMMENDED PROPOSED BUDGET**

It is recommended that a budget of \$3,794,389 be approved for Strategic Business Technology. This budget is funded from \$3,336,728 in estimated department revenue and \$457,661 in departmental retained earnings.



**STANISLAUS COUNTY, CALIFORNIA**  
**Budget Year 2011-2012**  
**FISCAL GENERAL SERVICES**  
**Other General**



**STRATEGIC BUSINESS TECHNOLOGY—TELECOMMUNICATIONS**

Budget Unit 5011 0048200  
 Internal Service Fund

**SERVICES PROVIDED**

Strategic Business Technology (SBT) Telecommunications serves as the primary support team for the County-wide Voice over Internet Protocol (VoIP) and NEC Private Branch Exchange (PBX's) telecommunication systems. SBT Telecommunications will continue in its capacity as the lead County agency in the implementation of VoIP telephony systems. Directly and indirectly, SBT Telecommunications Division provides technical and customer assistance to all County departments for their telecommunications and data infrastructure lines.

Telecommunications trained technicians maintain the primary VoIP telephony system, all of the PBX telecommunication systems, and key systems owned by the County. Technology staff works closely with each customer, when moves, adds, changes, and deletions are needed for the VoIP, PBX, Key Systems and even Centrex Services. In addition, SBT Telecommunications provides assistance to the Chief Executive Office Capital Projects Division and other departments who need assistance in the planning and implementation of telecommunication and data infrastructure project plans and build outs.

**CASH BALANCE**

As of July 1, 2011, this fund is projected to have a positive cash balance of \$910,886 compared to the July 1, 2010 positive balance of \$881,044. The increase is due to unanticipated project revenue.

<b>S.B.T. - Telecommunications</b>				
<b>Classification</b>	<b>2009-2010 Actual</b>	<b>2010-2011 Adopted Budget</b>	<b>2011-2012 Requested Proposed Budget</b>	<b>2011-2012 Recommended Proposed Budget</b>
Taxes	\$0	\$0	\$0	\$0
Licenses, Permits, Franchises	\$0	\$0	\$0	\$0
Fines, Forfeitures, Penalties	\$0	\$0	\$0	\$0
Revenue from use of Assets	\$0	\$0	\$0	\$0
Intergovernmental Revenue	\$0	\$0	\$0	\$0
Charges for Service	\$1,034,789	\$848,118	\$736,808	\$736,808
Miscellaneous Revenue	\$0	\$0	\$0	\$0
Other Financing Sources	\$689	\$0	\$0	\$0
<b>Total Revenue</b>	<b>\$1,035,478</b>	<b>\$848,118</b>	<b>\$736,808</b>	<b>\$736,808</b>
Salaries and Benefits	\$322,788	\$352,187	\$265,470	\$265,470
Services and Supplies	\$556,828	\$478,479	\$398,207	\$398,207
Other Charges	\$140,306	\$125,032	\$184,655	\$184,655
Fixed Assets	\$0	\$0	\$0	\$0
Other Financing Uses	\$7,220	\$0	\$0	\$0
Equity	\$0	\$0	\$0	\$0
Intrafund	\$0	\$0	\$0	\$0
Contingencies	\$0	\$0	\$0	\$0
<b>Gross Costs</b>	<b>\$1,027,142</b>	<b>\$955,698</b>	<b>\$848,332</b>	<b>\$848,332</b>
Retained Earnings	(\$8,336)	\$107,580	\$111,524	\$111,524
<b>Net County Cost</b>	<b>\$0</b>	<b>\$0</b>	<b>\$0</b>	<b>\$0</b>

## PROGRAM DISCUSSION

At the proposed level of funding, the Department will continue to provide technical and customer assistance to all County departments for their VoIP telephony systems, PBX landline telecommunications, Key phone systems, and data infrastructure lines. In achieving the 2011-2012 budget reduction targets, the proposed budget will reduce monthly telecommunication flat rate charges to departments by approximately 10.3% and further reduce expenditures by approximately 11.2%. SBT Telecommunications Budget Year 2011-2012 revenue is comprised of charges to departments in the amount of \$736,808 and use of fund balance in the amount of \$111,524.

In Fiscal Year 2010-2011, SBT Telecommunications had already reduced monthly telecommunication flat rate charges to departments by over 15% and reduced expenditures by approximately 14.5%. The two-year combined flat rate reduction is over 25% from Fiscal Year 2009-2010, while reducing expenditures by 17%. Although the Department is diligently working on consolidating services, the County continues to maintain the legacy PBX at several sites as well as maintain the newer VoIP telephony system. In the long term, the proposed 2011-2012 reduced monthly telecommunication flat rate charges to departments are not considered sustainable.

In Fiscal Year 2010-2011, SBT Telecommunications converted the remainder of Child Support Services and one Behavioral Health and Recovery Services remote locations from Centrex phones to VoIP. At the close of Fiscal Year 2010-2011, almost 2,077 County customers were on the new VoIP telephony system.

With the new VoIP technology, the continued consolidation of the aging PBX infrastructures, the replacement of the old PulsePoint system and the Centrex to VoIP conversions, SBT Telecommunications has been able to significantly reduce the PBX and VoIP flat rates for Budget Year 2011-2012. In addition, SBT Telecommunications will utilize a portion of retained earnings to continue with deployment of additional VoIP projects and offset operational expenses. The Department's priority will continue to focus on the conversion of Centrex customers to the VoIP telephony system and the consolidation and reduction of the aging PBX systems.

On November 6, 2006, the Board of Supervisors approved the purchase and implementation of the County's core VoIP infrastructure. In the past five years with the deployment of over 2,000 VoIP phones, SBT Telecommunications has seen significant changes in the industry. With emerging technologies (such as the utilization of session initiated protocol (SIP)), new companies and products entering the market, enhanced services (such as Unified Communications), and an increase in competitiveness in bandwidth service providers, SBT Telecommunications needs to position the County with a VoIP upgrade strategy in the next 2-3 years. SBT Telecommunications intends to reserve fund balance in the amount of \$253,709 for the future upgrade and/or replacement of the core VoIP infrastructure.

SBT Telecommunications intends to reserve fund balance in the amount of \$175,000 for the future replacement of the core infrastructure (various HP switches) for the 1010 Tenth Street facility. The Hewlett-Packard switches were purchased in October 2004 and are now seven years old. The maximum bandwidth per second for these switches is 100 Megabits per second (Mbps). Newer switches would provide a maximum bandwidth per second of 1,000 Mbps or 1 Gigabyte per second. This increase would enable the transfer of information to increase tenfold. Currently, none of the existing switches have power over Ethernet (PoE) capability. Replacement switches would include PoE. There are several benefits associated with having a PoE switch:

- ◆ PoE would prepare Tenth Street Place for the future deployment of VOIP phones, where phones would be placed in locations without dependency on AC outlets.
- ◆ PoE significantly reduces the need for electricians to install conduit, electrical wiring, and outlets throughout the enterprise.
- ◆ A PoE appliance or device can be located anywhere without the need for AC outlets. For example, wireless Local Area Network (LAN) access points can be located – and relocated – on or near ceilings, to fine tune optimum radio frequency (RF) reception. For example, customers

often find that access points are more effective on the ceiling, which are out of reach from an AC outlet.

- ◆ Because PoE networks have fewer wires, there is less likelihood of an inadvertent power disruption (accidental shut off, etc). With an Uninterrupted Power Supply (UPS) power to the devices is assured during a power failure.
- ◆ Using simple network management protocol (SNMP), network administrators can monitor and control powered devices, including resetting or shut-off. This allows increased security, as devices can be powered down when not in use, or if there is unauthorized access.

### **STAFFING IMPACTS**

Total current authorized positions— 2

There are no recommended changes to the current level of staffing.

Total recommended authorized positions— 2

### **RECOMMENDED PROPOSED BUDGET**

It is recommended that a budget of \$848,332 be approved for Strategic Business Technology - Telecommunications. This budget is funded from \$736,808 in estimated department revenue and \$111,524 in departmental retained earnings.



## **TREASURER—TAX COLLECTOR**

### **MISSION STATEMENT**

To serve the citizens of Stanislaus County by collecting property tax and other revenues to help a variety of public agencies meet their financial goals.

### **OPERATIONAL PRIORITIES**

The Operational Priorities for (department) for 2011-2012 Budget Year include:

- ◆ Revenue Recovery Division will continue to investigate and utilize alternate collection methods and resources in conjunction with cost benefit analysis to maintain or increase revenue;
- ◆ Treasury Division will protect funds and manage availability of funds, including office closures dates;
- ◆ Tax Division will issue tax bills according to State guidelines and process payments as expediently as possible;
- ◆ Treasurer-Tax Collector Department will continue to modify business practices to strive to meet the needs of the public and other county departments; and
- ◆ Treasurer-Tax Collector Department will continue to cross-train staff in all three divisions and use all available resources, including volunteers to provide the best possible service to our customers.

**STANISLAUS COUNTY, CALIFORNIA**  
**Budget Year 2011-2012**



**FISCAL GENERAL SERVICES**  
**Finance**

**TREASURER—ADMIN/TAXES**

Budget Unit 0100 0030001  
 General Fund

**SERVICES PROVIDED**

The Treasurer-Tax Collector Division collects secured and unsecured property taxes along with other revenues to help a variety of public agencies meet their financial goals. The Department also issues business licenses, firearm dealer's licenses, dance hall permits, scrap metal dealer licenses, and various other permits.

<b>Treasurer - Admin/Taxes</b>				
<b>Classification</b>	<b>2009-2010 Actual</b>	<b>2010-2011 Adopted Budget</b>	<b>2011-2012 Requested Proposed Budget</b>	<b>2011-2012 Recommended Proposed Budget</b>
Taxes	\$0	\$0	\$0	\$0
Licenses, Permits, Franchises	\$48,541	\$68,000	\$50,000	\$50,000
Fines, Forfeitures, Penalties	\$65,670	\$78,000	\$65,000	\$65,000
Revenue from use of Assets	\$9,828	\$12,900	\$9,500	\$9,500
Intergovernmental Revenue	\$0	\$0	\$0	\$0
Charges for Service	\$477,105	\$317,357	\$464,500	\$464,500
Miscellaneous Revenue	\$41,309	\$32,250	\$29,500	\$29,500
Other Financing Sources	\$0	\$0	\$0	\$0
<b>Total Revenue</b>	<b>\$642,453</b>	<b>\$508,507</b>	<b>\$618,500</b>	<b>\$618,500</b>
Salaries and Benefits	\$984,024	\$1,057,660	\$1,021,141	\$1,021,141
Services and Supplies	\$141,598	\$221,917	\$310,553	\$310,553
Other Charges	\$120,364	\$136,800	\$103,840	\$103,840
Fixed Assets	\$0	\$0	\$0	\$0
Other Financing Uses	\$27,725	\$0	\$0	\$0
Equity	\$0	\$0	\$0	\$0
Intrafund	\$55,539	\$116,535	(\$29,290)	(\$29,290)
Contingencies	\$0	\$0	\$0	\$0
<b>Gross Costs</b>	<b>\$1,329,250</b>	<b>\$1,532,912</b>	<b>\$1,406,244</b>	<b>\$1,406,244</b>
Fund Balance	\$0	\$0	\$0	\$0
<b>Net County Cost</b>	<b>\$686,797</b>	<b>\$1,024,405</b>	<b>\$787,744</b>	<b>\$787,744</b>

**PROGRAM DISCUSSION**

At the proposed level of funding, the Department can maintain the Megabyte Tax System and processing of tax payments. The effects of the hiring freeze and furloughs will result in less staff working hours and will delay the response time when assisting customers at the counter, by phone, written correspondence and e-mail. This will impact both internal and external customers.

The Department has projected to carry over a total of \$484,088 in net county cost savings to assist in balancing the budget.

**STAFFING IMPACTS**

Total current authorized positions— 11

There are no recommended changes to the current level of staffing.

Total recommended authorized positions— 11

**RECOMMENDED PROPOSED BUDGET**

It is recommended that a budget of \$1,406,244 be approved for the Treasurer – Admin/Taxes division. The net county cost contribution for this budget was reduced approximately 23% or \$236,661 from the Fiscal Year 2010-2011 Adopted Final Budget level. At this level of funding the department achieves its net county cost reduction through the use of approximately \$484,088 of prior year savings to fully fund the 2011-2012 Proposed Budget. This budget is funded from \$618,500 in departmental revenue and \$787,744 in contribution from the General Fund.

**STANISLAUS COUNTY, CALIFORNIA**  
**Budget Year 2011-2012**  
**FISCAL GENERAL SERVICES**  
**Finance**



**TREASURER—REVENUE RECOVERY**

Budget Unit 0100 0030002  
 General Fund

**SERVICES PROVIDED**

The Revenue Recovery Division provides a centralized collection, billing and debt resolution service to all County departments and interagency participants. The division utilizes well-qualified, knowledgeable and expert collection staff to collect on outstanding debts using professional collection and billing services for the resolution of debts owed to the County and other partnering agencies. The Revenue Recovery clients consist of over 20 County departments, five City Agencies and the Courts.

There are four major collection programs within the Revenue Recovery Division consisting of the Courts, Health Services Agency, Unsecured Tax and Other Miscellaneous Department collections.

<b>Treasurer - Revenue Recovery</b>				
<b>Classification</b>	<b>2009-2010 Actual</b>	<b>2010-2011 Adopted Budget</b>	<b>2011-2012 Requested Proposed Budget</b>	<b>2011-2012 Recommended Proposed Budget</b>
Taxes	\$0	\$0	\$0	\$0
Licenses, Permits, Franchises	\$0	\$0	\$0	\$0
Fines, Forfeitures, Penalties	\$0	\$0	\$0	\$0
Revenue from use of Assets	\$463	\$250	\$1,400	\$1,400
Intergovernmental Revenue	\$0	\$150	\$9,350	\$9,350
Charges for Service	\$958,224	\$834,238	\$866,500	\$866,500
Miscellaneous Revenue	\$2,219	\$1,000	\$1,285	\$1,285
Other Financing Sources	\$0	\$0	\$0	\$0
<b>Total Revenue</b>	<b>\$960,906</b>	<b>\$835,638</b>	<b>\$878,535</b>	<b>\$878,535</b>
Salaries and Benefits	\$1,049,703	\$1,122,125	\$1,128,723	\$1,128,723
Services and Supplies	\$142,669	\$186,336	\$189,872	\$189,872
Other Charges	\$120,924	\$147,917	\$77,940	\$77,940
Fixed Assets				
Equipment	\$0	\$2,200	\$6,500	\$6,500
Other Financing Uses	\$29,809	\$0	\$0	\$0
Equity	\$0	\$0	\$0	\$0
Intrafund	(\$540,150)	(\$622,940)	(\$524,500)	(\$524,500)
Contingencies	\$0	\$0	\$0	\$0
<b>Gross Costs</b>	<b>\$802,955</b>	<b>\$835,638</b>	<b>\$878,535</b>	<b>\$878,535</b>
Fund Balance	\$0	\$0	\$0	\$0
<b>Net County Cost</b>	<b>(\$157,951)</b>	<b>\$0</b>	<b>\$0</b>	<b>\$0</b>

**PROGRAM DISCUSSION**

At the proposed level of funding, the Department will concentrate on maintaining core services. This budget has increased compared to the 2009-2010 actuals. This is due in part to new and innovative collection methods that have been implemented, which have resulted in a significant increase in revenue collected for various County departments. The Treasurer-Revenue Recovery Division will continue to investigate ways to improve collections.

The State of California requires the County to maintain activities as listed in Penal Code 1463.007 to continue collection for the Court system. The Treasurer-Revenue Recovery Division meets the following categories:

- ◆ Telephone contact with delinquent debtors to apprise them of their failure to meet payment obligations;
- ◆ Issuance of warning letters to advise delinquent debtors of an outstanding obligation;
- ◆ Access to Employment Development Department employment and wage information;
- ◆ The generation of monthly delinquent reports;
- ◆ Participation in the Franchise Tax Board's tax intercept program;
- ◆ The use of wage and bank account garnishments and issuance of abstracts;
- ◆ The imposition of liens on real property and proceeds from the sale of real property held by a title company, lien releases, and title searches;
- ◆ The filing of objections to the inclusion of outstanding fines and forfeitures in bankruptcy proceedings;
- ◆ Coordination with the Probation Department to locate debtors who may be on formal or informal probation;
- ◆ The capability to accept credit cards;
- ◆ The use of Department of Motor Vehicle information to locate delinquent debtors;
- ◆ The use of skip tracing resources or services to locate delinquent debtors; and
- ◆ Participation in the Franchise Tax Board's Court-Ordered Debt Collections Program.

#### **STAFFING IMPACTS**

Total current authorized positions— 16

There are no recommended changes to the current level of staffing.

Total recommended authorized positions— 16

#### **RECOMMENDED PROPOSED BUDGET**

It is recommended that a budget of \$878,535 be approved for the Treasurer – Revenue Recovery division. This budget is funded from \$878,535 in estimated department revenue.



**STANISLAUS COUNTY, CALIFORNIA**  
**Budget Year 2011-2012**  
**FISCAL GENERAL SERVICES**  
**Finance**



**TREASURER—TREASURY DIVISION**

Budget Unit 0100 0030004  
 General Fund

**SERVICES PROVIDED**

The Treasury Division takes in deposits from all County departments and agencies, ensures that all checks issued by County departments and agencies have been paid correctly by the bank, works with County departments to process credit card payments, handles Modesto City Schools cafeteria deposits, ensures that there are adequate funds available to cover liquidity needs and invests temporarily idle cash, handles forged warrant claims from departments and recovers the money, maintains tobacco endowment funds, receives absent heir funds and processes claims, and provides copies of warrants and checks to departments.

<b>Treasurer - Treasury</b>				
<b>Classification</b>	<b>2009-2010 Actual</b>	<b>2010-2011 Adopted Budget</b>	<b>2011-2012 Requested Proposed Budget</b>	<b>2011-2012 Recommended Proposed Budget</b>
Taxes	\$0	\$0	\$0	\$0
Licenses, Permits, Franchises	\$0	\$0	\$0	\$0
Fines, Forfeitures, Penalties	\$0	\$0	\$0	\$0
Revenue from use of Assets	\$720,013	\$575,270	\$575,270	\$575,270
Intergovernmental Revenue	\$0	\$0	\$0	\$0
Charges for Service	\$0	\$0	\$0	\$0
Miscellaneous Revenue	\$20	\$350	\$350	\$350
Other Financing Sources	\$8,341	\$0	\$0	\$0
<b>Total Revenue</b>	<b>\$728,374</b>	<b>\$575,620</b>	<b>\$575,620</b>	<b>\$575,620</b>
Salaries and Benefits	\$264,228	\$298,378	\$301,899	\$301,899
Services and Supplies	\$99,120	\$156,582	\$136,471	\$136,471
Other Charges	\$20,087	\$14,280	\$18,130	\$18,130
Fixed Assets	\$0	\$0	\$0	\$0
Other Financing Uses	\$7,836	\$0	\$0	\$0
Equity	\$0	\$0	\$0	\$0
Intrafund	\$225,719	\$106,380	\$119,120	\$119,120
Contingencies	\$0	\$0	\$0	\$0
<b>Gross Costs</b>	<b>\$616,990</b>	<b>\$575,620</b>	<b>\$575,620</b>	<b>\$575,620</b>
<b>Fund Balance</b>	<b>\$0</b>	<b>\$0</b>	<b>\$0</b>	<b>\$0</b>
<b>Net County Cost</b>	<b>(\$111,384)</b>	<b>\$0</b>	<b>\$0</b>	<b>\$0</b>

**PROGRAM DISCUSSION**

At the proposed level of funding, the Department can maintain receipts and disbursements pursuant to Government Code 27000 but will have limited ability to assist in Bond Issues, E-Payment reconciliation and investigation of alternate investments. The Department also anticipates a delayed response time in preparation of reports as well as less critical requests for information.

**STAFFING IMPACTS**

Total current authorized positions— 4

There are no recommended changes to the current level of staffing.

Total recommended authorized positions— 4

**RECOMMENDED PROPOSED BUDGET**

It is recommended that a budget of \$575,620 be approved for the Treasurer – Treasury division. This budget is funded from \$575,620 in estimated department revenue.



# **Staffing Reports**

**Allocation List—Three Year Comparison  
Department Position Allocation Report  
Unfunded Vacant Positions**

## STANISLAUS COUNTY STAFFING SUMMARY

### Allocation List - Three Year Comparison

Department	Final Budget 2009-2010	Final Budget 2010-2011	Proposed Budget 2011-2012
Agricultural Commissioner	38	37	36
Alliance WorkNet (formerly DET)	84	83	81
Animal Services	35	32	30
Area Agency on Aging	9	10	10
Assessor	60	57	57
Auditor Controller	46	43	34
Behavioral Health & Recovery Services (BHRS)	207	198	200
BHRS - Alcohol & Drug Program	18	14	14
BHRS - Managed Care	11	8	8
BHRS - Mental Health Services Act (Prop 63)	85	82	84
BHRS - Public Guardian	9	9	9
BHRS - Stanislaus Recovery Center	35	28	23
Board of Supervisors	10	10	10
Board of Supervisors - Clerk of the Board	4	0	0
Chief Executive Office - County Fire Service Fund	6	5	2
Chief Executive Office - Office of Emergency Serv/Fire Warder	6	5	4
Chief Executive Office - Operations and Services	39	41	34
Chief Executive Office - Risk Management Division	16	14	10
Child Support Services	176	167	165
Childrens & Families Commission	7	7	7
Clerk-Recorder -Recorder Division	32	32	32
Clerk-Recorder - Elections Division	12	12	12
Community Services Agency - Service & Support	850	863	856
Cooperative Extension	4	3	3
County Counsel	16	16	16
District Attorney - Automobile Insurance Fraud Prosecuti	2	2	2
District Attorney - Criminal Division	117	105	105
District Attorney - Elder Abuse Advocacy & Outreach Program	1	1	0
District Attorney - Unserved/Underserved Victims Ad & Outreach	0	0	1
District Attorney - Real Estate Fraud Prosecution	2	2	2
District Attorney - Vertical Prosecution Block Grant	3	3	3
District Attorney - Victims Compensation & Govt Claims	1	1	1
District Attorney - Victim Services Program	6	6	6
Environmental Resources	76	73	67
Environmental Resources - Abandoned Vehicle Abatement	1	1	1
Environmental Resources - Landfill	17	17	14
General Services Agency - Administration	5	5	5
General Services Agency - Central Services	10	9	6
General Services Agency - Facilities Maintenance	44	42	30
General Services Agency - Fleet Services	10	11	8
General Services Agency - Purchasing	6	5	4
Health Services Agency - Administration	81	85	83
Health Services Agency - Clinics & Ancillary Services	238	205	197

<b>Department</b>	<b>Final Budget 2009-2010</b>	<b>Final Budget 2010-2011</b>	<b>Proposed Budget 2011-2012</b>
Health Services Agency - Indigent Health Care	35	35	35
Health Services Agency - Public Health	203	167	157
Law Library	2	2	2
Library	85	73	69
Local Agency Formation Commission	3	3	3
Parks & Recreation	23	22	20
Planning	15	14	16
Planning - Building Permits	18	14	13
Planning - Redevelopment Agency	1	2	0
Planning - Special Revenue Grants	3	2	0
Probation - Administration	18	18	17
Probation - Field Services	119	109	110
Probation - Institutional Services	88	87	87
Probation - Juvenile Justice Crime Prevention Act	15	15	2
Probation - Youthful Offender Block Grant	1	1	1
Public Defender	45	40	38
Public Works - Administration	14	12	11
Public Works - Engineering	31	28	27
Public Works - Local Transit System	3	3	3
Public Works - Morgan Shop	9	8	8
Public Works - Road & Bridge	63	57	57
Retirement	12	12	12
Sheriff Administration	28	27	24
Sheriff Cal ID Program	1	1	1
Sheriff CAL-MMET	4	3	0
Sheriff Contract Cities	66	66	66
Sheriff Court Security	33	34	34
Sheriff Detention	272	249	244
Sheriff Inmate Welfare	8	7	3
Sheriff Operations	208	171	133
Sheriff Ray Simon Training Center	6	0	0
Sheriff Vehicle Theft Unit	1	1	1
Stanislaus Regional 911	58	55	53
Strategic Business Technology	24	22	20
Strategic Business Tech - Telecommunications	2	2	2
Treasurer - Revenue Recovery	16	16	16
Treasurer - Admin/Taxes	13	11	11
Treasurer -Treasury	4	4	4
Veteran's Services	5	4	4
<b>Total Staffing</b>	<b>3,990</b>	<b>3,746</b>	<b>3,576</b>

**STANISLAUS COUNTY**  
**DEPARTMENT POSITION ALLOCATION REPORT**  
as of 7/2/11

	STEP 1 MIN ---	STEP 2 ---	STEP 3 MID FLAT	STEP 4 ---	STEP 5 MAX ---
<b>AGING &amp; VETERANS SERVICES</b>					
<b>AREA AGENCY ON AGING</b>					
1 Dir Area Agency On Aging	43.94	---	54.92	---	65.90
1 Manager II	27.45	---	34.31	---	41.17
1 Manager I	24.45	---	30.56	---	36.67
1 Confidential Assistant III	17.23	---	21.54	---	25.85
1 Staff Serv Coordinator	29.20	30.66	32.19	33.80	35.49
1 Social Worker III	23.58	24.76	26.00	27.30	28.67
1 Social Worker II	20.93	21.98	23.08	24.23	25.44
1 Staff Serv Tech	19.05	20.00	21.00	22.05	23.15
2 Community Health Work III	17.12	17.98	18.88	19.82	20.81
10 * BUDGET UNIT TOTAL *					
<b>VETERANS' SERVICES</b>					
1 Manager I	24.45	---	30.56	---	36.67
2 Veterans Serv Rep	19.54	20.52	21.55	22.63	23.76
1 Admin Clerk III	16.58	17.41	18.28	19.19	20.15
4 * BUDGET UNIT TOTAL *					
14 <b>** DEPARTMENT TOTAL **</b>					

**AGRICULTURAL COMMISSIONER**

<b>AGRICULTURAL COMMISSIONER</b>					
1 County Agri Comm & Sealer	43.94	---	54.92	---	65.90
1 Asst Ag Commissioner	35.08	---	43.85	---	52.62
4 Deputy Ag Com/Sealer	27.45	---	34.31	---	41.17
1 Confidential Assistant IV	20.70	---	25.87	---	31.04
1 Systems Engineer II	33.23	34.89	36.63	38.46	40.38
21 Ag/Weights&Meas Insp III	24.42	25.64	26.92	28.27	29.68
1 Account Clerk III	17.30	18.17	19.08	20.03	21.03
4 Agricultural Assistant II	16.53	17.36	18.23	19.14	20.10
2 Account Clerk II	15.31	16.08	16.88	17.72	18.61
36 * BUDGET UNIT TOTAL *					
36 <b>** DEPARTMENT TOTAL **</b>					

**ALLIANCE WORKNET**

<b>ALLIANCE WORKNET</b>					
1 Alliance Worknet Director	43.94	---	54.92	---	65.90
4 Manager III	31.03	---	38.79	---	46.55
1 Confidential Assistant III	17.23	---	21.54	---	25.85

**STANISLAUS COUNTY**  
**DEPARTMENT POSITION ALLOCATION REPORT**  
as of 7/2/11

STEP 1	STEP 2	STEP 3	STEP 4	STEP 5
MIN	---	MID	---	MAX
---	---	FLAT	---	---

**ALLIANCE WORKNET (Continued)**

**ALLIANCE WORKNET (Continued)**

1	Confidential Assistant II	15.29	---	19.11	---	22.93
1	Sr Systems Engineer	38.45	40.37	42.39	44.51	46.74
1	Systems Engineer II	33.23	34.89	36.63	38.46	40.38
1	Software Developer/Analyst III	33.23	34.89	36.63	38.46	40.38
1	Staff Serv Coordinator	29.20	30.66	32.19	33.80	35.49
1	Software Developer II	28.72	30.16	31.67	33.25	34.91
1	Accountant III	28.48	29.90	31.40	32.97	34.62
5	Family Services Supervisor	26.05	27.35	28.72	30.16	31.67
1	Application Specialist II	24.37	25.59	26.87	28.21	29.62
4	Staff Serv Analyst	24.05	25.25	26.51	27.84	29.23
3	Family Services Specialist IV	22.18	23.29	24.45	25.67	26.95
1	Accountant I	20.27	21.28	22.34	23.46	24.63
44	Family Services Specialist III	20.14	21.15	22.21	23.32	24.49
2	Accounting Tech	18.98	19.93	20.93	21.98	23.08
2	Account Clerk III	17.30	18.17	19.08	20.03	21.03
1	Admin Clerk III	16.58	17.41	18.28	19.19	20.15
5	Admin Clerk II	14.67	15.40	16.17	16.98	17.83
<hr/>						
81	* BUDGET UNIT TOTAL *					
<hr/>						
81	** DEPARTMENT TOTAL **					

**ANIMAL SERVICES**

**ANIMAL SERVICES**

1	Dir of Animal Services	43.94	---	54.92	---	65.90
1	County Veterinarian	53.84	---	67.30	---	80.76
1	Confidential Assistant IV	20.70	---	25.87	---	31.04
1	Accountant II	25.91	27.21	28.57	30.00	31.50
1	Supv Acct Admin Clerk I	19.87	20.86	21.90	23.00	24.15
4	Animal Svc Oper Supv	19.86	20.85	21.89	22.98	24.13
5	Animal Serv Offcr II	17.52	18.40	19.32	20.29	21.30
2	Animal Care Spec III	17.30	18.17	19.08	20.03	21.03
2	Admin Clerk III	16.58	17.41	18.28	19.19	20.15
1	Animal Serv Offcr I	15.94	16.74	17.58	18.46	19.38
9	Animal Care Spec II	15.94	16.74	17.58	18.46	19.38
2	Admin Clerk II	14.67	15.40	16.17	16.98	17.83
<hr/>						
30	* BUDGET UNIT TOTAL *					
<hr/>						
30	** DEPARTMENT TOTAL **					

**STANISLAUS COUNTY**  
**DEPARTMENT POSITION ALLOCATION REPORT**  
as of 7/2/11

	STEP 1 MIN ---	STEP 2 ---	STEP 3 MID FLAT	STEP 4 ---	STEP 5 MAX ---
<b>ASSESSOR</b>					
<b>ASSESSOR</b>					
1 Assessor	---	---	71.33	---	---
1 Manager IV	35.08	---	43.85	---	52.62
1 Confidential Assistant IV	20.70	---	25.87	---	31.04
1 Confidential Assistant III	17.23	---	21.54	---	25.85
2 Software Developer/Analyst III	33.23	34.89	36.63	38.46	40.38
1 Supv Auditor Appraiser	32.25	33.86	35.55	37.33	39.20
4 Supv Appraiser	30.73	32.27	33.88	35.57	37.35
2 Sr Auditor-Appraiser	29.27	30.73	32.27	33.88	35.57
7 Sr Appraiser	27.90	29.30	30.77	32.31	33.93
4 Auditor-Appraiser III	26.58	27.91	29.31	30.78	32.32
16 Appraiser III	25.36	26.63	27.96	29.36	30.83
1 Cadastral Supervisor	24.94	26.19	27.50	28.88	30.32
2 Cadastral Technician II	20.59	21.62	22.70	23.84	25.03
3 Supv Acct Admin Clerk I	19.87	20.86	21.90	23.00	24.15
1 Appraiser Tech	17.40	18.27	19.18	20.14	21.15
8 Account Clerk III	17.30	18.17	19.08	20.03	21.03
2 Admin Clerk I	14.20	14.91	15.66	16.44	17.26
57	* BUDGET UNIT TOTAL *				

57      **\*\* DEPARTMENT TOTAL \*\***

**AUDITOR CONTROLLER**

<b>AUDITOR CONTROLLER</b>					
1 Auditor-Controller	---	---	71.91	---	---
1 Asst Auditor Controller	38.98	---	48.73	---	58.48
1 Manager IV	35.08	---	43.85	---	52.62
2 Manager III	31.03	---	38.79	---	46.55
1 Confidential Assistant V	24.66	---	30.82	---	36.98
2 Confidential Assistant IV	20.70	---	25.87	---	31.04
4 Confidential Assistant III	17.23	---	21.54	---	25.85
1 Sr Software Developer/Analyst	38.45	40.37	42.39	44.51	46.74
1 Software Developer/Analyst III	33.23	34.89	36.63	38.46	40.38
5 Accountant III	28.48	29.90	31.40	32.97	34.62
3 Accountant II	25.91	27.21	28.57	30.00	31.50
1 Application Specialist II	24.37	25.59	26.87	28.21	29.62
2 Accounting Supv	23.01	24.16	25.37	26.64	27.97
5 Accounting Tech	18.98	19.93	20.93	21.98	23.08
3 Account Clerk III	17.30	18.17	19.08	20.03	21.03
1 Account Clerk II	15.31	16.08	16.88	17.72	18.61
34	* BUDGET UNIT TOTAL *				

34      **\*\* DEPARTMENT TOTAL \*\***



**STANISLAUS COUNTY**  
**DEPARTMENT POSITION ALLOCATION REPORT**  
as of 7/2/11

	STEP 1 MIN ---	STEP 2 ---	STEP 3 MID FLAT	STEP 4 ---	STEP 5 MAX ---
<b>BEHAVIORAL HEALTH &amp; RECOV SVS</b>					
<b>ALCOHOL &amp; DRUG PROGRAM</b>					
2 Staff Serv Coordinator	29.20	30.66	32.19	33.80	35.49
11 Behavioral Health Splst. II	22.33	23.45	24.62	25.85	27.14
1 Admin Clerk III	16.58	17.41	18.28	19.19	20.15
14 * BUDGET UNIT TOTAL *					

<b>BEHAVIORAL HEALTH SERVICES</b>					
1 Behavioral Health Director	61.66	---	77.07	---	92.48
1 Behavioral Hlth Medical Dir	94.36	---	117.95	---	141.54
2 Assoc Director	43.94	---	54.92	---	65.90
4 Manager IV	35.08	---	43.85	---	52.62
5 Manager III	31.03	---	38.79	---	46.55
4 Manager II	27.45	---	34.31	---	41.17
1 Manager I	24.45	---	30.56	---	36.67
2 Confidential Assistant IV	20.70	---	25.87	---	31.04
4 Confidential Assistant III	17.23	---	21.54	---	25.85
8 Psychiatrist	86.09	90.39	94.91	99.66	104.64
1 Sr Systems Engineer	38.45	40.37	42.39	44.51	46.74
1 Systems Engineer II	33.23	34.89	36.63	38.46	40.38
2 Software Developer/Analyst III	33.23	34.89	36.63	38.46	40.38
2 Clinical Psychologist	32.73	34.37	36.09	37.89	39.78
7 Psychiatric Nurse II	31.67	33.25	34.91	36.66	38.49
51 MH Clinician II	29.27	30.73	32.27	33.88	35.57
3 Accountant III	28.48	29.90	31.40	32.97	34.62
1 Med Records Coordinator	24.94	26.19	27.50	28.88	30.32
4 Application Specialist II	24.37	25.59	26.87	28.21	29.62
3 Conservator Investigator	24.20	25.41	26.68	28.01	29.41
4 Staff Serv Analyst	24.05	25.25	26.51	27.84	29.23
39 Behavioral Health Splst. II	22.33	23.45	24.62	25.85	27.14
4 Behavioral Health Advocate	22.33	23.45	24.62	25.85	27.14
2 Staff Serv Tech	19.05	20.00	21.00	22.05	23.15
4 Accounting Tech	18.98	19.93	20.93	21.98	23.08
1 Family Services Specialist II	18.27	19.18	20.14	21.15	22.21
6 Account Clerk III	17.30	18.17	19.08	20.03	21.03
3 Med Records Clerk	16.79	17.63	18.51	19.44	20.41
4 Clinical Serv Tech II	16.74	17.58	18.46	19.38	20.35
17 Admin Clerk III	16.58	17.41	18.28	19.19	20.15
6 Admin Clerk II	14.67	15.40	16.17	16.98	17.83
3 Stock/Delivery Clerk II	14.32	15.04	15.79	16.58	17.41
200 * BUDGET UNIT TOTAL *					

<b>MANAGED CARE</b>					
3 Psychiatric Nurse II	31.67	33.25	34.91	36.66	38.49
1 Accounting Tech	18.98	19.93	20.93	21.98	23.08
2 Clinical Serv Tech II	16.74	17.58	18.46	19.38	20.35
1 Admin Clerk III	16.58	17.41	18.28	19.19	20.15

**STANISLAUS COUNTY**  
**DEPARTMENT POSITION ALLOCATION REPORT**  
as of 7/2/11

STEP 1	STEP 2	STEP 3	STEP 4	STEP 5
MIN	---	MID	---	MAX
---	---	FLAT	---	---

**BEHAVIORAL HEALTH & RECOV SVS (Continued)**

**MANAGED CARE (Continued)**

1	Admin Clerk II	14.67	15.40	16.17	16.98	17.83
8	* BUDGET UNIT TOTAL *					

**MENTAL HEALTH SERVICES ACT**

2	Manager IV	35.08	---	43.85	---	52.62
5	Manager II	27.45	---	34.31	---	41.17
1	Sr Software Developer/Analyst	38.45	40.37	42.39	44.51	46.74
1	Systems Engineer II	33.23	34.89	36.63	38.46	40.38
10	Psychiatric Nurse II	31.67	33.25	34.91	36.66	38.49
12	MH Clinician II	29.27	30.73	32.27	33.88	35.57
1	Software Developer II	28.72	30.16	31.67	33.25	34.91
1	Accountant III	28.48	29.90	31.40	32.97	34.62
3	Staff Serv Analyst	24.05	25.25	26.51	27.84	29.23
19	Behavioral Health Splst. II	22.33	23.45	24.62	25.85	27.14
7	Behavioral Health Advocate	22.33	23.45	24.62	25.85	27.14
1	Recreational Therapist	20.81	21.85	22.94	24.09	25.29
1	Family Services Specialist II	18.27	19.18	20.14	21.15	22.21
11	Clinical Serv Tech II	16.74	17.58	18.46	19.38	20.35
9	Admin Clerk III	16.58	17.41	18.28	19.19	20.15
84	* BUDGET UNIT TOTAL *					

**PUBLIC GUARDIAN**

1	Manager II	27.45	---	34.31	---	41.17
1	Behavioral Health Splst. II	22.33	23.45	24.62	25.85	27.14
1	Deputy Public Guardian II	21.75	22.84	23.98	25.18	26.44
3	Account Clerk III	17.30	18.17	19.08	20.03	21.03
1	Admin Clerk III	16.58	17.41	18.28	19.19	20.15
1	Stock/Delivery Clerk II	14.32	15.04	15.79	16.58	17.41
1	Stock/Delivery Clerk I	13.27	13.93	14.63	15.36	16.13
9	* BUDGET UNIT TOTAL *					

**STANISLAUS RECOVERY CENTER**

1	Manager III	31.03	---	38.79	---	46.55
1	MH Clinician II	29.27	30.73	32.27	33.88	35.57
9	Behavioral Health Splst. II	22.33	23.45	24.62	25.85	27.14
10	Clinical Serv Tech II	16.74	17.58	18.46	19.38	20.35
1	Admin Clerk III	16.58	17.41	18.28	19.19	20.15
1	Admin Clerk II	14.67	15.40	16.17	16.98	17.83
23	* BUDGET UNIT TOTAL *					

---

338      **\*\* DEPARTMENT TOTAL \*\***

**STANISLAUS COUNTY**  
**DEPARTMENT POSITION ALLOCATION REPORT**  
as of 7/2/11

STEP 1	STEP 2	STEP 3	STEP 4	STEP 5
MIN	---	MID	---	MAX
---	---	FLAT	---	---

**BOARD OF SUPERVISORS**

**BOARD OF SUPERVISORS**

1	Chairman Bd of Supervisor	---	---	40.29	---	---
4	Supervisor	---	---	35.95	---	---
5	Confidential Assistant III	17.23	---	21.54	---	25.85
<hr/>						
10	* BUDGET UNIT TOTAL *					
<hr/>						
10	** DEPARTMENT TOTAL **					

**CHIEF EXECUTIVE OFFICE**

**COUNTY FIRE SERVICE FUND**

1	Manager III - Safety	31.03	---	38.79	---	46.55
1	Account Clerk III	17.30	18.17	19.08	20.03	21.03
<hr/>						
2	* BUDGET UNIT TOTAL *					

**OFFICE OF EMERGENCY SERVICES**

1	Fire Warden/Asst Dir-Oes	43.94	---	54.92	---	65.90
1	Manager III	31.03	---	38.79	---	46.55
1	Manager II	27.45	---	34.31	---	41.17
1	Confidential Assistant III	17.23	---	21.54	---	25.85
<hr/>						
4	* BUDGET UNIT TOTAL *					

**OPERATIONS AND SERVICES**

1	Chief Executive Officer	---	---	119.77	---	---
1	Asst Exec Offcr/Chief Op Off	64.74	---	80.92	---	97.10
2	Asst Executive Officer	61.66	---	77.07	---	92.48
1	Deputy Exec Officer	43.94	---	54.92	---	65.90
10	Manager IV	35.08	---	43.85	---	52.62
7	Manager III	31.03	---	38.79	---	46.55
1	Manager I	24.45	---	30.56	---	36.67
1	Confidential Assistant V	24.66	---	30.82	---	36.98
4	Confidential Assistant IV	20.70	---	25.87	---	31.04
6	Confidential Assistant III	17.23	---	21.54	---	25.85
<hr/>						
34	* BUDGET UNIT TOTAL *					

**RISK MANAGEMENT**

1	Deputy Exec Officer	43.94	---	54.92	---	65.90
1	Manager III	31.03	---	38.79	---	46.55
1	Confidential Assistant V	24.66	---	30.82	---	36.98
4	Confidential Assistant IV	20.70	---	25.87	---	31.04
1	Confidential Assistant III	17.23	---	21.54	---	25.85
2	Confidential Assistant II	15.29	---	19.11	---	22.93

**STANISLAUS COUNTY**  
**DEPARTMENT POSITION ALLOCATION REPORT**  
as of 7/2/11

STEP 1	STEP 2	STEP 3	STEP 4	STEP 5
MIN	---	MID	---	MAX
---	---	FLAT	---	---

**CHIEF EXECUTIVE OFFICE (Continued)**

**RISK MANAGEMENT (Continued)**

---

10	* BUDGET UNIT TOTAL *
<hr/>	
50	** DEPARTMENT TOTAL **

**CHILD SUPPORT SERVICES**

**CHILD SUPPORT SERVICES**

1	Dir of Child Support Services	61.66	---	77.07	---	92.48
1	Chief Attorney	47.01	---	58.76	---	70.51
1	Asst Director	38.98	---	48.73	---	58.48
2	Manager III	31.03	---	38.79	---	46.55
5	Manager II	27.45	---	34.31	---	41.17
1	Confidential Assistant IV	20.70	---	25.87	---	31.04
1	Confidential Assistant III	17.23	---	21.54	---	25.85
5	Attorney V	49.88	52.37	54.99	57.74	60.63
1	Sr Systems Engineer	38.45	40.37	42.39	44.51	46.74
2	Systems Engineer II	33.23	34.89	36.63	38.46	40.38
2	Application Specialist III	28.72	30.16	31.67	33.25	34.91
1	Accountant II	25.91	27.21	28.57	30.00	31.50
1	Application Specialist II	24.37	25.59	26.87	28.21	29.62
1	Staff Serv Analyst	24.05	25.25	26.51	27.84	29.23
11	Child Support Supervisor	23.29	24.45	25.67	26.95	28.30
1	Accounting Supv	23.01	24.16	25.37	26.64	27.97
2	Supv Legal Clerk II	21.88	22.97	24.12	25.33	26.60
63	Child Support Offcr II	19.33	20.30	21.32	22.39	23.51
7	Accounting Tech	18.98	19.93	20.93	21.98	23.08
19	Legal Clerk IV	18.10	19.01	19.96	20.96	22.01
12	Account Clerk III	17.30	18.17	19.08	20.03	21.03
16	Legal Clerk III	16.58	17.41	18.28	19.19	20.15
7	Admin Clerk II	14.67	15.40	16.17	16.98	17.83
2	Admin Clerk I	14.20	14.91	15.66	16.44	17.26
<hr/>						
165	* BUDGET UNIT TOTAL *					
<hr/>						
165	** DEPARTMENT TOTAL **					

**CHILDRENS & FAMILIES COM**

**CHILDRENS & FAMILIES COMM**

1	Executive Director - CFC	43.94	---	54.92	---	65.90
1	Confidential Assistant IV	20.70	---	25.87	---	31.04
3	Staff Serv Coordinator	29.20	30.66	32.19	33.80	35.49
1	Accountant II	25.91	27.21	28.57	30.00	31.50

**STANISLAUS COUNTY**  
**DEPARTMENT POSITION ALLOCATION REPORT**  
as of 7/2/11

STEP 1	STEP 2	STEP 3	STEP 4	STEP 5
MIN	---	MID	---	MAX
---	---	FLAT	---	---

**CHILDRENS & FAMILIES COM (Continued)**

**CHILDRENS & FAMILIES COMM (Continued)**

1	Account Clerk III	17.30	18.17	19.08	20.03	21.03
7	* BUDGET UNIT TOTAL *					
<hr/>						
7	** DEPARTMENT TOTAL **					

**CLERK/RECORDER**

**ELECTIONS DIVISION**

1	Manager III	31.03	---	38.79	---	46.55
2	Manager II	27.45	---	34.31	---	41.17
1	Systems Engineer II	33.23	34.89	36.63	38.46	40.38
1	Application Specialist II	24.37	25.59	26.87	28.21	29.62
1	Staff Serv Analyst	24.05	25.25	26.51	27.84	29.23
1	Staff Serv Tech	19.05	20.00	21.00	22.05	23.15
1	Storekeeper II	18.16	19.07	20.02	21.02	22.07
2	Admin Clerk III	16.58	17.41	18.28	19.19	20.15
2	Admin Clerk II	14.67	15.40	16.17	16.98	17.83
<hr/>						
12	* BUDGET UNIT TOTAL *					

**RECORDER DIVISION**

1	County Clerk-Recorder	---	---	61.50	---	---
1	Manager III	31.03	---	38.79	---	46.55
1	Manager I	24.45	---	30.56	---	36.67
1	Confidential Assistant IV	20.70	---	25.87	---	31.04
1	Confidential Assistant II	15.29	---	19.11	---	22.93
1	Systems Engineer II	33.23	34.89	36.63	38.46	40.38
1	Application Specialist III	28.72	30.16	31.67	33.25	34.91
2	Supv Legal Clerk II	21.88	22.97	24.12	25.33	26.60
1	Accountant I	20.27	21.28	22.34	23.46	24.63
4	Legal Clerk IV	18.10	19.01	19.96	20.96	22.01
1	Account Clerk III	17.30	18.17	19.08	20.03	21.03
17	Legal Clerk III	16.58	17.41	18.28	19.19	20.15
<hr/>						
32	* BUDGET UNIT TOTAL *					
<hr/>						
44	** DEPARTMENT TOTAL **					

**COMMUNITY SERVICES AGENCY**

**SERVICE & SUPPORT**

1	Dir of Community Servs Agency	61.66	---	77.07	---	92.48
3	Asst Director	38.98	---	48.73	---	58.48

**STANISLAUS COUNTY**  
**DEPARTMENT POSITION ALLOCATION REPORT**  
as of 7/2/11

STEP 1	STEP 2	STEP 3	STEP 4	STEP 5
MIN	---	MID	---	MAX
---	---	FLAT	---	---

**COMMUNITY SERVICES AGENCY (Continued)**

**SERVICE & SUPPORT (Continued)**

4	Manager IV	35.08	---	43.85	---	52.62
15	Manager III	31.03	---	38.79	---	46.55
10	Manager II	27.45	---	34.31	---	41.17
1	Confidential Assistant V	24.66	---	30.82	---	36.98
1	Confidential Assistant IV	20.70	---	25.87	---	31.04
8	Confidential Assistant III	17.23	---	21.54	---	25.85
2	Confidential Assistant II	15.29	---	19.11	---	22.93
1	Sr Systems Engineer	38.45	40.37	42.39	44.51	46.74
2	Sr Software Developer/Analyst	38.45	40.37	42.39	44.51	46.74
4	Systems Engineer II	33.23	34.89	36.63	38.46	40.38
8	Software Developer/Analyst III	33.23	34.89	36.63	38.46	40.38
1	Sr Application Specialist	33.23	34.89	36.63	38.46	40.38
19	Social Worker Supv II	29.84	31.33	32.90	34.55	36.28
3	Special Investigator III	29.52	31.00	32.55	34.18	35.89
10	Application Specialist III	28.72	30.16	31.67	33.25	34.91
8	Accountant III	28.48	29.90	31.40	32.97	34.62
102	Social Worker IV	26.34	27.66	29.04	30.49	32.01
47	Family Services Supervisor	26.05	27.35	28.72	30.16	31.67
7	Special Investigator II	26.00	27.30	28.67	30.10	31.61
4	Accountant II	25.91	27.21	28.57	30.00	31.50
3	Application Specialist II	24.37	25.59	26.87	28.21	29.62
17	Social Worker III	23.58	24.76	26.00	27.30	28.67
4	Accounting Supv	23.01	24.16	25.37	26.64	27.97
1	Buyer	22.29	23.40	24.57	25.80	27.09
23	Family Services Specialist IV	22.18	23.29	24.45	25.67	26.95
1	Supv Legal Clerk II	21.88	22.97	24.12	25.33	26.60
8	Supv Acct Admin Clerk II	21.88	22.97	24.12	25.33	26.60
2	Social Worker II	20.93	21.98	23.08	24.23	25.44
3	Accountant I	20.27	21.28	22.34	23.46	24.63
6	Fraud Tech	20.14	21.15	22.21	23.32	24.49
106	Family Services Specialist III	20.14	21.15	22.21	23.32	24.49
2	Collector	19.33	20.30	21.32	22.39	23.51
9	Accounting Tech	18.98	19.93	20.93	21.98	23.08
239	Family Services Specialist II	18.27	19.18	20.14	21.15	22.21
1	Storekeeper II	18.16	19.07	20.02	21.02	22.07
3	Legal Clerk IV	18.10	19.01	19.96	20.96	22.01
22	Account Clerk III	17.30	18.17	19.08	20.03	21.03
21	Admin Clerk III	16.58	17.41	18.28	19.19	20.15
1	Storekeeper I	16.50	17.33	18.20	19.11	20.07
7	Social Services Assistant	16.00	16.80	17.64	18.52	19.45
6	Account Clerk II	15.31	16.08	16.88	17.72	18.61
97	Admin Clerk II	14.67	15.40	16.17	16.98	17.83
13	Stock/Delivery Clerk II	14.32	15.04	15.79	16.58	17.41

856 \* BUDGET UNIT TOTAL \*

**STANISLAUS COUNTY**  
**DEPARTMENT POSITION ALLOCATION REPORT**  
as of 7/2/11

STEP 1	STEP 2	STEP 3	STEP 4	STEP 5
MIN	---	MID	---	MAX
---	---	FLAT	---	---

**COMMUNITY SERVICES AGENCY (Continued)**

---

856      **\*\* DEPARTMENT TOTAL \*\***

**COOPERATIVE EXTENSION**

**COOPERATIVE EXTENSION**

1	Confidential Assistant IV	20.70	---	25.87	---	31.04
2	Admin Secretary	18.58	19.51	20.49	21.51	22.59
<hr/>						
3	* BUDGET UNIT TOTAL *					

---

3      **\*\* DEPARTMENT TOTAL \*\***

**COUNTY COUNSEL**

**COUNTY COUNSEL**

1	County Counsel	75.41	---	94.26	---	113.11
1	Asst County Counsel	53.84	---	67.30	---	80.76
8	Deputy County Counsel V	43.94	---	54.92	---	65.90
1	Confidential Assistant IV	20.70	---	25.87	---	31.04
4	Confidential Assistant III	17.23	---	21.54	---	25.85
1	Confidential Assistant II	15.29	---	19.11	---	22.93
<hr/>						
16	* BUDGET UNIT TOTAL *					

---

16      **\*\* DEPARTMENT TOTAL \*\***

**DISTRICT ATTORNEY**

**AUTO INSURANCE FRAUD**

1	Criminal Investigator II	28.84	30.28	31.79	33.38	35.05
1	Paralegal III	23.47	24.64	25.87	27.16	28.52
<hr/>						
2	* BUDGET UNIT TOTAL *					

**CRIMINAL DIVISION**

1	District Attorney	---	---	86.54	---	---
1	Asst District Attorney	53.84	---	67.30	---	80.76
3	Chief Dep District Attny	47.01	---	58.76	---	70.51
1	Chief Criminal Investigator	38.98	---	48.73	---	58.48
1	Manager III	31.03	---	38.79	---	46.55
2	Manager II	27.45	---	34.31	---	41.17
1	Confidential Assistant IV	20.70	---	25.87	---	31.04
2	Confidential Assistant III	17.23	---	21.54	---	25.85
34	Attorney V	49.88	52.37	54.99	57.74	60.63

**STANISLAUS COUNTY**  
**DEPARTMENT POSITION ALLOCATION REPORT**  
as of 7/2/11

STEP 1	STEP 2	STEP 3	STEP 4	STEP 5
MIN	---	MID	---	MAX
---	---	FLAT	---	---

**DISTRICT ATTORNEY (Continued)**

**CRIMINAL DIVISION (Continued)**

1	Systems Engineer II	33.23	34.89	36.63	38.46	40.38
2	Software Developer/Analyst III	33.23	34.89	36.63	38.46	40.38
1	Sr Crmnl Investigator	31.74	33.33	35.00	36.75	38.59
9	Criminal Investigator II	28.84	30.28	31.79	33.38	35.05
1	Application Specialist III	28.72	30.16	31.67	33.25	34.91
1	Application Specialist II	24.37	25.59	26.87	28.21	29.62
7	Paralegal III	23.47	24.64	25.87	27.16	28.52
3	Supv Legal Clerk II	21.88	22.97	24.12	25.33	26.60
1	Accountant I	20.27	21.28	22.34	23.46	24.63
16	Legal Clerk IV	18.10	19.01	19.96	20.96	22.01
1	Account Clerk III	17.30	18.17	19.08	20.03	21.03
15	Legal Clerk III	16.58	17.41	18.28	19.19	20.15
1	Interviewer II	15.28	16.04	16.84	17.68	18.56
<hr/>						
105	* BUDGET UNIT TOTAL *					

**REAL ESTATE FRAUD PROSECUTION**

1	Attorney V	49.88	52.37	54.99	57.74	60.63
1	Criminal Investigator II	28.84	30.28	31.79	33.38	35.05
<hr/>						
2	* BUDGET UNIT TOTAL *					

**UNSERVED/UNDERSERVED VICTIM AD**

1	Interviewer II	15.28	16.04	16.84	17.68	18.56
<hr/>						
1	* BUDGET UNIT TOTAL *					

**VERTICAL PROSECUTION BLOCK**

2	Attorney V	49.88	52.37	54.99	57.74	60.63
1	Criminal Investigator II	28.84	30.28	31.79	33.38	35.05
<hr/>						
3	* BUDGET UNIT TOTAL *					

**VICTIM SERVICES PROGRAM**

1	Victim Services Program Coord	25.91	27.21	28.57	30.00	31.50
5	Interviewer II	15.28	16.04	16.84	17.68	18.56
<hr/>						
6	* BUDGET UNIT TOTAL *					

**VICTIMS COMPENSATION&GOVT CLMS**

1	Paralegal III	23.47	24.64	25.87	27.16	28.52
<hr/>						
1	* BUDGET UNIT TOTAL *					

---

120      **\*\* DEPARTMENT TOTAL \*\***



**STANISLAUS COUNTY**  
**DEPARTMENT POSITION ALLOCATION REPORT**  
as of 7/2/11

STEP 1	STEP 2	STEP 3	STEP 4	STEP 5
MIN	---	MID	---	MAX
---	---	FLAT	---	---

**ENVIRONMENTAL RESOURCES**

**ABANDONED VEHICLE ABATEMENT**

1	Zoning Enf Offcr	24.66	25.89	27.18	28.54	29.97
1	* BUDGET UNIT TOTAL *					

**DER LANDFILLS**

1	Manager I	24.45	---	30.56	---	36.67
1	Landfill Lead Worker	22.46	23.58	24.76	26.00	27.30
5	Landfill Equip Oper III	19.90	20.90	21.95	23.05	24.20
1	Accounting Tech	18.98	19.93	20.93	21.98	23.08
3	Landfill Equip Oper II	18.08	18.98	19.93	20.93	21.98
3	Account Clerk III	17.30	18.17	19.08	20.03	21.03
14	* BUDGET UNIT TOTAL *					

**ENVIRONMENTAL RESOURCES**

1	Dir Of Envir Resources	55.36	---	69.20	---	83.04
2	Asst Director	38.98	---	48.73	---	58.48
1	Supv Milk & Dairy Insp	35.08	---	43.85	---	52.62
3	Manager IV	35.08	---	43.85	---	52.62
1	Manager III	31.03	---	38.79	---	46.55
2	Confidential Assistant IV	20.70	---	25.87	---	31.04
3	Confidential Assistant III	17.23	---	21.54	---	25.85
1	Systems Engineer II	33.23	34.89	36.63	38.46	40.38
1	Software Developer/Analyst III	33.23	34.89	36.63	38.46	40.38
3	Staff Serv Coordinator	29.20	30.66	32.19	33.80	35.49
5	Sr Env Health Spec	28.86	30.30	31.82	33.41	35.08
3	Sr Hazard Material Spec	28.86	30.30	31.82	33.41	35.08
1	Application Specialist III	28.72	30.16	31.67	33.25	34.91
10	Env Health Spec III	26.15	27.46	28.83	30.27	31.78
6	Hazard Material Spec III	26.15	27.46	28.83	30.27	31.78
1	Milk & Dairy Inspector II	26.15	27.46	28.83	30.27	31.78
2	Resource Mgt Spec III	26.15	27.46	28.83	30.27	31.78
1	Accountant II	25.91	27.21	28.57	30.00	31.50
3	Zoning Enf Offcr	24.66	25.89	27.18	28.54	29.97
1	Staff Serv Analyst	24.05	25.25	26.51	27.84	29.23
1	Supv Acct Admin Clerk I	19.87	20.86	21.90	23.00	24.15
1	Accounting Tech	18.98	19.93	20.93	21.98	23.08
3	Admin Secretary	18.58	19.51	20.49	21.51	22.59
3	Account Clerk III	17.30	18.17	19.08	20.03	21.03
4	Admin Clerk III	16.58	17.41	18.28	19.19	20.15
4	Env Tech	15.95	16.75	17.59	18.47	19.39
67	* BUDGET UNIT TOTAL *					

82      **\*\* DEPARTMENT TOTAL \*\***

**STANISLAUS COUNTY**  
**DEPARTMENT POSITION ALLOCATION REPORT**  
as of 7/2/11

	STEP 1 MIN ---	STEP 2 ---	STEP 3 MID FLAT	STEP 4 ---	STEP 5 MAX ---	
<b>GENERAL SERVICES AGENCY</b>						
<b>ADMINISTRATION</b>						
1	General Serv Agency Director	43.94	---	54.92	---	65.90
1	Manager III	31.03	---	38.79	---	46.55
1	Confidential Assistant IV	20.70	---	25.87	---	31.04
1	Accountant I	20.27	21.28	22.34	23.46	24.63
1	Accounting Tech	18.98	19.93	20.93	21.98	23.08
5	* BUDGET UNIT TOTAL *					
<b>CENTRAL SERVICES DIVISION</b>						
1	Staff Serv Analyst	24.05	25.25	26.51	27.84	29.23
1	Storekeeper II	18.16	19.07	20.02	21.02	22.07
1	Storekeeper I	16.50	17.33	18.20	19.11	20.07
3	Stock/Delivery Clerk II	14.32	15.04	15.79	16.58	17.41
6	* BUDGET UNIT TOTAL *					
<b>FACILITIES MAINTENANCE</b>						
1	Manager II	27.45	---	34.31	---	41.17
1	Building Serv Supv	26.25	27.56	28.94	30.39	31.91
4	Maintenance Engineer III	22.31	23.43	24.60	25.83	27.12
13	Maintenance Engineer II	20.22	21.23	22.29	23.40	24.57
1	Storekeeper I	16.50	17.33	18.20	19.11	20.07
1	Sr Custodian	14.50	15.23	15.99	16.79	17.63
9	Housekeeper/Custodian	13.19	13.85	14.54	15.27	16.03
30	* BUDGET UNIT TOTAL *					
<b>FLEET SERVICES DIVISION</b>						
1	Manager III	31.03	---	38.79	---	46.55
5	Equipment Mechanic	20.91	21.96	23.06	24.21	25.42
1	Account Clerk III	17.30	18.17	19.08	20.03	21.03
1	Equipment Serv Tech	17.20	18.06	18.96	19.91	20.91
8	* BUDGET UNIT TOTAL *					
<b>PURCHASING DIVISION</b>						
1	Staff Serv Coordinator	29.20	30.66	32.19	33.80	35.49
2	Sr Buyer	23.98	25.18	26.44	27.76	29.15
1	Account Clerk III	17.30	18.17	19.08	20.03	21.03
4	* BUDGET UNIT TOTAL *					
53	** DEPARTMENT TOTAL **					

**STANISLAUS COUNTY**  
**DEPARTMENT POSITION ALLOCATION REPORT**  
as of 7/2/11

	STEP 1 MIN ---	STEP 2 ---	STEP 3 MID FLAT	STEP 4 ---	STEP 5 MAX ---
<b>HEALTH SERVICES AGENCY</b>					
<b>ADMINISTRATION</b>					
1	61.66	---	77.07	---	92.48
1	43.94	---	54.92	---	65.90
2	38.98	---	48.73	---	58.48
3	35.08	---	43.85	---	52.62
1	31.03	---	38.79	---	46.55
2	27.45	---	34.31	---	41.17
1	24.66	---	30.82	---	36.98
1	20.70	---	25.87	---	31.04
4	17.23	---	21.54	---	25.85
1	15.29	---	19.11	---	22.93
3	33.23	34.89	36.63	38.46	40.38
3	33.23	34.89	36.63	38.46	40.38
1	29.20	30.66	32.19	33.80	35.49
3	28.72	30.16	31.67	33.25	34.91
2	28.48	29.90	31.40	32.97	34.62
6	25.91	27.21	28.57	30.00	31.50
3	24.37	25.59	26.87	28.21	29.62
1	24.05	25.25	26.51	27.84	29.23
1	23.01	24.16	25.37	26.64	27.97
1	20.27	21.28	22.34	23.46	24.63
1	19.05	20.00	21.00	22.05	23.15
15	17.30	18.17	19.08	20.03	21.03
2	16.58	17.41	18.28	19.19	20.15
1	16.50	17.33	18.20	19.11	20.07
4	15.31	16.08	16.88	17.72	18.61
3	14.67	15.40	16.17	16.98	17.83
1	14.50	15.23	15.99	16.79	17.63
3	14.32	15.04	15.79	16.58	17.41
2	13.27	13.93	14.63	15.36	16.13
10	13.19	13.85	14.54	15.27	16.03
83	* BUDGET UNIT TOTAL *				

**CLINICS & ANCILLARY SERVICES**

1	75.41	---	94.26	---	113.11
1	50.31	---	62.89	---	75.47
1	43.94	---	54.92	---	65.90
5	35.08	---	43.85	---	52.62
2	31.03	---	38.79	---	46.55
1	27.45	---	34.31	---	41.17
3	47.46	49.83	52.32	54.94	57.69
5	41.46	43.53	45.71	48.00	50.40
3	38.47	40.39	42.41	44.53	46.76
8	33.26	34.92	36.67	38.50	40.43
1	33.23	34.89	36.63	38.46	40.38
4	31.26	32.82	34.46	36.18	37.99
5	29.27	30.73	32.27	33.88	35.57

**STANISLAUS COUNTY**  
**DEPARTMENT POSITION ALLOCATION REPORT**  
as of 7/2/11

STEP 1	STEP 2	STEP 3	STEP 4	STEP 5
MIN	---	MID	---	MAX
---	---	FLAT	---	---

**HEALTH SERVICES AGENCY (Continued)**

**CLINICS & ANCILLARY SERVICES**

(Continued)

2 Staff Serv Coordinator	29.20	30.66	32.19	33.80	35.49
1 Staff Serv Analyst	24.05	25.25	26.51	27.84	29.23
2 Supv Acct Admin Clerk II	21.88	22.97	24.12	25.33	26.60
1 LVN II	20.83	21.87	22.96	24.11	25.32
1 Supv Acct Admin Clerk I	19.87	20.86	21.90	23.00	24.15
5 Staff Serv Tech	19.05	20.00	21.00	22.05	23.15
1 Account Clerk III	17.30	18.17	19.08	20.03	21.03
7 Community Health Work III	17.12	17.98	18.88	19.82	20.81
5 Med Records Clerk	16.79	17.63	18.51	19.44	20.41
5 Admin Clerk III	16.58	17.41	18.28	19.19	20.15
1 Orthopedic Asst	16.53	17.36	18.23	19.14	20.10
4 Pharmacy Tech	15.43	16.20	17.01	17.86	18.75
50 Nursing Asst	14.67	15.40	16.17	16.98	17.83
67 Admin Clerk II	14.67	15.40	16.17	16.98	17.83
4 Community Health Work II	14.49	15.21	15.97	16.77	17.61
1 Therapist Aid	13.04	13.69	14.37	15.09	15.84

197 \* BUDGET UNIT TOTAL \*

**INDIGENT HEALTH CARE PROGRAM**

1 Manager III	31.03	---	38.79	---	46.55
1 Staff Nurse III	33.26	34.92	36.67	38.50	40.43
2 Staff Nurse II	31.26	32.82	34.46	36.18	37.99
1 Family Services Supervisor	26.05	27.35	28.72	30.16	31.67
1 Accountant II	25.91	27.21	28.57	30.00	31.50
2 Staff Serv Analyst	24.05	25.25	26.51	27.84	29.23
1 Supv Acct Admin Clerk I	19.87	20.86	21.90	23.00	24.15
2 Staff Serv Tech	19.05	20.00	21.00	22.05	23.15
1 Admin Secretary	18.58	19.51	20.49	21.51	22.59
9 Family Services Specialist II	18.27	19.18	20.14	21.15	22.21
5 Account Clerk III	17.30	18.17	19.08	20.03	21.03
3 Account Clerk II	15.31	16.08	16.88	17.72	18.61
6 Admin Clerk II	14.67	15.40	16.17	16.98	17.83

35 \* BUDGET UNIT TOTAL \*

**PUBLIC HEALTH**

1 Public Health Officer	75.41	---	94.26	---	113.11
1 Assoc Director	43.94	---	54.92	---	65.90
2 Manager III	31.03	---	38.79	---	46.55
5 Manager II	27.45	---	34.31	---	41.17
6 Public Health Nurse III	34.99	36.74	38.58	40.51	42.54
3 Clinical Lab Scientist III	34.07	35.77	37.56	39.44	41.41
31 Public Health Nurse II	33.31	34.98	36.73	38.57	40.50
1 Staff Nurse III	33.26	34.92	36.67	38.50	40.43
3 Staff Nurse II	31.26	32.82	34.46	36.18	37.99

**STANISLAUS COUNTY**  
**DEPARTMENT POSITION ALLOCATION REPORT**  
as of 7/2/11

STEP 1	STEP 2	STEP 3	STEP 4	STEP 5
MIN	---	MID	---	MAX
---	---	FLAT	---	---

**HEALTH SERVICES AGENCY (Continued)**

**PUBLIC HEALTH (Continued)**

1	Phys/Occupational TherapistIII	30.78	32.32	33.94	35.64	37.42
2	Epidemiologist	30.78	32.32	33.94	35.64	37.42
4	Staff Serv Coordinator	29.20	30.66	32.19	33.80	35.49
5	Phys/Occupational Therapist II	28.66	30.09	31.59	33.17	34.83
2	Social Worker IV	26.34	27.66	29.04	30.49	32.01
5	Health Educator	24.20	25.41	26.68	28.01	29.41
3	Staff Serv Analyst	24.05	25.25	26.51	27.84	29.23
9	Pub Hlth Nutritionist II	23.88	25.07	26.32	27.64	29.02
2	Med Investigator	23.79	24.98	26.23	27.54	28.92
7	Staff Serv Tech	19.05	20.00	21.00	22.05	23.15
1	Admin Secretary	18.58	19.51	20.49	21.51	22.59
1	Account Clerk III	17.30	18.17	19.08	20.03	21.03
8	Community Health Work III	17.12	17.98	18.88	19.82	20.81
10	Admin Clerk III	16.58	17.41	18.28	19.19	20.15
1	Clinical Lab Asst II	15.91	16.71	17.55	18.43	19.35
1	Account Clerk II	15.31	16.08	16.88	17.72	18.61
16	Admin Clerk II	14.67	15.40	16.17	16.98	17.83
23	Community Health Work II	14.49	15.21	15.97	16.77	17.61
3	Therapist Aid	13.04	13.69	14.37	15.09	15.84
<hr/>						
157	* BUDGET UNIT TOTAL *					

472      **\*\* DEPARTMENT TOTAL \*\***

**LAW LIBRARY**

**LAW LIBRARY**

1	Confidential Assistant IV	20.70	---	25.87	---	31.04
1	Library Asst II	15.98	16.78	17.62	18.50	19.43
<hr/>						
2	* BUDGET UNIT TOTAL *					

2      **\*\* DEPARTMENT TOTAL \*\***

**LIBRARY**

**LIBRARY**

1	County Librarian	43.94	---	54.92	---	65.90
1	Manager III	31.03	---	38.79	---	46.55
3	Manager II	27.45	---	34.31	---	41.17
1	Confidential Assistant IV	20.70	---	25.87	---	31.04
1	Systems Engineer II	33.23	34.89	36.63	38.46	40.38
3	Librarian III	27.04	28.39	29.81	31.30	32.87
1	Clerical Division Supv	26.44	27.76	29.15	30.61	32.14

**STANISLAUS COUNTY**  
**DEPARTMENT POSITION ALLOCATION REPORT**  
as of 7/2/11

STEP 1	STEP 2	STEP 3	STEP 4	STEP 5
MIN	---	MID	---	MAX
---	---	FLAT	---	---

**LIBRARY (Continued)**

**LIBRARY (Continued)**

1	Accountant II	25.91	27.21	28.57	30.00	31.50
2	Application Specialist II	24.37	25.59	26.87	28.21	29.62
11	Librarian II	23.85	25.04	26.29	27.60	28.98
1	Storekeeper II	18.16	19.07	20.02	21.02	22.07
1	Account Clerk III	17.30	18.17	19.08	20.03	21.03
23	Library Asst II	15.98	16.78	17.62	18.50	19.43
1	Admin Clerk II	14.67	15.40	16.17	16.98	17.83
18	Admin Clerk I	14.20	14.91	15.66	16.44	17.26

---

69      \* BUDGET UNIT TOTAL \*

---

69      \*\* DEPARTMENT TOTAL \*\*

**LOCAL AGENCY FORMATION COMM.**

**LOCAL AGENCY FORMATION COMM**

1	Manager IV	35.08	---	43.85	---	52.62
1	Manager II	27.45	---	34.31	---	41.17
1	Confidential Assistant IV	20.70	---	25.87	---	31.04

---

3      \* BUDGET UNIT TOTAL \*

---

3      \*\* DEPARTMENT TOTAL \*\*

**PARKS & RECREATION**

**PARKS & RECREATION**

3	Manager I	24.45	---	30.56	---	36.67
1	Park Supv	21.93	23.03	24.18	25.39	26.66
10	Park Mntc Worker III	19.47	20.44	21.46	22.53	23.66
6	Park Mntc Worker II	18.08	18.98	19.93	20.93	21.98

---

20      \* BUDGET UNIT TOTAL \*

---

20      \*\* DEPARTMENT TOTAL \*\*

**PLANNING & COMMUNITY DEVELOP**

**BUILDING PERMITS**

1	Manager IV	35.08	---	43.85	---	52.62
1	Supv Building Inspector	31.03	---	38.79	---	46.55
1	Building Inspector III	31.13	32.69	34.32	36.04	37.84
2	Plan Check Engineer	31.13	32.69	34.32	36.04	37.84

**STANISLAUS COUNTY**  
**DEPARTMENT POSITION ALLOCATION REPORT**  
as of 7/2/11

STEP 1	STEP 2	STEP 3	STEP 4	STEP 5
MIN	---	MID	---	MAX
---	---	FLAT	---	---

**PLANNING & COMMUNITY DEVELOP (Continued)**

**BUILDING PERMITS (Continued)**

1	Staff Serv Coordinator	29.20	30.66	32.19	33.80	35.49
4	Building Inspector II	28.31	29.73	31.22	32.78	34.42
1	Account Clerk III	17.30	18.17	19.08	20.03	21.03
1	Admin Clerk III	16.58	17.41	18.28	19.19	20.15
1	Admin Clerk II	14.67	15.40	16.17	16.98	17.83
<hr/>						
13	* BUDGET UNIT TOTAL *					

**PLANNING**

1	Dir Of Plan & Comm Devel	55.36	---	69.20	---	83.04
1	Asst Director	38.98	---	48.73	---	58.48
1	Manager IV	35.08	---	43.85	---	52.62
1	Manager III	31.03	---	38.79	---	46.55
1	Manager II	27.45	---	34.31	---	41.17
1	Confidential Assistant IV	20.70	---	25.87	---	31.04
1	Plan Check Engineer	31.13	32.69	34.32	36.04	37.84
1	Application Specialist III	28.72	30.16	31.67	33.25	34.91
6	Assoc Planner	28.57	30.00	31.50	33.08	34.73
2	Staff Serv Tech	19.05	20.00	21.00	22.05	23.15
<hr/>						
16	* BUDGET UNIT TOTAL *					

29      **\*\* DEPARTMENT TOTAL \*\***

**PROBATION**

**ADMINISTRATION**

1	Chief Probation Offcr	55.36	---	69.20	---	83.04
1	Asst Chief Probation Officer	43.94	---	54.92	---	65.90
3	Manager III	31.03	---	38.79	---	46.55
1	Manager II	27.45	---	34.31	---	41.17
1	Confidential Assistant IV	20.70	---	25.87	---	31.04
2	Confidential Assistant III	17.23	---	21.54	---	25.85
2	Systems Engineer II	33.23	34.89	36.63	38.46	40.38
1	Software Developer/Analyst III	33.23	34.89	36.63	38.46	40.38
1	Accountant II	25.91	27.21	28.57	30.00	31.50
1	Staff Serv Analyst	24.05	25.25	26.51	27.84	29.23
1	Accountant I	20.27	21.28	22.34	23.46	24.63
1	Account Clerk III	17.30	18.17	19.08	20.03	21.03
1	Account Clerk II	15.31	16.08	16.88	17.72	18.61
<hr/>						
17	* BUDGET UNIT TOTAL *					

**FIELD SERVICES**

1	Manager IV - Safety	35.08	---	43.85	---	52.62
---	---------------------	-------	-----	-------	-----	-------

**STANISLAUS COUNTY**  
**DEPARTMENT POSITION ALLOCATION REPORT**  
as of 7/2/11

STEP 1	STEP 2	STEP 3	STEP 4	STEP 5
MIN	---	MID	---	MAX
---	---	FLAT	---	---

**PROBATION (Continued)**

**FIELD SERVICES (Continued)**

10	Supv Prob Ofcfr	28.55	29.98	31.48	33.05	34.70
11	Deputy Prob Ofcfr III	25.13	26.39	27.71	29.10	30.56
60	Deputy Prob Ofcfr II	22.52	23.65	24.83	26.07	27.37
2	Supv Legal Clerk II	21.88	22.97	24.12	25.33	26.60
3	Legal Clerk IV	18.10	19.01	19.96	20.96	22.01
23	Legal Clerk III	16.58	17.41	18.28	19.19	20.15
<hr/>						
110	* BUDGET UNIT TOTAL *					

**INSTITUTIONAL SERVICES**

1	Manager IV - Safety	35.08	---	43.85	---	52.62
1	Confidential Assistant III	17.23	---	21.54	---	25.85
7	Supv Probation Correction Ofcfr	24.68	25.91	27.21	28.57	30.00
16	Probation Corrections Ofcfr III	21.07	22.12	23.23	24.39	25.61
60	Probation Corrections Ofcfr II	18.51	19.44	20.41	21.43	22.50
1	Legal Clerk III	16.58	17.41	18.28	19.19	20.15
1	Stock/Delivery Clerk II	14.32	15.04	15.79	16.58	17.41
<hr/>						
87	* BUDGET UNIT TOTAL *					

**JJCPA**

1	Supv Prob Ofcfr	28.55	29.98	31.48	33.05	34.70
1	Deputy Prob Ofcfr II	22.52	23.65	24.83	26.07	27.37
<hr/>						
2	* BUDGET UNIT TOTAL *					

**YOBG**

1	Deputy Prob Ofcfr II	22.52	23.65	24.83	26.07	27.37
<hr/>						
1	* BUDGET UNIT TOTAL *					

---

217      **\*\* DEPARTMENT TOTAL \*\***

**PUBLIC DEFENDER**

**PUBLIC DEFENDER**

1	Public Defender	61.66	---	77.07	---	92.48
2	Chief Dep Public Defender	47.01	---	58.76	---	70.51
1	Confidential Assistant IV	20.70	---	25.87	---	31.04
23	Attorney V	49.88	52.37	54.99	57.74	60.63
1	Special Investigator III	29.52	31.00	32.55	34.18	35.89
1	Paralegal III	23.47	24.64	25.87	27.16	28.52
5	Legal Clerk IV	18.10	19.01	19.96	20.96	22.01
4	Legal Clerk III	16.58	17.41	18.28	19.19	20.15



**STANISLAUS COUNTY**  
**DEPARTMENT POSITION ALLOCATION REPORT**  
as of 7/2/11

STEP 1	STEP 2	STEP 3	STEP 4	STEP 5
MIN	---	MID	---	MAX
---	---	FLAT	---	---

**PUBLIC DEFENDER (Continued)**

**PUBLIC DEFENDER (Continued)**

---

38	* BUDGET UNIT TOTAL *
<hr/>	
38	** DEPARTMENT TOTAL **

**PUBLIC WORKS**

**ADMINISTRATION**

1	Dir Of Public Works	61.66	---	77.07	---	92.48
1	Deputy Dir Public Works	43.94	---	54.92	---	65.90
1	Manager IV	35.08	---	43.85	---	52.62
1	Manager III	31.03	---	38.79	---	46.55
1	Confidential Assistant IV	20.70	---	25.87	---	31.04
1	Confidential Assistant III	17.23	---	21.54	---	25.85
1	Software Developer II	28.72	30.16	31.67	33.25	34.91
1	Staff Serv Analyst	24.05	25.25	26.51	27.84	29.23
1	Accounting Tech	18.98	19.93	20.93	21.98	23.08
1	Account Clerk III	17.30	18.17	19.08	20.03	21.03
1	Admin Clerk III	16.58	17.41	18.28	19.19	20.15
<hr/>						
11	* BUDGET UNIT TOTAL *					

**ENGINEERING**

2	Sr Civil Engineer	38.98	---	48.73	---	58.48
6	Assoc Civil Eng/Assoc Surveyor	37.64	39.52	41.50	43.58	45.76
7	Asst Engineer/Surveyor	32.09	33.69	35.37	37.14	39.00
1	Staff Serv Coordinator	29.20	30.66	32.19	33.80	35.49
6	Sr Engineering/Surveying Tech	28.00	29.40	30.87	32.41	34.03
1	Staff Serv Analyst	24.05	25.25	26.51	27.84	29.23
2	Engineering Technician	23.90	25.10	26.36	27.68	29.06
1	Engineering Aid II	19.65	20.63	21.66	22.74	23.88
1	Admin Secretary	18.58	19.51	20.49	21.51	22.59
<hr/>						
27	* BUDGET UNIT TOTAL *					

**LOCAL TRANSIT SYSTEM**

1	Manager III	31.03	---	38.79	---	46.55
1	Staff Serv Coordinator	29.20	30.66	32.19	33.80	35.49
1	Assoc Planner	28.57	30.00	31.50	33.08	34.73
<hr/>						
3	* BUDGET UNIT TOTAL *					

**MORGAN SHOP**

1	Manager III	31.03	---	38.79	---	46.55
1	Staff Serv Analyst	24.05	25.25	26.51	27.84	29.23

**STANISLAUS COUNTY**  
**DEPARTMENT POSITION ALLOCATION REPORT**  
as of 7/2/11

STEP 1	STEP 2	STEP 3	STEP 4	STEP 5
MIN	---	MID	---	MAX
---	---	FLAT	---	---

**PUBLIC WORKS (Continued)**

**MORGAN SHOP (Continued)**

1	Lead Equip Mechanic	22.98	24.13	25.34	26.61	27.94
5	Heavy Equip Mechanic	22.74	23.88	25.07	26.32	27.64
<hr/>						
8	* BUDGET UNIT TOTAL *					

**ROAD & BRIDGE**

1	Manager IV	35.08	---	43.85	---	52.62
1	Accountant III	28.48	29.90	31.40	32.97	34.62
3	Road Supv	26.02	27.32	28.69	30.12	31.63
9	Sr Road Mntc Worker	23.36	24.53	25.76	27.05	28.40
42	Road Mntc Worker III	20.71	21.75	22.84	23.98	25.18
1	Account Clerk III	17.30	18.17	19.08	20.03	21.03
<hr/>						
57	* BUDGET UNIT TOTAL *					

106      **\*\* DEPARTMENT TOTAL \*\***

**RETIREMENT BOARD**

**RETIREMENT**

1	Retirement Administrator	48.08	---	60.10	---	72.12
2	Manager III	31.03	---	38.79	---	46.55
1	Manager II	27.45	---	34.31	---	41.17
1	Confidential Assistant V	24.66	---	30.82	---	36.98
3	Confidential Assistant IV	20.70	---	25.87	---	31.04
2	Confidential Assistant III	17.23	---	21.54	---	25.85
1	Attorney V	49.88	52.37	54.99	57.74	60.63
1	Software Developer/Analyst III	33.23	34.89	36.63	38.46	40.38
<hr/>						
12	* BUDGET UNIT TOTAL *					

12      **\*\* DEPARTMENT TOTAL \*\***

**SHERIFF**

**ADMINISTRATION**

1	Sheriff	---	---	87.23	---	---
1	Manager IV	35.08	---	43.85	---	52.62
1	Confidential Assistant V	24.66	---	30.82	---	36.98
2	Confidential Assistant II	15.29	---	19.11	---	22.93
1	Sr Systems Engineer	38.45	40.37	42.39	44.51	46.74
1	Sr Software Developer/Analyst	38.45	40.37	42.39	44.51	46.74
1	Systems Engineer II	33.23	34.89	36.63	38.46	40.38
1	Software Developer/Analyst III	33.23	34.89	36.63	38.46	40.38

**STANISLAUS COUNTY**  
**DEPARTMENT POSITION ALLOCATION REPORT**  
as of 7/2/11

STEP 1	STEP 2	STEP 3	STEP 4	STEP 5
MIN	---	MID	---	MAX
---	---	FLAT	---	---

**SHERIFF (Continued)**

**ADMINISTRATION (Continued)**

1	Sergeant	28.84	30.28	31.79	33.38	35.05
2	Accountant III	28.48	29.90	31.40	32.97	34.62
1	Accountant II	25.91	27.21	28.57	30.00	31.50
3	Application Specialist II	24.37	25.59	26.87	28.21	29.62
2	Deputy Sheriff	24.36	25.58	26.86	28.20	29.61
3	Accounting Tech	18.98	19.93	20.93	21.98	23.08
1	Admin Secretary	18.58	19.51	20.49	21.51	22.59
1	Account Clerk III	17.30	18.17	19.08	20.03	21.03
1	Admin Clerk II	14.67	15.40	16.17	16.98	17.83
<hr/>						
24	* BUDGET UNIT TOTAL *					

**CAL ID PROGRAM**

1	Systems Technician I	18.25	19.16	20.12	21.13	22.19
<hr/>						
1	* BUDGET UNIT TOTAL *					

**CONTRACT CITIES**

3	Lieutenant	33.88	---	42.35	---	50.82
6	Sergeant	28.84	30.28	31.79	33.38	35.05
47	Deputy Sheriff	24.36	25.58	26.86	28.20	29.61
2	Legal Clerk IV	18.10	19.01	19.96	20.96	22.01
2	Community Serv Offcr	17.58	18.46	19.38	20.35	21.37
6	Legal Clerk III	16.58	17.41	18.28	19.19	20.15
<hr/>						
66	* BUDGET UNIT TOTAL *					

**COURT SECURITY**

2	Sergeant	28.84	30.28	31.79	33.38	35.05
13	Deputy Sheriff	24.36	25.58	26.86	28.20	29.61
14	Deputy Sheriff-Custodial	21.91	23.01	24.16	25.37	26.64
5	Security Officer	15.94	16.74	17.58	18.46	19.38
<hr/>						
34	* BUDGET UNIT TOTAL *					

**DETENTION**

1	Captain	43.94	---	54.92	---	65.90
1	Lieutenant	33.88	---	42.35	---	50.82
4	Custodial Lieutenant	31.48	---	39.35	---	47.22
1	Sergeant	28.84	30.28	31.79	33.38	35.05
19	Sergeant-Custodial	26.34	27.66	29.04	30.49	32.01
7	Deputy Sheriff	24.36	25.58	26.86	28.20	29.61
165	Deputy Sheriff-Custodial	21.91	23.01	24.16	25.37	26.64
1	Supv Legal Clerk II	21.88	22.97	24.12	25.33	26.60
2	Admin Secretary	18.58	19.51	20.49	21.51	22.59
1	Supv Custodial Cook	18.45	19.37	20.34	21.36	22.43

**STANISLAUS COUNTY**  
**DEPARTMENT POSITION ALLOCATION REPORT**  
as of 7/2/11

STEP 1	STEP 2	STEP 3	STEP 4	STEP 5
MIN	---	MID	---	MAX
---	---	FLAT	---	---

**SHERIFF (Continued)**

**DETENTION (Continued)**

1	Storekeeper II	18.16	19.07	20.02	21.02	22.07
4	Legal Clerk IV	18.10	19.01	19.96	20.96	22.01
1	Account Clerk III	17.30	18.17	19.08	20.03	21.03
8	Custodial Cook	16.78	17.62	18.50	19.43	20.40
22	Legal Clerk III	16.58	17.41	18.28	19.19	20.15
2	Account Clerk II	15.31	16.08	16.88	17.72	18.61
1	Stock/Delivery Clerk II	14.32	15.04	15.79	16.58	17.41
3	Asst Cook II	12.68	13.31	13.98	14.68	15.41
<hr/>						
244	* BUDGET UNIT TOTAL *					

**INMATE WELFARE**

1	Account Clerk III	17.30	18.17	19.08	20.03	21.03
2	Stock/Delivery Clerk II	14.32	15.04	15.79	16.58	17.41
<hr/>						
3	* BUDGET UNIT TOTAL *					

**OPERATIONS**

1	Forensic Pathologist	120.36	---	150.45	---	180.54
1	Captain	43.94	---	54.92	---	65.90
1	Manager II	27.45	---	34.31	---	41.17
1	Manager II - Safety	27.45	---	34.31	---	41.17
5	Lieutenant	33.88	---	42.35	---	50.82
10	Sergeant	28.84	30.28	31.79	33.38	35.05
1	Supv Public Administrator	24.66	25.89	27.18	28.54	29.97
71	Deputy Sheriff	24.36	25.58	26.86	28.20	29.61
5	Supv Legal Clerk II	21.88	22.97	24.12	25.33	26.60
4	Crime Analyst Tech	19.83	20.82	21.86	22.95	24.10
1	Staff Serv Tech	19.05	20.00	21.00	22.05	23.15
5	Legal Clerk IV	18.10	19.01	19.96	20.96	22.01
3	Community Serv Offcr	17.58	18.46	19.38	20.35	21.37
1	Equipment Serv Tech	17.20	18.06	18.96	19.91	20.91
22	Legal Clerk III	16.58	17.41	18.28	19.19	20.15
1	Stock/Delivery Clerk II	14.32	15.04	15.79	16.58	17.41
<hr/>						
133	* BUDGET UNIT TOTAL *					

**VEHICLE THEFT**

1	Deputy Sheriff	24.36	25.58	26.86	28.20	29.61
<hr/>						
1	* BUDGET UNIT TOTAL *					

506      **\*\* DEPARTMENT TOTAL \*\***

**STANISLAUS COUNTY**  
**DEPARTMENT POSITION ALLOCATION REPORT**  
as of 7/2/11

STEP 1	STEP 2	STEP 3	STEP 4	STEP 5
MIN	---	MID	---	MAX
---	---	FLAT	---	---

**STANISLAUS REGIONAL 911**

**STANISLAUS REGIONAL 911**

4	Manager III	31.03	---	38.79	---	46.55
1	Manager I	24.45	---	30.56	---	36.67
1	Confidential Assistant IV	20.70	---	25.87	---	31.04
1	Lieutenant	33.88	---	42.35	---	50.82
3	Systems Engineer II	33.23	34.89	36.63	38.46	40.38
1	Software Developer/Analyst III	33.23	34.89	36.63	38.46	40.38
2	Application Specialist II	24.37	25.59	26.87	28.21	29.62
36	Emergency Dispatcher	21.02	22.07	23.17	24.33	25.55
3	Emer Call Taker	19.08	20.03	21.03	22.08	23.18
1	Account Clerk III	17.30	18.17	19.08	20.03	21.03

---

53      \* BUDGET UNIT TOTAL \*

---

53      \*\* DEPARTMENT TOTAL \*\*

**STRATEGIC BUSINESS TECHNOLOGY**

**SBT TELECOMMUNICATIONS**

2	Systems Engineer II	33.23	34.89	36.63	38.46	40.38
---	---------------------	-------	-------	-------	-------	-------

---

2      \* BUDGET UNIT TOTAL \*

**STRATEGIC BUSINESS TECHNOLOGY**

1	Director of SBT	43.94	---	54.92	---	65.90
2	Manager IV	35.08	---	43.85	---	52.62
2	Sr Systems Engineer	38.45	40.37	42.39	44.51	46.74
2	Sr Software Developer/Analyst	38.45	40.37	42.39	44.51	46.74
3	Systems Engineer II	33.23	34.89	36.63	38.46	40.38
3	Software Developer/Analyst III	33.23	34.89	36.63	38.46	40.38
1	Staff Serv Coordinator	29.20	30.66	32.19	33.80	35.49
1	Software Developer II	28.72	30.16	31.67	33.25	34.91
5	Application Specialist III	28.72	30.16	31.67	33.25	34.91

---

20      \* BUDGET UNIT TOTAL \*

---

22      \*\* DEPARTMENT TOTAL \*\*

**TREASURER**

**REVENUE RECOVERY**

1	Manager II	27.45	---	34.31	---	41.17
1	Sr Collector	22.91	24.06	25.26	26.52	27.85
1	Accountant I	20.27	21.28	22.34	23.46	24.63
5	Collector	19.33	20.30	21.32	22.39	23.51
1	Accounting Tech	18.98	19.93	20.93	21.98	23.08

**STANISLAUS COUNTY**  
**DEPARTMENT POSITION ALLOCATION REPORT**  
as of 7/2/11

STEP 1	STEP 2	STEP 3	STEP 4	STEP 5
MIN	---	MID	---	MAX
---	---	FLAT	---	---

**TREASURER (Continued)**

**REVENUE RECOVERY (Continued)**

7	Account Clerk III	17.30	18.17	19.08	20.03	21.03
16	* BUDGET UNIT TOTAL *					

**TAX COLLECTOR**

1	Treasurer-Tax Collector	---	---	67.04	---	---
1	Manager III	31.03	---	38.79	---	46.55
1	Confidential Assistant IV	20.70	---	25.87	---	31.04
1	Accountant II	25.91	27.21	28.57	30.00	31.50
2	Accountant I	20.27	21.28	22.34	23.46	24.63
1	Accounting Tech	18.98	19.93	20.93	21.98	23.08
4	Account Clerk III	17.30	18.17	19.08	20.03	21.03
11	* BUDGET UNIT TOTAL *					

**TREASURY**

1	Manager II	27.45	---	34.31	---	41.17
1	Accountant I	20.27	21.28	22.34	23.46	24.63
2	Account Clerk III	17.30	18.17	19.08	20.03	21.03
4	* BUDGET UNIT TOTAL *					

---

31	** DEPARTMENT TOTAL **					
----	------------------------	--	--	--	--	--

3,576      \*\*\* STANISLAUS COUNTY TOTAL \*\*\*

End of Report

**Unfunded Vacant Positions  
as of 7-2-11**

Department	Budget Unit	# of Positions	Classification
<b>Aging &amp; Veterans Services</b>	Veterans' Services	1	Admin Clerk II
	<b>Subtotal</b>	<b>1</b>	
<b>Agricultural Commissioner</b>	Agricultural Commissioner	1	Accountant I
	<b>Subtotal</b>	<b>1</b>	
<b>Alliance WorkNet</b>	Alliance WorkNet	1	Storekeeper II
		1	Staff Serv Analyst
		2	Admin Clerk II
		1	Accountant III
		<b>Subtotal</b>	<b>5</b>
<b>Animal Services</b>	Animal Services	1	Manager II
		2	Animal Serv Offcr II
		2	Animal Care Spec I
		1	Admin Clerk III
		1	Animal Care Spec II
		<b>Subtotal</b>	<b>7</b>
<b>Assessor</b>	Assessor	1	Manager IV
		1	Auditor-Appraiser III
		1	Appraiser Tech
		1	Application Specialist III
		1	Account Clerk III
		<b>Subtotal</b>	<b>5</b>
<b>Auditor Controller</b>	Auditor Controller	1	Sr Application Specialist
		2	Manager IV
		1	Manager II
		1	Confidential Assistant V
		1	Confidential Assistant III
		1	Accounting Tech
		3	Accountant III
		1	Accountant I
		3	Account Clerk III
		<b>Subtotal</b>	<b>14</b>
<b>Behavioral Health &amp; Recov Svs</b>	Behavioral Health Services	1	MH Clinician III
		1	Confidential Assistant IV
		1	Clinical Serv Tech II
		1	Admin Clerk III
		1	Accountant II

**Unfunded Vacant Positions  
as of 7-2-11**

Department	Budget Unit	# of Positions	Classification
Behavioral Health & Recov Svs	Mental Health Services Act	1	Clinical Psychologist
		1	Behavioral Health Advocate
Behavioral Health & Recov Svs	Stanislaus Recovery Center	9	Clinical Serv Tech II
		2	Behavioral Health Splst. II
<b>Subtotal</b>		<b>18</b>	
Board of Supervisors	Clerk of the Board	1	Confidential Assistant IV
		1	Confidential Assistant III
<b>Subtotal</b>		<b>2</b>	
Chief Executive Office	County Fire Service Fund	1	Staff Serv Tech
		1	Fire Prevention Specialist II
Chief Executive Office	Office of Emergency Services	1	Manager II
		1	Deputy Fire Warden/Dep Dir OES
Chief Executive Office	Operations and Services	2	Manager IV
		3	Manager III
		3	Deputy Exec Offcr
		3	Confidential Assistant III
		1	Chief Information Officer
Chief Executive Office	Risk Management	2	Manager II
		1	Confidential Assistant IV
		1	Confidential Assistant III
		2	Confidential Assistant II
		1	Confidential Assistant I
<b>Subtotal</b>		<b>23</b>	
Clerk/Recorder	Elections Division	2	Staff Serv Tech
Clerk/Recorder	Recorder Division	2	Legal Clerk III
<b>Subtotal</b>		<b>4</b>	
Community Services Agency	Service & Support	1	Systems Technician I
		1	Supv Acct Admin Clerk II
		2	Special Investigator II
		1	Software Developer/Analyst III
		5	Social Worker Supv II
		22	Social Worker IV
		1	Social Worker III
		1	Social Services Assistant
		1	Manager IV
		1	Manager III



**Unfunded Vacant Positions  
as of 7-2-11**

Department	Budget Unit	# of Positions	Classification
<b>Community Services Agency</b>	Service & Support	3	Manager II
		2	Family Services Supervisor
		4	Family Services Specialist IV
		4	Family Services Specialist III
		3	Confidential Assistant III
		1	Application Specialist III
		3	Admin Clerk III
		8	Admin Clerk II
		1	Accountant III
		2	Accountant II
		3	Account Clerk III
		2	Account Clerk II
			<b>Subtotal</b>
<b>County Counsel</b>	County Counsel	1	Deputy County Counsel V
		1	Confidential Assistant IV
	<b>Subtotal</b>	<b>2</b>	
<b>District Attorney</b>	Auto Insurance Fraud	1	Attorney V
<b>District Attorney</b>	Criminal Division	1	Supv Legal Clerk II
		1	Sr Crmnl Investigator
		1	Paralegal III
		3	Legal Clerk III
		3	Criminal Investigator II
		1	Chief Dep District Attny
		9	Attorney V
	<b>Subtotal</b>	<b>20</b>	
<b>Environmental Resources</b>	DER Landfills	1	Manager III
		2	Landfill Equip Oper II
<b>Environmental Resources</b>	Environmental Resources	1	Sr Resource Management Spec
		1	Sr Hazard Material Spec
		2	Sr Env Health Spec
		1	Milk & Dairy Inspector II
		2	Manager II
		1	Env Health Spec III
		1	Assoc Civil Engineer
		1	Admin Secretary
		1	Admin Clerk III

**Unfunded Vacant Positions  
as of 7-2-11**

Department	Budget Unit	# of Positions	Classification
	<b>Subtotal</b>	<b>14</b>	
<b>General Services Agency</b>	Facilities Maintenance	3	Housekeeper/Custodian
		1	Building Serv Supv
<b>General Services Agency</b>	Fleet Services Division	1	Storekeeper I
		1	Lead Equip Mechanic
		1	Equipment Mechanic
<b>General Services Agency</b>	Purchasing Division	1	Sr Buyer
		1	Manager III
	<b>Subtotal</b>	<b>9</b>	
<b>Health Services Agency</b>	Administration	1	Sr Custodian
		1	Manager I
		1	Accountant I
		1	Account Clerk III
<b>Health Services Agency</b>	Clinics & Ancillary Services	3	Staff Nurse III
		3	Staff Nurse II
		1	Sr Physician Asst
		6	Sr Nurse Practitioner
		1	Phys/Occupational Therapist II
		2	Nursing Asst
		1	Family Practice Physician
		1	Community Health Work II
		2	Admin Clerk I
<b>Health Services Agency</b>	Indigent Health Care Program	1	Staff Serv Coordinator
<b>Health Services Agency</b>	Public Health	1	Sr Nurse Practitioner
		3	Public Health Nurse III
		10	Public Health Nurse II
		1	Phys/Occupational Therapist II
		1	Manager II
		3	Health Educator
		5	Community Health Work III
		1	Asst Public Health Officer
		1	Asst Director
		2	Admin Clerk III
		6	Admin Clerk II
	<b>Subtotal</b>	<b>59</b>	
<b>Library</b>	Library	1	Manager IV

**Unfunded Vacant Positions  
as of 7-2-11**

Department	Budget Unit	# of Positions	Classification
<b>Library</b>	Library	4	Library Asst II
		2	Librarian III
		3	Librarian II
		1	Application Specialist II
		2	Admin Clerk I
	<b>Subtotal</b>	<b>13</b>	
<b>Parks &amp; Recreation</b>	Parks & Recreation	7	Park Mntc Worker II
		1	Manager III
		1	Deputy Director Of Parks
		1	Account Clerk III
	<b>Subtotal</b>	<b>10</b>	
<b>Planning &amp; Community Develop</b>	Building Permits	2	Admin Clerk III
<b>Planning &amp; Community Develop</b>	Planning	3	Manager III
		2	Admin Clerk III
<b>Planning &amp; Community Develop</b>	Redevelopment	1	Assoc Planner
<b>Planning &amp; Community Develop</b>	Special Revenue Grants	1	Assoc Planner
	<b>Subtotal</b>	<b>9</b>	
<b>Probation</b>	Administration	2	Accounting Tech
<b>Probation</b>	Field Services	1	Supv Legal Clerk II
		1	Legal Clerk III
		10	Deputy Prob Offcr II
<b>Probation</b>	Institutional Services	5	Probation Corrections Offc II
		2	Legal Clerk III
		1	Confidential Assistant II
<b>Probation</b>	JJCPA	1	Supv Prob Offcr
		1	Probation Corrections Offc III
		5	Probation Corrections Offc II
		1	Manager IV - Safety
		1	Deputy Prob Offcr III
		4	Deputy Prob Offcr II
	<b>Subtotal</b>	<b>35</b>	
<b>Public Defender</b>	Public Defender	1	Special Investigator II
		5	Attorney V
	<b>Subtotal</b>	<b>6</b>	
<b>Public Works</b>	Administration	1	Software Developer/Analyst III
<b>Public Works</b>	Engineering	1	Sr Engineering/Surveying Tech

**Unfunded Vacant Positions  
as of 7-2-11**

Department	Budget Unit	# of Positions	Classification
Public Works	Engineering	2	Sr Engineering Tech
Public Works	Morgan Shop	1	Heavy Equip Mechanic
Public Works	Road & Bridge	2	Road Supv
		2	Road Mntc Worker III
		1	Admin Clerk III
	<b>Subtotal</b>	<b>10</b>	
Sheriff	Administration	1	Staff Serv Coordinator
Sheriff	CAL-MMET Program	1	Legal Clerk III
		1	Deputy Sheriff
Sheriff	Court Security	1	Deputy Sheriff-Custodial
		2	Deputy Sheriff
Sheriff	Detention	5	Deputy Sheriff-Custodial
Sheriff	Inmate Welfare	1	Storekeeper II
Sheriff	Operations	5	Deputy Sheriff
	<b>Subtotal</b>	<b>17</b>	
Stanislaus Regional 911	Stanislaus Regional 911	1	Manager IV
		6	Emergency Dispatcher
		3	Emer Call Taker
	<b>Subtotal</b>	<b>10</b>	
Strategic Business Technology	SBT Telecommunications	1	Systems Engineer II
Strategic Business Technology	Strategic Business Technology	1	Systems Engineer II
		1	Sr Software Developer/Analyst
	<b>Subtotal</b>	<b>3</b>	
Treasurer	Revenue Recovery	2	Account Clerk III
Treasurer	Tax Collector	1	Software Developer/Analyst III
		2	Account Clerk III
	<b>Subtotal</b>	<b>5</b>	
	<b>GRAND TOTAL</b>	<b>374</b>	



# Special Districts



## **SPECIAL DISTRICTS UNDER THE BOARD OF SUPERVISORS**

---

Special Districts are a form of government created by a local community to meet a specific need. Most only provide a single service. Special Districts are distinguished by four common characteristics:

- ◆ Are a form of government;
- ◆ Governed by a board;
- ◆ Provide services and facilities; and
- ◆ Have defined boundaries.

Only those residents who benefit from services provided by a Special District pay for them. Certain types of Special Districts require that the City Council or County Supervisors serve as their governing boards. Nevertheless, Special Districts remain separate local governments.

Included in this budget document is a schedule of the 2011-2012 Proposed Budget for Special Districts governed by the Board of Supervisors, whose funds are maintained in the County Treasury. They are identified by type—County Service Area, Lighting, Lighting and Landscape, and Storm Drain.

### **County Service Area**

A County Service Area (CSA) may be established to provide any one or more of a variety of extended services within a particular area. At the time the CSA is established, the Board of Supervisors specifies the type or types of services proposed to be provided within the area. CSAs in Stanislaus County typically provide drainage control and landscaping. These Districts provide for:

- a) The control of storm water, including waters which arise outside the District and which flow or drain into or through the District;
- b) The protection from damage by storm of private and public property within the District; and
- c) The maintenance of landscaping associated with drainage basins and/or park facilities within the District.

### **Storm Drain**

The Board of Supervisors may create and govern a Storm Drain Maintenance District to do the following work: cleaning, repairing, renewal, replacement, widening or straightening of existing storm drain structures, watercourses or drainage channels, and the installation of adjoining structures when necessary for the adequate functioning of such drainage facilities. The District may also construct additional storm drain channels or structures and maintain the same whenever necessary to provide proper and adequate drainage of the surface water.

### **Lighting and Landscape**

Each Lighting and/or Landscape District funds specific improvements and/or services that include the maintenance and operation of lighting and/or landscape improvements and associated structures located within public right-of-ways and dedicated easements.

### **FINANCIAL SUMMARY**

Special District funds can only be used for the purpose for which they were collected. Districts receive revenue from property taxes and/or special assessments. A District levying a tax rate and receiving ad valorem taxes prior to the passage of Proposition 13 now receives a portion of the 1% levy.

With the passage of Proposition 13, the amount of property taxes received by Districts was restricted. To fund expenses, a direct assessment was authorized by the Board of Supervisors. In addition, in November 1996, California voters approved Proposition 218, which requires that an increase or new assessment can only become effective through a ballot procedure approved by a simple majority.

### **County Service Areas**

There are a total of 19 County Service Areas (CSA). The total budgeted amount for all the CSAs in Budget Year 2011-2012 is \$805,159. This Proposed Budget is funded by \$722,031 in revenue and \$83,128 in fund balance.

CSA 24-Hideaway Terrace is projected to have a negative cash balance of \$3,485 as of June 30, 2012. This is the result of the existing housing crisis which resulted in an increase in unpaid property taxes and corresponding assessments. While these assessments will eventually be received, either by the property owner bringing payments current, or through the sale of the property, the immediate impact is a temporary shortfall in CSA funding. When the defaulted payments are received, the CSA will receive not only the assessed amount, but also related penalties and interests. On August 11, 2009 the Board of Supervisors approved, pursuant to Government Code section 25214.5, a revolving fund in the amount of \$50,000 to be used during such periods. It is anticipated that outstanding revenues from CSA 24 will be received within the next two years, bringing the cash balance positive.

### **Storm Drain Districts**

There are a total of 7 Storm Drain Districts. The total budgeted amount for all Storm Drain Districts in Budget Year 2011-2012 is \$570,073. This Proposed Budget is funded by \$58,492 in revenue and \$511,581 in fund balance. Due to the type of service provided and the potential for significant expenditures in a severe winter, all available resources are typically budgeted.

### **Landscape and/or Lighting Districts**

The largest number of Districts, 37, is the Landscape and/or Lighting Districts. The total budgeted amount for all Landscape and/or Lighting Districts for Budget Year 2011-2012 is \$456,600. This Proposed Budget is funded by \$390,213 in revenue and \$66,387 in fund balance.

Lighting Districts continue to experience loss due to vandalism and theft. These costs are borne by the lighting districts in addition to regular maintenance and operations. This can result in significant fluctuation of needed assessments. In order to smooth out assessments, a contingency reserve has been, or will be, implemented. Department maintenance staff have also implemented measures to reduce instances of vandalism and theft.

The Airport Neighborhood Lighting District requested additional lighting in alleyways. A ballot procedure took place and it is anticipated that those lights will be in place for Budget Year 2011-2012. The submitted budget includes funding for the operation and maintenance of those additional lights.

North McHenry Lighting District is anticipated to have a negative cash balance of \$7,556 on June 30, 2012. The assessment for this district is fixed and cannot be increased without property owner approval. A ballot procedure was conducted in Fiscal Year 2010-2011, and an increase was not approved. Therefore, roughly 60% of the lights within the lighting district were turned off. These will remain off until the deficit is recovered. At that time, the funding and expenditures will be evaluated to determine how many of the lights can be re-energized. The projected time period to bring the cash balance positive is five years.

## **Budgets—Expenditures and Revenues**

### **◆ County Service Areas**

- ◆ The Public Works Department determines estimated expenditures based on projected maintenance for the District.
- ◆ The Public Works Departments determines estimated revenue based on projected direct assessments and property tax receipts.

### **◆ Landscape and/or Lighting Districts**

- ◆ The Public Works Department determines estimated expenditures based on prior year actual expenses and projected maintenance.
- ◆ The Public Works Department determines estimated revenue based on projected direct assessments and property tax receipts.

### **◆ Storm Drain Districts**

- ◆ The Public Works Department determines estimated revenues based on projected direct assessments and property tax receipts and determines estimated District expenditures based on available financing. The District's Advisory Board initiates any necessary maintenance. Payment requests are submitted to the Public Works Department for review and processing.



**Stanislaus County**  
**Special Districts Summary**  
**Budget Year 2011-2012**

District Name	2011-2012 Proposed Budget			Estimated Fund Balance June 30, 2012
	Estimated Fund Balance June 30, 2011	Revenue	Expenditures	
1	2	4	5	8
<b>Lighting &amp; Lighting Maintenance Districts</b>				
Airport Neighborhood Lighting	\$ 4,670	\$ 30,085	\$ 23,170	\$ 11,585
Almond Wood Estates Lighting	\$ 5,125	\$ 6,974	\$ 8,066	\$ 4,033
Beard Industrial Lighting	\$ 7,905	\$ -	\$ 4,787	\$ 3,118
Country Club Lighting Zone A	\$ 1,722	\$ 1,840	\$ 2,375	\$ 1,187
Country Club Lighting Zone B	\$ 1,232	\$ 1,090	\$ 1,369	\$ 953
Crowslanding Lighting	\$ 2,704	\$ 1,453	\$ 2,555	\$ 1,602
Denair Lighting	\$ 33,369	\$ 10,538	\$ 29,271	\$ 14,636
Deo Gloria Estates Lighting	\$ 2,846	\$ 2,133	\$ 3,320	\$ 1,659
Empire Lighting	\$ 18,270	\$ 16,623	\$ 23,262	\$ 11,631
Fairview Tract Lighting	\$ 4,385	\$ 6,306	\$ 7,127	\$ 3,564
Gibbs Ranch Lighting	\$ 2,167	\$ 934	\$ 2,067	\$ 1,034
Gilbert Road Lighting	\$ 492	\$ 151	\$ 429	\$ 214
Golden State Lighting	\$ (3,046)	\$ 4,478	\$ 1,076	\$ 356
Hillcrest Estates Lighting	\$ 11,710	\$ 4,544	\$ 10,836	\$ 5,418
Mancini Park Homes Lighting	\$ 5,292	\$ 3,616	\$ 5,939	\$ 2,969
Marshall Avenue Lighting	\$ 413	\$ 1,063	\$ 984	\$ 492
Monterey Park Lighting	\$ 1,690	\$ 1,717	\$ 2,271	\$ 1,136
North McHenry Lighting	\$ (10,447)	\$ 6,971	\$ 4,080	\$ (7,556)
North McHenry #2 Lighting	\$ 450	\$ 1,116	\$ 1,044	\$ 522
North Oaks Lighting	\$ 2,613	\$ 2,390	\$ 3,335	\$ 1,668
Olympic Tract Lighting	\$ 9,227	\$ 8,183	\$ 11,607	\$ 5,803
Peach Blossom Estates Lighting	\$ 731	\$ 297	\$ 685	\$ 343
Richland Tract Lighting	\$ 2,710	\$ 5,554	\$ 5,509	\$ 2,755
Salida Lighting	\$ 91,022	\$ 64,373	\$ 103,597	\$ 51,798
Schwartz-Baize Lighting	\$ 4	\$ 443	\$ 298	\$ 149
Sunset Oaks Lighting	\$ 5,798	\$ 11,502	\$ 11,534	\$ 5,766
Sylvan Village #2 Lighting	\$ 2,669	\$ 5,836	\$ 5,670	\$ 2,835
Tempo Park Lighting	\$ 4,388	\$ 6,664	\$ 7,368	\$ 3,684
<b>Total Lighting &amp; Lighting Maintenance Districts</b>	<b>\$ 210,111</b>	<b>\$ 206,874</b>	<b>\$ 283,631</b>	<b>\$ 133,354</b>
<b>Storm Drainage &amp; Maintenance Districts</b>				
Storm Drain #1	\$ 18,908	\$ 1,072	\$ 18,665	\$ 1,315
Storm Drain #2	\$ 5,286	\$ 125	\$ 5,275	\$ 136
Storm Drain #3	\$ 1,717	\$ 45	\$ 1,714	\$ 48
Storm Drain #6	\$ 116,325	\$ 4,361	\$ 115,285	\$ 5,401
Storm Drain #8	\$ 415,074	\$ 51,975	\$ 400,220	\$ 66,829
Storm Drain #9	\$ 3,965	\$ 30	\$ 3,957	\$ 38
Storm Drain #10	\$ 25,175	\$ 884	\$ 24,957	\$ 1,102
<b>Total Storm Drainage &amp; Maintenance Districts</b>	<b>\$ 586,450</b>	<b>\$ 58,492</b>	<b>\$ 570,073</b>	<b>\$ 74,869</b>

**Stanislaus County**  
**Special Districts Summary**  
**Budget Year 2011-2012**

District Name	2011-2012 Proposed Budget			Estimated Fund Balance June 30, 2012
	Estimated Fund Balance June 30, 2011	Revenue	Expenditures	
1	2	4	5	8
<b>County Service Area Districts</b>				
County Service Area No. 4	\$ 86,154	\$ 4,300	\$ 10,161	\$ 80,293
County Service Area No. 5	\$ 138,671	\$ 6,499	\$ 10,476	\$ 134,694
County Service Area No. 7	\$ 57,053	\$ 2,000	\$ 4,898	\$ 54,155
County Service Area No. 8	\$ 22,455	\$ 750	\$ 3,817	\$ 19,388
County Service Area No. 9	\$ 59,052	\$ 1,499	\$ 7,006	\$ 53,545
County Service Area No. 10	\$ 273,556	\$ 413,962	\$ 398,192	\$ 289,326
County Service Area No. 11	\$ 8,202	\$ -	\$ 3,000	\$ 5,202
County Service Area No. 12	\$ 26,534	\$ 1,000	\$ 2,765	\$ 24,769
County Service Area No. 16	\$ 49,682	\$ 17,186	\$ 15,029	\$ 51,839
County Service Area No. 18	\$ 11,857	\$ 9,921	\$ 12,671	\$ 9,107
County Service Area No. 19	\$ 169,245	\$ 39,123	\$ 40,623	\$ 167,745
County Service Area No. 20	\$ 7,057	\$ 6,162	\$ 6,162	\$ 7,057
County Service Area No. 21	\$ 64,803	\$ 17,479	\$ 27,979	\$ 54,303
County Service Area No. 22	\$ 13,507	\$ 9,143	\$ 11,083	\$ 11,567
County Service Area No. 23	\$ 79,353	\$ 4,602	\$ 8,602	\$ 75,353
County Service Area No. 24	\$ (3,485)	\$ 9,408	\$ 9,408	\$ (3,485)
County Service Area No. 25	\$ 11,145	\$ 9,673	\$ 11,423	\$ 9,395
County Service Area No. 26	\$ 547,493	\$ 160,888	\$ 213,428	\$ 494,953
County Service Area No. 27	\$ -	\$ 8,436	\$ 8,436	\$ -
<b>Total County Service Area Districts</b>	<b>\$ 1,622,334</b>	<b>\$ 722,031</b>	<b>\$ 805,159</b>	<b>\$ 1,539,206</b>
<b>Lighting &amp; Landscape Districts</b>				
Bret Hart Landscape & Lighting	\$ 27,037	\$ 53,000	\$ 50,500	\$ 29,537
Bystrom Landscape & Lighting	\$ 20,633	\$ 26,056	\$ 22,600	\$ 24,089
Del Rio Heights Landscape	\$ (4,359)	\$ 4,512	\$ 3,764	\$ (3,611)
Howard/McCracken Landscape & Lighting	\$ 17,449	\$ 21,700	\$ 20,500	\$ 18,649
Laurel Landscape & Lighting	\$ 8,880	\$ 12,900	\$ 12,600	\$ 9,180
Paradise South Landscape & Lighting	\$ 11,408	\$ 19,100	\$ 17,905	\$ 12,603
Riverdale Landscape & Lighting	\$ 7,183	\$ 11,871	\$ 11,000	\$ 8,054
Riverview Landscape & Lighting	\$ 12,648	\$ 13,600	\$ 13,500	\$ 12,748
Shackelford Landscape & Lighting	\$ 12,166	\$ 20,600	\$ 20,600	\$ 12,166
<b>Total Lighting &amp; Landscape Districts</b>	<b>\$ 113,045</b>	<b>\$ 183,339</b>	<b>\$ 172,969</b>	<b>\$ 123,415</b>
<b>Total Special Districts</b>	<b>\$ 2,531,940</b>	<b>\$ 1,170,736</b>	<b>\$ 1,831,832</b>	<b>\$ 1,870,844</b>



# Glossary



## GLOSSARY OF BUDGET TERMS & ACRONYMS

---

**A-87 Charges**—The term "A-87" is used interchangeably with "indirect charges", A-87 is a set of accounting standards used to guide counties as they calculate and assign indirect costs. In Stanislaus County, departmental charges for the Chief Executive Office are developed through the A-87 cost plan rather than direct-billed in the year that they occur, like other service departments.

**AAA**— Area Agency on Area

**AB**—California State Assembly Bill

**AB 109**—AB 109 was enacted in 2005 and amends the California Children and Families Act of 1998. This bill added the following requirements that a county commission must meet in order to receive funding under California Children and Families Program (CCFP): (1) that the county commission must adopt policies regarding conflict of interest of commission members and commission contracting and procurement policies; (2) that the county adopt a limit on the percentage of the county commission's operating budget that may be spent on administrative functions, pursuant to guidelines issued by the state commission; and (3) that the county commission adopt policies and processes establishing the salaries and benefits of employees of the county commission.

**AB 1234**—AB 1234, enacted in 2005, requires a local agency that provides reimbursement for expenses to members of its legislative body to: (1) adopt written policy concerning what occurrences qualify a member to receive reimbursement of expenses for travel, meals, and lodging and (2) develop and provide training in ethics to each local agency official.

**ACH**—Automated Clearinghouse

**Account**—A record of a type of monetary transaction maintained in the general ledger. We use the third segment of the Oracle coding structure to capture a transaction's account.

**Accrual Basis**—A method of accounting that recognizes revenue when earned, rather than when collected. Expenses are recognized when incurred rather than when paid. Internal service funds, enterprise funds, and the pension and investment trust funds use this method of accounting.

**Activity**—A specific line of work performed to accomplish a function for which a governmental unit is responsible.

**Adopted Final Budget**—The second of a two-part budget process, this budget is required to be submitted to the Board by September 18<sup>th</sup>, and reflects revisions, reductions or additions to the Proposed Budget.

**Ad Valorem**—In proportion to value, a basis for levy of taxes on property.

**Agency Fund**—Agency funds account for assets held by the County as an agent for individuals, private organizations, or other governments.

**Allocate**—To set apart for a particular purpose, assign or allot.

**Allocation**—The share or portion allocated.

**Amortization**—A process of cost allocation over time usually used with intangible assets or debt. Example: if a loan of \$12,000 is amortized over one year with no interest, the monthly payments would be \$1,000 a month.

**Annual Financial Report**—The official annual report of the government. This report summarizes and discloses the financial activity of the County and its component units for the fiscal year. It is produced by the Auditor-Controller's Office.

**Appropriation**—The authorization granted by the Board of Supervisors to make expenditures.

**Assessed Valuation**—An official government value placed upon real property or personal property as a basis for levying taxes.

**Assessment**—An official valuation of property, used as a basis for levying a tax.

**Assigned Fund Balance**—Comprised of amounts intended to be used by the government for specific purposes that are neither restricted nor committed. Intent can be expressed by the governing body or by an official or body to which the governing body delegates the authority. Assigned fund balance can be used to eliminate a projected budgetary deficit in the subsequent year's budget.

**Audit**—A systematic collection of the sufficient, competent evidential matter needed to attest to the fairness of management's assertions in the financial statements or to evaluate whether management has efficiently and effectively carried out its responsibilities.

**Audit Trail**—Original documents supporting financial transactions.

**Available and Measurable**—Revenues are considered available when they will be collected either during the current period or soon enough after the end of the period to pay current year liabilities. Revenues are considered measurable when they are reasonably estimable.

**Before and After**—A process improvement method for short term process improvement opportunities.

**BHRS**—Behavioral Health and Recovery Services

**BOC**—Board of Corrections

**Balance Sheet**—A financial statement of all County accounts formatted in accordance with the "accounting equation" ( $assets=liability+equity$ ) at a specific date.

**Balanced Budget**—The amount of budgeted expenditures is equal to or less than the amount of budgeted revenues plus other available resources.

**Board Priorities**—A list of seven priorities established by the Board of Supervisors: "A Safe Community", "A Healthy Community", "A Strong Local Economy", "Effective Partnerships", "A Strong Agricultural Economy/Heritage," "A Well Planned Infrastructure System," and "Efficient Delivery of Public Services."

**Bond**—A funding tool representing a written promise to pay a specific sum (face value or principal amount) in the future (maturity date), plus interest.

**Braided Funds**—Braided funding is the pooling and coordination of resources from various agencies to provide needed services, while maintaining the integrity of each agency's funding stream. However, the funds must be used for their original intent.

**Brown Act**—The Ralph M. Brown Act is a California law that insures that the public can attend and participate in meetings of local government.

**Budget**—Proposed spending plan of expenditures and revenue over a given period of time.

**Budget Unit**—Accounting or organizational units deemed necessary or desirable for control of the financial operation. A budget must be adopted by the Board of Supervisors for each of its budget units. A budget unit is represented in Oracle by a combination of a fund and an “org.”

**Budgetary Control**—The control or management of a government or enterprise in accordance with an approved budget to keep expenditures within the limitations of available appropriations and available revenues.

**CAIRE**—Child Abuse, Interviews, Referrals and Examinations

**CAP**—Cost Allocation Plan

**CEO**—Chief Executive Officer

**CHIP**—California Healthcare for Indigents Program

**CIO**—Chief Information Officer

**COLA**—Cost of living adjustment

**COP**—Certificates of Participation

**CRM**—Customer Relationship Management

**CSA**—Community Services Agency

**CSAC**—California State Association of Counties

**CalWORKS**—California Work Opportunity and Responsibility to Kids

**CAL MMET**—California Multi-Jurisdictional Methamphetamine Enforcement Taskforce

**Capital Assets**—Land, improvements to land, easements, buildings, vehicles, machinery, works of art, infrastructure and all assets that are used in operations and have initial useful lives beyond any one reporting period (a year).

**Capital Lease**—An agreement that conveys the right to use property, plant or equipment, usually for a stated period of time.

**Capital Improvement Program**—A comprehensive multi-year forecast of capital needs and requests.

**Capital Project**—Any project having assets of significant value and a useful life of five years or more. Capital projects include the purchase of land, designs, engineering, and construction of buildings and infrastructure such as streets, bridges, drainage, street lighting, water systems, etc.

**Capital Projects Fund**—One of five governmental fund types used to account for financial resources to be used for the acquisition or construction of major capital facilities.

**Cash Basis**—A method of accounting by which revenues and expenditures are recorded when they are received and paid.

**Centralized**—To bring under the control of a central authority.

**Committed Fund Balance**—Includes amounts that can be used only for the specific purposes determined by a formal action of the government’s highest level of decision-making authority.

Commitments may be changed or lifted only by the government taking the same formal action that imposed the constraint originally.

**Contingency Fund (Also “Appropriations for Contingencies)**—Funds set-aside to address emergencies and other unanticipated expenses.

**Cost Accounting**—The method of accounting that provides for assembling and recording of all the elements of cost incurred to accomplish a purpose, to carry on an activity or operation, or to complete a unit of work for a specific job.

**Cost Allocation Plan**—This plan, established under Federal guidelines, identifies, distributes, and allows the County to be reimbursed for the costs of services by support groups (such as Purchasing, Personnel, CEO, County Counsel) to those departments performing functions supported by Federal/State funds.

**County Match**—The term “match” refers to the percentage of local discretionary County monies in the General Fund, which must be used to match a certain amount of State and/or Federal funds or a needed contribution.

**Critical Need**— A budgetary need that can't be met within a department's base budget amount resulting from State and/or Federal mandates, legal requirements or program changes to implement the Board of Supervisors' priorities or direction.

**DA**—District Attorney

**DOJ**—Department of Justice

**Debt Service Fund**—One of the five governmental funds used to finance and account for the payment of interest and principal on bonds or other long-term borrowing.

**Decentralized**—An organization having several operating segments and operating control of each segment's activities is the responsibility of the segment's management.

**Debt Services**— The payment of principal and interest on borrowed funds such as bonds.

**Deficit**—(1) The excess of liabilities of a fund over its assets. (2) The excess of expenditures over revenues during an accounting period or, in the case of proprietary funds, the excess of expenses over revenues during an accounting period.

**Deferral**—Postponement of the recognition of an expense already paid or a revenue already received.

**Deferred Maintenance**—Backlog of needed repairs to facilities, including replacement and repair of roofing, heat and cooling system, painting, floor coverings and other structural items.

**Department**—A basic organizational unit of government that may be sub-divided into divisions or programs.

**Depreciation**—The portion of the cost of a capital asset charged as an expense during the period. Over time, the entire cost of the asset is ultimately charged as an expense.

**Designations of Fund Balance**—The intended use of available expendable financial resources in governmental funds reflecting actual plans approved by the governing body.

**Direct Charges**—Expenses that are specifically associated with a service, program, or department and, thus, are clearly identifiable to a particular function – for example, the gasoline used by a department's vehicles.

**Disbursements**—Payments

**Discretionary Revenue**—Primarily used in the context of the General Fund, this term refers to those revenue sources for which there are no restrictions on their use.

**Download**—To transfer or copy data from one computer to another, or to a disk or peripheral device; generally from a central, often remote computer to another peripheral device such as a personal computer.

**EMS**—Emergency Medical Services

**ERAF**—Educational Revenue Augmentation Fund

**E-Government**—E-Government refers to the use by government agencies of information technologies (such as Wide Area Networks, the Internet, and mobile computing) that have the ability to transform relations with citizens, businesses, and other arms of the government. These technologies can serve a variety of different ends: better delivery of government services to citizens, improved interactions with business and industry, citizen empowerment through access to information, or more efficient government management.

**E-Recovery**—A cost containment alternative that enables the recovering medication costs from manufacturer-based patient assistance programs.

**Earmarked**—Revenues designated by statute or Constitution for a specified purpose.

**Emergency Medical Services Appropriation (SB 2132)**—In 2000, due to diminishing Proposition 99 Tobacco Tax funds, the Legislature created, through SB 2132 (Dunn/Peralta), the Emergency Medical Services Appropriation (EMSA). The EMSA was created to guarantee that a certain portion of Prop 99 dollars would continue to be used to fund emergency room physician services at the local level.

**Employee Benefits**—Amounts paid on behalf of employees; these amounts are not included in the gross salary. They are fringe benefit payments, and while not paid directly to employees, they are nevertheless a part of the cost of salaries and benefits. Examples are group health or life insurance payments, contributions to employee retirement, Social Security taxes, workers' compensation payments, and unemployment insurance payments.

**Encumbrance**—Commitments related to unperformed contracts for goods or services. They represent estimated amounts of expenditures ultimately to result if unperformed contracts are completed.

**Enterprise Fund**—Proprietary fund type used to report an activity for which a fee is charged to external users for goods or services.

**Entrepreneurial Team Process (ETP)**—The Entrepreneurial Team Process provides a method of management that focuses the total organization on customer satisfaction and organizational effectiveness. It equips the organization with management tools instrumental in developing a culture that emphasizes exemplary quality work, customer service, employee satisfaction and effective cost management.

**Entitlement**—The amount of payment to which a state or local government is entitled as determined by the Federal or other government pursuant to an allocation formula contained in applicable statutes.

**Equity**—Residual interest in assets of an entity that remains after deducting liabilities.

**Expenditures**—Under the current financial resources measurement focus, decreases in net financial resources not properly classified as other financing uses.



**Expenses**—Outflows or other using up of assets or incurrences of liabilities (or a combination of both) from delivering or producing goods, rendering services or carrying out other activities that constitute the entity's ongoing major or central operations.

**FAST**—Financial Abuse Specialist Team

**FC**—Foster Care

**FFP**—Federal Financial Participation

**FMS**—Financial Management System

**FQHC—Federally Qualified Health Center** – Federally Qualified Health Centers include all organizations receiving grants under Section 330 of the Public Health Service Act, certain tribal organizations, and FQHC Look-Alikes. FQHCs qualify for enhanced reimbursement from Medicare and Medicaid, as well as other benefits. FQHCs must serve an underserved area or population, offer a sliding fee scale, provide comprehensive services, have an ongoing quality assurance program, and have a governing board of directors.

**FRC**—Family Resource Center

**FTE**—Full Time Equivalent

**Federal Financial Participation**—Federal Financial Participation is a term used by the Federal government to denote when the Federal government will participate with the costs related to administering a program.

**Federally Qualified Health Center Look-Alike**—An FQHC Look-Alike is an organization that meets all of the eligibility requirements of an organization that receives a Public Health Service Act Section 330 grant, but does not receive grant funding.

**Fiduciary Funds**—GAAP (Generally Accepted Accounting Principles) indicates that fiduciary funds should be used “to report assets held in a trustee or agency capacity for others and therefore cannot be used to support the government's own programs.” Fiduciary funds include, but are not limited to pension trust funds as well as agency funds.

**Fiscal**—Financial

**Fiscal Year**—A twelve month period between settlement of financial accounts; Stanislaus County's fiscal year begins July 1 and ends June 30.

**Fixed Assets**—See Capital Assets.

**Full Time Equivalent**—The decimal equivalent of a part-time position converted to a full time basis; e.g., one person working half time would count as 0.50 FTE.

**Function**—A group of related activities aimed at accomplishing a major service or regulatory program for which a governmental unit is responsible (e.g. public safety).

**Fund**—A fiscal and accounting entity with a self-balancing set of accounts segregated to carry out specific activities or attain certain objectives in accordance with special regulations, restrictions, or limitations. Governments use funds to segregate their financial resources and demonstrate legal compliance. We use the first segment of the Oracle coding structure to capture a transaction's fund.

**Fund Balance**—Difference between assets and liabilities reported in a governmental fund.

**GA**—General Assistance

**GFOA**—Government Finance Officers Association

**G/L**—General Ledger – A record containing the accounts needed to reflect the financial position and the results of operations of a government.

**GSA**—General Services Agency

**Governmental Accounting Standards Board (GASB)**—The authoritative accounting and financial reporting standard-setting body for government entities.

**GASB 34**—In June 1999, the Government Accounting Standards Board published Statement 34 which requires state and local governments to begin reporting the value of their infrastructure assets and liabilities, including roads, bridges, water and sewer facilities, and dams in their annual financial reports on an accrual accounting basis. It also called for trust funds to be converted to governmental funds where the County has sole discretion over the use of the funds.

**General Fund**—One of five governmental fund types that typically serves as the chief operating fund of a government.

**Generally Accepted Accounting Principles (GAAP)**—Uniform minimum standards and guidelines for financial accounting and reporting. They govern the form and content of the financial statements of an entity. GAAP encompass the conventions, rules and procedures necessary to define accepted accounting practice at a particular time. They include not only broad guidelines of general application, but also detailed practices and procedures. GAAP provide a standard by which to measure financial presentations. The primary authoritative body on the application of GAAP for state and local governments is GASB.

**Governmental Accounting**—The composite activity of analyzing, recording, summarizing, reporting and interpreting the financial transactions of governments.

**Governmental Funds**—Funds generally used to account for tax-supported activities. There are five different types of governmental funds: the general fund, special revenue funds, debt service funds, capital project funds, and proprietary funds.

**Grant**—A contribution by a government or other organization to support a particular function. Grants may be classified as either “block” (annual set amount designated for an organization) or “competitive” (variable amounts determined by the merits of the grant submittal compared to other competing submittals).

**HEDIS**—HEDIS is a tool created by the National Committee for Quality Assurance (NCQA) to collect data about the quality of care and services provided by health plans. HEDIS consists of a set of performance measurements that compare how well health plans perform in key areas: quality of care, access to care and member satisfaction with the health plan and doctors. NCQA requires health plans to collect this information in the same manner so that results can be fairly compared to another. Health plans can arrange to have their HEDIS results verified by an independent auditor.

**HICAP**—Health Insurance Counseling and Advocacy Program

**HIDTA**—High Intensity Drug Trafficking Area

**HSA**—Health Services Agency

**Historical Cost**—An accounting technique that values an asset for balance sheet purposes at the price paid for the asset at the time of its acquisition.

**Housing-Set Aside**—Redevelopment funds required by law to be set-aside to assist low and moderate-income households with rehabilitation, construction and acquisition of residential housing.

**ICJIS**—Integrated County Justice Information System

**IHCP**—Indigent Health Care Program

**IHSS**—In-Home Supportive Services

**IP**—Individual Provider

**IT**—Information Technology

**Imprest Cash**—Imprest cash is defined for these purposes as cash on hand. There are two types of imprest cash at the County: petty cash funds and change funds.

**Income Statement**—A financial summary that shows an agency's operating results over a specified period of time, usually one year. More specifically, the statement shows an agency's revenues as well as their costs/expenses.

**Indirect Charges**—Expenses that cannot be specifically associated with a given service, program, or department and, thus, are not clearly identifiable to a particular function. For example, charges for the cost of heat in a building containing multiple departments would be an indirect charge.

**Infrastructure**—Long-lived capital assets that normally are stationary in nature and normally can be preserved for a significantly greater number of years than most capital assets (roads, bridges, water and sewer systems, dams, etc.).

**Interfund Activity**—An activity, transaction, or service between two or more County funds.

**Interfund Charge**—A transaction involving services or supplies between two different funds. Charging different funds allows the revenues and expenditures to be seen on each department's individual set of financial records.

**Interfund Loans**—Amounts provided between funds with a requirement for repayment.

**Interfund Transfers**—Flows of assets (such as cash or goods) between funds without equivalent flows of assets in return and without a requirement for repayment.

**Intergovernmental Revenue**—Funds received from Federal, State and other local government sources in the form of grants, shared revenues, and payments in lieu of taxes.

**Internal Service Fund**—Proprietary fund type that may be used to report any activity that provides goods or services to other departments or governments on a cost-reimbursement basis.

**Intrafund Activity**—An activity, transaction, or service within one County fund.

**Intrafund Charge**—A transaction involving services or supplies within one fund. The reason Intrafund accounts are used is so individual departments (same fund but different orgs) can record revenue/expenditures, but not double count revenue/expenditures at the fund level.

**Invoice**—A term describing an original document either issued for the sale of goods on credit (a sales invoice) or received for goods bought (a purchase invoice).

**Issued Base**—This amount represents the budget allocation for providing a base level of service and is based on the previous year's Final Budget with changes for negotiated increases and other program changes.

**JJCPA**—Juvenile Justice Crime Prevention Act

**Joint Powers Agreement**—In accordance with Government Code Sections 6500-6534, if authorized by their legislative or other governing bodies, two or more public agencies by agreement may jointly exercise any power common to the contracting parties. The agreement shall state the purpose of the agreement or the power to be exercised. They shall provide for the method by which the purpose will be accomplished or the manner in which the power will be exercised.

**Journal Voucher (J.V.)**—A standard form for recording transactions to the general ledger.

**LAFCO**—Local Agency Formation Commission

**LAN**—Local Area Network

**Lease**—A contract granting use or occupation of property during a specified period in exchange for a specified rent.

**Legal Budget Unit (LBU)**—An accounting unit, representing one or more departmental programs, where budgeted appropriations are established and reported.

**Liquidity**—(1) The degree to which an asset or security can be bought or sold in the market without affecting the asset's price. (2) The ability to convert an asset to cash quickly.

**Lockyer-Isenberg Trial Court Funding Act**—The Lockyer-Isenberg Trial Court Funding Act of 1997 (AB 233) was enacted in September 1997 and included the following: consolidation of all court funding at the state level, capped counties' financial responsibility at the Fiscal Year 1994-1995 level, and required the state to fund all future growth in court operation costs.

**Long-term Debt**—Debt with a maturity of more than one year after issuance.

**M&O**—Maintenance and operations

**MHSA**—Mental Health Services Act (Prop 63)

**MOE**—Maintenance of Effort

**MOU**—Memorandum of Understanding—agreement outlining the terms of employment entered into between the County and employees of various bargaining units.

**Maddy Emergency Medical Services (EMS) Fund**—The Maddy Emergency Medical Services Fund was created by the Legislature in SB 12/612 (Chapter 1240, Statutes 1987) and set out in Government Code 7600 and Health and Safety Code Part I, Division 2.5, Section 1797.98. This state law mandates a \$7 surcharge for every \$10 of traffic fines collected for criminal offenses. A portion of the surcharge is deposited into the local EMS Fund and used for the reimbursement of emergency medical services provided to persons unable to pay for their care.

**Maintenance of Effort**—A level of local agency contribution required as part of a grant, dedicated funding or a mandate.

**Mandate**—Ordered; mandatory

**Mandated Program**—A requirement by the State or Federal government that the County perform a task, perform a task in a particular way, or perform a task to meet a particular standard, often without compensation from the higher level of government.

**Market Value**—The price investors are willing to pay for a share of stock or an asset on the open market.

**Maturity**—The date upon which the principal or stated value of an investment becomes due and payable.

**Mid-Year Financial Report**—A financial review which considers actual expenditures/expenses for the first six months of the fiscal year and projections for the remaining six months. This review is often used to make corrective actions to ensure that expenditures remain within budgeted appropriations.

**Mission Statement**—A succinct description of the scope and purpose of a County department.

**Modified Accrual Basis**—Basis of accounting used in conjunction with the current financial resources measurement focus that modifies the accrual basis of accounting in two important ways (1) revenues are not recognized until they are measurable and available, and (2) expenditures are recognized in the period in which governments in general normally liquidate the related liability rather than when that liability is first incurred (if earlier).

**NIMS**—National Incident Management System

**Net County Cost**—The difference between budgeted appropriations and departmental revenue. Local tax revenues fund the difference.

**National Incident Management System**—NIMS is a system mandated by Homeland Security Presidential Directive 5 that provides a consistent nationwide approach for federal, local and tribal governments; the private-sector and nongovernmental organizations to work effectively and efficiently together to prepare for, respond to, and recover from domestic incidents, regardless of cause, size or complexity. To provide for interoperability and compatibility among federal, local and tribal capabilities, the NIMS includes a core set of concepts, principles, and terminology.

**Non-spendable Fund Balance**—Includes amounts that are not in a spendable form or are legally or contractually required to be maintained intact (such as the long term amount of notes receivable or prepaid amounts).

**OES**—Office of Emergency Services

**OHP**—Out of home placement

**Object**—An expenditure classification required by the State Controller's office that summarizes a group of accounts. The County's budget must be adopted by the object of expenditure within each budget unit. This becomes the legal level for budgetary control – the level at which expenditures may not exceed budgeted appropriations.

**Operating Transfers**—A transfer of cash to another fund (other than trust funds) NOT involving goods or services – e.g., County match.

**Oracle FMS**—Financial Management System software application purchased from Oracle to maintain the County's general ledger.

**Ordinance**—A formal legislative enactment by the governing board (i.e., the Board of Supervisors) of a municipality. If it is not in conflict with any higher form of law, it has the full force and effect of law within the boundaries of the municipality to which it applies.

**Org—(Short for organization)**—A cost center deemed necessary or desirable for control of financial operations. We use the second segment of the Oracle coding structure to capture a transaction’s “org.”

**Other Charges**—A payment to an agency, institution, or person outside the County Government or CAP charges.

**Other Financing Sources**—Increase in current financial resources that is reported separately from revenues to avoid distorting revenue trends. The use of *other financing sources* category is limited to items so classified by GAAP.

**Other Financing Uses**—Decrease in current financial resources that is reported separately from expenditures to avoid distorting expenditure trends. The use of *other financing uses* category is limited to items so classified by GAAP.

**Overhead**—General fixed costs such as rent, lighting and heating expenses that cannot be charged to a specific product or work operation.

**PA**—Public Authority

**PH**—Public Health

**PLF**—Public Library Foundation

**POB**—Pension Obligation Bonds

**PSR**—Project Study Report

**PT**—Property Tax

**PTAP**—Property Tax Administration Program

**Patient Assistance Program**—Patient Assistance Programs are run by pharmaceutical companies and provide free medication to people who cannot afford to buy their medicine.

**Pension Obligation Bonds**—On September 25, 1995, the County issued Taxable Pension Obligation Bonds. The proceeds were used to pay the Stanislaus County Employees’ Retirement Association for the County’s unfunded actuarial accrued liability.

**Performance Measure**—An annual indicator of achievement or measures of prediction for a program or work unit as defined in the organization of the budget. Measures may be expressed as a number count, fraction, or a percent of achievement related to the size of the problem or service being provided.

**Policy Issues**—The addition, expansion, reduction, or modification of programs that have significant implications/impact to the County or public.

**Position Description Questionnaire (PDQ)**—A form used in evaluating job reclassification requests. The form must be signed by the Supervisor and Department Head.

**Prescription Assistance Program**—See Patient Assistance Program.

**Prior Year**—Transactions that are posted in the current year for previous years’ contracts or commitments for service. Encumbrances from the previous year are carried into the next year’s appropriation.

**Prior Year Appropriations**—Budget carried forward with purchase orders (obligation encumbrances) from the prior fiscal year.

**Program**—Desired output-oriented accomplishments, which can be measured and achieved within a given time frame. Achievements of the programs advance the project and organization through a corresponding solution to a need or problem.

**Program-based Budget Approach**—The proposed spending plan that was developed by reviewing the specific services each department offers along with a categorization of how it meets the Board of Supervisors' stated priorities.

**Property Tax**—An “ad valorem” tax on real and personal property, based on the value of the property in accordance with Proposition 13.

**Proposition 10**—In November 1998, Proposition 10 was passed by voters, which enacted the California Children’s and Family Act. Proposition 10 increased the cigarette tax by 50 cents per pack to fund a variety of community-based, early childhood initiatives for newborns to children five year of age. Funds are distributed to county commissions, which are overseen by a state commission. The Act requires participating counties to establish local county commissions that allocate California Children and Families Program (CCFP) funds to local service providers for community awareness, education, health care, social services and research efforts.

**Proposition 36**—In November 2000, California voters passed Proposition 36, the Substance Abuse and Crime Prevention Act of 2000 (SACPA). This initiative allows most people convicted of first and second time nonviolent, simple drug possession to receive drug treatment instead of incarceration.

**Proposition 63**—On November 2, 2004, the voters of California passed Proposition 63, the Mental Health Services Act (MHSA). The proposition established a 1% income surtax on incomes over a million dollars and the revenues are to be used to create new county mental health programs and expand existing programs. The Act addresses a broad continuum of prevention, early intervention and service needs and the necessary infrastructure, technology and training elements that will effectively support this system.

**Proposition 99**—The Tobacco Tax and Health Promotion Act of 1988 (Proposition 99) was approved by California voters in November 1988. This law authorizes a tax of 25 cents per pack of cigarettes, or similar amount on other tobacco product items. These tax revenues are collected by the State and disbursed to fund statewide tobacco control health education and research efforts through local lead agencies, competitive grantees, and media campaigns.

**Proposition 172**—Proposition 172, which added Section 35 to Article XIII of the constitution, provides for a one half cent sales and use tax for local public safety services, but the allocation of that revenue is determined by statute. Proposition 172 revenues are collected by the State Board of Equalization and apportioned to each county based on proportionate shares of statewide taxable sales. Each county is required to deposit this revenue in a Public Safety Augmentation Fund to be allocated by the County Auditor to the county and cities within the county.

**Proprietary Funds**—Funds that focus on the determination of operating income, changes in net assets (or cost recovery), financial position, and cash flows. There are two different types of proprietary funds: enterprise funds and internal services funds.

**Public Facilities Fees (PFF)**—The Public Facilities Fee program imposes a fee on new development per Section 66000 et seq. of the California Government Code. Commonly known as a “growth impact fee,” revenues collected under this program support the pro-rata extension of existing County services to support the new growth created by the development. This fee provides for the expansion of facilities or services to meet growth needs, but does not replace, repair or maintain the existing level-of-service provided by the County. (See the Capital Improvement Plan for a detailed explanation of how PFF fees are determined.)

**Public Records Act**—The Public Records Act (California Government Code Sections 6250-6276.48) enacted in 1968 was designed to give the public access to information in possession of public agencies, unless there is a specific reason not to do so. Most of the reasons for withholding disclosure of a record are set forth in specific exemptions contained in the Act. However, some confidentiality provisions are incorporated by reference to other laws.

**Q.U.I.C.**— (Question the process, Understand the process, Identify solutions to problems and Change what is not working). A process improvement method typically used for major multi-year projects and/or processes that are countywide or effect multiple departments or several people within a department.

**RDA**—Redevelopment Agency

**RFP**—Request for proposal

**ROI**—Return on investment

**Realignment Revenue**—The State Legislature enacted Assembly Bill 1491 in Fiscal Year 1991-1992 to give counties a source of funding for their public health, mental health, and certain social services programs. The revenue to fund these programs comes from a one half cent sales tax and a portion of the Vehicle License Fees. Welfare and Institutions Code Section 17600 created the Local Revenue Fund and each County receives realignment funds from the State Local Revenue Fund.

**Recognition**—Determination of when a transaction is to be recorded.

**Recommended Proposed Budget**—The first of a two-part budget process, this budget is required to be submitted to the Board by June 30<sup>th</sup> of each year and reflects any revisions, reductions or additions to the prior year's budget.

**Redevelopment Agency (RDA)**—Technically, an independent agency governed by the Board of Supervisors acting as Agency Board members, designed to provide fiscal resources to implement and construct programs and projects that help eliminate blighting conditions in the County.

**Reimbursement**—Fees received as payment for the provision of specific services.

**Reserve**—An account used to indicate that a portion of a fund's balance is legally restricted for a specific purpose and is, therefore, not available for general appropriation.

**Reservations of Fund Balance**—The portion of a governmental fund's fund balance that is not available for appropriation.

**Resolution**—An order by the Board of Supervisors requiring less legal formality than an ordinance of statute.

**Restricted Fund Balance**—Includes amounts that can be spent only for the specific purposes stipulated by constitution, external parties (such as creditors, grant providers or contributors) or through enabling legislation.

**Retained Earnings**—The accumulated earnings of an enterprise or internal service fund.

**Revenue**—Funds received from various sources and treated as income by the County which are used to finance expenditures.

**SACPA**—Substance Abuse and Crime Prevention Act of 2000 (Proposition 36)

**SB**—California State Senate Bill



**SB 12/612**—Maddy Emergency Medical Services Fund

**SB 35**— SB 35 was enacted in 2005 and amends the California Children and Families Act of 1998. This bill adds the following additional requirements: (1) each county commission, on or before November 1 of each year, is to submit its audit and report to the state commission in a format prescribed by the state commission and (2) the State Controller will issue guidelines for expanded annual audits of each county commission and the associated quality control functions.

**SB 90**—Senate Bill 90 - Reimbursement claims that allow the County to fund state-mandated programs while freeing up General Fund revenues.

**SBT**—Strategic Business Technology

**SDEA**—Stanislaus Drug Enforcement Agency

**SEMS**—The Standardized Emergency Management System is the system required by Government Code Section 8607(a) for managing response to multi-agency and multijurisdiction emergencies in California. SEMS consists of five organizational levels, which are activated as needed: field response, local government, operational area, regional, and state. SEMS incorporates the use of Incident Command Center (ICS), the Master Mutual Aid Agreement, existing mutual aid systems, the operational area concept, and multi-agency or inter-agency coordination. Local governments must use SEMS to be eligible for funding of their personnel related costs under state disaster programs.

**SRC**—Stanislaus Recovery Center

**SSI**—Supplemental Security Income

**SSP**—State Supplementary Payments

**StanCERA**—Stanislaus County Employees' Retirement Association

**STANCOG**—Stanislaus Council of Governments

**STC**—Standards and Training for Correctional Officers

**STOAAC**—Services to Older Adults Advisory Council

**Salaries and Employee Benefits**—Accounts which establish expenditures for employee-related costs.

**Schedule 9**—This schedule is prepared to meet requirements for disclosing financing uses as covered in Section 29006 of the Budget Act. All financing uses, including both specific and contingent, are included in this schedule. A separate schedule is required for each budget unit having activity within the County's operating funds.

**Secured Taxes**—Taxes levied on real properties in the County which must be "secured" by lien on the properties.

**Self-Insurance**—A term often used to describe the retention by an entity of a risk of loss arising out of the ownership of property or from some other cause, instead of transferring that risk to an independent third party through the purchase of an insurance policy. It is sometimes accompanied by the setting aside of assets to fund any related losses.

**Seriously Emotionally Disturbed (SED) Children's Program**—Assembly Bill 3632/882, codified as Government Code Sections 7570-7588, is legislation that moves responsibility for providing certain related services from local education agencies to other state agencies, including California Children Services, and the Departments of Mental Health, Social Services, and Rehabilitation. Such services

include occupational and physical therapy, psychotherapy or other mental health services, and residential services for children classified as seriously emotionally disturbed.

**Services and Supplies**—Accounts which establish expenditures for operating expenses of County departments and programs other than salaries and benefits, other charges and capital assets.

**Source Document**—An original invoice, bill, or receipt to which journal entries, checks, or deposits refer.

**Special District**—An independent unit of local government organized to perform a single government function or a restricted number of related functions. Special Districts usually have the power to incur debt and levy taxes; however, certain types of special districts are entirely dependent upon enterprise earnings and cannot impose taxes. Examples of special districts are water districts, drainage districts, flood control districts, and fire protection districts.

**Special Revenue Fund**—One of five governmental fund types used to account for the proceeds of specific revenue sources that are legally restricted to expenditure for specified purposes.

**Straight-line Depreciation**—Depreciating something by the same (i.e. fixed) amount every year rather than as a percentage of its previous value. Example: a vehicle initially costs \$10,000. If it is depreciated at a rate of \$2,000 per year, it will depreciate to zero in exactly five years.

**Subvention**—Payments by an outside agency (usually from a higher governmental unit) for costs that originate in the County.

**Supplemental Property Tax**—Supplemental property tax is an additional tax beyond the normal annual tax for any increase in the value of property as determined by the Assessor. This will include the purchase of property at a value higher than the former assessed value, the addition of a home to a vacant lot or any other major improvements such as a new pool or the addition of a room.

**TSP**—Tenth Street Place

**TANF**—Temporary Assistance for Needy Families

**TOT**—Transient Occupancy Tax

**TRRP**—Tuolumne River Regional Park

**Tangible Assets**—Assets that have physical substance.

**Tax Allocation Bonds**—Bonds issued in conjunction with a redevelopment project. The taxes pledged to their repayment come from the increase of assessed value over and above a pre-established base. The redevelopment creates this added value, known as the tax increment.

**Tax Levy**—The amount of tax dollars billed to taxpayers based on the imposition of the property tax rate on the assessed valuation.

**Tax Loss Reserve Funds**—As required by California Tax and Revenue Code Section 4703.2, in each county that elects to adopt the procedure authorized by this chapter and elects to be governed by this Section rather than Section 4703 there shall be created a tax losses reserve fund. The tax losses reserve fund shall be used exclusively to cover losses that may occur in the amount of tax liens as a result of special sales of tax-defaulted property. In a county electing to be subject to this section, the tax losses reserve fund shall be maintained at not less than 25 percent of the total delinquent secured taxes and assessments for participating entities in the county as calculated at the end of the fiscal year. At the end of the fiscal year, amounts in the tax losses reserve fund that are in excess of 25 percent of the total delinquent secured taxes and assessments for participating entities in the county may be credited to the county general fund.

**Tax Roll**—A list of all taxable property within a jurisdiction.

**Teeter Plan**—The County and its political subdivisions operate under the provisions of Section 4701-4717 of the California Revenue and Taxation Code (otherwise known as the “Teeter Plan”). Under this method, the accounts of all political subdivisions that levy taxes on the County tax roll are credited with 100 percent of their respective secured tax levy, regardless of the actual payments and delinquencies.

**Trial Court Funding Act**—Lockyer-Isenberg Trial Court Funding Act of 1997

**Triple-Flip**—A complicated financing plan developed by the State in their 2003-2004 budget.

**Transient Occupancy Tax**—A tax collected by a motel/hotel operator for a percentage of the room rent paid by each transient, which is then due the County.

**Trust Funds**—Funds to account for assets held by a government in a trustee capacity for individuals, private organizations, other governments and/or other funds.

**UCCE**—University of California Cooperative Extension

**USDA**—United States Department of Agriculture

**Unassigned Fund Balance** —The residual classification for the General Fund, including all amounts not contained in the other classifications. Unassigned amounts are technically available for any purpose.

**Undesignated/Unreserved Fund Balance**—Available expendable financial resources in a governmental fund that are not designated for a specific purpose or used to balance budgeted appropriations.

**Unencumbered**—That portion of an appropriation not yet expended or encumbered.

**Unincorporated Area**—Geographic portions of Stanislaus County, which are not within incorporated cities.

**Unsecured Property Tax**—A tax on properties such as office furniture, equipment, and boats, which are not located on property owned by the assessee.

**Upload**—To transfer data or programs, usually from a peripheral computer to a central, often remote computer.

**User Department**—A department that receives services, which it pays for, from another county department, with payment made through Intrafund or Interfund transfers.

**VA**—Veterans Affairs

**VLF**—Vehicle License Fee

**VOCA**—Victims of Crime Act

**Weighted Labor Rate**—An hourly cost for an employee that includes salary, payroll benefits, health insurance, vacation, and department overhead and indirect costs. Employee weighted labor rates may vary because of a difference in salary rates, the benefits selected from the cafeteria plan, the difference in overhead costs between departments, and the annual vacation accrual of employees.

**WIC – Women, Infants and Children**—A Federal program aimed at safeguarding the health of low-income women, infants, and children up to age 5 who are at nutritional risk by providing nutritious foods to supplement diets, information on healthy eating, and referrals to health care.

**Wraparound**—Wraparound is an approach to implementing individualized, comprehensive services for youth with complicated multi-dimensional problems and is an alternative to residential placement whereby a wide array of services are provided to children and their caretakers in less restrictive community settings – parents' home, foster homes, and group homes. Wraparound is a family-centered, strengths-based approach to developing an individualized service plan that allows a child to live in a normalized setting outside of residential care.

**Williamson Act**—The Williamson Act provides for lowered property taxes for lands maintained in agricultural and certain open space uses. The landowner enters into a contract with the county or city to restrict land uses to those compatible with agriculture, wildlife habitat, scenic corridors, recreational use, or open space. In return, the local authorities calculate the property tax assessment based on the actual use of the land instead of its potential value assuming full commercial development.

**Yield**—The rate of annual income return on an investment expressed as a percentage.



# Alphabetical Index



# ALPHABETICAL INDEX

## -A-

### AGRICULTURAL COMMISSIONER

Agricultural Commissioner ..... 279

### ALLIANCE WORKNET

Alliance Worknet ..... 264

StanWORKS ..... 268

### AREA AGENCY ON AGING

Area Agency on Aging ..... 165

Veterans' Services ..... 168

### ASSESSOR

..... 382

**AUDITOR-CONTROLLER** ..... 385

## -B-

### BEHAVIORAL HEALTH AND RECOVERY SERVICES

Behavioral Health and Recovery Services ..... 170

Alcohol and Drug Program ..... 175

Managed Care ..... 179

Mental Health Services Act ..... 181

Public Guardian ..... 185

Stanislaus Recovery Center ..... 188

Substance Abuse and Crime Prevention Act ..... 191

### BOARD OF SUPERVISORS

Board of Supervisors ..... 388

Clerk of the Board ..... 391

Community Support ..... 392

## -C-

### CHIEF EXECUTIVE OFFICE

Office of Emergency Services/Fire Warden ..... 53

County Fire Service Fund ..... 57

Risk Management Division ..... 396

Operations and Services ..... 393

**CHIEF EXECUTIVE OFFICE--CAPITAL PROJECTS FUND**

Courthouse Construction Fund ..... 60  
Criminal Justice Facilities Fund ..... 62

**CHIEF EXECUTIVE OFFICE--COUNTY OPERATIONS**

Airport ..... 399  
Appropriations for Contingencies ..... 401  
Capital Improvement Financing Authority ..... 403  
County Court Funding ..... 64  
County Facilities ..... 405  
Crows Landing Air Facility ..... 407  
Debt Service ..... 409  
Department of Justice Drug and Alcohol ..... 66  
General Fund Contribution to Other Programs ..... 413  
General Fund Match—Vehicle License Fee ..... 415  
Jail Medical Program ..... 68  
Mandated County Match ..... 417  
Plant Acquisition ..... 419

**CHIEF EXECUTIVE OFFICE—ECONOMIC DEVELOPMENT BANK**

Economic Development Bank ..... 270

**CHIEF EXECUTIVE OFFICE--RISK MANAGEMENT SELF-INSURANCE FUNDS**

Dental Self-Insurance ..... 421  
General Liability Self-Insurance ..... 423  
Professional Liability Self-Insurance ..... 425  
Purchased Insurance ..... 427  
Unemployment Self-Insurance ..... 429  
Vision Care Self-Insurance ..... 431  
Worker's Compensation Self-Insurance ..... 433

**CHILD SUPPORT SERVICES ..... 193**

**CHILDREN AND FAMILIES COMMISSION ..... 197**

**CLERK-RECORDER**

Recorder Division ..... 435  
Elections Division ..... 438  
Modernization Trust Fund ..... 440  
Vital and Health Statistics ..... 442

**COMMUNITY SERVICES AGENCY**

Services and Support ..... 199  
County Children's Fund ..... 210  
Foster Care Incentive/Out of Home Placement Incentive ..... 212  
General Assistance ..... 214  
IHSS Provider Wages ..... 217

IHSS Public Authority-Administration.....	220
IHSS Public Authority-Benefits .....	222
Integrated Children's Services.....	225
Public Economic Assistance.....	227
Seriously Emotionally Disturbed Children.....	232

**COOPERATIVE EXTENSION**

Cooperative Extension.....	282
Farm and Home Advisors Research Trust.....	286

<b>COUNTY COUNSEL</b> .....	444
-----------------------------	-----

**-D-**

**DISTRICT ATTORNEY**

Criminal Division.....	70
Arson Task Force .....	74
Auto Insurance Fraud Prosecution .....	76
Consumer Fraud Prosecution Program .....	78
Criminal Division Asset Forfeiture.....	80
Elder Abuse Advocacy and Outreach.....	82
Family Justice Center .....	84
Federal Asset Forfeiture .....	86
Real Estate Fraud Prosecution.....	88
Rural Crimes Prevention Program.....	90
Spousal Abuser Prosecution Program.....	92
Unserved/Underserved Victims Advocacy and Outreach Program.....	94
Vertical Prosecution Block Grant .....	96
Victim Compensation and Government Claims .....	98
Victim Services Program .....	100

**-E-**

**ENVIRONMENTAL RESOURCES**

Environmental Resources.....	293
AB 939/Source Reduction and Recycle.....	297
Abandoned Vehicle Abatement .....	299
Beverage Container Recycling .....	301
Disclosure Program .....	303
E-Waste Collection Facility .....	305
Fink Road Landfill .....	307
Food Processing By-Products .....	309
Geer Road Landfill.....	311
Household Hazardous Waste .....	313
Trust Fund .....	315
Underground Storage Tank Pilot Program.....	317
Used Oil Recycling .....	319



Vehicle Registration Fee Surcharge .....	321
Waste Tire Enforcement Grant .....	323
Waste-to-Energy .....	325

**-G-**

**GENERAL SERVICES AGENCY**

Administration .....	448
Central Services Division .....	451
Facilities Maintenance Division .....	453
Fleet Services Division .....	455
Purchasing Division .....	457
12 <sup>th</sup> Street Office Building .....	459
Utilities .....	461

<b>GRAND JURY</b> .....	102
-------------------------	-----

**-H-**

**HEALTH SERVICES AGENCY**

Administration .....	234
Clinic and Ancillary Services .....	237
Emergency Medical Services Discretionary Fund .....	240
Health Coverage and Quality Services .....	242
Indigent Health Care Program (IHCP) .....	244
IHCP-California Healthcare for Indigents Program .....	247
IHCP-Emergency Medical Services Hospital .....	249
IHCP-Emergency Medical Services Physicians .....	251
Public Health .....	253
Public Health Local Preparedness Fund .....	256
Public Health Vital and Health Statistics .....	258

**-I-**

<b>INTEGRATED CRIMINAL JUSTICE INFORMATION SYSTEM</b> .....	104
---	-----

**-L-**

<b>LIBRARY</b> .....	272
----------------------	-----

**-P-**

**PARKS AND RECREATION**

Parks and Recreation .....	327
Fish and Wildlife .....	332
Modesto Reservoir Patrol .....	334

Off-Highway Vehicle Fund .....	336
Parks Master Plan .....	338
Regional Water Safety Training Center .....	340
Tuolumne River Regional Park .....	342

**PLANNING AND COMMUNITY DEVELOPMENT**

Planning and Community Development.....	344
Building Permits.....	347
Dangerous Building Abatement .....	349
General Plan Maintenance .....	351
Redevelopment Agency.....	353
Redevelopment Agency Housing Set Aside .....	355
Special Revenue Grants.....	357
Salida Planning Efforts .....	360

**PROBATION**

Administration.....	106
Corrections Performance Incentive Fund .....	109
Field Services .....	111
Institutional Services.....	113
Juvenile Accountability Block Grant.....	115
Juvenile Justice Crime Prevention Act.....	117
Ward Welfare Fund.....	119
Youthful Offender Block Grant.....	121

**PUBLIC DEFENDER**

Public Defender .....	123
Indigent Defense .....	126

**PUBLIC WORKS**

Administration.....	362
Engineering .....	365
Hammett/Kiernan Project Study Report.....	368
Local Transit System .....	370
Morgan Shop .....	372
Road and Bridge.....	374

**-S-**

**SHERIFF**

Administration.....	128
CAL ID Program .....	131
CAL-MMET Program .....	133
Civil Process Fee.....	135
Contract Cities .....	137
Court Security.....	141
Dedicated Funds .....	143

Detention .....	145
Driver Training Program .....	148
Jail Commissary/Inmate Welfare .....	150
Justice Assistance Grant .....	152
Operations .....	154
Ray Simon Training Center .....	156
Vehicle Theft Unit .....	158

**STRATEGIC BUSINESS TECHNOLOGY**

Strategic Business Technology .....	463
Strategic Business Technology--Telecommunications .....	468

**-T-**

**TREASURER**

Treasurer-Admin/Taxes .....	471
Revenue Recovery .....	474
Treasury Division .....	476

**-U-**

**UNIVERSITY OF CALIFORNIA COOPERATIVE EXTENSION**

University of California Cooperative Extension .....	282
UC Cooperative Extension Farm and Home Advisors Research Trust.....	286

# *Proposed Budget 2011-2012*



# *Stanislaus County*

As the County organization continues to redefine itself, so too must the community change its view of the role and responsibility of government in individual lives.

Paraphrasing John F. Kennedy, action can no longer be defined as “what the County can do for the individual,” but rather, “what the individual can do for the community”.

# *Today's Presentation*

- Budget Year 2011-2012 Overview
- Recommended Proposed Budget by Board of Supervisors Priorities
- Challenges and Opportunities
- Opportunity for Public Comment

# Budget Overview

- The Proposed Budget is a recommended spending plan for the coming budget year based on an estimate of financing sources and uses
- It must be balanced
- It must be submitted and approved by the Board of Supervisors on or before June 30<sup>th</sup> of each year

# Budget Overview

- A Final Recommended Budget must be made public by September 8 with a public hearing conducted no fewer than 10 days later
- The Final Recommended Budget must be adopted no later than October 2 of each year



The 2011-2012 Recommended Proposed Budget is organized by the seven Board of Supervisors Priorities of:

**A Safe Community;**

**A Healthy Community;**

**A Strong Local Economy;**

**Effective Partnerships;**

**A Strong Agricultural Economy/Heritage;**

**A Well Planned Infrastructure System; and**

**Efficient Delivery of Public Services**

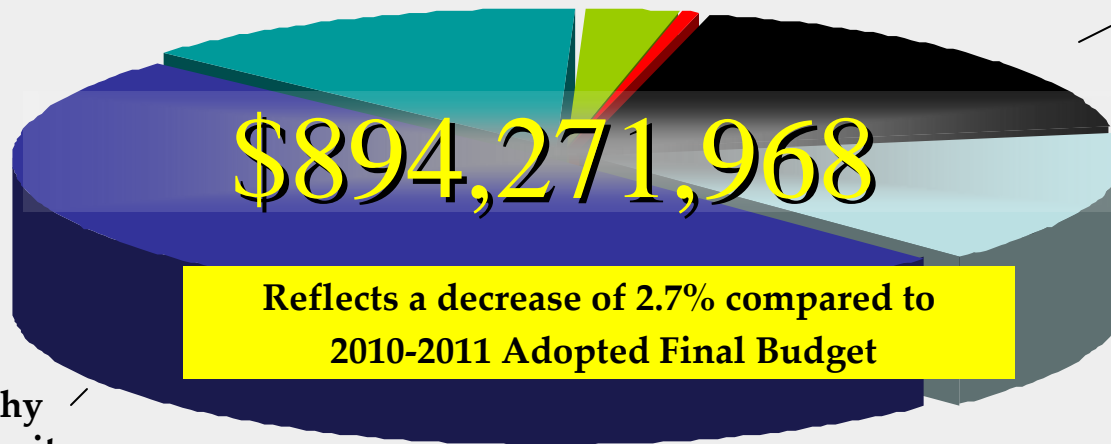
# Recommended Proposed Budget

Well Planned  
Infrastructure  
System  
\$ 122.9 million

Strong Local Economy  
\$23.4 million

Strong Agricultural  
Economy/Heritage  
\$4.4 million

Efficient Delivery of  
Public Services  
\$165.1 million

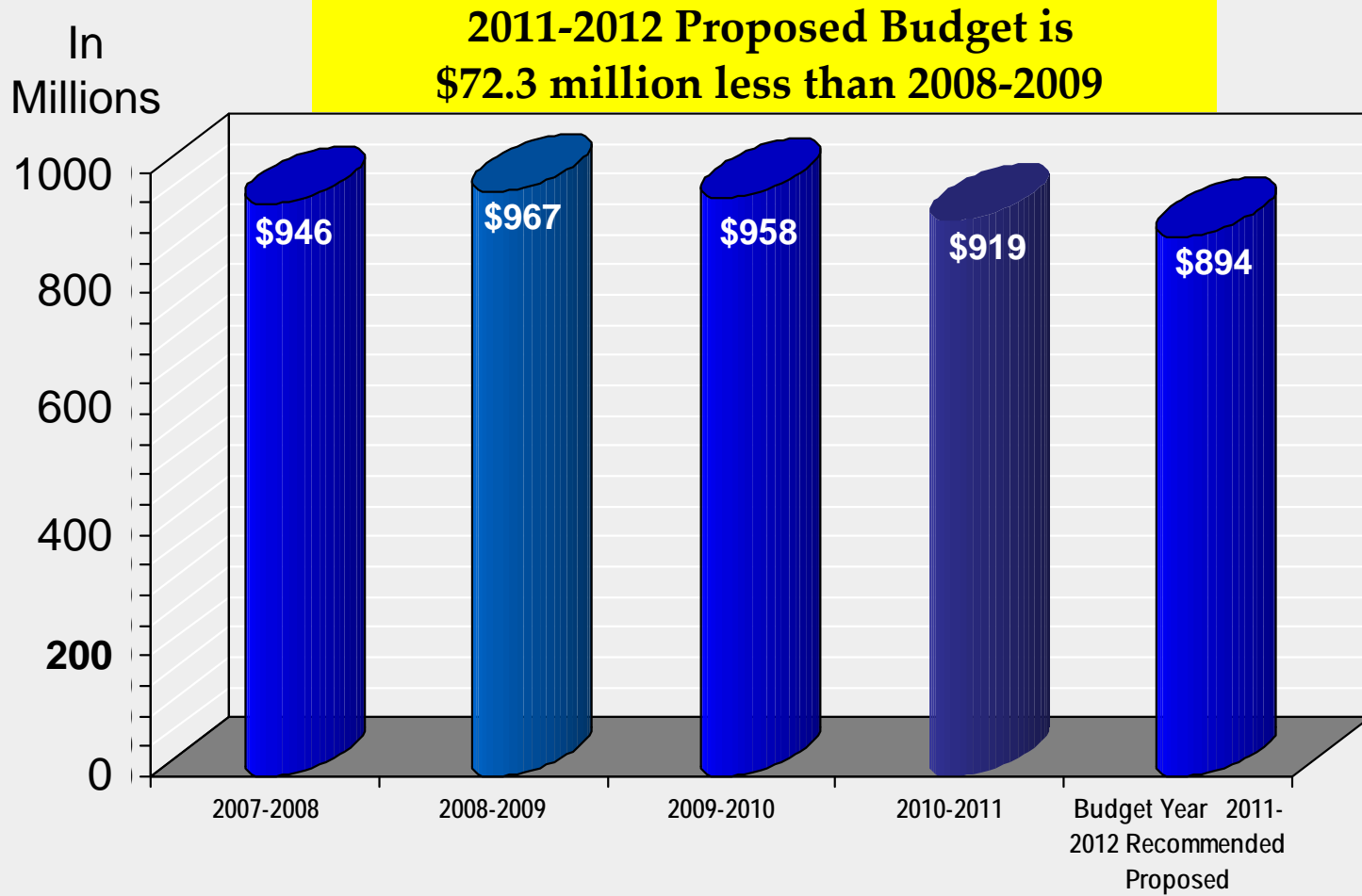


Reflects a decrease of 2.7% compared to  
2010-2011 Adopted Final Budget

Healthy  
Community  
\$438.3 million

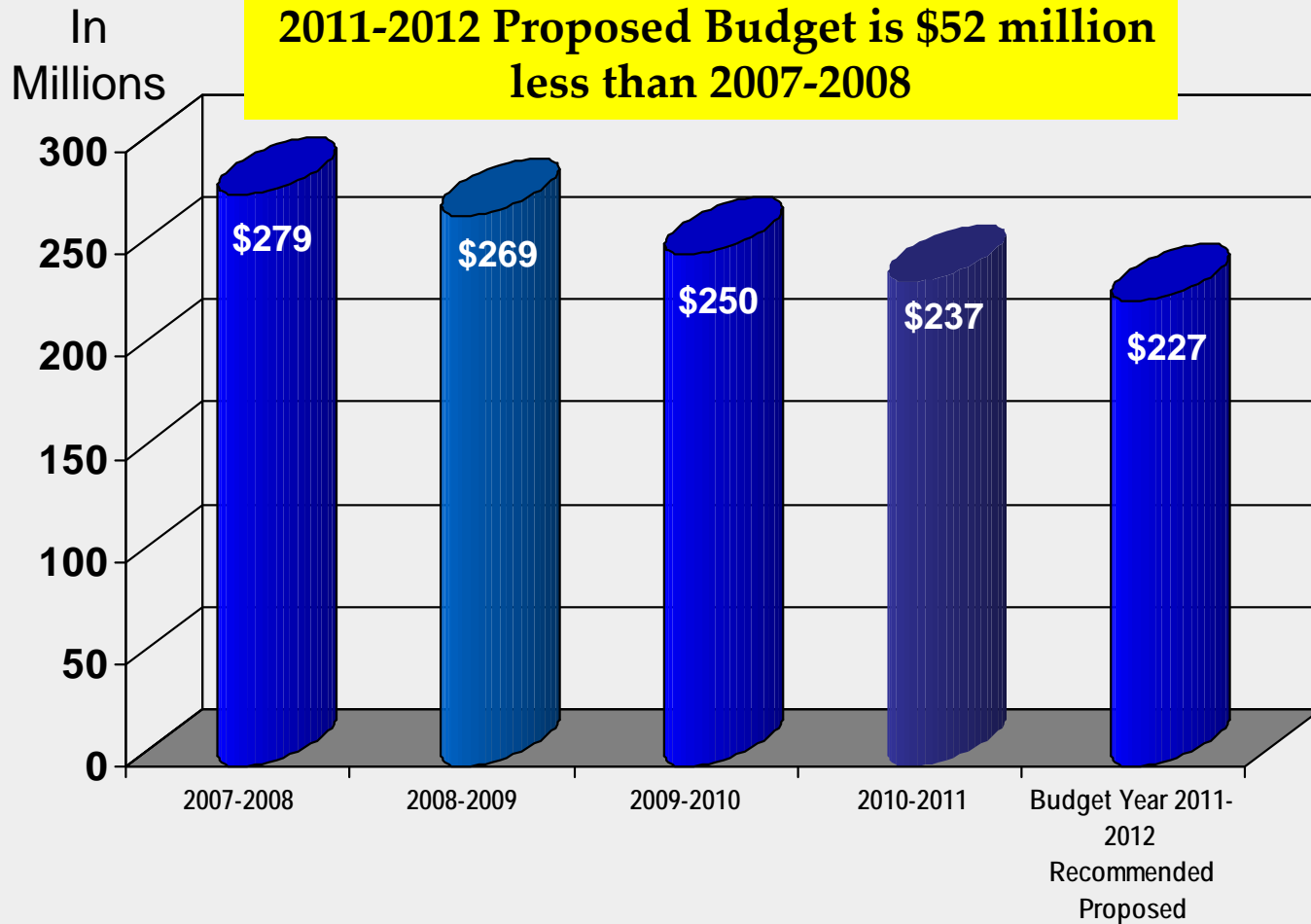
Safe  
Community  
\$140.2 million

# *Final Budget Comparison – All Funds*



# Final Budget Comparison –

## General Fund



# *Impacts Include*

- Service level reductions; focus on basic core services
- County Workforce down 1000 positions since 2007-2008
- Elimination of support for some programs entirely

# Multi-year chart

## Summary with StanCERA Contribution

	11/12
General Fund "Issued Base"	\$ 172,502,661
Discr Rev	\$ (144,103,000)
One-time	\$ (8,000,000)
Fund Balance	\$ -
Retirement Assignment	\$ -
POB Savings in 14/15	
StanCERA Contribution	\$ (6,270,000)
Teeter Assignment	\$ -
Total Resources	\$ (158,373,000)
Addnl Reductions Needed	\$ (14,129,661)
Reductions	\$ (14,129,661)
Annual Impact	\$ (14,129,661)

### Original Assumptions

- Projected \$28 million shortfall
- Final \$8 million of \$24 million reserves
- \$14.1 million reductions and use of \$14.2 million in reserves
- Discretionary Revenue level
- 50% of StanCERA contribution attributable to General Fund

# Proposed Budget Assumptions

	Original Plan 2011/2012	Current Projection 2011/2012	Difference
<b>General Fund</b>	\$ 231,851,961	\$ 231,196,917	\$ 655,044
Discretionary Revenue	\$ (144,103,000)	\$ (140,029,000)	\$ (4,074,000)
Departmental Revenue	\$ (73,478,961)	\$ (73,478,961)	\$ -
One-time	\$ (8,000,000)	\$ (8,000,000)	\$ -
Fund Balance	\$ -	\$ (5,195,710)	\$ 5,195,710
StanCERA Contribution	\$ (6,270,000)	\$ (4,493,246)	\$ (1,776,754)
Teeter Assignment	\$ -	\$ -	\$ -
<b>Total Resources</b>	\$ (231,851,961)	\$ (231,196,917)	\$ (655,044)
<b>Balance</b>	\$ -	\$ -	\$ -

# *Proposed Budget Assumptions*

- Originally projected a General Fund shortfall of over \$28 million for Budget Year 2011-2012
- Final \$8 million of \$24 million of reserves that was initially committed in 2009-2010 for 3 years
- Original plan identified \$14.1 million in program and service reductions and the use of \$14.2 million in reserves



# *Proposed Budget Assumptions*

- Discretionary revenue declined from \$180.8 million in 2007-2008 to an estimate of \$140 million in 2011-2012
- Sales and Use taxes showing some gradual signs of improvement; total property taxes, our single largest revenue source, projected to decline for the fourth straight year

# *Proposed Budget Assumptions*

- Identified discretionary programs for potential elimination of county funding
- Issued targeted reductions up to 30% for non-public safety programs; and up to 17% for public safety programs due to unprecedented discretionary revenue loss

# *Proposed Budget Assumptions*

- Continuation of the 5% across-the-board pay deduction through Budget Year 2011-2012
- No back-fill policy for State or Federal Budget reductions

# *Proposed Budget Assumptions*

- General Fund departments carry over 100% of unexpended 2009-2010 net county cost savings
- General Fund departments carry over 75% of their net county cost savings as of June 30, 2011

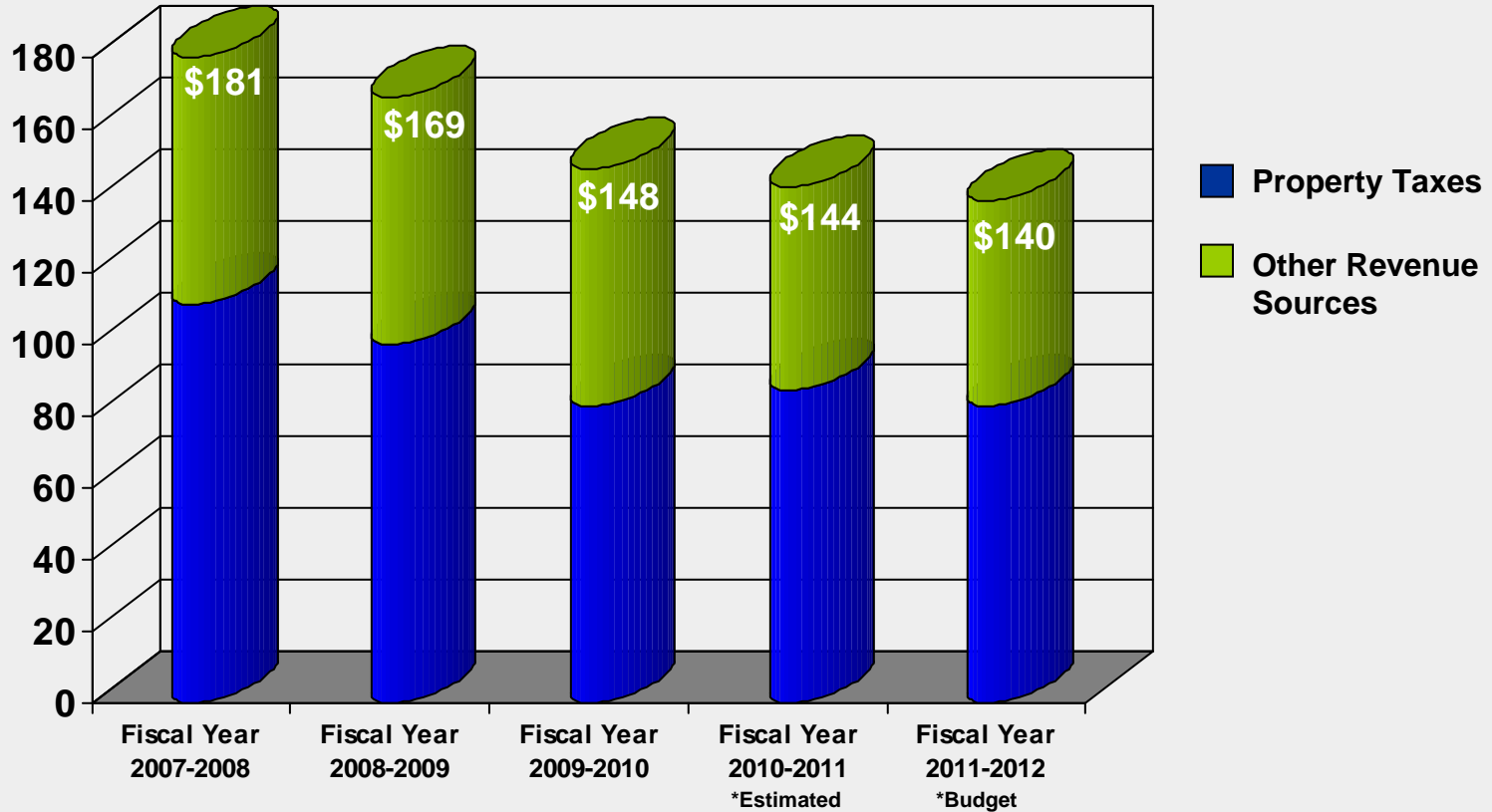
# *Proposed Budget Assumptions*

- Reliance on one-time funding for on-going programs/operational expenses is not sustainable
- Long-term effects of State and Federal budget actions have not been incorporated into budget projections
- Further reductions may still be required in Budget Year 2011-2012

# Discretionary Revenue

Discretionary Revenue has decreased  
\$40.7 million since 2007-2008

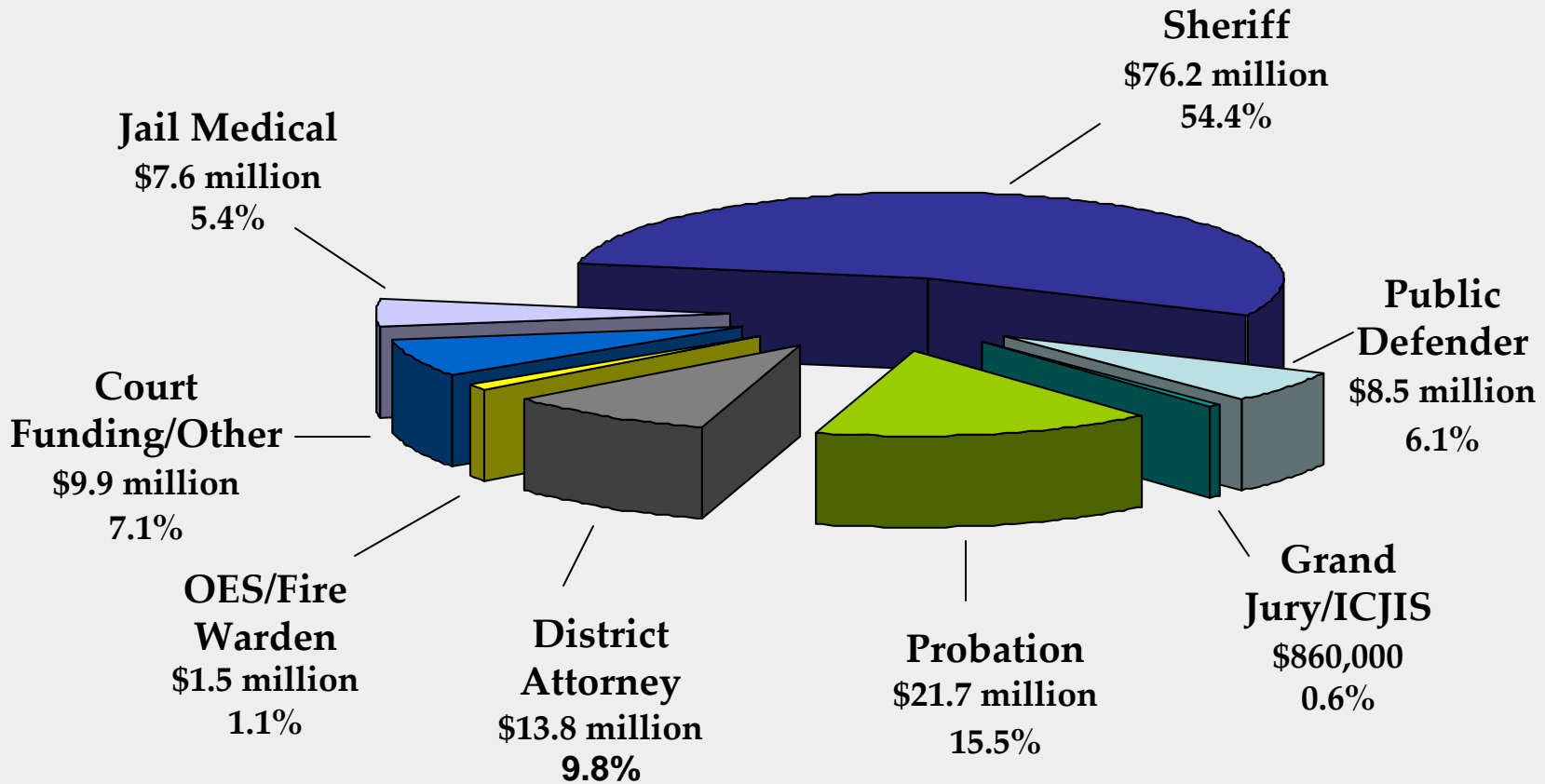
In  
Millions



# Discretionary Revenue

Discretionary Revenue Description	Fiscal Year 2010-2011 Final Budget	Fiscal Year 2010-2011 Projections	Budget Year 2011-2012 Proposed Budget	Difference Final Budget 2010-11 & 2011-2012
Taxes	\$ 101,593,000	\$ 101,003,034	\$ 97,841,000	\$ (3,752,000)
Licenses, Permits & Franchises	957,000	957,000	975,000	18,000
Fines, Forfeitures & Penalties	6,425,000	6,100,000	6,100,000	(325,000)
Revenue from Use of Money	2,542,000	1,531,000	1,531,000	(1,011,000)
Intergovernmental Revenue	30,371,000	31,464,393	32,062,000	1,691,000
Charges for Services	(454,000)	(428,587)	(878,000)	(424,000)
Miscellaneous Revenues	166,000	106,481	98,000	(68,000)
Other Financing Sources	2,308,000	3,051,111	2,300,000	(8,000)
<b>Total</b>	<b>\$ 143,908,000</b>	<b>\$ 143,784,432</b>	<b>\$ 140,029,000</b>	<b>\$ (3,879,000)</b>

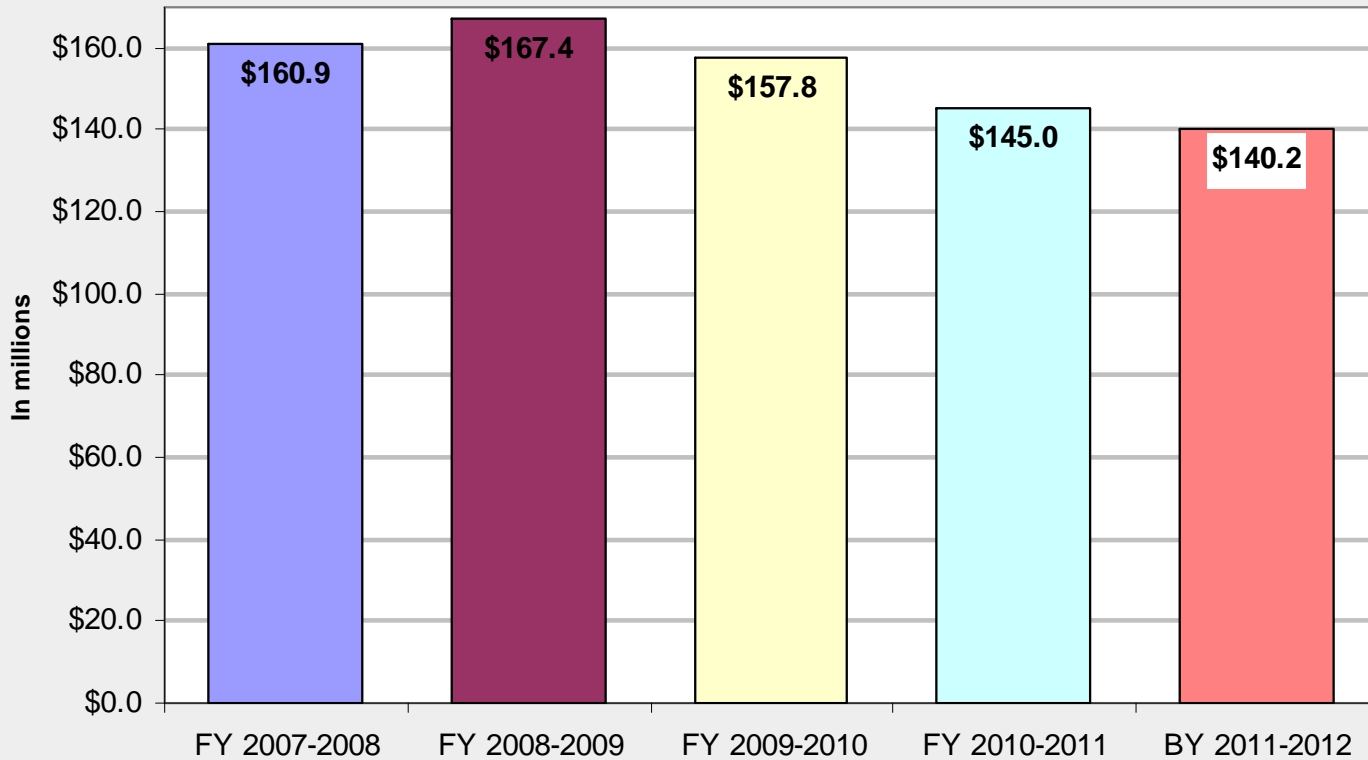
# Safe Community \$140,202,980





# Safe Community

## Five Year Comparison of Appropriations



# *Safe Community*

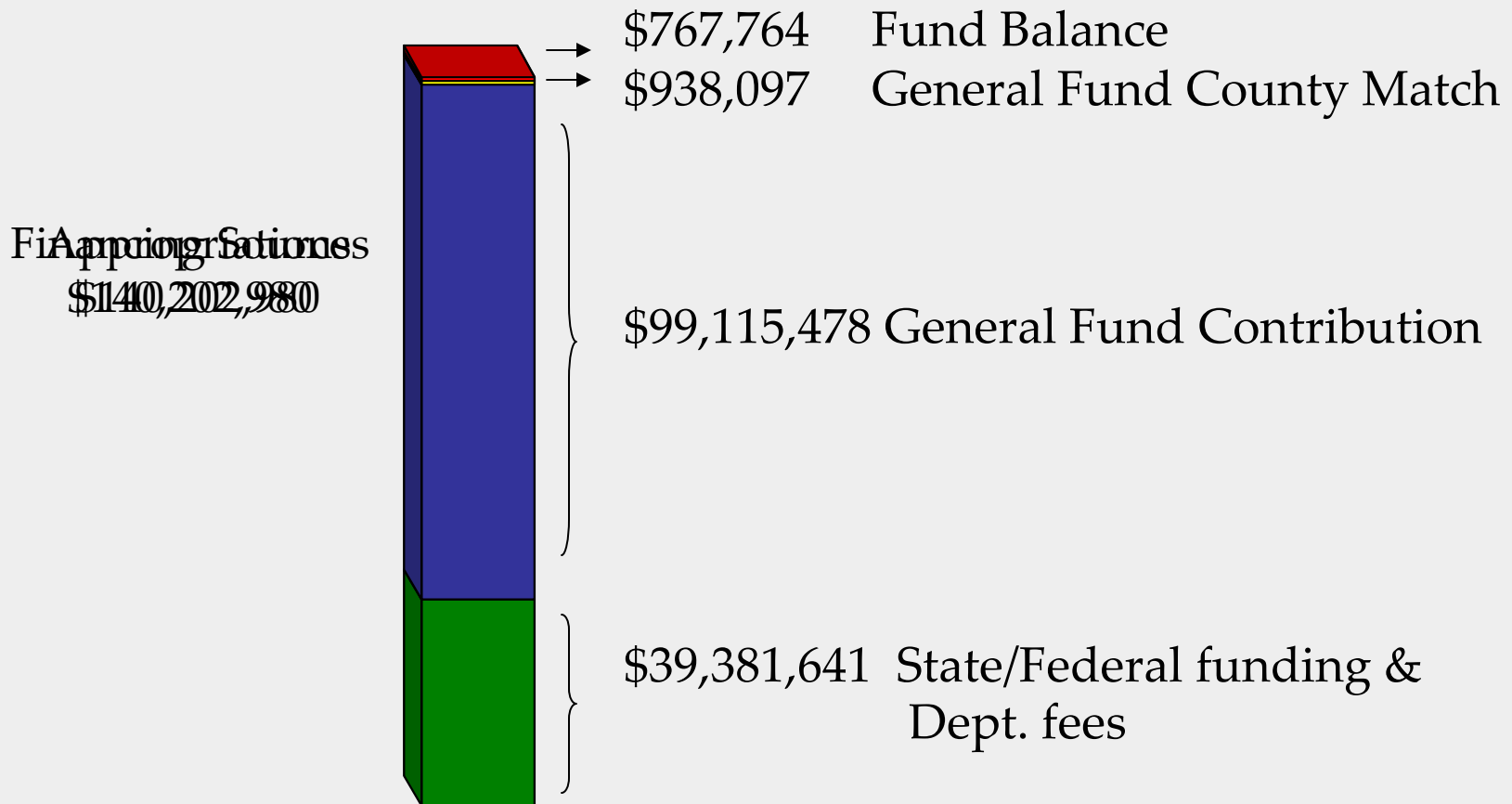
A Safe Community priority is committed to protecting the safety of the residents of Stanislaus County through prevention, intervention and preparedness, including:

law enforcement and detention programs, intensive supervision to probationers, prosecutorial actions, legal representation of indigent individuals, disaster preparedness and management of emergency response

# Safe Community

- General fund contribution reductions for departments range from 0-14%
- Staffing in this priority area is recommended at 887 positions compared to 959 positions in 2010-11

# Safe Community is funded by



# *Safe Community*

## 2011-2012 Budget Reflects:

- Fewer offenders being supervised by Probation Department
- Reduction in available beds in Detention
- Fewer resources available for prosecution and defense of cases

# Safe Community

- Decrease in Sheriff Patrol operations
- Funding no longer available for Cal-MMET
- Reductions-in-force in Fiscal Year 2010-2011 completed in preparation for reduction in General Fund contribution

# *Safe Community*

- Collaborative partnerships with other County departments and outside agencies implemented to help mitigate funding reductions; including the Day Reporting Center and the Regional Fire Authority

# *Healthy Community \$438,316,300*

**Community Services Agency**

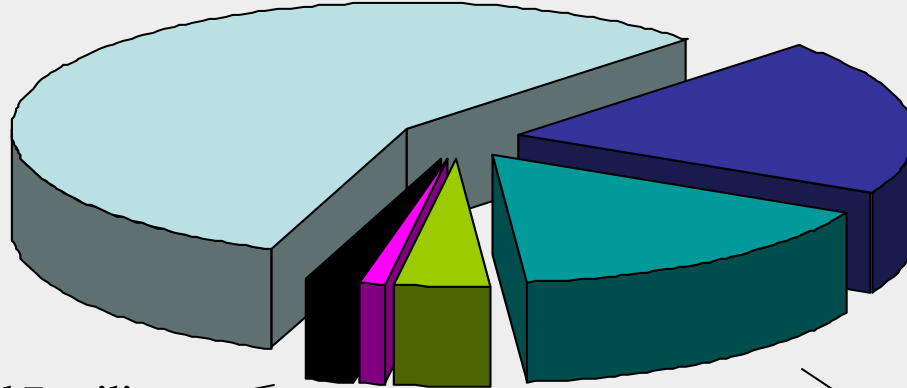
**\$253.3 million**

**57%**

**Health Services Agency**

**\$88.0 million**

**20%**



**Children and Families Commission**

**\$9.4 million**

**2%**

**Area Agency on Aging**

**\$3.8 million**

**1%**

**Child Support Services**

**\$15.7 million**

**4%**

**Behavioral Health and Recovery Services**

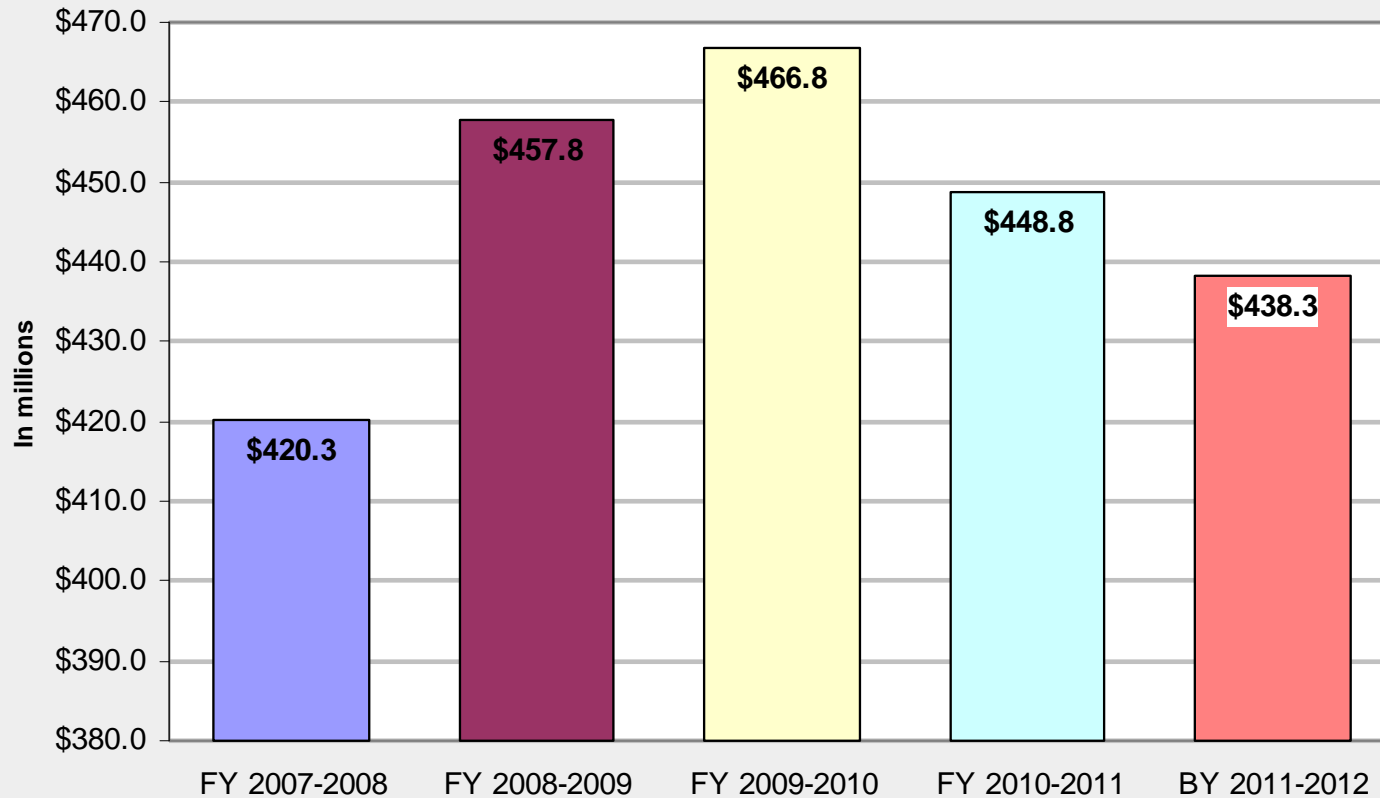
**\$68.2 million**

**16%**



# Healthy Community

## Five Year Comparison of Appropriations



# Healthy Community

A Healthy Community priority promotes and provides access to services that support continued health, self sufficiency, accountability, protection and independence including:

clinic and public health programs, social services, aid, child protective services, adult protective services, in-home supportive services, behavioral health and drug and alcohol programs, aging and veterans programs and child support services.

# Healthy Community


- General fund contribution reductions for departments range from 0-100%
- Staffing in this priority area is recommended at 1845 positions compared to 1875 positions in 2010-11

# *Healthy Community*

- State and Federal Funding is 83.5% of the total budget
- Mandated County Match is \$16,407,044

# Healthy Community

*is funded by*



# Healthy Community

## 2011-2012 Budget Reflects:

- Continued decline in State and Federal funding for CalWORKs
- Increased General Fund cost for mandated aid costs with 1 in 3 residents on aid
- Reduced funding for the Veterans Service Office and increased service demands

# Healthy Community

- Continued access to the County's Clinic System but General Fund costs increasing for access to the Medically Indigent Adult health care programs
- Significant loss of Children and Families Commission Prop 10 reserves captured by the State

# Healthy Community

Several programs not fully funded resulting in significant unmet needs including:

- \$2.1 million exposure in Community Services Agency In-Home Supportive Services wages and benefits due to loss of enhanced Federal Medical Assistance Percentages (FMAP) funding



# Healthy Community

- \$1.9 million exposure in CSA Public Economic Assistance for cash aid and welfare caseload increase
- \$2.9 million in the Health Services Agency Medically Indigent Adult Program due to increased enrollment and changes to patient share of cost at time of service

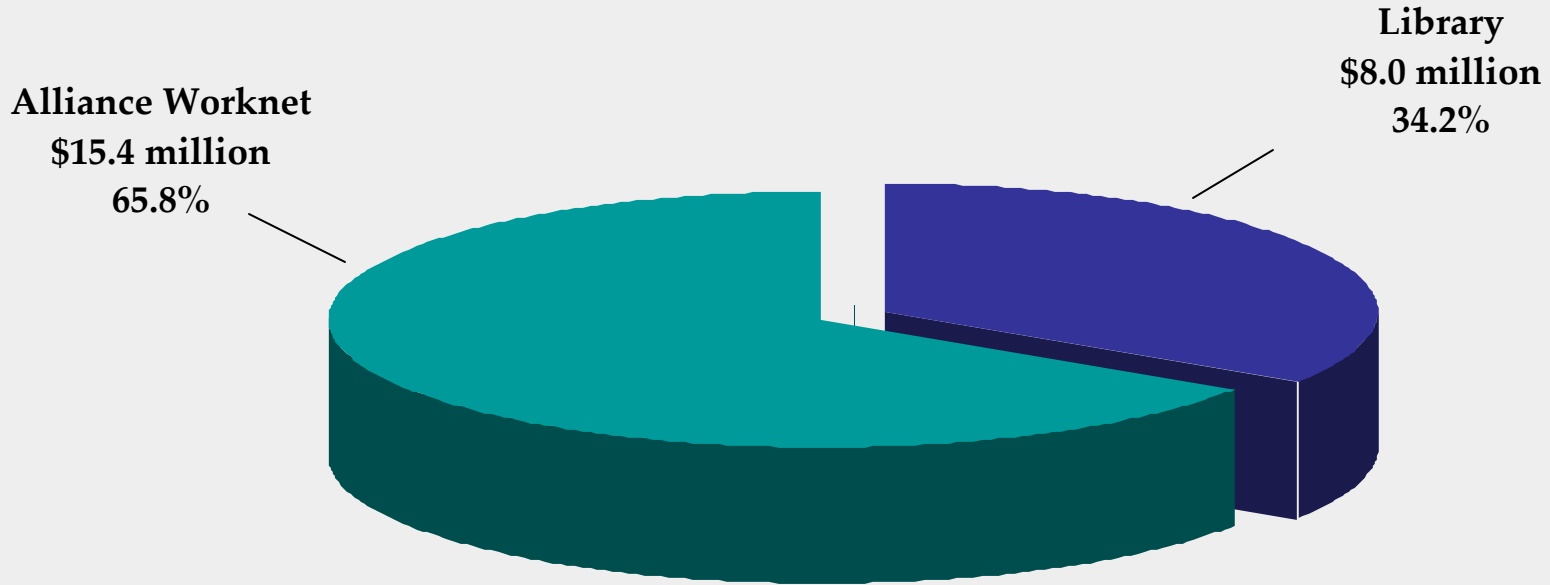
# Healthy Community

- BHRS Alcohol and Drug programs - Innovative stakeholder process to re-structure programs and budget
- Clean and Sober Living partnership opportunities to leverage untapped Federal Child Welfare funding
- 8% reduction in General Assistance grants

# *Healthy Community*

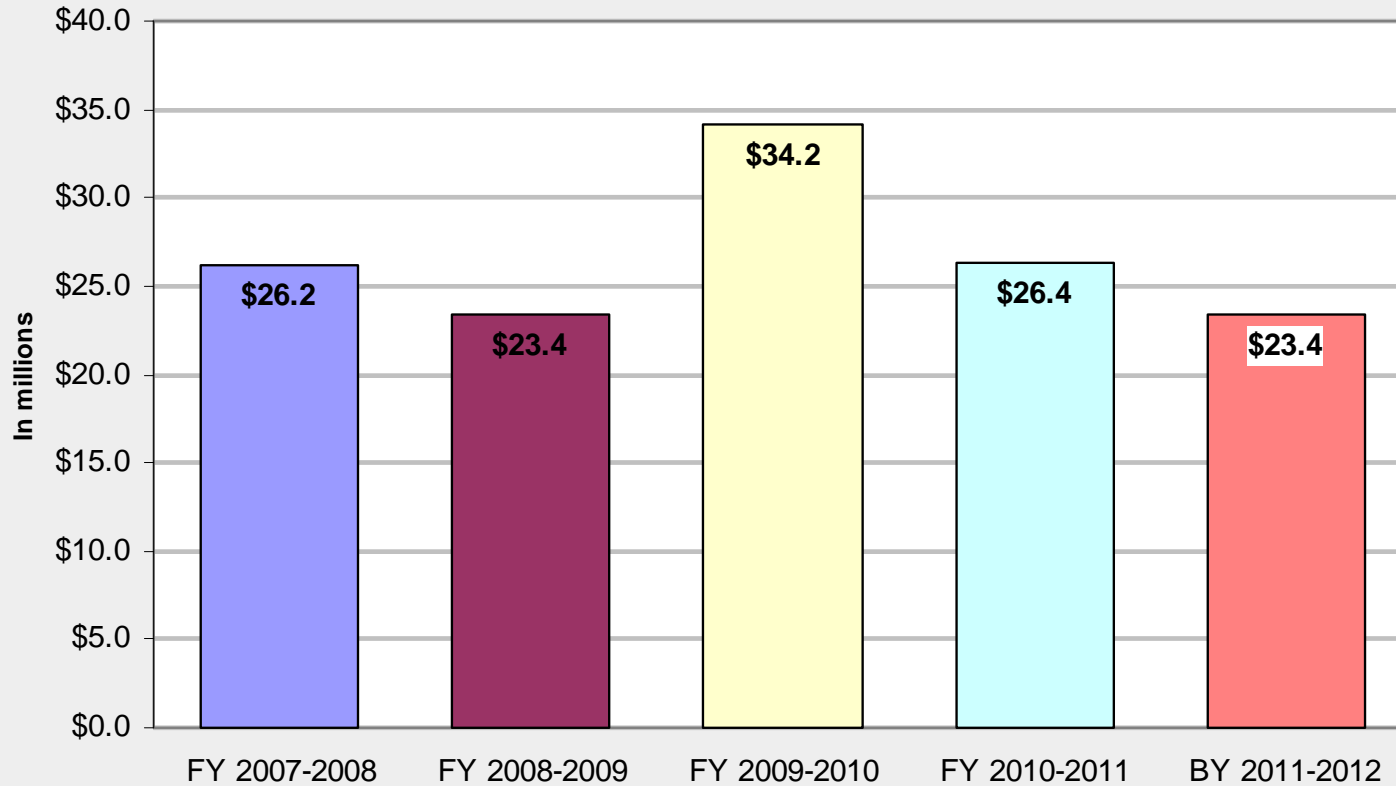
- Reduction in Public Health programs due to State funding
- Child Support Services expanding partnership opportunities to provide more effective service

# *Strong Local Economy \$23,383,839*



# Strong Local Economy

Five Year Comparison of Appropriations



# *Strong Local Economy*


A Strong Local Economy priority promotes, protects, and sustains our agricultural economies while providing for broader, more diversified economic opportunities to strengthen our local economy and provide for a better, more stable, quality of life for our residents by:

providing employment and training services; facilitating the creation of jobs; assisting local businesses; providing lay-off aversion assistance to area employers; and providing educational and recreational opportunities to the community.

# *Strong Local Economy*

- General fund contribution for Library reduced approximately 30%, or \$211,000
- Staffing in this priority area is recommended at 150 positions compared to 156 positions in 2010-11

# Strong Local Economy *is funded by*





# *Strong Local Economy*

2011-2012 Budget Reflects:

- Over \$4.2 million in American Recovery and Reinvestment Act funding available FY 2010-2011 fully expended
- Three employment and training grants end June 30, 2011 totaling \$1.0 million

# *Strong Local Economy*

- 6.5% decrease in Workforce Investment Act allocations
- Continued reduction in Library hours


# Strong Agricultural

## *Economy/Heritage*

**\$4,393,838**

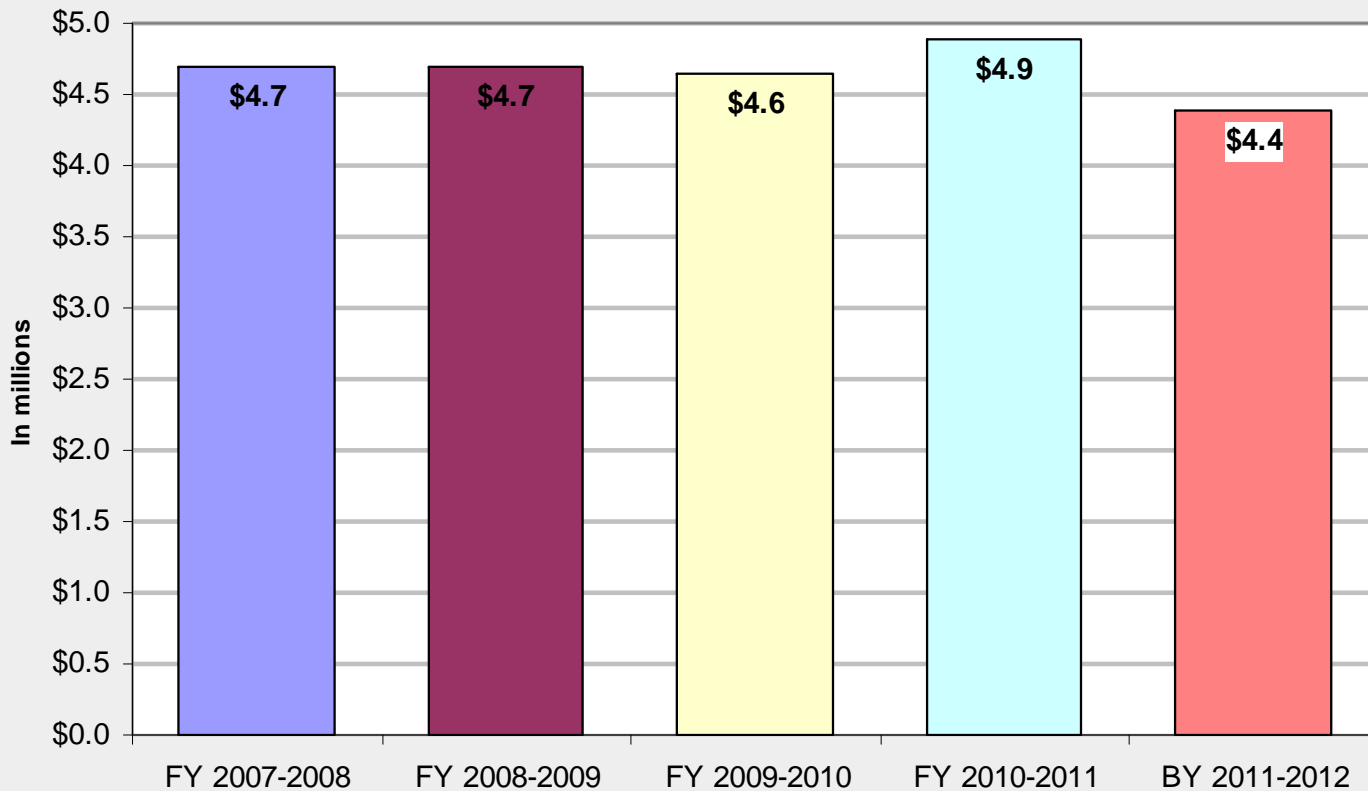
**Agricultural Commissioner**  
**\$4.0 million**  
**91.4%**

**Cooperative Extension**  
**\$378,000**  
**8.6%**



# *Strong Agricultural Economy/Heritage*

**Five Year Comparison of Appropriations**



# *Strong Agricultural* *Economy/Heritage*


A Strong Agricultural Economy/Heritage priority recognizes the vital role that agriculture plays in the community as the County's number one industry, generating close to \$2.5 billion a year, by:

supporting and protecting the well being of agriculture; conducting research and educational programs; and preserving and supporting the growth of our agriculture industry of tomorrow.

# *Strong Agricultural* *Economy/Heritage*

- General fund contribution reduction is approximately 26%, or \$435,000
- Staffing in this priority area is recommended at 39 positions compared to 40 positions in 2010-11

# Strong Agricultural Economy/Heritage is funded by



# *Strong Agricultural* *Economy/Heritage*

2011-2012 Budget Reflects:

- Agricultural Commissioner adjusting service levels to prepare for Budget Years 2012-13 and 2013-14
- Cooperative Extension will continue reduced level of service in all programs



# Well Planned

## Infrastructure System

\$122,876,359

Planning and Community Development

\$31.5 million

25.7%

Environmental Resources

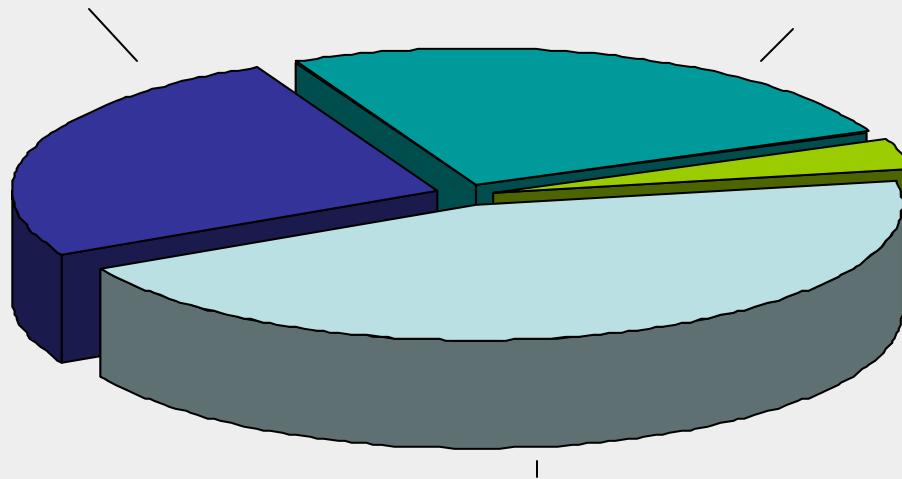
\$31.7 million

25.8%

Parks and Recreation

\$4.3 million

3.5%



Public Works

\$55.3 million

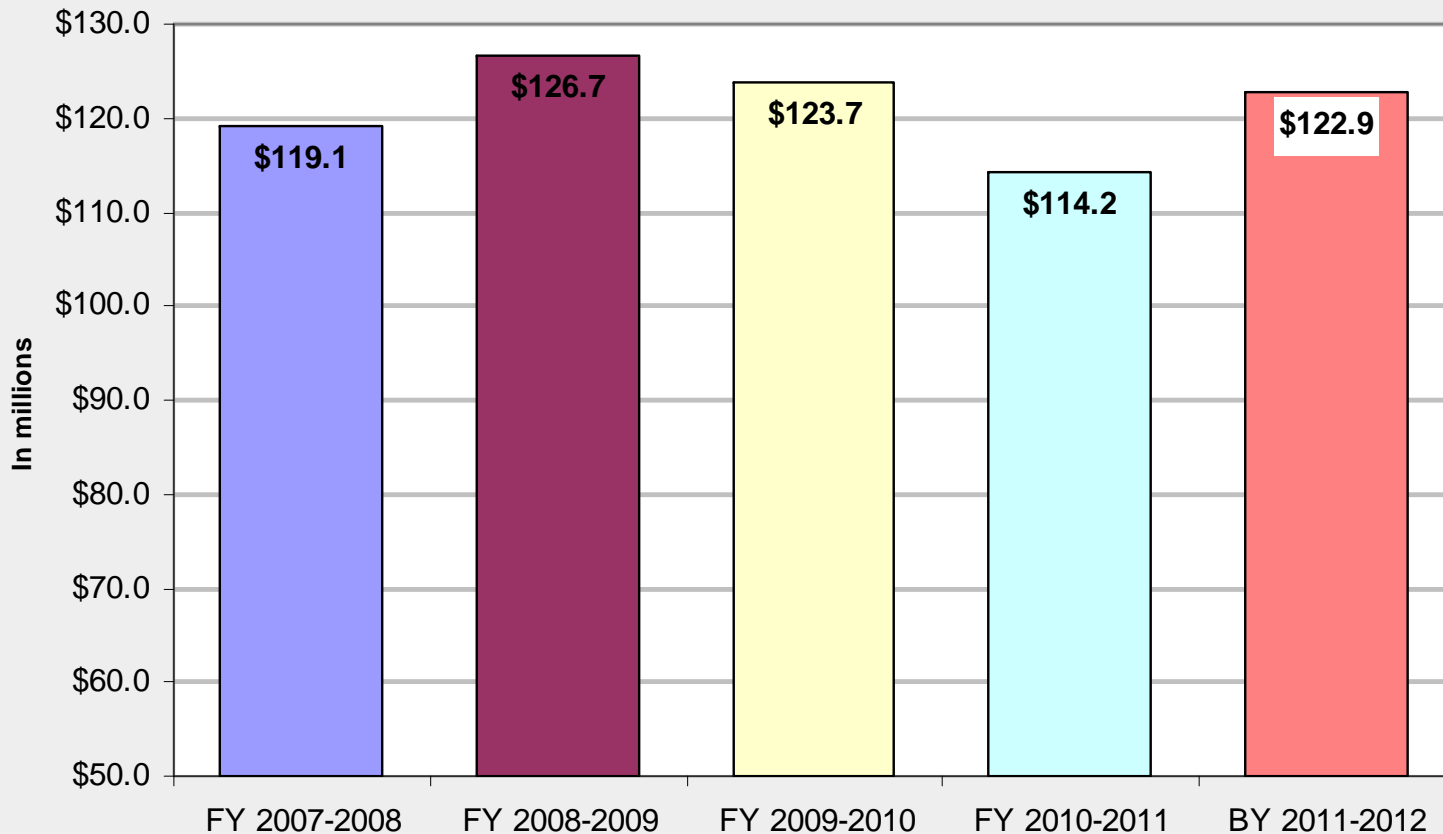
45%

# Well Planned

## Infrastructure System

**\$122,876,359**

**Five Year Comparison of Appropriations**



# *Well Planned*

---

## *Infrastructure System*

A Well Planned Infrastructure System priority promotes a quality of life for residents by:

providing education, investigation and inspection services of environmental resources; acquiring, developing, and maintaining recreation areas; providing information on land use issues, administering building permit services and financing redevelopment projects; providing regional transportation planning, construction and management of roads & bridges, and operation of inter-city transit services.


# *Well Planned*

---

## *Infrastructure System*

- General fund contribution reduction is approximately 26%, or \$1 million
- Staffing in this priority area is recommended at 237 positions compared to 253 positions in 2010-11

# Well Planned Infrastructure System *is funded by*



# *Well Planned*

---

## *Infrastructure System*

2011-2012 Budget Reflects:

- Environmental Resources reorganized the Code Enforcement Unit placing programs under Environmental Health division
- Departments will continue to provide core and mandated services

# *Well Planned*

---

## *Infrastructure System*

- Funding eliminated for the Stanislaus County Police Activity League (P.A.L)
- Four fishing accesses closed

# *Well Planned*

---

## *Infrastructure System*

- Planning will be maintaining core services while fulfilling State and Federal mandates related to land use, building codes and grants



# *Well Planned*

---

## *Infrastructure System*

- The Redevelopment Agency will continue public infrastructure projects (pay as you go) due to the State's threatened elimination of the Agencies

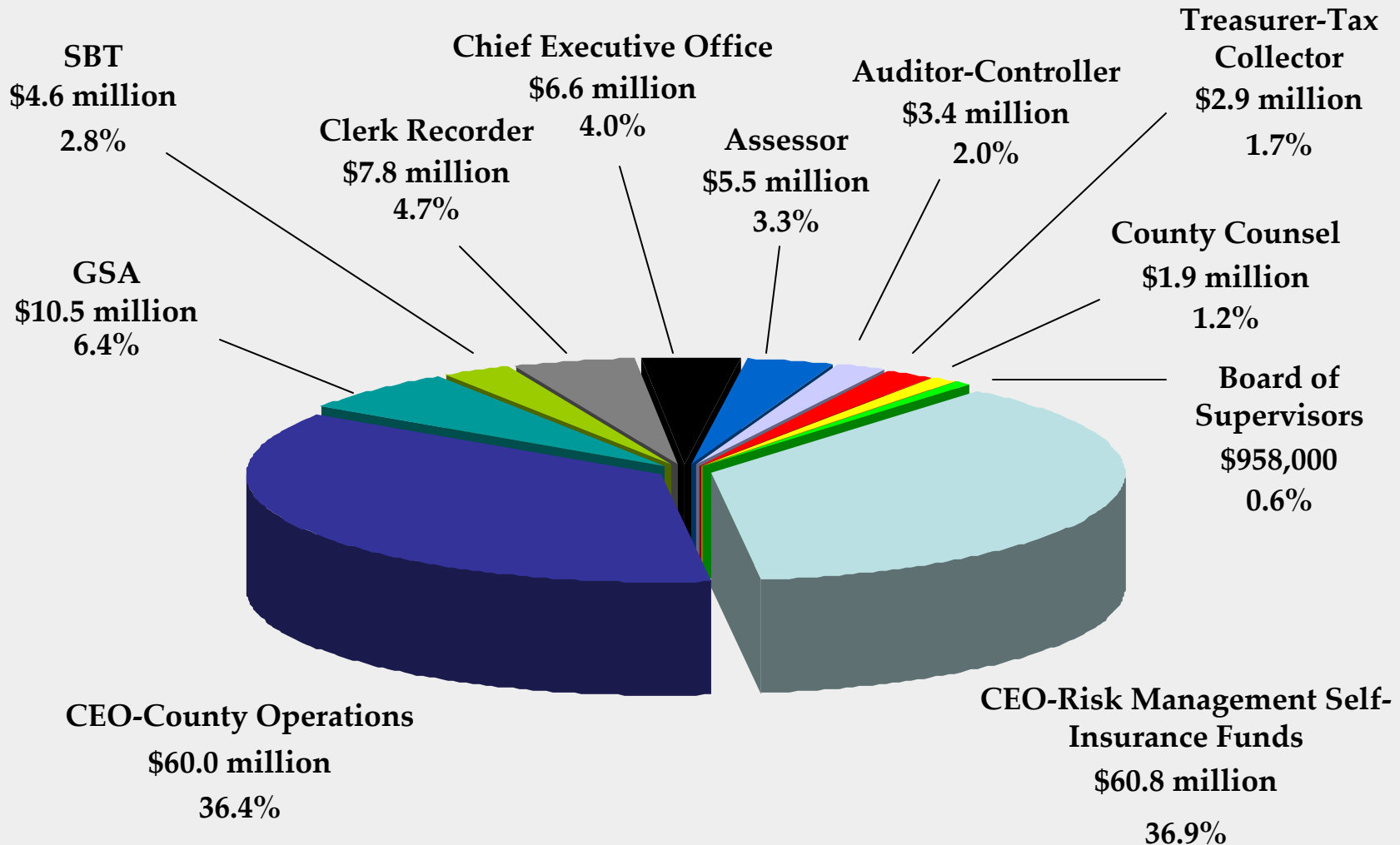
# *Well Planned*

---

## *Infrastructure System*

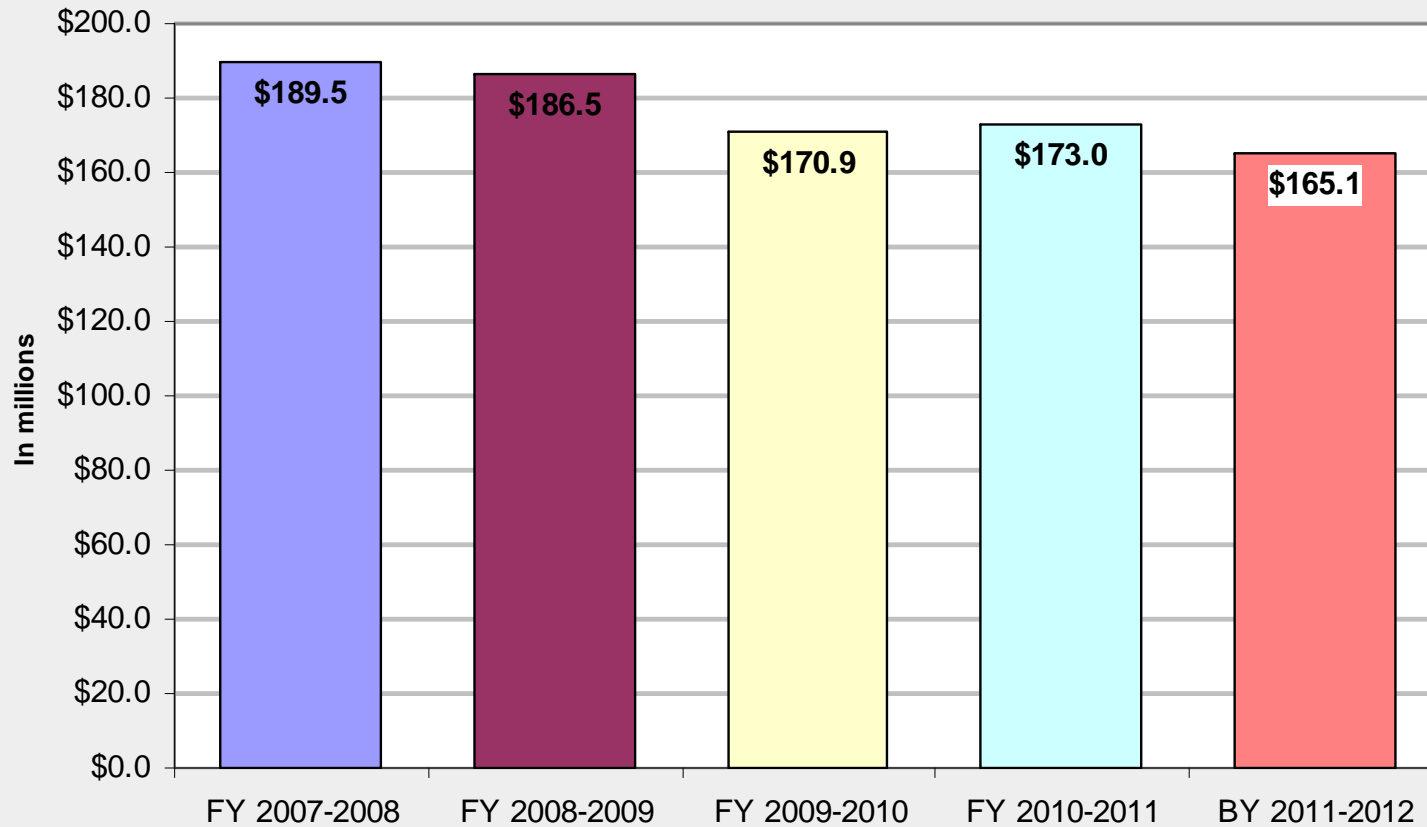
- Public Works will continue road and bridge design, traffic studies, construction management, land development and maintenance of the County's roadway system

# *Efficient Delivery of Public Services \$165,098,652*



# *Efficient Delivery of Public Services*

**Five Year Comparison of Appropriations**



# *Efficient Delivery of Public Services*


This priority promotes efficient government operations with a focus on improving customer satisfaction, the efficiency of county government processes and increasing internet based services and transactions including:

preparing property tax assessment roll,  
conducting elections, paying county bills,  
providing IT services, collecting taxes,  
providing legal services, preparing Board  
agendas, contract negotiations and a host of  
other services

# *Efficient Delivery of Public Services*

- General fund contribution reduction to departments is approximately 18%, or \$2.1 million
- Staffing in this priority area is recommended at 311 positions compared to 352 positions in 2010-11

# Efficient Delivery of Public Services is funded by



# *Efficient Delivery of* *Public Services*

2011-2012 Budget Reflects:

- Elimination of non-critical functions resulting in longer lines and reduced level of services
- Internal Audit function virtually eliminated and audit services limited



# *Efficient Delivery of Public Services*

---

- Revised hours for the Board's five Field Representatives
- Chief Executive Office will provide only minimal support to the Municipal Advisory Councils (M.A.C.s)

# *Efficient Delivery of Public Services*

- Funding for Modesto City/County Airport improvements eliminated
- Funding provided for the November 2012 Uniform District Election (UDELE); the June 2012 State Primary projected to cost approximately \$750,000 and is not currently funded

# Staffing Recommendations

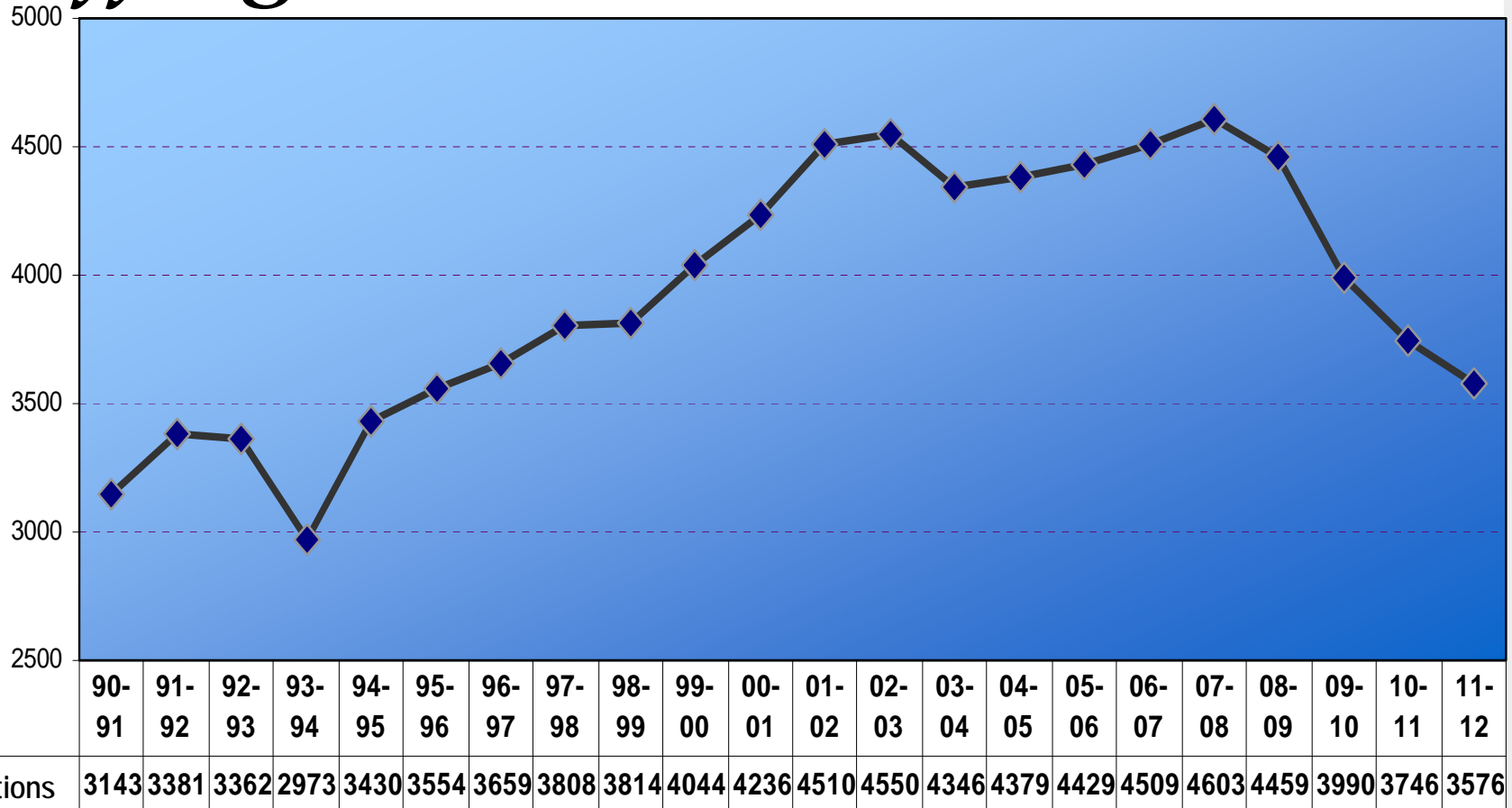
<b>AUTHORIZED POSITIONS AS OF THIRD QUARTER</b>	<b>3607</b>
Reduction in Allocated Positions Approved since the Third Quarter Report	-12
<b>Total Current Authorized Positions</b>	<b>3595</b>
Unfund Vacant Positions	-28
Restore Unfunded Positions	9
<b>RECOMMENDED AUTHORIZED POSITIONS</b>	<b>3576</b>

# Staffing Recommendations

	Fiscal Year 2008-2009	Fiscal Year 2009-2010	Fiscal Year 2010-2011	Fiscal Year 2011-2012
Full Time authorized Positions	4,459	3,990	3,746	3,576
Full-time Employees	4,022	3,883	3,587	3,464*
Extra-help Employees	518	465	450	445*
Personal Service Contractors	185	160	134	128*

\* Full-time, Extra-help and Personal Service Contract Employees are reflected as of pay period ending May 20, 2011

# Staffing Recommendations



# Looking Ahead

## State Budget uncertainty continues

- State continues to face massive near-term and ongoing structural budget deficit
- \$10.8 billion budget gap, down from \$28 billion due in part to:
  - \$11 billion in budget cuts
  - \$6.6 billion revenue growth projected for 2010-11 and 2011-12
  - \$1.2 billion new State Budget reserve
- Expiration on June 30, 2011 of special VLF and sales tax will result in additional \$11.2 billion hit

# Looking Ahead

## State Budget uncertainty continues

- Governor unable to get 2/3 budget vote for tax increases
- June 15 constitutional budget deadline
- Threat of major cuts to education with an “all cuts” budget

# Looking Ahead

## State Budget uncertainty continues

- Law enforcement realignment efforts continue (AB 109)
- Potential local impact for Sheriff, Probation, and the District Attorney from loss of Vehicle License Fees (VLF) and sunset of ½ cent sales tax extensions



# Looking Ahead

- Increase in General Liability costs have resulted in a \$2.2 million fund deficit
- Recommended Proposed Budget does not include any additional funding for potential increases to employer costs for health insurance

# Looking Ahead

- In-Home Supportive Services \$2.1 million exposure due to loss of enhanced Federal Medical Assistance Percentages (FMAP)
- Medically Indigent Adult \$2.9 million exposure due to increased enrollment and changes to patient share of cost at time of service

# *Looking Ahead*

- Cash Aid/Welfare: \$1.9 million exposure due to increased need for services
- General Assistance: \$160,000 exposure due to increased need for services

# Looking Ahead

- Department net county cost savings carry over program recommended to continue for Budget Year 2011-2012
- County will continue to re-evaluate the way services are delivered to our community, create innovative partnerships and look for cost effective alternatives to traditional service delivery systems

# *Looking Ahead*

Some examples include:

- The creation of the Modesto Regional Fire Authority Joint Powers Agency will fashion a sustainable regional program for fire and emergency services

# *Looking Ahead*

- Public-Private partnership between Stanislaus County and Valley Recovery Resources to provide for services that improve the health and well-being of families in our community. Donations on behalf of Valley Recovery Resources will provide local match contribution to the County for Sober Living Services and will be used to draw down State general funds

# Looking Ahead

- The Sheriff's & Probation Departments implementing a Day Reporting Center to provide an array of services while ensuring probationers are held accountable for non-compliant behavior. The Day Reporting Center will also meet the critical needs of the community resulting from the closure of beds at the County Honor Farm

# *Looking Ahead*

- The County will continue to work with its partner cities to explore the regionalization of building permitting services



# *Looking Ahead*

- County staff will continue to focus on alternative methods for transportation funding. County staff has joined staff from nine cities in discussions about the formation of an inclusive Regional Transportation Impact Fee on new development that will be closely tied to our regional transportation and expressway plans

# *Looking Ahead*

- Continue to identify ways to contain costs in the County's In-Home Supportive Services Program including working with the In-Home Supportive Services Program labor union to resolve funding issues

# *Looking Ahead*

- In order to continue to meet the commitment to County employees and to the community, the County is committed to working with employee representatives to develop benefits that can be sustainable for current and future generations of employees

# Looking Ahead

## Original Proposed Use of One-time Funding Plan

	11/12	12/13	13/14	14/15
<b>General Fund "Issued Base"</b>	<b>\$ 172,502,661</b>	<b>\$ 160,373,000</b>	<b>\$ 153,303,000</b>	<b>\$ 153,303,000</b>
<b>Discr Rev</b>	<b>\$ (144,103,000)</b>	<b>\$ (144,103,000)</b>	<b>\$ (144,103,000)</b>	<b>\$ (144,103,000)</b>
<b>One-time</b>	<b>\$ (8,000,000)</b>	<b>\$ -</b>	<b>\$ -</b>	<b>\$ -</b>
<b>Fund Balance</b>	<b>\$ -</b>	<b>\$ -</b>	<b>\$ -</b>	<b>\$ -</b>
<b>Retirement Assignment</b>	<b>\$ -</b>	<b>\$ -</b>	<b>\$ -</b>	<b>\$ (2,000,000)</b>
<b>POB Savings in 14/15</b>				<b>\$ (6,200,000)</b>
<b>StanCERA Contribution</b>	<b>\$ (6,270,000)</b>	<b>\$ -</b>	<b>\$ -</b>	<b>\$ -</b>
<b>Teeter Assignment</b>	<b>\$ -</b>	<b>\$ (9,200,000)</b>	<b>\$ (9,200,000)</b>	<b>\$ -</b>
<b>Total Resources</b>	<b>\$ (158,373,000)</b>	<b>\$ (153,303,000)</b>	<b>\$ (153,303,000)</b>	<b>\$ (152,303,000)</b>
<b>Addnl Reductions Needed</b>	<b>\$ (14,129,661)</b>	<b>\$ (7,070,000)</b>	<b>\$ -</b>	<b>\$ (1,000,000)</b>
<b>Reductions</b>	<b>\$ (14,129,661)</b>	<b>\$ (7,070,000)</b>	<b>\$ -</b>	<b>\$ (1,000,000)</b>
<b>Annual Impact</b>	<b>\$ (14,129,661)</b>	<b>\$ (21,199,661)</b>	<b>\$ (21,199,661)</b>	<b>\$ (22,199,661)</b>

# Looking Ahead

	12/13
General Fund "Issued Base"	\$ 160,373,000
Discr Rev	\$ (144,103,000)
One-time	\$ -
Fund Balance	\$ -
Retirement Assignment	\$ -
POB Savings in 14/15	
StanCERA Contribution	\$ -
Teeter Assignment	\$ (9,200,000)
<b>Total Resources</b>	<b>\$ (153,303,000)</b>
Addnl Reductions Needed	\$ (7,070,000)
Reductions	\$ (7,070,000)
Annual Impact	\$ (21,199,661)

## Changes to Original Assumptions

- Issued base does not reflect end of 5% pay deduction on 6/30/12
- Discretionary Revenue does not reflect decrease in 2011-12 base of approximately \$4 million
- Additional increases in Retirement costs not currently factored in

---

As an organization we remain committed to  
providing the best possible customer service  
we can within available resources

Our vision of “striving to be the best” has not  
changed

---

# *Preliminary Budget Schedule*

September 2, 2011

Final Budget Recommendations  
available to the public

September 13, 2011

Final Budget Hearings

# *Office Closures*

Friday, July 1, 2011

Friday, September 2, 2011

Monday – Wednesday, November 21,22,23, 2011

Tuesday – Friday, December 27,28,29 & 30, 2011

Monday – April 2, 2012



# Recommendations

1. Accept the Recommended Proposed Budget for Budget Year 2011-2012 from the Chief Executive Officer.
2. Conduct the scheduled Public Hearing at 9:05 a.m. on June 7, 2011, and if necessary, continue to June 8, 2011 and June 9, 2011 at 9:00 a.m., to receive public comment and input on the proposed spending plan.

# Recommendations

3. Direct and approve any changes the Board of Supervisors choose to make to the Recommended Proposed Budget for Budget Year 2011-2012; and then adopt the Recommended Proposed Budget for Budget Year 2011-2012.
4. Authorize the Chief Executive Officer and the Auditor-Controller to make the necessary technical adjustments to implement the approved Recommended Proposed Budget.

# *Recommendations*

5. Approve decreasing the Committed Fund Balance in the General Fund by \$4,525,395, as part of an overall strategy of \$8,000,000 to assist with the balancing of the General Fund for the 2011-2012 Recommended Proposed Budget.

# *Recommendations*

6. Amend the Salary and Position Allocation Resolution to reflect the recommended changes for the 2011-2012 Recommended Proposed Budget, (as outlined in the Staffing Impacts section of this report and detailed in Attachment A) to be effective with the start of the first pay period beginning after July 1, 2011.

# Recommendations

7. Approve contracts and/or agreements listed on Attachment B in cumulative amounts of \$100,000 or greater since July 1, 2009.
8. Approve the Chief Executive Officer's updated Countywide office closure schedule detailed in Attachment D.
9. Approve the decrease of General Assistance grants by eight percent effective July 1, 2011, in accordance with Welfare and Institutions Code 17000.5.

# Recommendations

10. Direct the Auditor-Controller to establish a Due From - General Services Agency Facilities Maintenance Division in the General Fund and a Due To - General Fund in the General Services Agency - Facilities Maintenance Fund in the amount of \$384,546 as part of the 2010-2011 fiscal year-end close. The loan is payable over a five year period beginning Budget Year 2012-2013, for initial operational start-up costs.

# Recommendations

11. Authorize the Auditor-Controller to carry over at year-end 100% of any unused General Fund department net county cost savings from Fiscal Year 2009-2010, 75% of any unused net county cost savings from Fiscal Year 2010-2011, and approve the continuance of the net county cost savings program for Budget Year 2011-2012.

# *Recommendations*

12. Direct the Chief Executive Officer to prepare the Recommended Final Budget and set the Public Hearing for consideration of the Final Budget on September 13, 2011 at 9:05 a.m. and, if necessary, continue to September 14, 2011 and September 15, 2011, at 9:00 a.m.



Hope sees the invisible, feels the  
intangible, and achieves the impossible

- Anonymous

# *Stanislaus County*



Proposed Budget Report available at  
<http://stancounty.com/bos/agenda-minutes.shtm>

# *Stanislaus County*

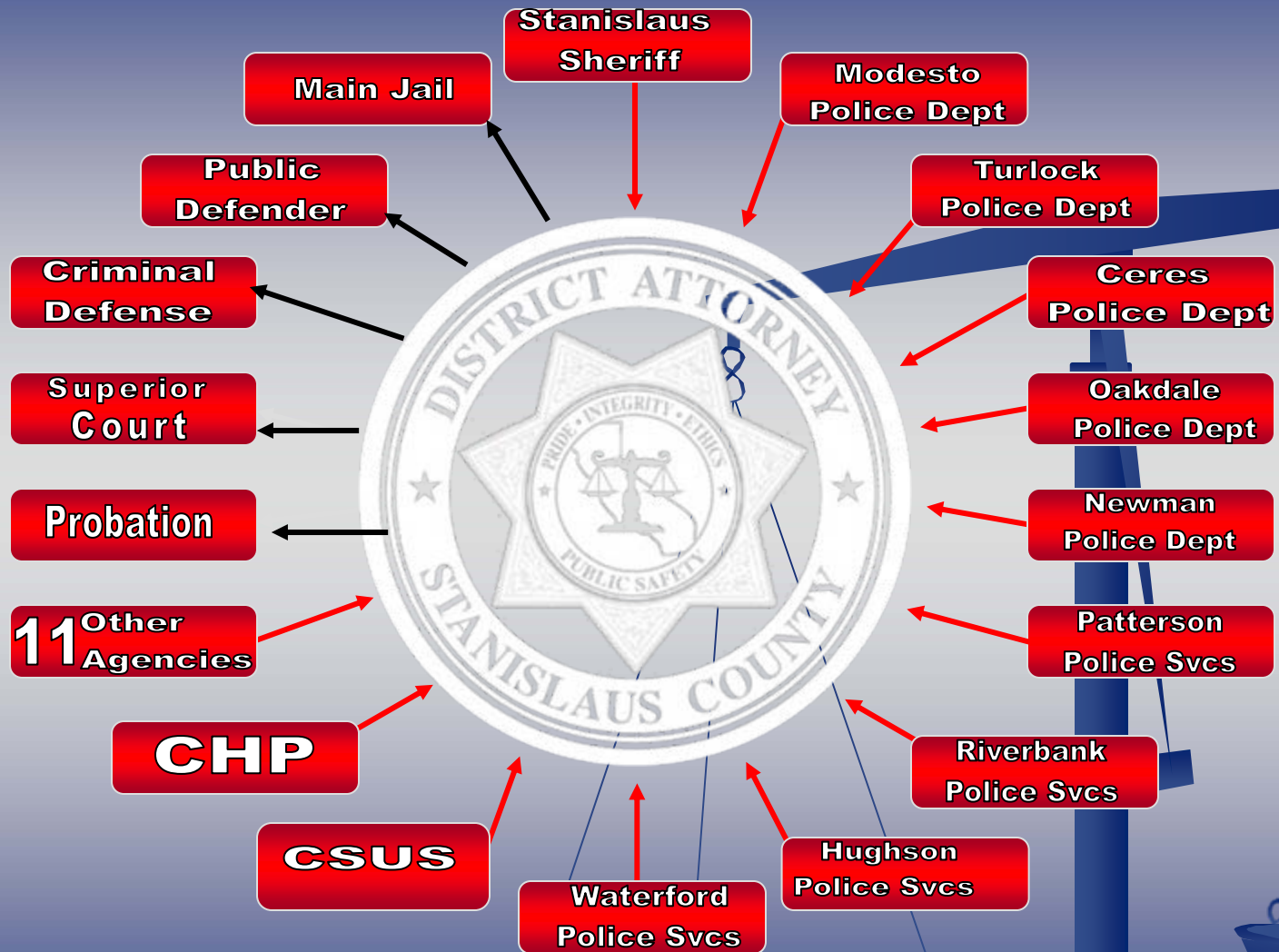


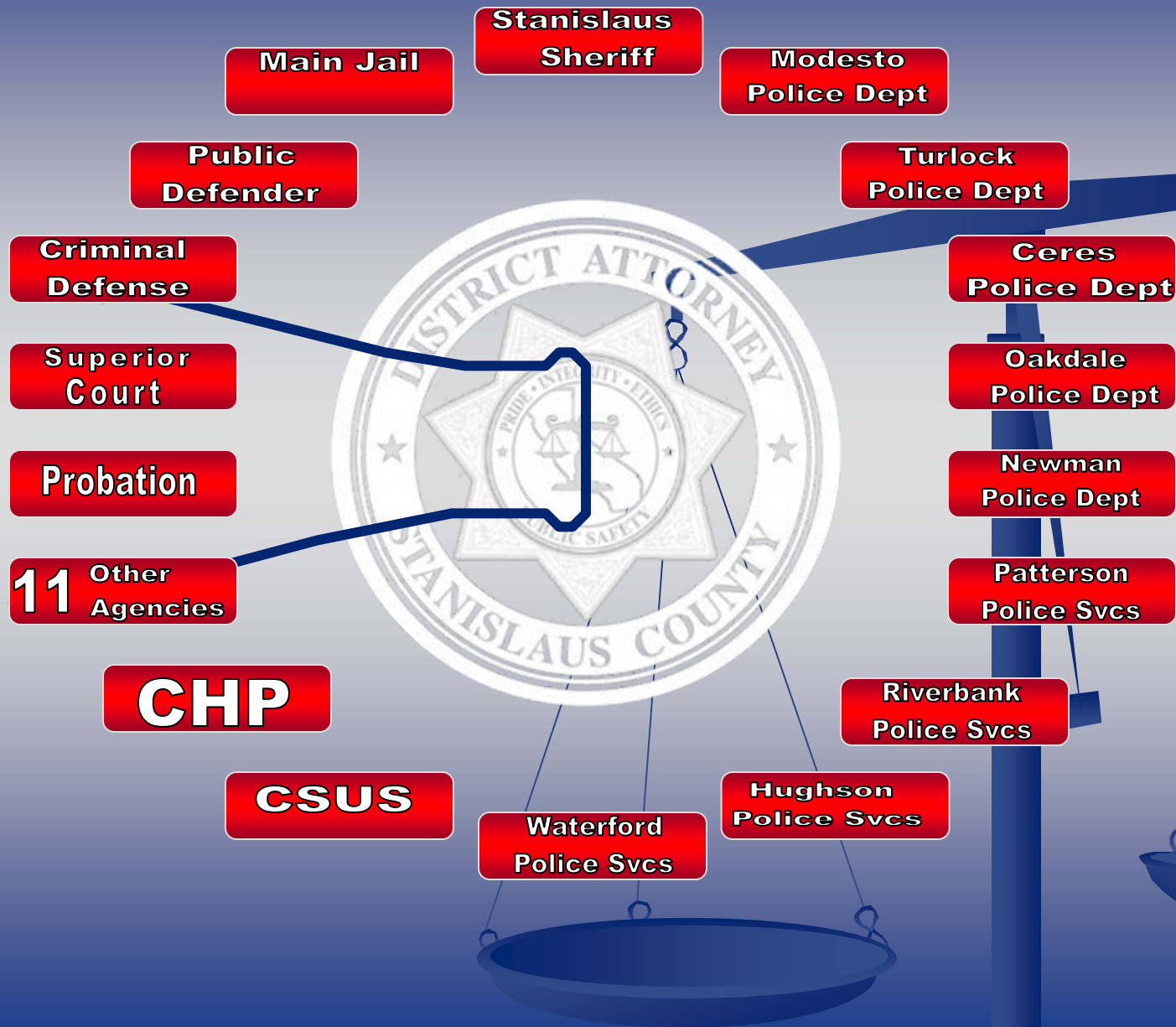
## PowerPoint Presentation

# District Attorney's Budget

June 7, 2011







# Budget Cuts and Revenue Decreases

## District Attorney's Total Budget

**2008-2009**

**\$16,664,278**

**2009-2010**

**\$16,063,658**

**2010-2011**

**\$14,873,662**

**2011-2012**

**\$13,154,889**

**(includes grants and outside revenue)**



# Staffing Decline

	<u>07-08</u>	<u>11-12</u>
<b>Attorneys</b>	<b>56</b>	
<b>Investigators</b>	<b>19</b>	
<b>Clerical</b>	<b>49</b>	
<b>Support Staff</b>	<b>10</b>	





# Staffing Decline

	<u>07-08</u>	<u>11-12</u>
<b>Attorneys</b>	<b>56</b>	<b>39</b>
<b>Investigators</b>	<b>19</b>	<b>14</b>
<b>Clerical</b>	<b>49</b>	<b>40</b>
<b>Support Staff</b>	<b>10</b>	<b>7</b>



# Staffing Decline

	<u>07-08</u>	<u>11-12</u>
<b>Attorneys</b>	<b>56</b>	<b>39</b>
<b>Investigators</b>	<b>19</b>	<b>14</b>
<b>Clerical</b>	<b>49</b>	<b>40</b>
<b>Support Staff</b>	<b>10</b>	<b>7</b>

The seal of the Stanislaus County District Attorney is circular. It features a central five-pointed star with a scale of justice in the center. The words "DISTRICT ATTORNEY" are written along the top inner edge, and "STANISLAUS COUNTY" along the bottom inner edge. Inside the star, the words "FAIRNESS INTEGRITY ETHICS" and "PUBLIC SAFETY" are visible.

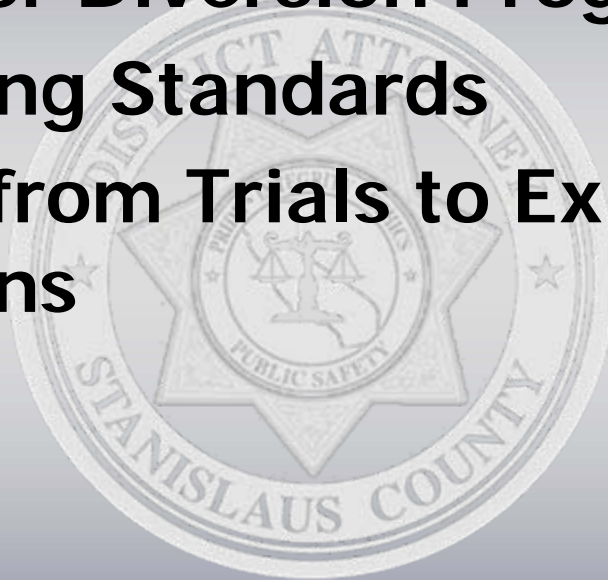
**Total Staffing Decrease of 30 Positions (22%)**

# **Steps to Increase Efficiency and Reduce Workload**

**Misdemeanor Diversion Program**


**Tougher Filing Standards**

**Shift Focus from Trials to Expedited Case  
Dispositions**




# Caseload

	<u>07-08</u>	<u>10-11</u>
Cases Reviewed	21,126	
Cases Filed	18,097	



# Caseload

	<u>07-08</u>	<u>10-11</u>
<b>Cases Reviewed</b>	<b>21,126</b>	<b>16,224</b>
<b>Cases Filed</b>	<b>18,097</b>	<b>12,633</b>

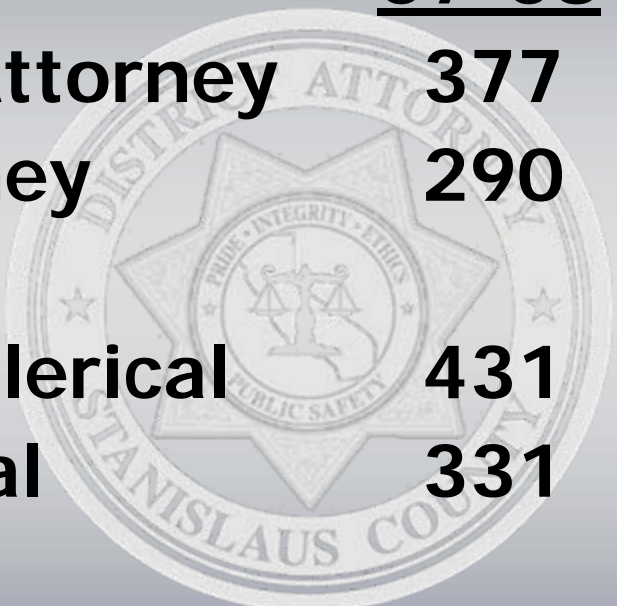


# Caseload

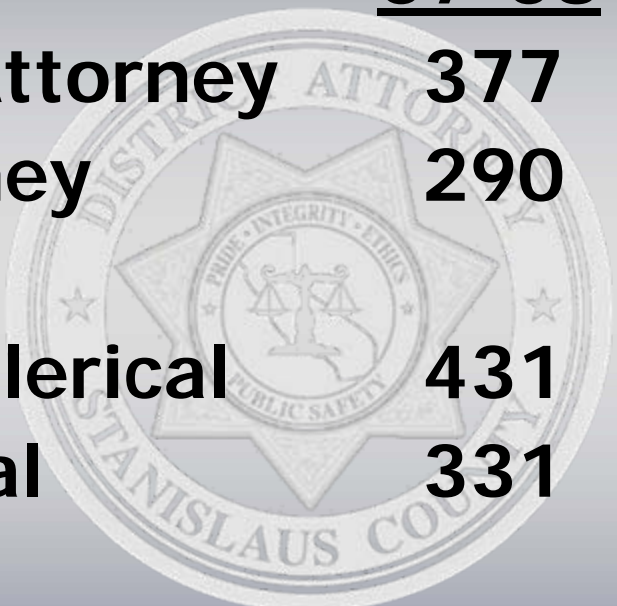
	<u>07-08</u>	<u>10-11</u>
<b>Cases Reviewed</b>	<b>21,126</b>	<b>16,224</b>
<b>Cases Filed</b>	<b>18,097</b>	<b>12,633</b>
<b>Percentage Filed in 07-08</b>		<b>77%</b>
<b>Percentage Filed in 10-11</b>		<b>70%</b>

# Caseload

	<u>07-08</u>	<u>10-11</u>
Reviewed per Attorney	377	
Filed per Attorney	290	
Reviewed per Clerical	431	
Filed per Clerical	331	
Filed per Investigator	854	

The seal of the Stanislaus County District Attorney is centered in the background. It features a five-pointed star with a scale of justice in the center. The words "PRIDE • INTEGRITY • ETHICS" are written around the inner circle of the star, and "PUBLIC SAFETY" is written below it. The outer ring of the seal contains the text "DISTRICT ATTORNEY" at the top and "STANISLAUS COUNTY" at the bottom, with two stars on either side.

# Caseload



	<u>07-08</u>	<u>10-11</u>
<b>Reviewed per Attorney</b>	<b>377</b>	<b>464</b>
<b>Filed per Attorney</b>	<b>290</b>	<b>324</b>
<b>Reviewed per Clerical</b>	<b>431</b>	<b>452</b>
<b>Filed per Clerical</b>	<b>331</b>	<b>316</b>
<b>Filed per Investigator</b>	<b>854</b>	<b>902</b>




# Court Appearances

2000 – 52,994

2004 – 60,100

2008 – 79,307

2010 – 81,820



# Homicides

# Open Cases

# Defendants

4/1/2000

20

25

1/1/2004

43

58

1/7/2008


69

91

6/2/2011

90

124



# Homicides

# Open Cases

# Defendants

4/1/2000

20

25


48 Deputy District Attorneys

6/2/2011

90

124

38 Deputy District Attorneys



# **Victims' Bill of Rights (17 Rights)**

**#6 Right to Reasonably Confer with DDA**

**#8 Reasonable Notice of All Hearings**

**#9 Right to be Heard at Any Proceeding**

**#12 Right to be Informed about  
Conviction & Sentence**

**#17 Right to be Informed of All Rights**

# Summary

Only Public Safety Dept which Handles All Criminal Cases

22% Cut in Staff (since 07-08)

Responsible for

- Decision to Initiate/Decline Charges in All Felonies and Misdemeanors in the County
- Gathering All Evidence from All Agencies
- Duplicating and Providing Evidence to All Defense Counsel

# Summary


**Working Harder,  
Smarter**

**And  
More Efficiently  
.....but**

**Public Safety Has Been Impacted  
Hanging On by Fingernails  
Future Challenges?**



**Questions?**



# District Attorney's Budget

June 7, 2011







# Stanislaus County



PowerPoint Presentation

# Probation Department 2011-12 Proposed Budget Balancing Strategy

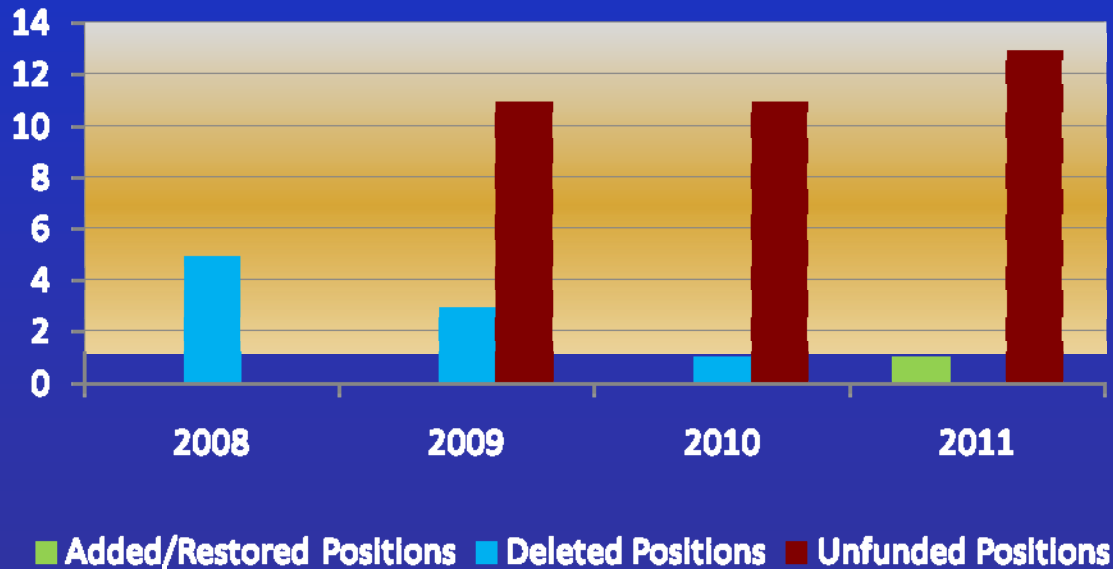
---

Original County Required Reductions	\$2,388,466
Unfunded Step Increases and Retirement Cashouts	\$220,835
Loss of Vehicle License Fees	<u>\$1,970,000</u>
Total Reductions	<b>\$4,579,301</b>
Retirement Calculation Correction and Mitigation	\$1,741,211
Projected Fund Balance Carryover**	\$1,066,487
Projected Salary Savings Due to Retirement	\$271,972
ARRA Funds	\$400,000
YOBG State Revenue	\$500,000
DNA Funds	\$200,000
Miscellaneous Revenue	<u>\$400,000</u>
Total Revenue	<b>\$4,579,670</b>
Difference	<b>\$369</b>

\*\* Includes \$300,000 resulting from DCSS partnership project


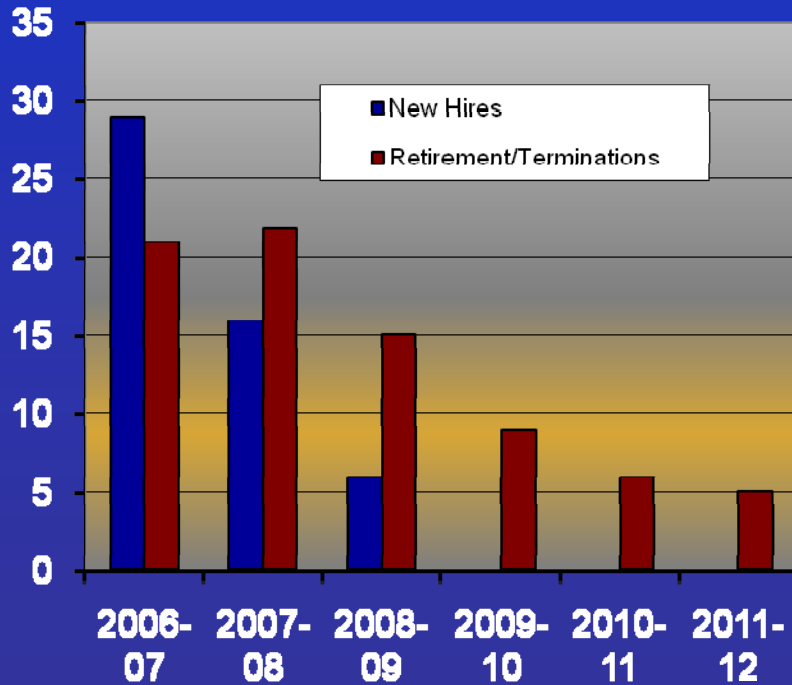
# Probation Department Unfunded and Deleted Positions 2008-2011

44 positions have been deleted or unfunded since 2008

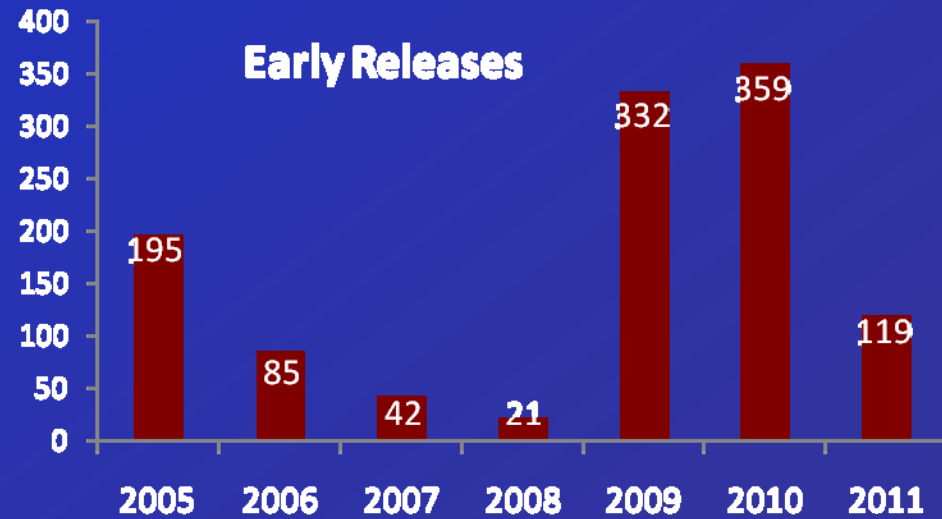
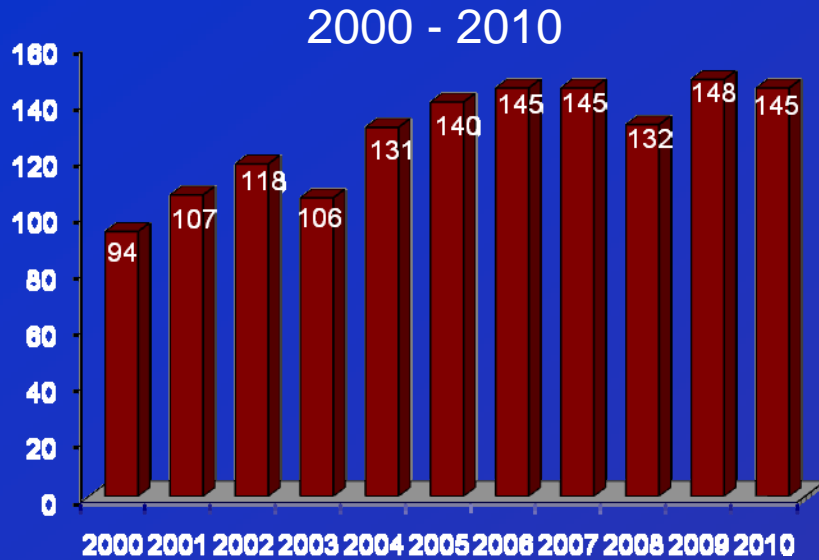


# Probation Department New Hires and Terminations 2007 - 2011

Projected Salary Savings in 2011-12  
\$271,972



# Juvenile Hall Population







# Juvenile Felony and Incarceration Rates

---

Urban Central Valley Counties Felony and Incarceration Rates			
		Rate of juvenile	
County	Poverty Rate	Felonies	Incarceration
Sacramento	18%	1312.1	324.8
San Joaquin	22%	1883.3	235.1
<b>Stanislaus</b>	<b>20%</b>	<b>1503.0</b>	<b>197.2</b>
Solano	10%	2350.4	295.1
<b>Subtotal</b>	<b>18%</b>	<b>1621.8</b>	<b>273.5</b>

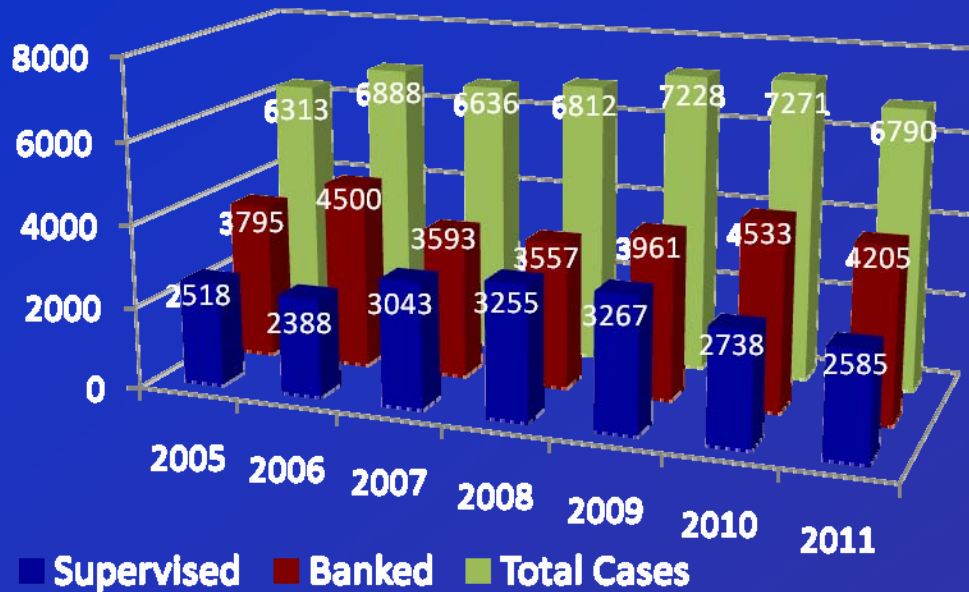


# Juvenile Arrest Rates

Arrests per 100,000 population age 10-17, Urban counties, 1990-2009

Urban County	Felonies					Violent Crime				
	90-94	95-99	00-04	05-09	Change	90-94	95-99	00-04	05-09	Change
Solano	3524.3	3184.2	1991.0	2350.4	-33%	827.4	857.1	517.9	699.8	-15%
San Joaquin	3522.4	3125.3	2271.2	1883.3	-47%	721.6	815.5	628.9	586.8	-19%
<b>Stanislaus</b>	<b>3495.9</b>	<b>3044.7</b>	<b>2003.1</b>	<b>1503.0</b>	<b>-57%</b>	<b>728.0</b>	<b>717.6</b>	<b>508.4</b>	<b>376.9</b>	<b>-48%</b>
Sacramento	2703.7	1997.5	1480.5	1312.1	-51%	572.7	514.1	373.8	383.2	-33%
<b>Urban Total</b>	<b>3156.6</b>	<b>1832.6</b>	<b>1832.6</b>	<b>1621.8</b>	<b>-49%</b>	<b>673.3</b>	<b>672.6</b>	<b>478.2</b>	<b>472.8</b>	<b>-30%</b>
<b>California</b>	<b>2697.1</b>	<b>2084.2</b>	<b>1434.2</b>	<b>1369.2</b>	<b>-49%</b>	<b>627.2</b>	<b>541.8</b>	<b>376.2</b>	<b>362.3</b>	<b>-42%</b>

# Probation Department Service Type Comparisons 2005 - 2011



Snapshot January 1<sup>st</sup>

# Looking Forward

---

## New Facility –

- Construction Bidding – July 2011
- Groundbreaking - September 2011
- Completion – Summer 2013



# Realignment

---

Local Impacts CDCR Estimates at Full Implementation (3 yrs)

- 540 In Custody Inmates
- 426 Post-Release Community Supervision

---

Estimated Statewide Funding Level -	\$950,000,000
Stanislaus County Estimate – 1.5% =	\$14,250,000
In Custody Population Estimate – 540 ADP Average Cost \$100/day/bed X \$54,000 X 365 days/year =	\$19,710,000
426 Offenders Under Post Release Community Supervision @ 40:1 State Ratio	
10 P.O.s and Support @ \$150,000 per Officer =	\$1,500,000
Trtmnt Costs @ \$2500/Offender x 966 Offenders =	\$2,415,000
Total Estimated County Costs =	\$23,625,000
Potential Unfunded County Costs=	<b>\$9,375,000</b>

# Stanislaus County



Probation Department

**NOTICE OF PUBLIC HEARING  
STANISLAUS COUNTY  
FINAL BUDGET  
FISCAL YEAR 2011-2012**

NOTICE IS HEREBY GIVEN that on Tuesday, September 13, 2011, at 9:05 a.m., or as soon thereafter as the matter may be heard, the Stanislaus County Board of Supervisors will meet in the Basement Chambers, 1010 10<sup>th</sup> Street, Modesto, CA, to open the hearing and consider the approval of the Final Budget, Fiscal Year 2011-2012. If necessary, the hearing for the Final Budget may be continued to September 14, 2011 and September 15, 2011 at 9:00 a.m. for further staff and public comment.

ADDITIONAL NOTICE IS GIVEN that on September 1, 2011, at 3:00 p.m., the Final Budget document will be available for review online at <http://www.stancounty.com/budget/index.shtm> and at the Chief Executive Office, 1010 10<sup>th</sup> St., Suite 6800, Modesto, CA. In addition, the Final Budget document will be available for review at all the Stanislaus County branch libraries after September 1, 2011.

NOTICE IS FURTHER GIVEN that at the said time and place, interested persons will be given the opportunity to be heard. For further information, contact Patricia Hill Thomas or Stan Risen, Stanislaus County Chief Executive Office, (209) 525-6333 or at 1010 10th Street, Suite 6800, Modesto, CA.

BY ORDER OF THE BOARD OF SUPERVISORS

DATED: June 7, 2011

ATTEST: CHRISTINE FERRARO TALLMAN, Clerk  
of the Board of Supervisors  
of the County of Stanislaus,  
State of California

BY:

  
Elizabeth A. King, Assistant Clerk of the Board

**DECLARATION OF PUBLICATION  
(C.C.P. S2015.5)**

**COUNTY OF STANISLAUS  
STATE OF CALIFORNIA**

I am a citizen of the United States and a resident Of the County aforesaid; I am over the age of Eighteen years, and not a party to or interested In the above entitle matter. I am a printer and Principal clerk of the publisher of **THE MODESTO BEE**, printed in the City of **MODESTO**, County of **STANISLAUS**, State of California, daily, for which said newspaper has been adjudged a newspaper of general circulation by the Superior Court of the County of **STANISLAUS**, State of California, Under the date of **February 25, 1951, Action No. 46453**; that the notice of which the annexed is a printed copy, has been published in each issue there of on the following dates, to wit:

Sep 01, 2011

-----  
I certify (or declare) under penalty of perjury  
That the foregoing is true and correct and that  
This declaration was executed at

**MODESTO, California on**

September 7th, 2011

(By Electronic Facsimile Signature)

*Marie Dieckmann*

**NOTICE OF PUBLIC HEARING  
STANISLAUS COUNTY  
FINAL BUDGET  
FISCAL YEAR 2011-2012**

NOTICE IS HEREBY GIVEN that on Tuesday, September 13, 2011, at 9:05 a.m., or as soon thereafter as the matter may be heard, the Stanislaus County Board of Supervisors will meet in the Basement Chambers, 1010 10th Street, Modesto, CA, to open the hearing and consider the approval of the Final Budget, Fiscal Year 2011-2012. If necessary, the hearing for the Final Budget may be continued to September 14, 2011 and September 15, 2011 at 9:00 a.m. for further staff and public comment.

ADDITIONAL NOTICE IS GIVEN that on September 1, 2011, at 3:00 p.m., the Final Budget document will be available for review online at <http://www.stancounty.com/budget/index.shtml> and at the Chief Executive Office, 1010 10th St., Suite 6800, Modesto, CA. In addition, the Final Budget document will be available for review at all the Stanislaus County branch libraries after September 1, 2011.

NOTICE IS FURTHER GIVEN that at the said time and place, interested persons will be given the opportunity to be heard. For further information, contact Patricia Hill Thomas or Stan Riser, Stanislaus County Chief Executive Office, (209) 525-6333 or at 1010 10th Street, Suite 6800, Modesto, CA.

BY ORDER OF THE BOARD OF SUPERVISORS. DATED: June 7, 2011. ATTEST: Christine Ferraro Tallman, Clerk of the Board of Supervisors of the County of Stanislaus, State of California; BY: Elizabeth A. King, Assistant Clerk of the Board Pub Dates Sept 1, 2011