

Hendon B. Ford

THE BOARD OF SUPERVISORS OF THE COUNTY OF STANISLAUS
ACTION AGENDA SUMMARY

DEPT: Treasurer-Tax Collector

BOARD AGENDA # *B-10

Urgent

Routine

AGENDA DATE January 6, 2009

CEO Concurs with Recommendation YES NO
(Information Attached)

4/5 Vote Required YES NO

SUBJECT:

Acceptance of the Stanislaus County Treasury Pool's November 2008 Monthly Investment Report

STAFF RECOMMENDATIONS:

1. Accept the Stanislaus County Treasury Pool's November 2008 Monthly Investment Report. The report was prepared by the Stanislaus County Treasurer-Tax Collector's Office and reviewed for conformity with the Stanislaus County Treasury Pool Investment Policy by the Treasurer-Tax Collector and has been distributed to the Stanislaus County Treasury Pool Oversight Committee.
2. Authorize the Chairman of the Board of Supervisors to sign on behalf of the Board that the report has been reviewed and accepted.

FISCAL IMPACT:

The local Investment Policy mandates preparation, review, and acceptance of the investment report. As part of the administration of the Pool, costs associated with the report (estimated at approximately \$800 per month) are deducted from interest earnings before distribution is made to the participating agency's funds. The estimated impact to the General Fund is approximately \$175 per month.

BOARD ACTION AS FOLLOWS:

No. 2009-39

On motion of Supervisor Grover, Seconded by Supervisor O'Brien

and approved by the following vote,

Ayes: Supervisors: O'Brien, Chiesa, Grover, Monteith, and Chairman DeMartini

Noes: Supervisors: None

Excused or Absent: Supervisors: None

Abstaining: Supervisor: None

1) X Approved as recommended

2) _____ Denied

3) _____ Approved as amended

4) _____ Other:

MOTION:

Christine Ferraro

ATTEST: CHRISTINE FERRARO TALLMAN, Clerk

File No.

**Acceptance of the Stanislaus County Treasury Pool's November 2008
Monthly Investment Report
Page 2**

DISCUSSION:

On April 16, 1996, the Board of Supervisors passed Ordinance sections 2.30.01 to 2.30.04. These provided for a comprehensive policy of investment delegation and oversight, including delegation of day-to-day investment to the County Treasurer-Tax Collector, qualifications for the Office of County Treasurer-Tax Collector, and the establishment of a Treasury Pool Oversight Committee. Effective March 31, 2008, the Board of Supervisors reviewed and adopted the Investment Policy. This Policy was prepared by the Stanislaus County Treasurer-Tax Collector and reviewed for conformity with California State law by the Treasury Oversight Committee members (comprised of the County Auditor-Controller, the County Superintendent of Schools' designee, Deputy Superintendent with Modesto City Schools, and a member of the public familiar with investments).

The Investment Policy includes language that mandates the preparation of the monthly report and provides guidelines on its contents. Each monthly report contains a summary along with sufficient detail to show investment activity and compliance with legal and policy directives. The report was prepared by the Stanislaus County Treasurer-Tax Collector's Office and reviewed for conformity with the Stanislaus County Treasury Pool Investment Policy by the Treasurer-Tax Collector and has been distributed to the Treasury Pool Oversight Committee.

Upon acceptance and signature of the Chairman, the report can be viewed on the Stanislaus County Treasurer-Tax Collector's Office website.

POLICY ISSUES:

Section 2.30.04 of the Stanislaus County Code establishes the Treasury Oversight Committee. Section 27133(e) of the Government Code requires that the Treasurer of any county having an Oversight Committee prepares an investment report for said Committee.

Approval of this agenda item will support the Board's priority of efficient delivery of public services.

STAFFING IMPACT:

There is no staffing impact associated with this agenda item.



County of Stanislaus Treasury Pool
Monthly Investment Report
November 2008


The Stanislaus County Treasury Pool yield to maturity for November 2008 was 3.18%. The Average-Days-to-Maturity at the end of November was 252 days.

With our current cash flow and investment schedule, we will have sufficient cash to meet our historical cash needs for the next six months, through the end of May 2009.


The portfolio has been reviewed by both the Treasurer/Tax Collector and the Chief Deputy Treasurer for compliance with the investment policy. The Union Bank of California custodial statement has been reviewed by both the Treasurer/Tax Collector and the Chief Deputy Treasurer for accuracy and completeness. The custodial statement is the source of market valuation for securities held by our custodial agent. All other securities are valued at cost.


The Treasury Monthly Investment Report for November 2008 has been forwarded to the Treasury Oversight Committee members.


Dolores Sarenana, Chief Deputy Treasurer


Gordon B. Ford, Treasurer/Tax Collector

The County of Stanislaus Board of Supervisors has reviewed and accepted the November 2008 Treasurer's Monthly Investment Report.


Chairman, Board of Supervisors



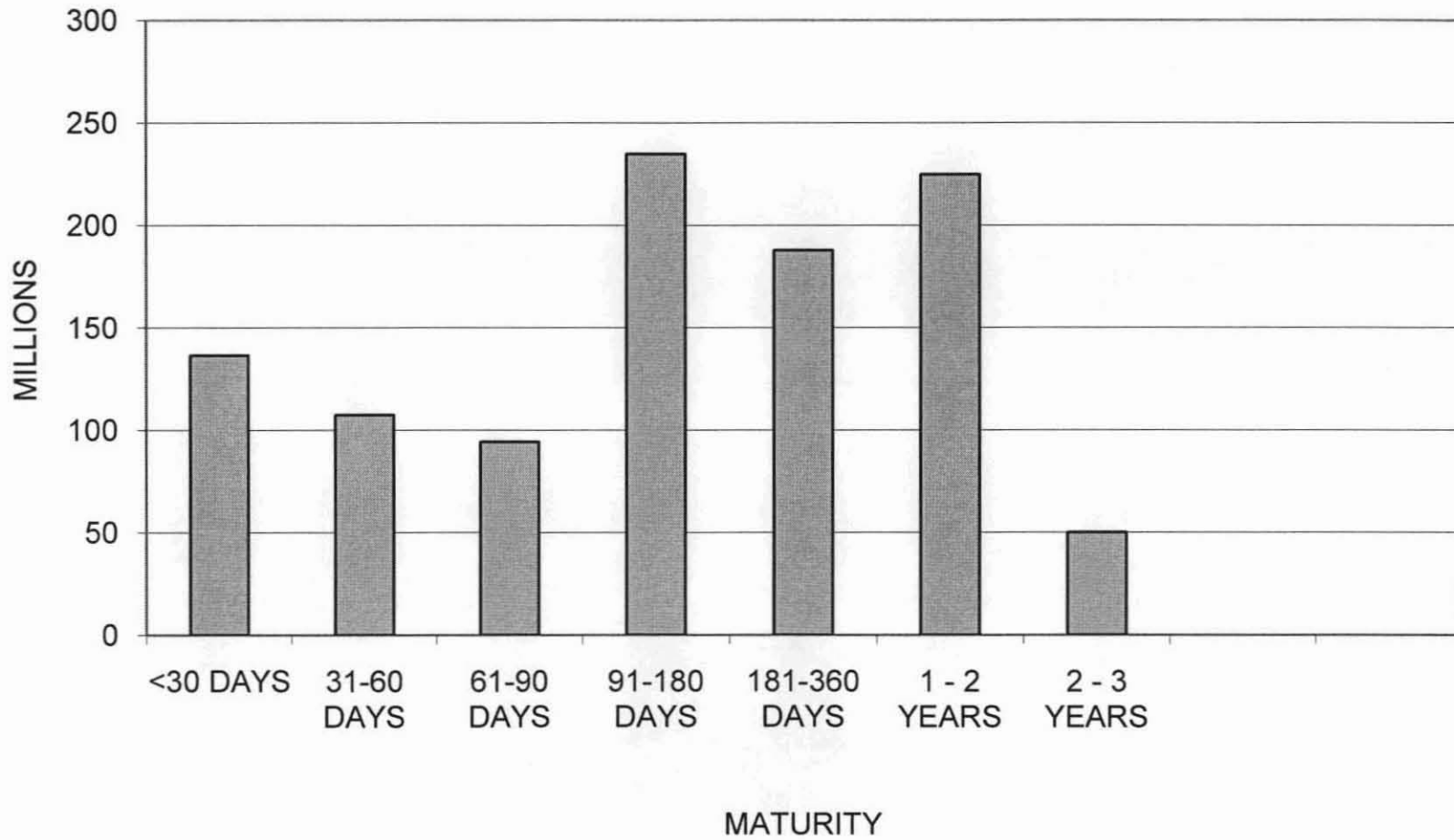
STANISLAUS COUNTY
SHORT-TERM INVESTMENT POOL SUMMARY
NOVEMBER 30, 2008

CASHFLOW:	NOVEMBER 08	YTD FY 09	NOVEMBER 07	YTD FY 08
BEG. CASH BALANCE	1,049,168,286.28	1,119,190,572.21	809,879,222.82	886,828,059.38
RECEIPTS	191,245,682.22	925,347,929.05	206,836,194.96	879,058,915.24
DISBURSEMENTS	(182,732,502.13)	(986,857,034.89)	(176,557,931.68)	(925,729,488.52)
ENDING CASH BALANCE	1,057,681,466.37	1,057,681,466.37	840,157,486.10	840,157,486.10

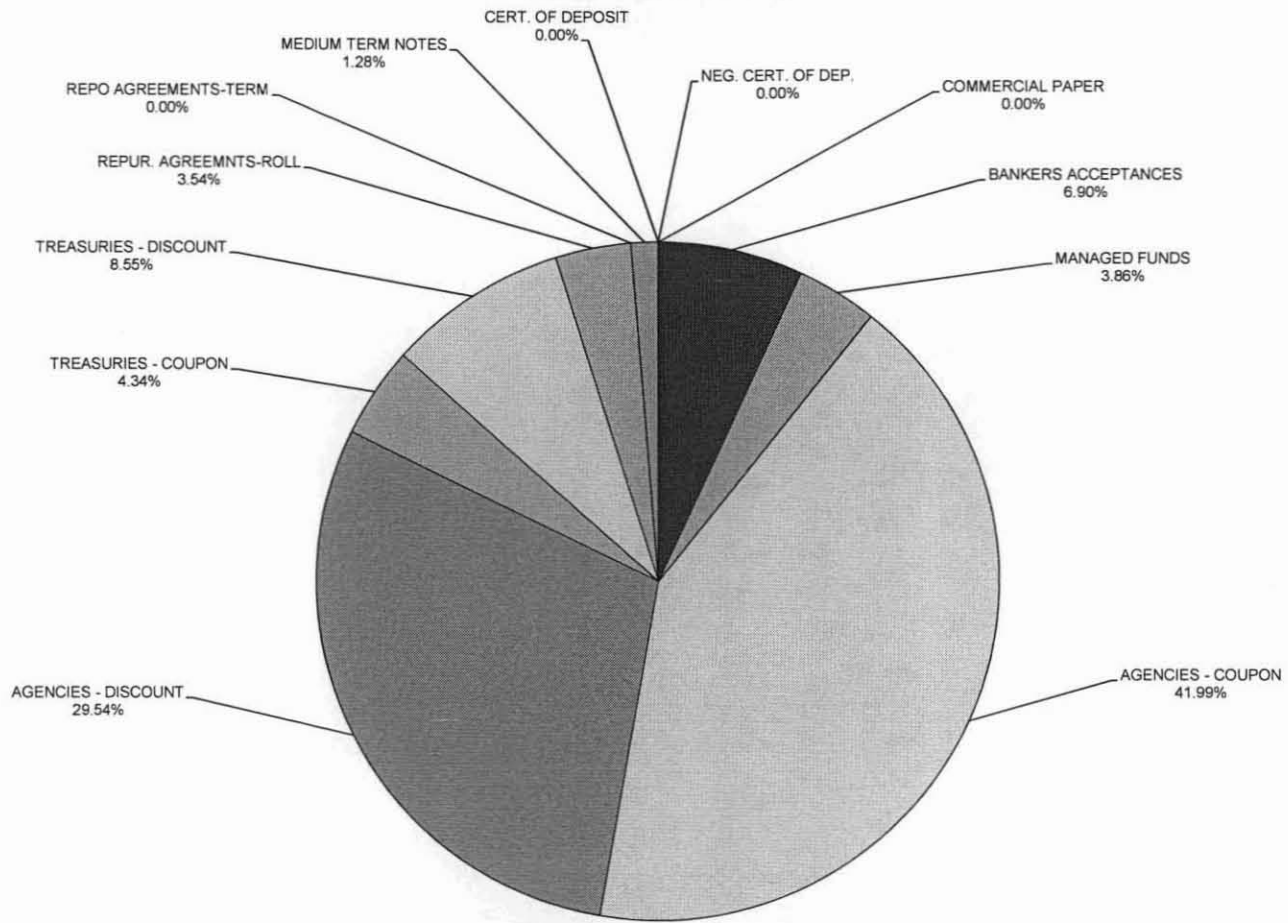
INTEREST INCOME:	NOVEMBER 08	YTD FY 09	NOVEMBER 07	YTD FY 08
INTEREST RECEIVED	2,370,800.42	13,741,263.75	2,757,048.79	15,813,441.92
TREASURY EXPENSE	(57,447.00)	(287,235.00)	(73,415.85)	(256,319.49)
NET DISTRIBUTION	2,313,353.42	13,454,028.75	2,683,632.94	15,557,122.43

BALANCE - 11/30/08:	DOLLAR COST	MARKET VALUE	MAX INVEST. AS % OF TOTAL	INVESTMENTS AS % OF TOTAL	MAX DAYS TO MATURE	AVG DAYS TO MATURE	YTM 360 EQUIV.
CERT. OF DEPOSIT	0.00	0.00	30.00%	0.00%	365	0	0.00%
NEG. CERT. OF DEP.	0.00	0.00	30.00%	0.00%	365	0	0.00%
COMMERCIAL PAPER	0.00	0.00	30.00%	0.00%	180	0	0.00%
BANKERS ACCEPTANCES	71,431,886.67	71,793,940.00	40.00%	6.90%	180	53	2.93%
MANAGED FUNDS	40,000,000.00	39,965,507.84		3.86%	1	1	2.53%
AGENCIES - COUPON	434,979,409.20	444,280,150.00		41.99%	1,825	408	4.24%
AGENCIES - DISCOUNT	306,009,972.22	309,103,500.00		29.54%	1,825	116	2.53%
TREASURIES - COUPON	44,993,726.75	46,252,300.00		4.34%	1,825	410	3.84%
TREASURIES - DISCOUNT	88,605,769.45	89,399,600.00		8.55%	1,825	285	1.63%
REPUR. AGREEMNTS-ROLL	36,680,783.62	36,680,783.62		3.54%	365	1	0.20%
REPO AGREEMENTS-TERM	0.00	0.00		0.00%	90	0	0.00%
MEDIUM TERM NOTES	13,236,051.16	12,798,796.80	30.00%	1.28%	1,825	93	3.42%
TOTAL INVESTMENTS	1,035,937,599.07	1,050,274,578.26		100.00%		252	3.18%
CASH/BANK BALANCES	21,743,867.30	21,743,867.30					
TOTAL	1,057,681,466.37	1,072,018,445.56					

**STANISLAUS COUNTY TREASURY POOL
MATURITY DISTRIBUTION
NOVEMBER 30, 2008**



**STANISLAUS COUNTY TREASURY POOL
ASSET DISTRIBUTION
NOVEMBER 30, 2008**



STANISLAUS COUNTY
INTEREST ON INVESTMENTS
MONTH: NOVEMBER 2008

DATE	90110/10 CERTIFICATE OF DEPOSIT	90115 COMMERCIAL PAPER	90120 BANKERS ACCEPTANC	90125 MANAGED FUNDS	90130/31 AGEN - COUP./DISC.	90132/33 TREAS - COUP./DISC.	90135 REPO AGREEMENT	90140 MED. TERM NOTES	SYMPRO TOTAL	ORACLE DEPOSITS	VAR.
1									0.00		0.00
2									0.00		0.00
3							17,249.97	146,875.00	164,124.97	164,124.97	0.00
4							150.52		150.52	150.52	0.00
5							110.10		110.10	110.10	0.00
6							78.27		78.27	78.27	0.00
7							51.19		51.19	51.19	0.00
8									0.00		0.00
9									0.00		0.00
10			335,252.52		537,500.00		317.04		873,069.56	873,069.56	0.00
11									0.00		0.00
12							347.29		347.29	347.29	0.00
13					258,888.89		89.27		258,978.16	258,978.16	0.00
14							221.81		221.81	221.81	0.00
15									0.00		0.00
16									0.00		0.00
17						550,000.00	467.82		550,467.82	550,467.82	0.00
18							137.19		137.19	137.19	0.00
19							178.76		178.76	178.76	0.00
20					98,958.33		138.38		99,096.71	99,096.71	0.00
21							304.60		304.60	304.60	0.00
22									0.00		0.00
23									0.00		0.00
24							2,087.90		2,087.90	2,087.90	0.00
25							1,273.32		1,273.32	1,273.32	0.00
26							70.25		70.25	70.25	0.00
27									0.00		0.00
28					430,135.01	(2,580.38)	127.01	(7,629.64)	420,052.00	420,052.00	0.00
29									0.00		0.00
30									0.00		0.00
TOTAL	0.00	0.00	335,252.52	0.00	1,325,482.23	547,419.62	23,400.69	139,245.36	2,370,800.42	2,370,800.42	0.00



**Stanislaus County Pool 2008/09
Portfolio Management
Portfolio Summary
November 30, 2008**

Investments	Par Value	Market Value	Book Value	% of Portfolio	Term	Days to Maturity	YTM 360 Equiv.	YTM 365 Equiv.
Bankers Acceptances -Amortizing	72,000,000.00	71,793,940.00	71,735,091.11	6.91	104	53	2.932	2.972
Managed Pool Accounts	40,000,000.00	39,965,507.84	40,000,000.00	3.85	1	1	2.533	2.568
Federal Agency Coupon Securities	435,000,000.00	444,280,150.00	434,979,409.20	41.90	922	408	4.238	4.297
Federal Agency Disc. -Amortizing	310,000,000.00	309,103,500.00	307,447,831.94	29.62	180	116	2.525	2.560
Treasury Coupon Securities	45,000,000.00	46,252,300.00	44,993,726.75	4.33	873	410	3.841	3.894
Treasury Discounts -Amortizing	90,000,000.00	89,399,600.00	88,952,115.98	8.57	350	285	1.628	1.651
Rolling Repurchase Agreements	36,680,783.62	36,680,783.62	36,680,783.62	3.53	1	1	0.200	0.203
Medium Term Notes	13,220,000.00	12,798,796.80	13,236,051.16	1.28	1,813	93	3.418	3.465
Investments	1,041,900,783.62	1,050,274,578.26	1,038,025,009.76	100.00%	538	252	3.181	3.225

Total Earnings	November 30 Month Ending	Fiscal Year To Date
Current Year	2,814,213.52	14,134,746.41
Average Daily Balance	1,031,825,732.80	1,024,149,542.00
Effective Rate of Return	3.32%	3.29%

Market Values have been reconciled to Union Bank of California Custody Statement and differ only by the amount of Accrued Interest at Purchase which has not been received. This figure can be found on the Investment Status Report.

Gordon B. Ford, Treasurer/Tax Collector

**Stanislaus County Pool 2008/09
Portfolio Management
Portfolio Details - Investments
November 30, 2008**

CUSIP	Investment #	Issuer	Average Balance	Purchase Date	Par Value	Market Value	Book Value	Stated Rate	YTM 360	YTM 365	Days to Maturity	Maturity Date
Bankers Acceptances -Amortizing												
06422RM20	2743	Bank of America		10/08/2008	20,000,000.00	19,999,200.00	19,997,888.89	3.800	3.822	3.875	1	12/02/2008
4662CON54	2727	J P Morgan & Co		07/16/2008	10,000,000.00	9,985,400.00	9,973,750.00	2.700	2.735	2.773	35	01/05/2009
06422RN78	2755	Bank of America		10/30/2008	5,000,000.00	4,992,300.00	4,985,611.11	2.800	2.815	2.854	37	01/07/2009
06422RN94	2752	Bank of America		10/30/2008	5,000,000.00	4,991,900.00	4,984,833.33	2.800	2.816	2.855	39	01/09/2009
06422RNN3	2758	Bank of America		11/03/2008	8,000,000.00	7,976,000.00	7,972,844.44	2.350	2.362	2.395	52	01/22/2009
06422RNW3	2759	Bank of America		11/03/2008	6,000,000.00	5,979,180.00	5,976,500.00	2.350	2.364	2.396	60	01/30/2009
06422RQJ9	2753	Bank of America		10/30/2008	5,000,000.00	4,992,300.00	4,957,645.84	2.850	2.882	2.922	107	03/18/2009
06422RQQ3	2754	Bank of America		10/30/2008	5,000,000.00	4,960,300.00	4,955,270.84	2.850	2.883	2.923	113	03/24/2009
06422RRT6	2760	Bank of America		11/10/2008	8,000,000.00	7,917,360.00	7,930,746.66	2.120	2.141	2.171	147	04/27/2009
Subtotal and Average			0.00		72,000,000.00	71,793,940.00	71,735,091.11		2.932	2.972	53	
Managed Pool Accounts												
SYS61	61	Local Agency Investment Fund			40,000,000.00	39,965,507.84	40,000,000.00	2.568	2.533	2.568	1	
Subtotal and Average			40,000,000.00		40,000,000.00	39,965,507.84	40,000,000.00		2.533	2.568	1	
Federal Agency Coupon Securities												
3133XE4S5	2521	Federal Home Loan Bank		12/07/2005	20,000,000.00	20,006,200.00	20,000,000.00	4.750	4.685	4.750	4	12/05/2008
3133XSDJ4	2741	Federal Home Loan Bank		09/26/2008	30,000,000.00	30,084,300.00	30,000,000.00	3.250	3.205	3.250	44	01/14/2009
31359MEK5	2598	Federal National Mortgage Asso		06/15/2006	20,000,000.00	20,100,000.00	19,996,688.17	5.250	5.321	5.395	45	01/15/2009
31331XRJ3	2639	Federal Farm Credit Bank		03/09/2007	20,000,000.00	20,206,200.00	20,011,410.10	5.000	4.695	4.760	91	03/02/2009
31331XRJ3	2640	Federal Farm Credit Bank		03/09/2007	20,000,000.00	20,206,200.00	20,011,410.10	5.000	4.695	4.760	91	03/02/2009
3133XFRU2	2595	Federal Home Loan Bank		06/02/2006	50,000,000.00	51,015,500.00	50,000,000.00	5.230	5.158	5.230	183	06/02/2009
3133XMPR6	2668	Federal Home Loan Bank		10/16/2007	25,000,000.00	25,601,500.00	25,000,000.00	4.590	4.527	4.590	319	10/16/2009
3133XRFQ8	2718	Federal Home Loan Bank		06/02/2008	50,000,000.00	50,531,500.00	50,000,000.00	3.070	3.027	3.069	379	12/15/2009
3128X5SS8	2634	Federal Home Loan Mortgage Co		12/14/2006	25,000,000.00	25,807,000.00	25,000,000.00	4.635	4.574	4.637	479	03/25/2010
3133XMA50	2662	Federal Home Loan Bank		08/30/2007	25,000,000.00	26,047,000.00	25,000,000.00	4.780	4.717	4.782	576	06/30/2010
31331Y3L2	2726	Federal Farm Credit Bank		07/15/2008	25,000,000.00	25,422,000.00	25,000,000.00	3.200	3.156	3.200	591	07/15/2010
3128X5ST6	2631	Federal Home Loan Mortgage Co		12/13/2006	25,000,000.00	26,018,250.00	25,000,000.00	4.650	4.588	4.652	666	09/28/2010
3136F8BL8	2635	Federal National Mortgage Asso		12/19/2006	25,000,000.00	26,039,000.00	25,000,000.00	4.660	4.598	4.662	666	09/28/2010
31331YDG2	2675	Federal Farm Credit Bank		11/08/2007	25,000,000.00	25,859,500.00	25,000,000.00	4.300	4.241	4.300	707	11/08/2010
31331YGP9	2768	Federal Farm Credit Bank		12/05/2007	25,000,000.00	25,578,250.00	24,962,274.51	3.750	3.778	3.830	735	12/06/2010
31331YZ86	2733	Federal Farm Credit Bank		06/25/2008	25,000,000.00	25,757,750.00	24,997,626.32	3.875	3.827	3.880	997	08/25/2011
Subtotal and Average			24,961,520.00		435,000,000.00	444,280,150.00	434,979,409.20		4.238	4.297	408	
Federal Agency Disc. -Amortizing												

Portfolio POOL
AC

**Stanislaus County Pool 2008/09
Portfolio Management
Portfolio Details - Investments
November 30, 2008**

CUSIP	Investment #	Issuer	Average Balance	Purchase Date	Par Value	Market Value	Book Value	Stated Rate	YTM 360	YTM 365	Days to Maturity	Maturity Date
Federal Agency Disc. -Amortizing												
313588V28	2749	Federal National Mortgage Asso		10/15/2008	20,000,000.00	19,998,000.00	19,976,666.67	1.500	1.505	1.526	28	12/29/2008
313385BE5	2739	Federal Home Loan Bank		09/25/2008	30,000,000.00	29,982,000.00	29,847,583.33	3.100	3.134	3.178	59	01/29/2009
313589BS1	2742	Federal National Mortgage Asso		10/03/2008	30,000,000.00	29,973,000.00	29,834,333.34	2.800	2.829	2.868	71	02/10/2009
313397CA7	2757	Freddie Mac		11/03/2008	25,000,000.00	24,975,000.00	24,901,250.00	1.800	1.810	1.835	79	02/18/2009
313589CJ0	2717	Federal National Mortgage Asso		05/29/2008	30,000,000.00	29,967,000.00	29,827,450.00	2.380	2.457	2.491	87	02/26/2009
313385CX2	2761	Federal Home Loan Bank		11/12/2008	20,000,000.00	19,956,000.00	19,941,111.11	1.060	1.064	1.079	100	03/11/2009
313385DS2	2756	Federal Home Loan Bank		10/31/2008	25,000,000.00	24,935,000.00	24,789,270.83	2.550	2.577	2.613	119	03/30/2009
313385EK8	2740	Federal Home Loan Bank		09/26/2008	25,000,000.00	24,905,000.00	24,683,611.11	3.350	3.436	3.483	136	04/16/2009
313385EZ5	2751	Federal Home Loan Bank		10/28/2008	30,000,000.00	29,874,000.00	29,625,000.00	3.000	3.080	3.123	150	04/30/2009
313589FW8	2750	Federal National Mortgage Asso		10/21/2008	30,000,000.00	29,844,000.00	29,593,875.00	2.850	2.930	2.970	171	05/21/2009
313385GD2	2762	Federal Home Loan Bank		11/19/2008	20,000,000.00	19,892,000.00	19,831,888.89	1.700	1.726	1.750	178	05/28/2009
313385HV1	2725	Federal Home Loan Bank		07/08/2008	25,000,000.00	24,802,500.00	24,595,791.66	2.670	2.763	2.802	218	07/07/2009
Subtotal and Average			20,556,691.48		310,000,000.00	309,103,500.00	307,447,831.94		2.525	2.560	116	
Treasury Coupon Securities												
9128275G3	2604	U S Treasury Securities		06/29/2006	20,000,000.00	20,443,800.00	20,021,831.89	5.500	5.162	5.234	165	05/15/2009
912828JF8	2729	U S Treasury Securities		07/31/2008	25,000,000.00	25,808,500.00	24,971,894.86	2.750	2.781	2.820	607	07/31/2010
Subtotal and Average			24,971,223.49		45,000,000.00	46,252,300.00	44,993,726.75		3.841	3.894	410	
Treasury Discounts -Amortizing												
912795Q87	2728	U S Treasury Securities		07/23/2008	25,000,000.00	24,889,750.00	24,673,104.17	2.210	2.279	2.310	213	07/02/2009
912795S28	2735	U S Treasury Securities		08/28/2008	25,000,000.00	24,856,250.00	24,604,906.25	2.115	2.179	2.210	269	08/27/2009
912795S44	2764	U S Treasury Securities		11/25/2008	20,000,000.00	19,830,600.00	19,844,722.23	0.860	0.877	0.889	325	10/22/2009
912795S51	2763	U S Treasury Securities		11/25/2008	20,000,000.00	19,823,000.00	19,829,383.33	0.870	0.888	0.900	353	11/19/2009
Subtotal and Average			7,934,340.56		90,000,000.00	89,399,600.00	88,952,115.98		1.628	1.651	285	
Rolling Repurchase Agreements												
SYS2524	2524	Citigroup Global Markets Tri-P		12/02/2005	0.00	0.00	0.00					
SYS1766	1766	Paine Webber Tri-Party Repo		07/26/2002	36,680,783.62	36,680,783.62	36,680,783.62	0.200	0.200	0.203	1	
Subtotal and Average			0.00		36,680,783.62	36,680,783.62	36,680,783.62		0.200	0.203	1	
Repurchase Agreements - Term												
Subtotal and Average			2,000,000.00									
Medium Term Notes												

**Stanislaus County Pool 2008/09
Portfolio Management
Portfolio Details - Investments
November 30, 2008**

CUSIP	Investment #	Issuer	Average Balance	Purchase Date	Par Value	Market Value	Book Value	Stated Rate	YTM 360	YTM 365	Days to Maturity	Maturity Date
Medium Term Notes												
441812GE8	2079	HSBC		02/26/2004	4,220,000.00	4,198,646.80	4,234,150.67	5.875	3.607	3.657	62	02/01/2009
90331HJK0	2085	U S Bank		03/05/2004	2,000,000.00	1,998,400.00	1,999,645.52	3.400	3.429	3.477	91	03/02/2009
90331HJK0	2111	U S Bank		03/31/2004	2,000,000.00	1,998,400.00	2,001,348.30	3.400	3.066	3.109	91	03/02/2009
459745FL4	2112	International Lease Finance		04/01/2004	5,000,000.00	4,603,350.00	5,000,906.67	3.500	3.393	3.440	121	04/01/2009
Subtotal and Average			13,239,738.81		13,220,000.00	12,798,796.80	13,236,051.16		3.418	3.465	93	
Total and Average			133,663,514.34		1,041,900,783.62	1,050,274,578.26	1,038,025,009.76		3.181	3.225	252	

**Stanislaus County Pool 2008/09
Portfolio Management
Activity By Type
November 1, 2008 through November 30, 2008**

CUSIP	Investment #	Issuer	Stated Rate	Transaction Date	Purchases or Deposits	Redemptions or Withdrawals	Balance
Bankers Acceptances -Amortizing							
06422RLA3	2716	Bank of America	2.500	11/10/2008	0.00	28,067,653.00	
06422RNN3	2758	Bank of America	2.350	11/03/2008	7,958,222.22	0.00	
06422RNW3	2759	Bank of America	2.350	11/03/2008	5,965,533.33	0.00	
06422RRT6	2760	Bank of America	2.120	11/10/2008	7,920,853.33	0.00	
Subtotal					21,844,608.88	28,067,653.00	71,735,091.11
Managed Pool Accounts (Monthly Summary)							
Subtotal							40,000,000.00
Federal Agency Coupon Securities							
Subtotal							434,979,409.20
Federal Agency Disc. -Amortizing							
313384Q36	2738	Federal Home Loan Bank	2.500	11/20/2008	0.00	25,000,000.00	
313385CX2	2761	Federal Home Loan Bank	1.060	11/12/2008	19,929,922.22	0.00	
313385GD2	2762	Federal Home Loan Bank	1.700	11/19/2008	19,820,555.56	0.00	
313588R31	2689	Federal National Mortgage Asso	2.535	11/28/2008	0.00	20,000,000.00	
313588P41	2695	Federal National Mortgage Asso	2.000	11/13/2008	0.00	20,000,000.00	
313397CA7	2757	Freddie Mac	1.800	11/03/2008	24,866,250.00	0.00	
Subtotal					64,616,727.78	65,000,000.00	307,447,831.94
Treasury Coupon Securities							
Subtotal							44,993,726.75
Treasury Discounts -Amortizing							
912795S51	2763	U S Treasury Securities	0.870	11/25/2008	19,826,483.33	0.00	
912795S44	2764	U S Treasury Securities	0.860	11/25/2008	19,841,855.56	0.00	
Subtotal					39,668,338.89	0.00	88,952,115.98
Rolling Repurchase Agreements							
SYS1766	1766	Paine Webber Tri-Party Repo	0.020		150,756,734.02	155,250,000.00	
Subtotal					150,756,734.02	155,250,000.00	36,680,783.62
Repurchase Agreements - Term							
SYS2748	2748	Paine Webber Tri-Party Repo	1.000	11/03/2008	0.00	30,000,000.00	

**Stanislaus County Pool 2008/09
Portfolio Management
Activity By Type
November 1, 2008 through November 30, 2008**

CUSIP	Investment #	Issuer	Stated Rate	Transaction Date	Purchases or Deposits	Redemptions or Withdrawals	Balance
Subtotal					0.00	30,000,000.00	0.00
Medium Term Notes							
239753DM5	2104	Dayton Hudson	5.875	11/01/2008	0.00	5,000,000.00	
Subtotal					0.00	5,000,000.00	13,236,051.16
Total					276,886,409.57	283,317,653.00	1,038,025,009.76

**Stanislaus County Pool 2008/09
Portfolio Management
Activity Summary
November 2007 through November 2008**

Month End	Year	Number of Securities	Total Invested	Yield to Maturity		Managed Pool Rate	Number of Investments Purchased	Number of Investments Redeemed	Average Term	Average Days to Maturity
				360 Equivalent	365 Equivalent					
November	2007	43	822,827,419.51	4.780	4.846	5.240	5	3	644	321
December	2007	46	910,135,989.22	4.666	4.731	5.240	7	4	612	310
January	2008	47	879,682,663.97	4.435	4.496	4.960	6	5	641	319
February	2008	44	898,979,073.39	4.217	4.276	4.960	2	5	614	296
March	2008	47	939,684,504.19	3.934	3.989	4.960	5	2	603	281
April	2008	55	1,185,499,997.48	3.394	3.441	3.110	13	5	473	215
May	2008	53	1,161,557,060.89	3.383	3.430	3.110	5	7	474	208
June	2008	52	1,113,167,929.44	3.358	3.405	3.110	5	6	508	247
July	2008	49	1,031,757,643.40	3.303	3.349	2.770	5	8	567	290
August	2008	46	1,000,030,757.28	3.276	3.322	2.770	3	6	569	282
September	2008	44	1,010,965,336.16	3.284	3.330	2.770	5	6	554	267
October	2008	48	1,043,489,624.55	3.253	3.298	2.770	11	7	536	255
November	2008	50	1,038,025,009.76	3.181	3.225	2.568	8	6	538	252
Average		48	1,002,754,077.63	3.728%	3.780%	3.718%	6	5	564	273

**Stanislaus County Pool 2008/09
Portfolio Management
Distribution of Investments By Type
November 2007 through November 2008**

Security Type	November 2007	December 2007	January 2008	February 2008	March 2008	April 2008	May 2008	June 2008	July 2008	August 2008	September 2008	October 2008	November 2008	Average by Period
Certificates of Deposit - Bank														
Negotiable CDs	4.9	4.4	2.3											0.9%
Commercial Paper Disc. -Amortizing	7.3	6.6					3.4	3.6						1.6%
Bankers Acceptances -Amortizing						4.7	7.2	7.5	5.6	5.8	5.7	7.5	6.9	3.9%
Managed Pool Accounts	4.9	4.4	4.6	4.5	4.3	3.4	3.4	3.6	3.9	4.0	4.0	3.8	3.9	4.0%
Federal Agency Coupon Securities	45.0	41.2	42.7	41.7	39.9	30.0	30.6	34.1	39.3	40.5	43.0	41.7	41.9	39.4%
Federal Agency Disc. -Amortizing	12.0	17.3	30.3	31.9	40.0	35.2	37.6	40.2	41.0	35.3	32.0	29.4	29.6	31.7%
Treasury Coupon Securities	7.3	6.6	6.8	6.7	6.4	5.1	3.5	3.6	4.4	4.5	4.5	4.3	4.3	5.2%
Treasury Discounts -Amortizing									2.4	4.9	4.9	4.7	8.6	2.0%
Rolling Repurchase Agreements	6.0	8.0	1.8	11.1	5.4	6.0	6.4	4.5	1.0	2.8	4.2	4.0	3.5	5.0%
Repurchase Agreements - Term	7.3	6.6	6.8			12.7	5.2					2.9		3.2%
Medium Term Notes	5.4	4.9	4.8	4.1	3.9	3.1	2.7	2.9	2.6	2.2	1.8	1.8	1.3	3.2%

**Stanislaus County Pool 2008/09
Portfolio Management
Interest Earnings Summary
November 30, 2008**

	November 30 Month Ending	Fiscal Year To Date
CD/Coupon/Discount Investments:		
Interest Collected	1,251,041.67	6,464,656.31
Plus Accrued Interest at End of Period	6,371,412.72	6,371,412.72
Less Accrued Interest at Beginning of Period	(5,866,447.85)	(4,093,984.77)
Less Accrued Interest at Purchase During Period	(0.00)	(0.00)
Interest Earned during Period	1,756,006.54	8,742,084.26
Adjusted by Premiums and Discounts	966,628.64	4,675,724.84
Adjusted by Capital Gains or Losses	0.00	0.00
Earnings during Periods	2,722,635.18	13,417,809.10
Pass Through Securities:		
Interest Collected	0.00	0.00
Plus Accrued Interest at End of Period	0.00	0.00
Less Accrued Interest at Beginning of Period	(0.00)	(0.00)
Less Accrued Interest at Purchase During Period	(0.00)	(0.00)
Interest Earned during Period	0.00	0.00
Adjusted by Premiums and Discounts	0.00	0.00
Adjusted by Capital Gains or Losses	0.00	0.00
Earnings during Periods	0.00	0.00
Cash/Checking Accounts:		
Interest Collected	6,734.02	851,861.79
Plus Accrued Interest at End of Period	178,339.80	178,339.80
Less Accrued Interest at Beginning of Period	(93,495.48)	(313,264.28)
Interest Earned during Period	91,578.34	716,937.31
Total Interest Earned during Period	1,847,584.88	9,459,021.57
Total Adjustments from Premiums and Discounts	966,628.64	4,675,724.84
Total Capital Gains or Losses	0.00	0.00
Total Earnings during Period	2,814,213.52	14,134,746.41