

*Jegan L. Raja*

THE BOARD OF SUPERVISORS OF THE COUNTY OF STANISLAUS  
ACTION AGENDA SUMMARY

DEPT: Treasurer-Tax Collector

BOARD AGENDA # \*B-10

Urgent

Routine

AGENDA DATE Nov. 25, 2008

CEO Concurs with Recommendation YES  NO

4/5 Vote Required YES  NO

(Information Attached)

SUBJECT:

Acceptance of the Stanislaus County Treasury Pool's October 2008 Monthly Investment Report

STAFF RECOMMENDATIONS:

1. Accept the Stanislaus County Treasury Pool's October 2008 Monthly Investment Report. The report was prepared by the Stanislaus County Treasurer-Tax Collector's Office and reviewed for conformity with the Stanislaus County Treasury Pool Investment Policy by the Treasurer-Tax Collector and has been distributed to the Stanislaus County Treasury Pool Oversight Committee.
2. Authorize the Chairman of the Board of Supervisors to sign on behalf of the Board that the report has been reviewed and accepted.

FISCAL IMPACT:

The local Investment Policy mandates preparation, review, and acceptance of the investment report. As part of the administration of the Pool, costs associated with the report (estimated at approximately \$800 per month) are deducted from interest earnings before distribution is made to the participating agency's funds. The estimated impact to the General Fund is approximately \$175 per month.

BOARD ACTION AS FOLLOWS:

No. 2008-806

On motion of Supervisor O'Brien, Seconded by Supervisor Grover

and approved by the following vote,

Ayes: Supervisors: O'Brien, Grover, Monteith, and Vice Chairman DeMartini

Noes: Supervisors: None

Excused or Absent: Supervisors: Mayfield

Abstaining: Supervisor: None

1) X Approved as recommended

2) \_\_\_\_\_ Denied

3) \_\_\_\_\_ Approved as amended

4) \_\_\_\_\_ Other:

MOTION:

*Christine Ferraro*

ATTEST: CHRISTINE FERRARO TALLMAN, Clerk

File No.

**Acceptance of the Stanislaus County Treasury Pool's October 2008  
Monthly Investment Report  
Page 2**

**DISCUSSION:**

On April 16, 1996, the Board of Supervisors passed Ordinance sections 2.30.01 to 2.30.04. These provided for a comprehensive policy of investment delegation and oversight, including delegation of day-to-day investment to the County Treasurer-Tax Collector, qualifications for the Office of County Treasurer-Tax Collector, and the establishment of a Treasury Pool Oversight Committee. Effective March 31, 2008, the Board of Supervisors reviewed and adopted the Investment Policy. This Policy was prepared by the Stanislaus County Treasurer-Tax Collector and reviewed for conformity with California State law by the Treasury Oversight Committee members (comprised of the County Auditor-Controller, the County Superintendent of Schools' designee, Deputy Superintendent with Modesto City Schools, and a member of the public familiar with investments).

The Investment Policy includes language that mandates the preparation of the monthly report and provides guidelines on its contents. Each monthly report contains a summary along with sufficient detail to show investment activity and compliance with legal and policy directives. The report was prepared by the Stanislaus County Treasurer-Tax Collector's Office and reviewed for conformity with the Stanislaus County Treasury Pool Investment Policy by the Treasurer-Tax Collector and has been distributed to the Treasury Pool Oversight Committee.

Upon acceptance and signature of the Chairman, the report can be viewed on the Stanislaus County Treasurer-Tax Collector's Office website.

**POLICY ISSUES:**

Section 2.30.04 of the Stanislaus County Code establishes the Treasury Oversight Committee. Section 27133(e) of the Government Code requires that the Treasurer of any county having an Oversight Committee prepares an investment report for said Committee.

Approval of this agenda item will support the Board's priority of efficient delivery of public services.

**STAFFING IMPACT:**

There is no staffing impact associated with this agenda item.



**OFFICE OF TREASURER/TAX COLLECTOR**

**Gordon B. Ford**  
Treasurer/Tax Collector

PO Box 3052, Modesto, CA 95353-3052  
Phone: 209.525.6524 Fax: 209.525.4333

**County of Stanislaus Treasury Pool**  
Monthly Investment Report  
October 2008

The Stanislaus County Treasury Pool yield to maturity for October 2008 was 3.25%. The Average-Days-to-Maturity at the end of October was 255 days.

With our current cash flow and investment schedule, we will have sufficient cash to meet our historical cash needs for the next six months, through the end of April 2009.

The portfolio has been reviewed by both the Assistant Treasurer and the Chief Deputy Treasurer for compliance with the investment policy. The Union Bank of California custodial statement has been reviewed by both the Assistant Treasurer and the Chief Deputy Treasurer for accuracy and completeness. The custodial statement is the source of market valuation for securities held by our custodial agent. All other securities are valued at cost.


The Treasury Monthly Investment Report for October 2008 has been forwarded to the Treasury Oversight Committee members.

Dolores Sarenana, Chief Deputy Treasurer

Jegan L. Raja, Assistant Treasurer/Tax Collector

The County of Stanislaus Board of Supervisors has reviewed and accepted the October 2008 Treasurer's Monthly Investment Report.

Jim DeMartini Vice-Chairman



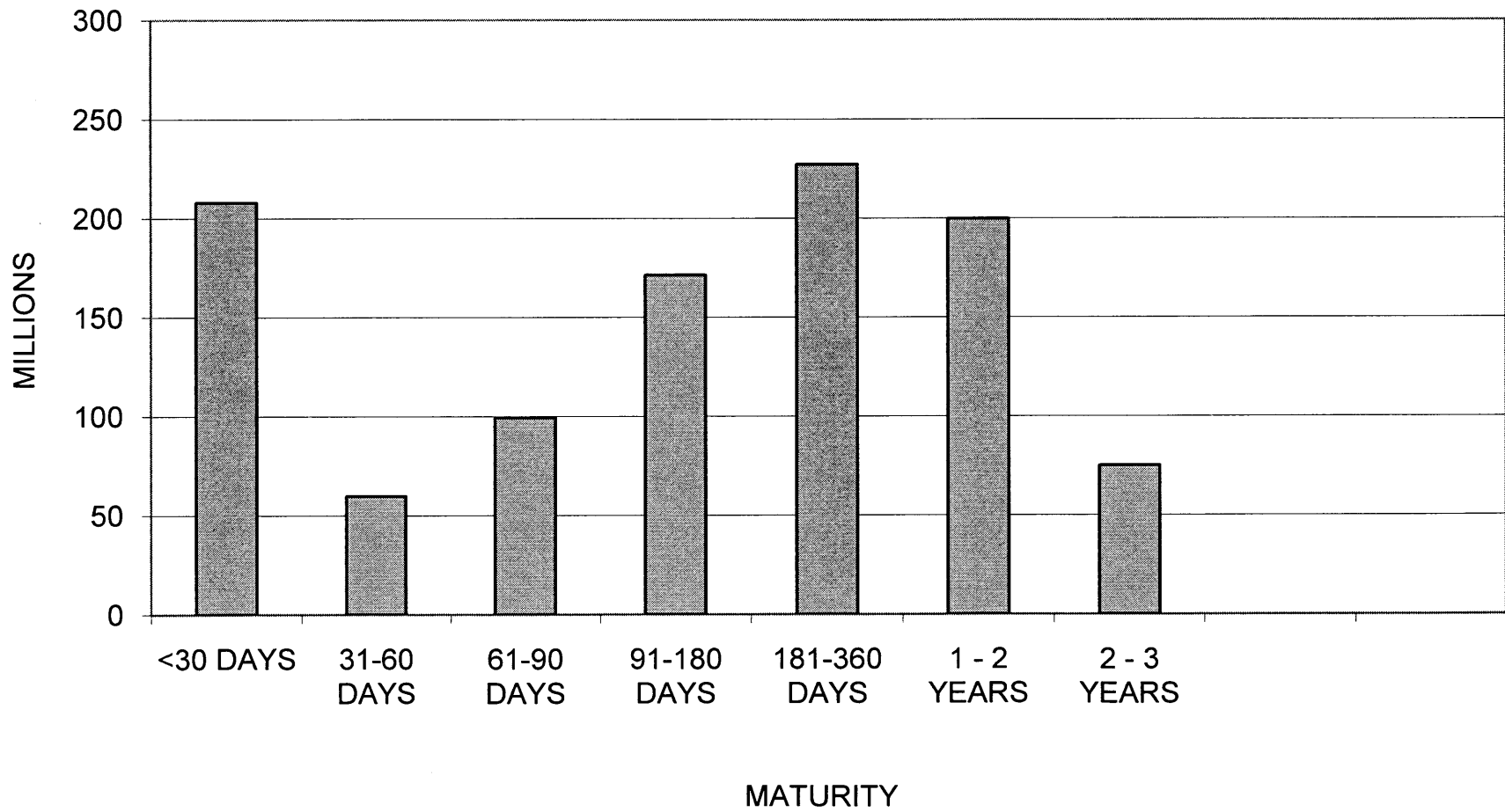
STANISLAUS COUNTY  
SHORT-TERM INVESTMENT POOL SUMMARY  
OCTOBER 31, 2008

CASHFLOW:	OCTOBER 08	YTD FY 09	OCTOBER 07	YTD FY 08
BEG. CASH BALANCE	1,019,181,423.41	1,119,190,572.21	782,068,390.03	886,828,059.38
RECEIPTS	227,631,320.02	734,102,246.83	215,341,546.88	672,222,720.28
DISBURSEMENTS	(197,644,457.15)	(804,124,532.76)	(187,530,714.09)	(749,171,556.84)
ENDING CASH BALANCE	1,049,168,286.28	1,049,168,286.28	809,879,222.82	809,879,222.82

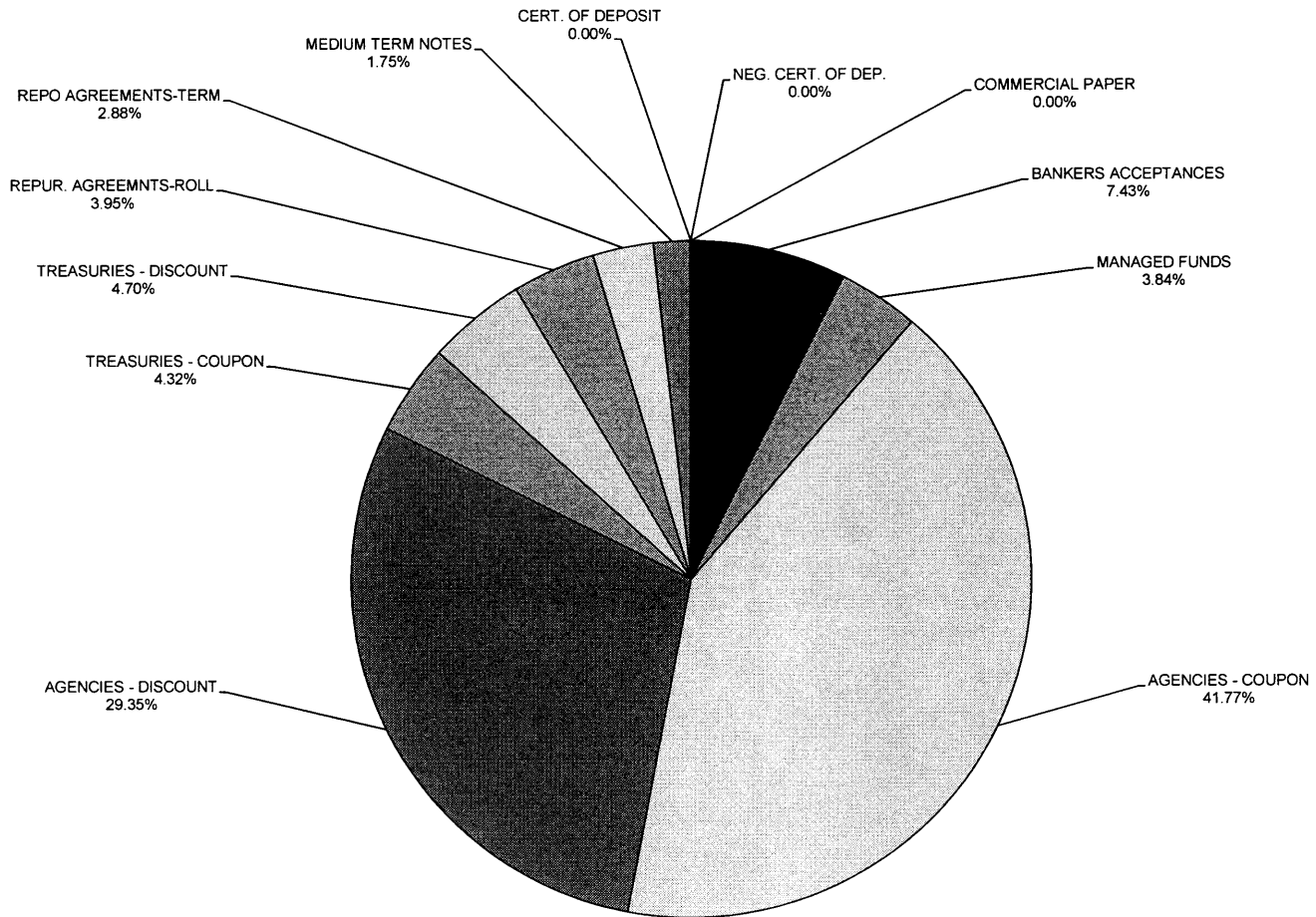
INTEREST INCOME:	OCTOBER 08	YTD FY 09	OCTOBER 07	YTD FY 08
INTEREST RECEIVED	2,764,857.57	11,370,463.33	2,361,805.98	13,056,393.13
TREASURY EXPENSE	(57,447.00)	(229,788.00)	(37,927.31)	(182,930.64)
NET DISTRIBUTION	2,707,410.57	11,140,675.33	2,323,878.67	12,873,462.49

BALANCE - 10/31/08:	DOLLAR COST	MARKET VALUE	MAX INVEST. AS % OF TOTAL	INVESTMENTS AS % OF TOTAL	MAX DAYS TO MATURE	AVG DAYS TO MATURE	YTM 360 EQUIV.
CERT. OF DEPOSIT	0.00	0.00	30.00%	0.00%	365	0	0.00%
NEG. CERT. OF DEP.	0.00	0.00	30.00%	0.00%	365	0	0.00%
COMMERCIAL PAPER	0.00	0.00	30.00%	0.00%	180	0	0.00%
BANKERS ACCEPTANCES	77,319,678.27	77,756,920.38	40.00%	7.43%	180	46	2.97%
MANAGED FUNDS	40,000,000.00	39,965,507.84		3.84%	1	1	2.73%
AGENCIES - COUPON	434,983,040.86	440,046,700.00		41.77%	1,825	438	4.24%
AGENCIES - DISCOUNT	305,601,630.55	307,979,000.00		29.35%	1,825	119	2.70%
TREASURIES - COUPON	44,996,307.13	46,028,850.00		4.32%	1,825	440	3.84%
TREASURIES - DISCOUNT	48,937,430.56	49,564,750.00		4.70%	1,825	271	2.23%
REPUR. AGREEMNTS-ROLL	41,174,049.60	41,174,049.60		3.95%	365	1	0.17%
REPO AGREEMENTS-TERM	30,000,000.00	30,000,000.00		2.88%	90	2	1.00%
MEDIUM TERM NOTES	18,243,680.80	17,685,787.80	30.00%	1.75%	1,825	89	3.33%
TOTAL INVESTMENTS	1,041,255,817.77	1,050,201,565.62		100.00%		255	3.25%
CASH/BANK BALANCES	7,912,468.51	7,912,468.51					
TOTAL	1,049,168,286.28	1,058,114,034.13					

**STANISLAUS COUNTY TREASURY POOL  
MATURITY DISTRIBUTION  
OCTOBER 31, 2008**



**STANISLAUS COUNTY TREASURY POOL  
ASSET DISTRIBUTION  
OCTOBER 31, 2008**




STANISLAUS COUNTY

INTEREST ON INVESTMENTS

MONTH: OCTOBER 2008

DATE	90110/10 CERTIFICATE OF DEPOSIT	90115 COMMERCIAL PAPER	90120 BANKERS ACCEPTANC	90125 MANAGED FUNDS	90130/31 AGEN - COUP./DISC.	90132/33 TREAS - COUP./DISC.	90135 REPO AGREEMENT	90140 MED. TERM NOTES	SYMPRO TOTAL	ORACLE DEPOSITS	VAR.
1			239,933.33				1,066.29	87,500.00	328,499.62	328,499.62	0.00
2							544.42		544.42	544.42	0.00
3							392.94		392.94	392.94	0.00
4									0.00		0.00
5									0.00		0.00
6							179.03		179.03	179.03	0.00
7					222,133.33		31.89		222,165.22	222,165.22	0.00
8					63,888.89		297.64		64,186.53	64,186.53	0.00
9							1,741.46		1,741.46	1,741.46	0.00
10							1,497.38		1,497.38	1,497.38	0.00
11									0.00		0.00
12									0.00		0.00
13									0.00		0.00
14					645,944.44		1,219.95		647,164.39	647,164.39	0.00
15				279,533.61			536.35		280,069.96	280,069.96	0.00
16					573,750.00		795.45		574,545.45	574,545.45	0.00
17							863.52		863.52	863.52	0.00
18									0.00		0.00
19									0.00		0.00
20					288,972.22		1,920.90		290,893.12	290,893.12	0.00
21							1,068.21		1,068.21	1,068.21	0.00
22							722.16		722.16	722.16	0.00
23					293,180.56		725.87		293,906.43	293,906.43	0.00
24							1,594.40		1,594.40	1,594.40	0.00
25									0.00		0.00
26									0.00		0.00
27							3,872.22		3,872.22	3,872.22	0.00
28							1,711.22		1,711.22	1,711.22	0.00
29							703.83		703.83	703.83	0.00
30							880.61		880.61	880.61	0.00
31					68,264.18	(2,666.40)	262.08	(18,204.41)	47,655.45	47,655.45	0.00
TOTAL	0.00	0.00	239,933.33	279,533.61	2,156,133.62	(2,666.40)	22,627.82	69,295.59	2,764,857.57	2,764,857.57	0.00



Stanislaus County

**Stanislaus County Pool 2008/09  
Portfolio Management  
Portfolio Summary  
October 31, 2008**

<b>Investments</b>	<b>Par Value</b>	<b>Market Value</b>	<b>Book Value</b>	<b>% of Portfolio</b>	<b>Term</b>	<b>Days to Maturity</b>	<b>YTM 360 Equiv.</b>	<b>YTM 365 Equiv.</b>
Bankers Acceptances -Amortizing	78,067,653.00	77,756,920.38	77,772,194.08	7.45	125	46	2.969	3.010
Managed Pool Accounts	40,000,000.00	39,965,507.84	40,000,000.00	3.83	1	1	2.732	2.770
Federal Agency Coupon Securities	435,000,000.00	440,046,700.00	434,983,040.86	41.69	922	438	4.238	4.297
Federal Agency Disc. -Amortizing	310,000,000.00	307,979,000.00	307,132,445.83	29.43	191	119	2.704	2.741
Treasury Coupon Securities	45,000,000.00	46,028,850.00	44,996,307.13	4.31	873	440	3.841	3.894
Treasury Discounts -Amortizing	50,000,000.00	49,564,750.00	49,187,906.25	4.71	354	271	2.229	2.260
Rolling Repurchase Agreements	41,174,049.60	41,174,049.60	41,174,049.60	3.95	1	1	0.170	0.172
Repurchase Agreements - Term	30,000,000.00	30,000,000.00	30,000,000.00	2.87	20	2	1.000	1.014
Medium Term Notes	18,220,000.00	17,685,787.80	18,243,680.80	1.75	1,776	89	3.327	3.373
<b>Investments</b>	<b>1,047,461,702.60</b>	<b>1,050,201,565.62</b>	<b>1,043,489,624.55</b>	<b>100.00%</b>	<b>536</b>	<b>255</b>	<b>3.253</b>	<b>3.298</b>

<b>Total Earnings</b>	<b>October 31 Month Ending</b>	<b>Fiscal Year To Date</b>
Current Year	2,793,334.88	11,322,605.22
<b>Average Daily Balance</b>	<b>1,006,764,505.60</b>	<b>1,022,277,300.35</b>
<b>Effective Rate of Return</b>	<b>3.27%</b>	<b>3.29%</b>

Market Values have been reconciled to Union Bank of California Custody Statement and differ only by the amount of Accrued Interest at Purchase which has not been received. This figure can be found on the Investment Status Report.

Gordon B. Ford, Treasurer/Tax Collector

Reporting period 10/01/2008-10/31/2008

Run Date: 11/10/2008 - 08:13

Portfolio POOL  
AC

PM (PRF\_PM1) SymRept 6.41.202b  
Report Ver. 5.00



**Stanislaus County Pool 2008/09**  
**Portfolio Management**  
**Portfolio Details - Investments**  
**October 31, 2008**

CUSIP	Investment #	Issuer	Average Balance	Purchase Date	Par Value	Market Value	Book Value	Stated Rate	YTM 360	YTM 365	Days to Maturity	Maturity Date
<b>Bankers Acceptances -Amortizing</b>												
06422RLA3	2716	Bank of America		05/22/2008	28,067,653.00	28,049,970.38	28,050,110.72	2.500	2.530	2.565	9	11/10/2008
06422RM20	2743	Bank of America		10/08/2008	20,000,000.00	19,947,600.00	19,934,555.56	3.800	3.822	3.875	31	12/02/2008
4662CON54	2727	J P Morgan & Co		07/16/2008	10,000,000.00	9,934,400.00	9,951,250.00	2.700	2.735	2.773	65	01/05/2009
06422RN78	2755	Bank of America		10/30/2008	5,000,000.00	4,966,150.00	4,973,944.45	2.800	2.815	2.854	67	01/07/2009
06422RN94	2752	Bank of America		10/30/2008	5,000,000.00	4,965,100.00	4,973,166.67	2.800	2.816	2.855	69	01/09/2009
06422RQJ9	2753	Bank of America		10/30/2008	5,000,000.00	4,966,150.00	4,945,770.84	2.850	2.882	2.922	137	03/18/2009
06422RQQ3	2754	Bank of America		10/30/2008	5,000,000.00	4,927,550.00	4,943,395.84	2.850	2.883	2.923	143	03/24/2009
<b>Subtotal and Average</b>			<b>0.00</b>		<b>78,067,653.00</b>	<b>77,756,920.38</b>	<b>77,772,194.08</b>		<b>2.969</b>	<b>3.010</b>	<b>46</b>	
<b>Managed Pool Accounts</b>												
SYS61	61	Local Agency Investment Fund			40,000,000.00	39,965,507.84	40,000,000.00	2.770	2.732	2.770	1	
<b>Subtotal and Average</b>			<b>40,000,000.00</b>		<b>40,000,000.00</b>	<b>39,965,507.84</b>	<b>40,000,000.00</b>		<b>2.732</b>	<b>2.770</b>	<b>1</b>	
<b>Federal Agency Coupon Securities</b>												
3133XE4S5	2521	Federal Home Loan Bank		12/07/2005	20,000,000.00	20,037,600.00	20,000,000.00	4.750	4.685	4.750	34	12/05/2008
3133XSDJ4	2741	Federal Home Loan Bank		09/26/2008	30,000,000.00	30,046,800.00	30,000,000.00	3.250	3.205	3.250	74	01/14/2009
31359MEK5	2598	Federal National Mortgage Asso		06/15/2006	20,000,000.00	20,106,200.00	19,994,430.11	5.250	5.321	5.395	75	01/15/2009
31331XRJ3	2639	Federal Farm Credit Bank		03/09/2007	20,000,000.00	20,168,800.00	20,015,171.67	5.000	4.695	4.760	121	03/02/2009
31331XRJ3	2640	Federal Farm Credit Bank		03/09/2007	20,000,000.00	20,168,800.00	20,015,171.67	5.000	4.695	4.760	121	03/02/2009
3133XFRU2	2595	Federal Home Loan Bank		06/02/2006	50,000,000.00	50,750,000.00	50,000,000.00	5.230	5.158	5.230	213	06/02/2009
3133XMPR6	2668	Federal Home Loan Bank		10/16/2007	25,000,000.00	25,351,500.00	25,000,000.00	4.590	4.527	4.590	349	10/16/2009
3133XRFQ8	2718	Federal Home Loan Bank		06/02/2008	50,000,000.00	49,953,000.00	50,000,000.00	3.070	3.028	3.071	409	12/15/2009
3128X5SS8	2634	Federal Home Loan Mortgage Co		12/14/2006	25,000,000.00	25,483,500.00	25,000,000.00	4.635	4.574	4.637	509	03/25/2010
3133XMA50	2662	Federal Home Loan Bank		08/30/2007	25,000,000.00	25,601,500.00	25,000,000.00	4.780	4.717	4.782	606	06/30/2010
31331Y3L2	2726	Federal Farm Credit Bank		07/15/2008	25,000,000.00	24,968,750.00	25,000,000.00	3.200	3.156	3.200	621	07/15/2010
3128X5ST6	2631	Federal Home Loan Mortgage Co		12/13/2006	25,000,000.00	25,707,000.00	25,000,000.00	4.650	4.588	4.652	696	09/28/2010
3136F8BL8	2635	Federal National Mortgage Asso		12/19/2006	25,000,000.00	25,726,500.00	25,000,000.00	4.660	4.598	4.662	696	09/28/2010
31331YDG2	2675	Federal Farm Credit Bank		11/08/2007	25,000,000.00	25,500,000.00	25,000,000.00	4.300	4.241	4.300	737	11/08/2010
31331YGP9	2676	Federal Farm Credit Bank		12/05/2007	25,000,000.00	25,211,000.00	24,960,713.46	3.750	3.778	3.830	765	12/06/2010
31331YZ86	2733	Federal Farm Credit Bank		06/25/2008	25,000,000.00	25,265,750.00	24,997,553.95	3.875	3.827	3.880	1,027	08/25/2011
<b>Subtotal and Average</b>			<b>30,000,000.00</b>		<b>435,000,000.00</b>	<b>440,046,700.00</b>	<b>434,983,040.86</b>		<b>4.238</b>	<b>4.297</b>	<b>438</b>	
<b>Federal Agency Disc. -Amortizing</b>												
313588P41	2695	Federal National Mortgage Asso		03/25/2008	20,000,000.00	19,998,000.00	19,986,666.67	2.000	2.061	2.090	12	11/13/2008
313384Q36	2738	Federal Home Loan Bank		09/24/2008	25,000,000.00	24,997,500.00	24,967,013.89	2.500	2.510	2.545	19	11/20/2008

Portfolio POOL  
AC

**Stanislaus County Pool 2008/09**  
**Portfolio Management**  
**Portfolio Details - Investments**  
**October 31, 2008**

CUSIP	Investment #	Issuer	Average Balance	Purchase Date	Par Value	Market Value	Book Value	Stated Rate	YTM 360	YTM 365	Days to Maturity	Maturity Date
<b>Federal Agency Disc. -Amortizing</b>												
313588R31	2689	Federal National Mortgage Asso		01/25/2008	20,000,000.00	19,998,000.00	19,961,975.00	2.535	2.620	2.656	27	11/28/2008
313588V28	2749	Federal National Mortgage Asso		10/15/2008	20,000,000.00	19,988,000.00	19,951,666.67	1.500	1.505	1.526	58	12/29/2008
313385BE5	2739	Federal Home Loan Bank		09/25/2008	30,000,000.00	29,922,000.00	29,770,083.33	3.100	3.134	3.178	89	01/29/2009
313589BS1	2742	Federal National Mortgage Asso		10/03/2008	30,000,000.00	29,856,000.00	29,764,333.34	2.800	2.829	2.868	101	02/10/2009
313589CJ0	2717	Federal National Mortgage Asso		05/29/2008	30,000,000.00	29,832,000.00	29,767,950.00	2.380	2.457	2.491	117	02/26/2009
313385DS2	2756	Federal Home Loan Bank		10/31/2008	25,000,000.00	24,782,500.00	24,736,145.83	2.550	2.577	2.613	149	03/30/2009
313385EK8	2740	Federal Home Loan Bank		09/26/2008	25,000,000.00	24,742,500.00	24,613,819.44	3.350	3.436	3.483	166	04/16/2009
313385EZ5	2751	Federal Home Loan Bank		10/28/2008	30,000,000.00	29,664,000.00	29,550,000.00	3.000	3.080	3.123	180	04/30/2009
313589FW8	2750	Federal National Mortgage Asso		10/21/2008	30,000,000.00	29,616,000.00	29,522,625.00	2.850	2.930	2.970	201	05/21/2009
313385HV1	2725	Federal Home Loan Bank		07/08/2008	25,000,000.00	24,582,500.00	24,540,166.66	2.670	2.763	2.802	248	07/07/2009
<b>Subtotal and Average</b>			<b>797,940.19</b>		<b>310,000,000.00</b>	<b>307,979,000.00</b>	<b>307,132,445.83</b>		<b>2.704</b>	<b>2.741</b>	<b>119</b>	
<b>Treasury Coupon Securities</b>												
9128275G3	2604	U S Treasury Securities		06/29/2006	20,000,000.00	20,454,600.00	20,025,801.32	5.500	5.162	5.234	195	05/15/2009
912828JF8	2729	U S Treasury Securities		07/31/2008	25,000,000.00	25,574,250.00	24,970,505.81	2.750	2.781	2.820	637	07/31/2010
<b>Subtotal and Average</b>			<b>24,969,811.28</b>		<b>45,000,000.00</b>	<b>46,028,850.00</b>	<b>44,996,307.13</b>		<b>3.841</b>	<b>3.894</b>	<b>440</b>	
<b>Treasury Discounts -Amortizing</b>												
912795Q87	2728	U S Treasury Securities		07/23/2008	25,000,000.00	24,805,750.00	24,627,062.50	2.210	2.279	2.310	243	07/02/2009
912795S28	2735	U S Treasury Securities		08/28/2008	25,000,000.00	24,759,000.00	24,560,843.75	2.115	2.179	2.210	299	08/27/2009
<b>Subtotal and Average</b>			<b>24,538,812.50</b>		<b>50,000,000.00</b>	<b>49,564,750.00</b>	<b>49,187,906.25</b>		<b>2.229</b>	<b>2.260</b>	<b>271</b>	
<b>Rolling Repurchase Agreements</b>												
SYS2524	2524	Citigroup Global Markets Tri-P		12/02/2005	0.00	0.00	0.00				1	
SYS1766	1766	Paine Webber Tri-Party Repo		07/26/2002	41,174,049.60	41,174,049.60	41,174,049.60	0.170	0.170	0.172	1	
<b>Subtotal and Average</b>			<b>0.00</b>		<b>41,174,049.60</b>	<b>41,174,049.60</b>	<b>41,174,049.60</b>		<b>0.170</b>	<b>0.172</b>	<b>1</b>	
<b>Repurchase Agreements - Term</b>												
SYS2748	2748	Paine Webber Tri-Party Repo		10/14/2008	30,000,000.00	30,000,000.00	30,000,000.00	1.000	1.000	1.014	2	11/03/2008
<b>Subtotal and Average</b>			<b>17,419,354.84</b>		<b>30,000,000.00</b>	<b>30,000,000.00</b>	<b>30,000,000.00</b>		<b>1.000</b>	<b>1.014</b>	<b>2</b>	
<b>Medium Term Notes</b>												
239753DM5	2104	Dayton Hudson		03/30/2004	5,000,000.00	5,000,000.00	5,000,000.00	5.875	3.087	3.130	0	11/01/2008
441812GE8	2079	HSBC		02/26/2004	4,220,000.00	4,198,857.80	4,241,226.01	5.875	3.607	3.657	92	02/01/2009
90331HJK0	2085	U S Bank		03/05/2004	2,000,000.00	1,992,640.00	1,999,528.66	3.400	3.429	3.477	121	03/02/2009

Portfolio POOL  
AC

**Stanislaus County Pool 2008/09  
Portfolio Management  
Portfolio Details - Investments  
October 31, 2008**

CUSIP	Investment #	Issuer	Average Balance	Purchase Date	Par Value	Market Value	Book Value	Stated Rate	YTM 360	YTM 365	Days to Maturity	Maturity Date
<b>Medium Term Notes</b>												
90331HJK0	2111	U S Bank		03/31/2004	2,000,000.00	1,992,640.00	2,001,792.80	3.400	3.066	3.109	121	03/02/2009
459745FL4	2112	International Lease Finance		04/01/2004	5,000,000.00	4,501,650.00	5,001,133.33	3.500	3.393	3.440	151	04/01/2009
		<b>Subtotal and Average</b>	<b>18,252,195.76</b>		<b>18,220,000.00</b>	<b>17,685,787.80</b>	<b>18,243,680.80</b>		<b>3.327</b>	<b>3.373</b>	<b>89</b>	
		<b>Total and Average</b>	<b>155,978,114.57</b>		<b>1,047,461,702.60</b>	<b>1,050,201,565.62</b>	<b>1,043,489,624.55</b>		<b>3.253</b>	<b>3.298</b>	<b>255</b>	

**Stanislaus County Pool 2008/09  
Portfolio Management  
Activity By Type  
October 1, 2008 through October 31, 2008**

CUSIP	Investment #	Issuer	Stated Rate	Transaction Date	Purchases or Deposits	Redemptions or Withdrawals	Balance
<b>Bankers Acceptances -Amortizing</b>							
06422RK14	2706	Bank of America	2.440	10/01/2008	0.00	20,000,000.00	
06422RM20	2743	Bank of America	3.800	10/08/2008	19,883,888.89	0.00	
06422RN94	2752	Bank of America	2.800	10/30/2008	4,972,388.89	0.00	
06422RQJ9	2753	Bank of America	2.850	10/30/2008	4,944,979.17	0.00	
06422RQQ3	2754	Bank of America	2.850	10/30/2008	4,942,604.17	0.00	
06422RN78	2755	Bank of America	2.800	10/30/2008	4,973,166.67	0.00	
		<b>Subtotal</b>			<b>39,717,027.79</b>	<b>20,000,000.00</b>	<b>77,772,194.08</b>
<b>Managed Pool Accounts (Monthly Summary)</b>							
		<b>Subtotal</b>					<b>40,000,000.00</b>
<b>Federal Agency Coupon Securities</b>							
		<b>Subtotal</b>					<b>434,983,040.86</b>
<b>Federal Agency Disc. -Amortizing</b>							
313384J83	2736	Federal Home Loan Bank	2.300	10/08/2008	0.00	25,000,000.00	
313384M71	2737	Federal Home Loan Bank	2.030	10/31/2008	0.00	25,000,000.00	
313385EZ5	2751	Federal Home Loan Bank	3.000	10/28/2008	29,540,000.00	0.00	
313385DS2	2756	Federal Home Loan Bank	2.550	10/31/2008	24,734,375.00	0.00	
313396K69	2680	Federal Home Loan Mortgage Co	3.850	10/14/2008	0.00	20,000,000.00	
313396L76	2696	Federal Home Loan Mortgage Co	2.020	10/23/2008	0.00	25,000,000.00	
313396L43	2697	Federal Home Loan Mortgage Co	2.020	10/20/2008	0.00	25,000,000.00	
313589BS1	2742	Federal National Mortgage Asso	2.800	10/03/2008	29,696,666.67	0.00	
313588V28	2749	Federal National Mortgage Asso	1.500	10/15/2008	19,937,500.00	0.00	
313589FW8	2750	Federal National Mortgage Asso	2.850	10/21/2008	29,496,500.00	0.00	
313396J79	2720	Freddie Mac	2.380	10/07/2008	0.00	30,000,000.00	
		<b>Subtotal</b>			<b>133,405,041.67</b>	<b>150,000,000.00</b>	<b>307,132,445.83</b>
<b>Treasury Coupon Securities</b>							
		<b>Subtotal</b>					<b>44,996,307.13</b>
<b>Treasury Discounts -Amortizing</b>							
		<b>Subtotal</b>					<b>49,187,906.25</b>
<b>Rolling Repurchase Agreements</b>							
SYS1766	1766	Paine Webber Tri-Party Repo	0.140		184,022,627.82	185,500,000.00	

**Stanislaus County Pool 2008/09  
Portfolio Management  
Activity By Type  
October 1, 2008 through October 31, 2008**

CUSIP	Investment #	Issuer	Stated Rate	Transaction Date	Purchases or Deposits	Redemptions or Withdrawals	Balance
<b>Subtotal</b>					<b>184,022,627.82</b>	<b>185,500,000.00</b>	<b>41,174,049.60</b>
<b>Repurchase Agreements - Term</b>							
SYS2748	2748	Paine Webber Tri-Party Repo	1.000	10/14/2008	30,000,000.00	0.00	
<b>Subtotal</b>					<b>30,000,000.00</b>	<b>0.00</b>	<b>30,000,000.00</b>
<b>Medium Term Notes</b>							
<b>Subtotal</b>							<b>18,243,680.80</b>
<b>Total</b>					<b>387,144,697.28</b>	<b>355,500,000.00</b>	<b>1,043,489,624.55</b>

**Stanislaus County Pool 2008/09  
Portfolio Management  
Activity Summary  
October 2007 through October 2008**

Month End	Year	Number of Securities	Total Invested	Yield to Maturity		Managed Pool Rate	Number of Investments Purchased	Number of Investments Redeemed	Average Term	Average Days to Maturity
				360 Equivalent	365 Equivalent					
October	2007	41	790,925,491.55	4.869	4.936	5.240	3	4	664	315
November	2007	43	822,827,419.51	4.780	4.846	5.240	5	3	644	321
December	2007	46	910,135,989.22	4.666	4.731	5.240	7	4	612	310
January	2008	47	879,682,663.97	4.435	4.496	4.960	6	5	641	319
February	2008	44	898,979,073.39	4.217	4.276	4.960	2	5	614	296
March	2008	47	939,684,504.19	3.934	3.989	4.960	5	2	603	281
April	2008	55	1,185,499,997.48	3.394	3.441	3.110	13	5	473	215
May	2008	53	1,161,557,060.89	3.383	3.430	3.110	5	7	474	208
June	2008	52	1,113,167,929.44	3.358	3.405	3.110	5	6	508	247
July	2008	49	1,031,757,643.40	3.303	3.349	2.770	5	8	567	290
August	2008	46	1,000,030,757.28	3.276	3.322	2.770	3	6	569	282
September	2008	44	1,010,965,336.16	3.284	3.330	2.770	5	6	554	267
October	2008	48	1,043,489,624.55	3.253	3.298	2.770	11	7	536	255
Average		47	983,746,422.39	3.858%	3.911%	3.924%	6	5	574	277

**Stanislaus County Pool 2008/09  
Portfolio Management  
Distribution of Investments By Type  
October 2007 through October 2008**

Security Type	October 2007	November 2007	December 2007	January 2008	February 2008	March 2008	April 2008	May 2008	June 2008	July 2008	August 2008	September 2008	October 2008	Average by Period
<b>Certificates of Deposit - Bank</b>														
Negotiable CDs		4.9	4.4	2.3										0.9%
Commercial Paper Disc. -Amortizing	11.3	7.3	6.6					3.4	3.6					2.5%
Bankers Acceptances -Amortizing							4.7	7.2	7.5	5.6	5.8	5.7	7.5	3.4%
Managed Pool Accounts	5.1	4.9	4.4	4.6	4.5	4.3	3.4	3.4	3.6	3.9	4.0	4.0	3.8	4.1%
Federal Agency Coupon Securities	48.7	45.0	41.2	42.7	41.7	39.9	30.0	30.6	34.1	39.3	40.5	43.0	41.7	39.9%
Federal Agency Disc. -Amortizing	12.4	12.0	17.3	30.3	31.9	40.0	35.2	37.6	40.2	41.0	35.3	32.0	29.4	30.4%
Treasury Coupon Securities	7.6	7.3	6.6	6.8	6.7	6.4	5.1	3.5	3.6	4.4	4.5	4.5	4.3	5.5%
Treasury Discounts -Amortizing										2.4	4.9	4.9	4.7	1.3%
Rolling Repurchase Agreements	9.3	6.0	8.0	1.8	11.1	5.4	6.0	6.4	4.5	1.0	2.8	4.2	4.0	5.4%
Repurchase Agreements - Term		7.3	6.6	6.8			12.7	5.2					2.9	3.2%
Medium Term Notes	5.7	5.4	4.9	4.8	4.1	3.9	3.1	2.7	2.9	2.6	2.2	1.8	1.8	3.5%

**Stanislaus County Pool 2008/09  
Portfolio Management  
Interest Earnings Summary  
October 31, 2008**

	October 31 Month Ending	Fiscal Year To Date
<b>CD/Coupon/Discount Investments:</b>		
Interest Collected	661,250.00	5,213,614.64
Plus Accrued Interest at End of Period	5,866,447.84	5,866,447.84
Less Accrued Interest at Beginning of Period	( 4,729,814.14)	( 4,093,984.76)
Less Accrued Interest at Purchase During Period	( 0.00)	( 0.00)
Interest Earned during Period	1,797,883.70	6,986,077.72
Adjusted by Premiums and Discounts	879,591.11	3,709,096.20
Adjusted by Capital Gains or Losses	0.00	0.00
Earnings during Periods	2,677,474.81	10,695,173.92
<b>Pass Through Securities:</b>		
Interest Collected	0.00	0.00
Plus Accrued Interest at End of Period	0.00	0.00
Less Accrued Interest at Beginning of Period	( 0.00)	( 0.00)
Less Accrued Interest at Purchase During Period	( 0.00)	( 0.00)
Interest Earned during Period	0.00	0.00
Adjusted by Premiums and Discounts	0.00	0.00
Adjusted by Capital Gains or Losses	0.00	0.00
Earnings during Periods	0.00	0.00
<b>Cash/Checking Accounts:</b>		
Interest Collected	302,161.43	845,127.77
Plus Accrued Interest at End of Period	95,567.81	95,567.81
Less Accrued Interest at Beginning of Period	( 281,869.17)	( 313,264.28)
Interest Earned during Period	115,860.07	627,431.30
<b>Total Interest Earned during Period</b>	<b>1,913,743.77</b>	<b>7,613,509.02</b>
<b>Total Adjustments from Premiums and Discounts</b>	<b>879,591.11</b>	<b>3,709,096.20</b>
<b>Total Capital Gains or Losses</b>	<b>0.00</b>	<b>0.00</b>
<b>Total Earnings during Period</b>	<b>2,793,334.88</b>	<b>11,322,605.22</b>