

# Recommended Final Budget

## Fiscal Year 2015-2016



# Stanislaus County

## CALIFORNIA

Submitted by  
Stan Risen  
Chief Executive Officer

### BOARD OF SUPERVISORS

Terry Withrow, Chair  
William O'Brien  
Vito Chiesa  
Dick Monteith  
Jim DeMartini





GOVERNMENT FINANCE OFFICERS ASSOCIATION

*Distinguished  
Budget Presentation  
Award*

PRESENTED TO

**Stanislaus County  
California**

For the Fiscal Year Beginning

**July 1, 2014**

A handwritten signature in cursive script, reading "Jeffrey R. Emery".

Executive Director

Government Finance Officers Association of the United States and Canada (GFOA) presented a Distinguished Budget Presentation Award to Stanislaus County for its annual budget for the Fiscal Year beginning July, 1, 2014.

In order to receive this award, a governmental unit must publish a budget document that meets program criteria as a policy document, as an operations guide, as a financial plan, and as a communication device.

The award is valid for one year and is the twelfth in the history of Stanislaus County. We believe our current budget document continues to conform to program requirements, and we are submitting it to GFOA to determine eligibility for another award.

**STANISLAUS COUNTY 2014 AWARD**

Front Cover Picture: Modesto Reservoir, Lake view, 2015

# BOARD OF SUPERVISORS

---

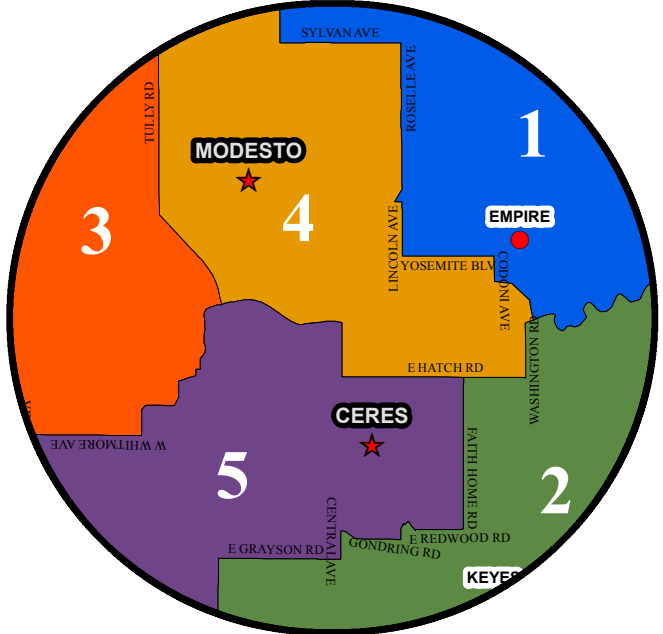
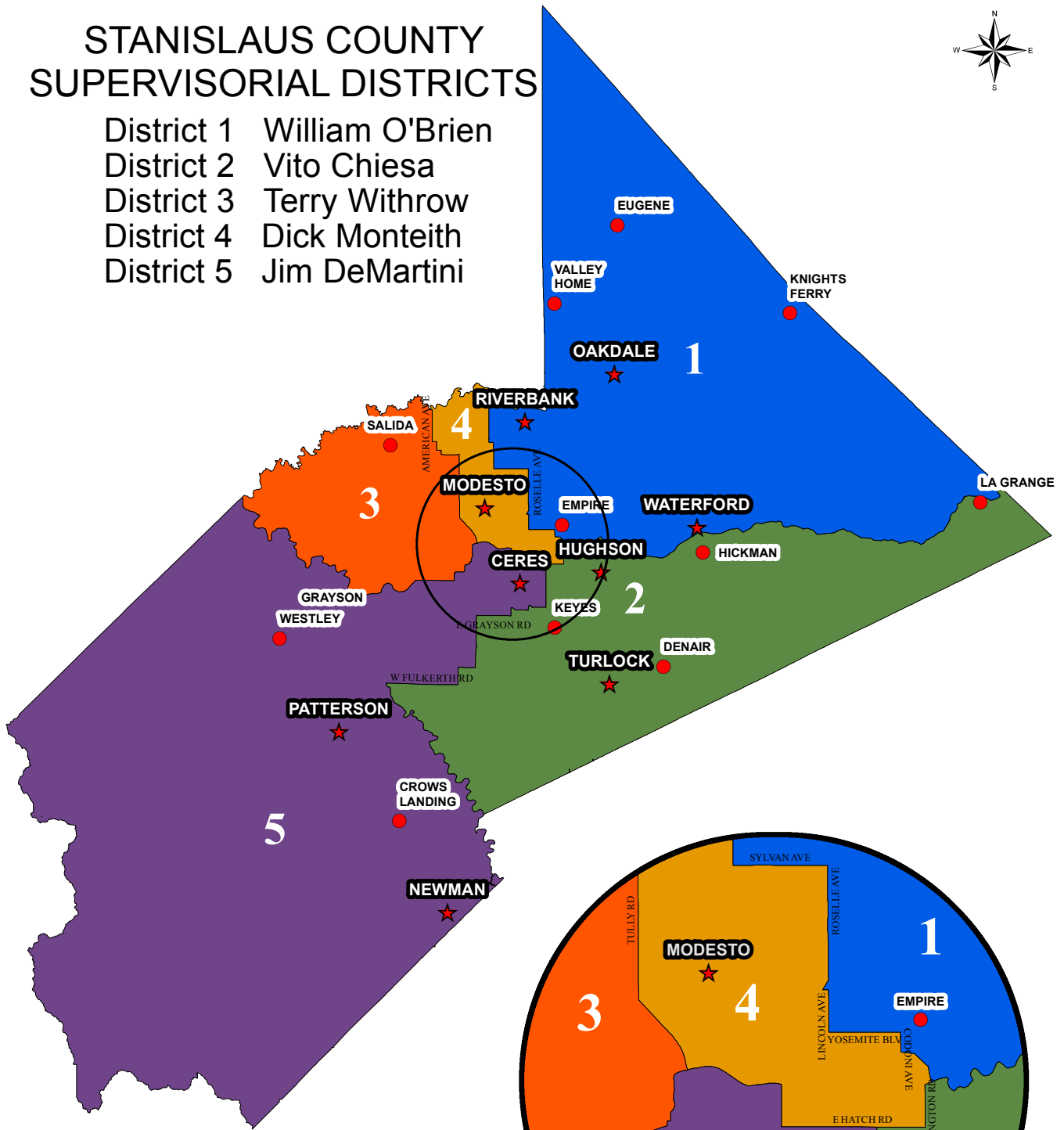


From left to right: Supervisor Vito Chiesa, District 2; Supervisor Terry Withrow, District 3; Supervisor Jim DeMartini, District 5; Supervisor William O'Brien, District 1; and Supervisor Dick Monteith, District 4

# STANISLAUS COUNTY SUPERVISORIAL DISTRICTS



- District 1 William O'Brien
- District 2 Vito Chiesa
- District 3 Terry Withrow
- District 4 Dick Monteith
- District 5 Jim DeMartini

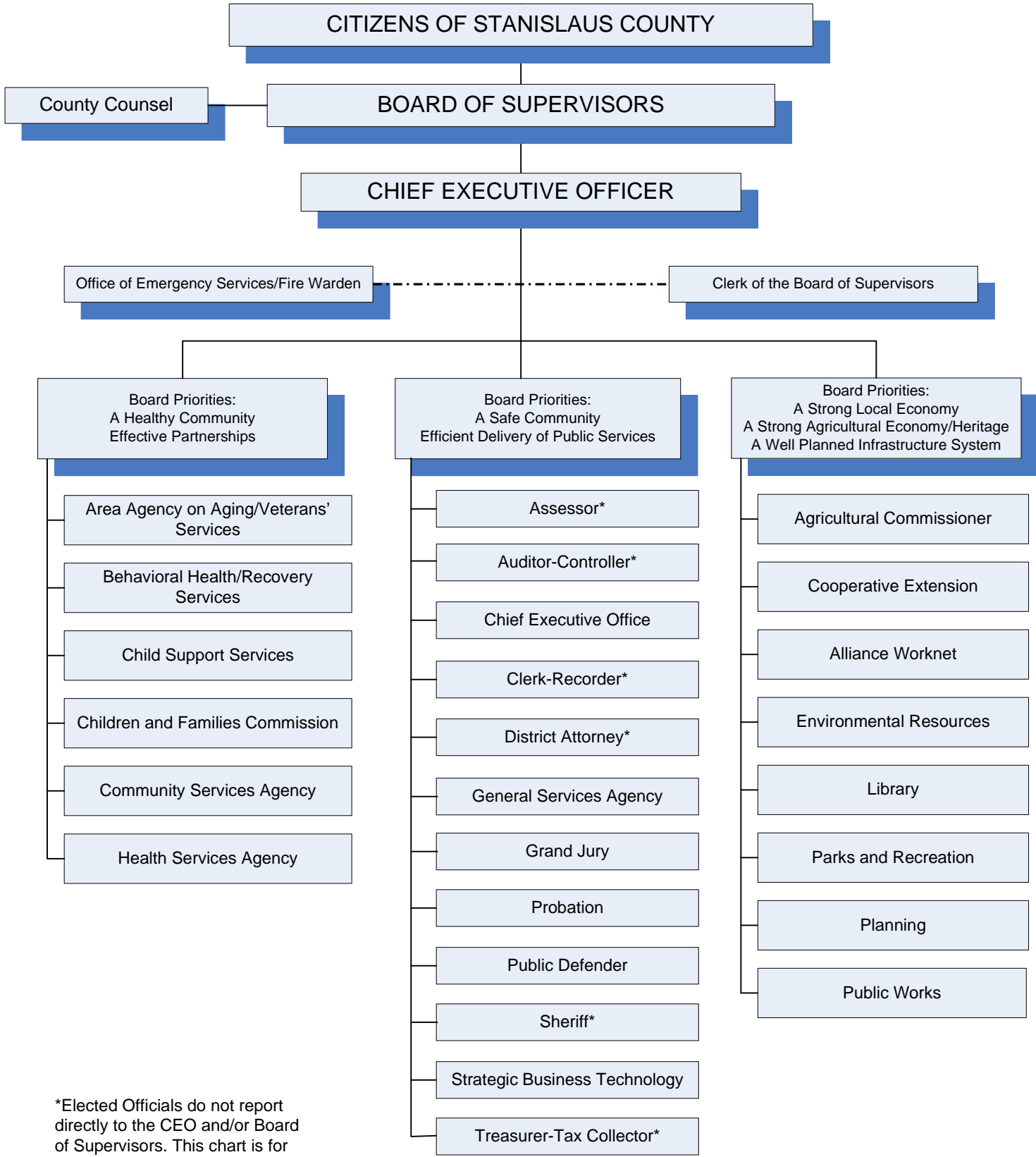


- ★ INCORPORATED CITIES
- UNINCORPORATED COMMUNITIES

## ENLARGEMENT



# STANISLAUS COUNTY ORGANIZATIONAL CHART



\*Elected Officials do not report directly to the CEO and/or Board of Supervisors. This chart is for budget purposes.  
Revised March 2012

# Vision

....a county that is respected for its service in the community and is known as the best in America.

# Priorities

The Stanislaus County Board of Supervisors is committed to providing excellent community services and we charge the organization to effectively manage public resources, encourage innovation and continuously improve business efficiencies.

In collaboration with public and private partnerships we strive for:

- **A safe community**
- **A healthy community**
- **A strong local economy**
- **Effective partnerships**
- **A strong agricultural economy/heritage**
- **A well-planned infrastructure system**
- **Efficient delivery of public services**

# Mission

Stanislaus County serves the public interest by promoting public health, safety, welfare and the local economy in an efficient, cost-effective manner.

# Values

**Trustworthiness...acting with honesty, integrity, loyalty and keeping our promises**

**Respect...treating everyone with dignity**

**Responsibility...being accountable for our actions and pursuing excellence**

**Fairness...treating others with impartiality and equity**

**Caring...showing concern for the well-being of others**

**Citizenship...obeying laws and regulations and caring about our community**

# Stanislaus County



## SUMMARY OF BOARD PRIORITIES AND GOALS

BOARD PRIORITY	GOALS
<b>A Safe Community</b>	<ol style="list-style-type: none"> <li>1. Demonstrate responsiveness to reported trends in criminal activity</li> <li>2. Improve the effectiveness and efficiency of the criminal justice system</li> <li>3. Ensure local and regional disaster preparedness</li> <li>4. Reduce pet overpopulation</li> <li>5. Promote public awareness</li> </ol>
<b>A Healthy Community</b>	<ol style="list-style-type: none"> <li>1. Promote and provide access to services that support continued health, self-sufficiency, accountability, protection and independence based upon available funding and current regulations.</li> </ol>
<b>A Strong Local Economy</b>	<ol style="list-style-type: none"> <li>1. Facilitate job creation</li> <li>2. Promote an attractive regional environment</li> <li>3. Promote adequate/affordable housing</li> </ol>
<b>Effective Partnerships</b>	<ol style="list-style-type: none"> <li>1. Explore, identify and evaluate opportunities for effective partnerships</li> <li>2. Recognize and promote the value of partnerships to the community</li> </ol>
<b>A Strong Agricultural Economy/Heritage</b>	<ol style="list-style-type: none"> <li>1. Support and promote agricultural products, education, technology and innovation</li> <li>2. Protect agriculture resources</li> <li>3. Manage threats to agriculture</li> </ol>
<b>A Well Planned Infrastructure System</b>	<ol style="list-style-type: none"> <li>1. Ensure reliable water sources—quality and quantity</li> <li>2. Improve transportation circulation</li> <li>3. Promote effective solid waste disposal</li> <li>4. Develop a comprehensive flood control strategy</li> </ol>
<b>Efficient Delivery of Public Services</b>	<ol style="list-style-type: none"> <li>1. Improve customer satisfaction</li> <li>2. Increase e-government services and transactions</li> <li>3. Improve the efficiency of County government processes</li> <li>4. Improve energy efficiency</li> </ol>

## Effective Partnerships

The Stanislaus County Board of Supervisors is committed to building strong relationships with local, regional and federal partners. To best serve the community, Stanislaus County departments have found innovative ways to utilize partnerships to leverage resources and expand services to the public.

The goals and measures for this Board of Supervisors priority were developed by a cross-functional group of departments who have a primary role in supporting the other six Board of Supervisors priorities.

The Effective Partnerships team is comprised of the Auditor-Controller, Chief Executive Office – Office of Emergency Services, Child Support Services, Community Services Agency, Environmental Resources, Library and Parks and Recreation. All Departments are key partners in meeting the expected outcomes of the Effective Partnerships priority.

The primary focus of this priority team is the Stanislaus County Board of Supervisors' Effective Partnership Recognition. The first annual Stanislaus County Board of Supervisors Effective Partnership Award was presented at the Board of Supervisors' meeting on September 29, 2009. Since that time, the recognition award has been presented to ten departmental partnerships:

- ◆ Community Services Agency – Extended Foster Care Youth Program
- ◆ Stanislaus County Affordable Care Act Implementation Partnership
- ◆ Valley Recovery Resources, Clean and Sober Partnership
- ◆ Geographic Information System Central Partnership
- ◆ The Parks Department's Empire Regional Water Safety Training Center
- ◆ Children and Families Commission's Family Resource Center/Child Abuse Prevention Project
- ◆ The Department of Environmental Resources' Stanislaus County Food Processing By-Product Use program
- ◆ The Chief Executive Office Employee Mentor program
- ◆ Child Support Services Probation project
- ◆ The Latino Emergency Council

Andrew Carnegie once said that *"Teamwork is the ability to work together toward a common vision, the ability to direct individual accomplishments toward organizational objectives. It is the fuel that allows common people to attain uncommon results."*

The names of each winning partnership will join previous winners on the plaque located in the Board of Supervisors Chambers foyer and will serve as a longstanding testament to the outstanding efforts and "uncommon results" of Stanislaus County employees and their partners.







**CHIEF EXECUTIVE OFFICE**

**Stan Risen**  
**Chief Executive Officer**

**Patricia Hill Thomas**  
**Chief Operations Officer/  
Assistant Executive Officer**

**Keith D. Boggs**  
**Assistant Executive Officer**

**Jody Hayes**  
**Assistant Executive Officer**

1010 10<sup>th</sup> Street, Suite 6800, Modesto, CA 95354  
Post Office Box 3404, Modesto, CA 95353-3404

Phone: 209.525.6333 Fax 209.544.6226

September 15, 2015

Chairman Terry Withrow  
Supervisor William O'Brien  
Supervisor Vito Chiesa  
Supervisor Dick Monteith  
Supervisor Jim DeMartini

*"The best time to plant a tree is twenty years ago. The second best time is today."  
Steven M.R. Covey*

Dear Supervisors,

I am pleased to present to you for your consideration the 2015-2016 Recommended Final Budget. This recommended budget, totaling \$1,097,281,913 represents a .4% increase from the 2014-2015 Adopted Final Budget and a 1.4% increase above the 2015-2016 Adopted Proposed Budget.

Last year proved to be a turning point for our organization as we began "planting some trees" that will hopefully bear fruit for years to come. The disciplined and conservative approach that you exercised as a Board during our most recent economic downturn has allowed our organization to remain strong and to begin focusing on laying the seeds for building a stronger community. Early this year you approved a four-year public safety restoration plan that begins restoring critical public safety services and programs. As a result of your Board's leadership, we were among the first counties in the State to take a proactive approach to addressing our groundwater challenges, establishing a groundwater ordinance and a Water Advisory Committee. We also renewed our commitment to excellence in our organization by continuous evaluation of our service delivery system through the eyes of our customers and launched a promising new initiative called "Focus on Prevention."

We will continue to focus on these same priorities this coming year as we work to help these efforts further mature and develop. Whether it is in the meetings of the Water Advisory Committee or the Homeless Action Council, one of the things we are learning is that the key fertilizer that will help these efforts grow and be successful is "trust." That trust will only come as we build relationships, have honest discussions about our "brutal facts," check our egos at the door and work towards developing shared agreement on strategies that serve

the best interests of our community. To quote Mr. Covey once again, “*Change happens at the speed of trust.*”

You have to have a long-term view when you plant trees. Sometimes it takes decades before we are able to enjoy the benefits of a tree that has reached full maturity. That is the case with a lot of our efforts. With that in mind, we continue our commitment to maintaining a long-term fiscal view as well. The recommended budget presented for your consideration is balanced and is focused on developing sustainable strategies through long-range modeling and the prudent set-aside of reserves.

The 2015-2016 Recommended Final Budget is intended to ensure that General Fund departments are properly funded to meet their Board approved service levels while maintaining an incentive program that recognizes and rewards efficient government operations.

### **Budget Outlook**

The 2015-2016 Recommended Final Budget is a solid financial plan which directly ties to the long-range financial model of the organization. Last year, the County shifted its budget process to a Funded Service Level model. This model uses zero-based budget analysis of actual costs and replaced the net county cost model implemented during the Great Recession. This significant shift involved County departments and Chief Executive Office working collaboratively to determine the appropriate level of funding to meet Board-approved staff and service levels. After Board approval of each budget, departments can be confident that their funding is adequate to meet their Board approved service levels. The Funded Service Level model will continue to be used in the 2015-2016 Fiscal Year.

The 2015-2016 Recommended Final Budget reflects \$1,097,281,913 in appropriations and \$1,052,119,986 in estimated revenue. This compares to the 2015-2016 Adopted Proposed Budget, which totaled \$1,081,877,464 in appropriations and \$1,051,220,683 in estimated revenue, meaning appropriations are up by \$15.4 million from the 2015-2016 Adopted Proposed Budget while revenue is up by approximately \$900,000. Discretionary Revenue is estimated at \$178,801,791, which remains consistent with the projections in the 2015-2016 Adopted Proposed Budget.

The General Fund appropriations are approximately \$278.9 million for the 2015-2016 Recommended Final Budget compared to the Adopted Proposed Budget of \$264.7 million. Special Revenue appropriations are up slightly by .1% from \$647.8 million to \$648.8 million, while the Capital Projects Fund is unchanged at \$1.5 million. Enterprise Funds remain constant at the Adopted Proposed Budget level of \$72.5 million with Internal Service Funds increasing .2% from \$95.3 million to \$95.5 million.

The County will be using fund balance and retained earnings in several areas to balance the Final Budget, which includes net county cost savings that has been added back into the Recommended Final Budget. A total of \$45.2 million in balancing funds are included in the Recommended Final Budget versus \$30.7 million in the 2015-2016 Adopted Proposed Budget.



## **Issues & Budget Impacts**

**Water.** The historic drought continues to be of significant concern. The County continues to take progressive action to prepare for a longer-term drought and the financial impact it could have on our community. The Water Advisory Committee continues to advise the Board of Supervisors in matters related to groundwater. The County also has a robust spectrum of water-related issues in its Legislative Platform. This past year, the County developed a water well financial assistance pilot project to help domestic/residential well owners who experience dry well conditions. The County also launched a program to facilitate temporary water assistance for residents with dry wells. The program would supply a water tank and pump to restore water service while the homeowner is waiting for a new well to be drilled. The County also continues to advocate for the North Valley Regional Recycled Water Program, which would be the largest recycled water project in the Western United States and would make a significant impact on the County.

**Public Safety Facility Construction.** Work continues on our Public Safety construction projects. The three phases of the AB 900 Phase II Public Safety Center Jail Expansion project include 480 new maximum security beds, a 72 bed Medical Mental Health Facility, an Intake Release and Transportation Facility and a Day Reporting Center. The Day Reporting Center was dedicated on August 13, 2015. Facilities are projected to open in phases based on available funding. Construction of the new Coroner's facility will be completed in Fiscal Year 2015-2016.

**Public Safety Services.** The three-phased, four-year Public Safety Restoration (PSR) plan was implemented during the third quarter of the 2014-2015 Fiscal Year and will continue over the next three fiscal years. Your Board approved PSR funding of \$2 million in Fiscal Year 2014-2015 and \$4 million in Fiscal Year 2015-2016 to support 39 full-time positions in Phase I. Based on the County's financial condition at the time, it will be proposed that \$2 million be added each year to the baseline of public safety funding to help restore services that were cut during the recession. By Budget Year 2017-2018, PSR funding is forecast to stabilize at \$8 million ongoing General Fund support.

**Parks.** The County will be restoring positions and funding to properly maintain parks, re-open restrooms, fund Police Activity League (PAL) programs and market our parks during the 2015-2016 Fiscal Year. We will be partnering with PAL for juvenile crime prevention programs in Keyes and Grayson, as well as a new partnership with Orville Wright Elementary School and the Head Start Program at Oregon Park.

**Roads & Bridges.** The County will complete the Kiernan Avenue/State Route 219 interchange during the 2015-2016 Fiscal Year, as well as the Claribel Road widening project. These major projects will promote economic vitality, goods movement and improved safety for drivers. A significant challenge for this fiscal year is the impact of decreased roads funding by the State. The County will lose approximately \$3.1 million in Highway Users Tax Account (HUTA) funding. Because of the significant revenue loss, there will be no chip seal program in 2015-2016. During the 2014-2015 Fiscal Year, 110 miles of road were on the chip seal program for resurfacing to preserve the life of the road and safety for drivers. We should be sealing about 150 miles of road each year in order to maintain them over time. This will be a huge impact on our County.

**Staffing.** Final Budget recommendations include restoring six unfunded positions, adding ten new positions, unfunding two vacant positions, deleting one unfunded position, transferring 52 positions between budgets, reclassifying 28 positions, conducting classification studies for ten positions, double-filling four positions, and adding two new classifications. There were 4,124 positions in the allocation count for the 2015-2016 Adopted Proposed Budget. Since the adoption of the Proposed Budget, 14 additional positions have been approved by the Board of Supervisors. With the implementation of the 14 positions recommended in the Final Budget, the new position allocation count will be 4,152.

**Retirement Costs.** The County's retirement plan is currently one of the healthiest funded plans in the State at 87.5% funded. However, it is expected that retirement costs will continue to be a significant cost driver for the organization with annual increases and future changes expected to increase the employer contribution rate by 4% to 5% or higher.

**Financial Reserves.** The Board of Supervisors is continuing with its policy of maintaining a Contingency Reserve of 8% of the three-year average of Discretionary Revenue. Adequate financial reserves are extremely important to weathering a future financial downturn with minimal public service disruption.

**External Assessment/Issues**

*Economic Outlook:*

The California economy is projected to be strong in 2015 with a slight slowdown in growth in 2016. Regional economists project unemployment rates will continue to decrease in Stanislaus County during 2015. Non-farm Payroll Employment in the Modesto Metropolitan Statistical Area (MSA) is projected to increase by 3.5% in 2015, which is a rate comparable to the Bay Area. Valley job growth is projected to range from 1.6% to 3.3%.

Unemployment has continued to decrease in 2015 while the economy improves. Unemployment rates for the second quarter of 2015 show:

<u>2015</u>	<u>Stanislaus County Unemployment Rate</u>	<u>National Unemployment Rate</u>
June	9.3%	5.5%
May	9.5%	5.3%
April	9.7%	5.1%

The median home value in June 2015 was \$227,000, an increase of 9.1% from \$208,000 in June 2014. The median sales price for homes in Stanislaus County was \$237,000 in June 2015, up from \$225,000 in June 2014. Home values are projected to increase nearly 10% over the next year.

Property tax revenue in Fiscal Year 2014-2015 increased by 12% from prior year actuals. With the completion of the Assessed Roll valuation for Fiscal Year 2015-2016, the Assessor announced an increase of 6.75% in the Assessment Roll total of Stanislaus County. Sales tax revenues have continued to increase annually since 2009 and are projected to continue

with moderate growth of 2% this next year. Property tax and sales tax are two of the biggest discretionary revenue sources the County can use to support organizational priorities.

*State Impacts:*

The State budget continues to be very strong as the economy in California improves. Revenues for the end of the 2014-2015 Fiscal Year were extremely strong, but the Governor continues to encourage tight spending restraints. The Governor was successful in negotiating a budget package for the 2015-2016 Fiscal Year approving spending of \$115.4 billion. This is only \$61 million more than the Governor previously proposed compared to the \$749 million in additional spending requested by Democratic leadership. The State continues to pay down debt and place money in the “rainy day” fund and is also paying back local jurisdictions for previous deferred payments. The Governor also acknowledges a host of future issues as the deferred maintenance and pension obligations loom.

As a result of State budget action, the County was pleased to receive one-time revenue of \$5.3 million for pre-2004 SB90 payments and \$0.6 million for Proposition 172 allocation correction by the State Board of Equalization that were included in our 2014-2015 Fiscal Year. This revenue was spoken of during the Proposed Budget process and was received shortly thereafter.

**Looking Forward**

The budget reflects our focus on a sustainable financial model, maintaining adequate financial reserves, targeted restoration of public services and financial preparation for the opening of new jail facilities in 2017.

The County’s multi-year financial strategy, called the Long Range Model, continues to be extremely successful and has allowed the organization to focus our spending on areas of highest priority for the Board of Supervisors with a long-term financial outlook in mind. This strategy has allowed for organizational discipline in hiring practices and promoted important projects such as the targeted Public Safety Restoration (PSR) project to increase service levels in vital public safety areas. The model will continue to be used into the future.

The County completed negotiations on multi-year salary agreements with our employees in the 2014-2015 Fiscal Year, which promote financial stability for the organization. Employee health insurance costs and retirement costs are projected for continued growth even as the County’s self-insured health plan cost increases have slowed relative to industry inflation rates. We expect ongoing pressure in employee benefit expenses even with innovative management practices in place.

The Focus on Prevention initiative is a long-range strategy to address difficult social conditions impacting Stanislaus County. The initiative has four main areas of focus: preventing homelessness; strengthening the family; investing in and supporting children and youth; and reducing the number of repeat criminal offenders. The program will engage ten different sectors of the community and will promote organizations working together toward a common set of objectives. A community forum on homelessness called “Finding Our Way – A Summit on Homelessness” will take place on October 1, 2015 at the Modesto Center Plaza. The public can find more information at [www.preventionfocus.net](http://www.preventionfocus.net).



## **Conclusion**

I have overheard several individuals comment over the past several months that we have a great team here in Stanislaus County and I couldn't agree more. As a Board of Supervisors, you set the tone and demonstrate respect, professionalism and a collegial spirit towards each other and staff. I am privileged to work with such fine leaders and thank you for your dedication to our community and this organization.

I am also grateful to work with an extremely talented and dedicated group of Department Heads, managers and senior leaders. They are resilient and work together well as a team. You can sense the positive energy in the room when this team comes together and I am excited about what we can accomplish together in the coming years.

At the heart of every organization are the employees and I am proud to know and work with so many of them. They are driving our journey towards excellence and I am grateful for their commitment and work ethic.

Finally, to the citizens of Stanislaus County, thank you for allowing us to be stewards of your government services. We are striving to earn your trust through open, transparent and accountable government. I am thankful to call this place home and have found it to be a great place to live, work, worship and play.

So let's go plant some seeds of greatness together so our children and grandchildren can experience an even greater Stanislaus County in the future!

Respectfully,



Stan Risen  
Chief Executive Officer



## 2015-2016 Recommended Final Budget Financial Overview of Appropriations by Department

Department					2015-2016	
	General Fund	Special Revenue Funds	Capital Projects Funds	Enterprise Funds	Internal Services Funds	Recommended Final Budget Total
Area Agency on Aging/Veterans' Services	\$ 554,142	\$ 3,575,978	\$ -	\$ -	\$ -	\$ 4,130,120
Agricultural Commissioner	5,595,931	-	-	-	-	5,595,931
Alliance Worknet	-	20,005,264	-	-	-	20,005,264
Assessor	5,736,858	-	-	-	-	5,736,858
Auditor-Controller	4,364,545	-	-	-	-	4,364,545
Behavioral Health and Recovery Services	-	104,763,534	-	-	-	104,763,534
Board of Supervisors	1,054,038	-	-	-	-	1,054,038
Chief Executive Office	9,604,465	-	-	-	-	9,604,465
Chief Executive Office- Capital Projects	-	-	1,540,510	-	-	1,540,510
Chief Executive Office-County Operations	86,439,008	328,000	-	-	-	86,767,008
Chief Executive Office-Office of Emergency Services/Fire Warden	2,067,325	1,499,988	-	-	-	3,567,313
Chief Executive Office-Risk Management Self-Insurance Funds	-	-	-	-	68,781,875	68,781,875
Child Support Services	-	15,879,686	-	-	-	15,879,686
Children and Families Commission	-	7,287,186	-	-	-	7,287,186
Clerk-Recorder	5,887,531	1,729,711	-	-	-	7,617,242
Community Services Agency	-	325,039,348	-	-	-	325,039,348
Cooperative Extension	475,437	16,239	-	-	-	491,676
County Counsel	2,452,542	-	-	-	-	2,452,542
District Attorney	15,387,072	1,892,418	-	-	-	17,279,490
Environmental Resources	-	10,794,547	-	13,161,029	-	23,955,576
General Services Agency	634,661	46,152	-	-	13,774,751	14,455,564
Grand Jury	150,028	-	-	-	-	150,028
Health Services Agency	-	34,664,184	-	44,439,150	-	79,103,334
Integrated Criminal Justice Information System (ICJIS)	-	-	-	-	1,162,550	1,162,550
Library	-	11,267,516	-	-	-	11,267,516
Parks and Recreation	5,644,425	1,281,860	-	-	-	6,926,285
Planning & Community Development	2,028,810	8,293,157	-	-	-	10,321,967
Probation	27,984,068	20,424,396	-	-	-	48,408,464
Public Defender	10,657,312	-	-	-	-	10,657,312
Public Works	-	70,922,739	-	13,178,038	5,453,548	89,554,325
Sheriff	88,746,205	9,067,545	-	1,714,332	-	99,528,082
Strategic Business Technology	-	-	-	-	6,374,772	6,374,772
Treasurer Tax-Collector	3,457,507	-	-	-	-	3,457,507
<b>Totals by Fund</b>	<b>\$ 278,921,910</b>	<b>\$ 648,779,448</b>	<b>\$ 1,540,510</b>	<b>\$ 72,492,549</b>	<b>\$ 95,547,496</b>	<b>\$ 1,097,281,913</b>



# Table of Contents





# TABLE OF CONTENTS

Board of Supervisors .....	1
Supervisory District Map .....	2
County Organizational Chart .....	3
Vision, Mission, Values, Priorities .....	4
Summary of Board Priorities and Goals.....	5
Effective Partnerships.....	6
Budget Message.....	7
Financial Overview of Appropriations by Department.....	13
<b>TABLE OF CONTENTS .....</b>	<b>14</b>
<b>EXECUTIVE SUMMARY</b>	
Introduction.....	23
Recommended Final Budget by Fund .....	23
Recommended Final Budget by Priority .....	29
Staffing Levels .....	30
Ongoing Challenges and Opportunities .....	30
Conclusion.....	33
Next Steps.....	33
Community Profile .....	34
<b>FINANCIAL POLICIES AND SCHEDULES</b>	
Budget Process and Financial Policies.....	41
Budget Amendment Process .....	44
Fund Balance Policy .....	44
Appropriations For Contingencies Policy .....	45
Financial Overview by Priority .....	46
Financial Overview by Fund .....	47
Net County Cost Schedule .....	48
Fund Balance Report.....	52
General Fund - Classification of Fund Balance .....	56
Classification of Fund Balance .....	58
Discretionary Revenue .....	59
Other Major Revenue Sources (Non Discretionary Revenue) .....	69
Debt Service .....	73
Debt Limits.....	74
Retirement – Unfunded Liability.....	74
Three Year Budget Summary .....	75
General Fund Long Range Summary .....	78
Capital Improvement Plan .....	81
What is a Schedule 9?.....	83

## A Safe Community

Introduction.....	84
Fiscal Year 2015-2016 Issues .....	85
Pie Chart of Departments in Priority Area.....	86
Graph of Five Year Comparison of Appropriations .....	86
Summary of Budget Appropriations (Lead Sheet) .....	87
<b>CHIEF EXECUTIVE OFFICE</b>	
Accomplishments and Objectives .....	89
Office of Emergency Services/Fire Warden.....	91
Office of Emergency Services Homeland Security Grants .....	94
County Fire Service Fund .....	96
<b>CEO-CAPITAL PROJECTS FUND</b>	
Courthouse Construction Fund.....	99
Criminal Justice Facilities Fund .....	101
<b>CEO-COUNTY OPERATIONS</b>	
County Court Funding.....	103
Department of Justice Drug and Alcohol .....	106
DNA Identification Fund Prop 69 .....	108
Jail Medical Program .....	110
<b>DISTRICT ATTORNEY</b>	
Organizational Chart.....	112
Accomplishments and Objectives .....	113
Criminal Division .....	115
Arson Task Force .....	119
Auto Insurance Fraud Prosecution .....	121
Consumer Fraud Prosecution Program .....	123
Criminal Division Asset Forfeiture.....	125
Federal Asset Forfeiture .....	127
Office of Traffic Safety Impaired Driver Vertical Prosecution Program .....	129
Real Estate Fraud Prosecution .....	132
Rural Crimes Prevention Program.....	134
Unserved/Underserved Victims Advocacy and Outreach Program.....	136
Vertical Prosecution Block Grant .....	138
Victim Compensation and Government Claims .....	140
Victim Services Program .....	142
<b>GRAND JURY</b> .....	145

**INTEGRATED CRIMINAL JUSTICE INFORMATION SYSTEM**

Accomplishments and Objectives ..... 148  
Integrated Criminal Justice Information System..... 149

**PROBATION**

Organizational Chart..... 151  
Accomplishments and Objectives ..... 152  
Administration..... 154  
Community Corrections Partnership..... 156  
Corrections Performance Incentive Fund ..... 158  
Field Services ..... 161  
Institutional Services..... 164  
Juvenile Accountability Block Grant..... 166  
Juvenile Commitment Facility ..... 169  
Juvenile Justice Crime Prevention Act..... 171  
Local Community Corrections..... 173  
Ward Welfare Fund ..... 176  
Youthful Offender Block Grant..... 178

**PUBLIC DEFENDER**

Organizational Chart..... 180  
Accomplishments and Objectives ..... 181  
Public Defender ..... 182  
Indigent Defense ..... 185

**SHERIFF**

Organizational Chart..... 187  
Accomplishments and Objectives ..... 188  
Administration..... 190  
CAL ID Program ..... 193  
CAL-MMET Program ..... 195  
Civil Process Fee..... 197  
Contract Cities ..... 199  
Court Security ..... 203  
Dedicated Funds ..... 206  
Detention ..... 208  
Driver Training Program ..... 212  
Jail Commissary/Inmate Welfare ..... 214  
Justice Assistance Grant ..... 216  
Operations ..... 218  
Vehicle Theft Unit ..... 225



## A Healthy Community

Introduction.....	227
Fiscal Year 2015-2016 Issues .....	228
Pie Chart of Departments in Priority Area .....	230
Graph of Five Year Comparison of Appropriations .....	230
Summary of Budget Appropriations (Lead Sheet) .....	231
<b>AREA AGENCY ON AGING</b>	
Organizational Chart.....	233
Accomplishments and Objectives .....	234
Area Agency on Aging .....	237
Veterans' Services.....	240
<b>BEHAVIORAL HEALTH AND RECOVERY SERVICES</b>	
Organizational Chart.....	243
Accomplishments and Objectives .....	244
Behavioral Health and Recovery Services.....	246
Alcohol and Drug Program .....	252
Managed Care.....	255
Mental Health Services Act.....	259
Public Guardian .....	264
Stanislaus Recovery Center .....	267
<b>CHILD SUPPORT SERVICES</b>	
Organizational Chart.....	270
Accomplishments and Objectives .....	271
Child Support Services .....	272
<b>CHILDREN AND FAMILIES COMMISSION</b>	
Organizational Chart.....	277
Accomplishments and Objectives .....	278
Children and Families Commission .....	279
<b>COMMUNITY SERVICES AGENCY</b>	
Organizational Chart.....	282
Accomplishments and Objectives .....	283
Services and Support .....	287
County Children's Fund .....	297
General Assistance .....	299
IHSS Public Authority-Administration.....	302
IHSS Public Authority-Benefits .....	305
IHSS Provider Wages.....	308
Integrated Children's Services.....	311
Public Economic Assistance.....	313

**HEALTH SERVICES AGENCY**

Organizational Chart.....	319
Accomplishments and Objectives .....	320
Administration.....	322
Clinics and Ancillary Services.....	326
Emergency Medical Services Discretionary Fund.....	329
Indigent Health Care Program (IHCP) .....	331
IHCP-Emergency Medical Services Hospital.....	335
IHCP-Emergency Medical Services Physicians.....	338
Public Health .....	341
Public Health Vital and Health Statistics .....	345

**A Strong Local Economy**

Introduction.....	348
Fiscal Year 2015-2016 Issues .....	348
Pie Chart of Departments in Priority Area.....	350
Graph of Five Year Comparison of Appropriations .....	350
Summary of Budget Appropriations (Lead Sheet) .....	351

**ALLIANCE WORKNET**

Organizational Chart.....	352
Accomplishments and Objectives .....	353
Alliance Worknet.....	355
StanWORKs .....	358

**CHIEF EXECUTIVE OFFICE-ECONOMIC DEVELOPMENT BANK**

Economic Development Bank.....	360
--------------------------------	-----

**LIBRARY**

Organizational Chart.....	362
Accomplishments and Objectives .....	363
Library .....	364

**A Strong Agricultural Economy/Heritage**

Introduction.....	368
Fiscal Year 2015-2016 Issues .....	368
Pie Chart of Departments in Priority Area.....	370
Graph of Five Year Comparison of Appropriations .....	370
Summary of Budget Appropriations (Lead Sheet) .....	371

**AGRICULTURAL COMMISSIONER**

Organizational Chart..... 372  
Accomplishments and Objectives ..... 373  
Agricultural Commissioner..... 374

**UNIVERSITY OF CALIFORNIA COOPERATIVE EXTENSION**

Organizational Chart..... 378  
Accomplishments and Objectives ..... 379  
University of California Cooperative Extension..... 381  
UC Cooperative Extension Farm and Home Advisors Research Trust..... 384

**A Well Planned Infrastructure System**

Introduction..... 386  
Fiscal Year 2015-2016 Issues ..... 386  
Pie Chart of Departments in Priority Area ..... 388  
Graph of Five Year Comparison of Appropriations ..... 388  
Summary of Budget Appropriations (Lead Sheet) ..... 389

**ENVIRONMENTAL RESOURCES**

Organizational Chart..... 391  
Accomplishments and Objectives ..... 392  
Environmental Resources..... 394  
AB 939/Source Reduction and Recycle..... 400  
Abandoned Vehicle Abatement ..... 403  
Beverage Container Recycling ..... 405  
Code Enforcement Abatement ..... 408  
Disclosure Program ..... 410  
E-Waste Collection Facility ..... 412  
Fink Road Landfill..... 414  
Geer Road Landfill..... 417  
Household Hazardous Waste ..... 420  
Trust Fund ..... 422  
Underground Storage Tank Pilot Program..... 424  
Used Oil Recycling ..... 426  
Vehicle Registration Fee Surcharge ..... 429  
Waste Tire Enforcement Grant..... 431

**PARKS AND RECREATION**

Organizational Chart..... 433  
Accomplishments and Objectives ..... 434  
Parks and Recreation ..... 435  
Fish and Wildlife ..... 440  
Modesto Reservoir Patrol ..... 442



Off-Highway Vehicle Fund .....	444
Regional Water Safety Training Center .....	446
Tuolumne River Regional Park .....	448

**PLANNING AND COMMUNITY DEVELOPMENT**

Organizational Chart.....	450
Accomplishments and Objectives .....	451
Planning and Community Development.....	452
Building Permits.....	455
Dangerous Building Abatement.....	458
General Plan Maintenance .....	461
Salida Planning Efforts .....	463
Special Revenue Grants.....	465
Successor Housing Agency.....	468

**PUBLIC WORKS**

Organizational Chart.....	470
Accomplishments and Objectives .....	471
Administration.....	472
Engineering .....	474
Local Transit System .....	477
Morgan Shop.....	480
Road and Bridge.....	483

**Efficient Delivery of Public Services**

Introduction.....	487
Fiscal Year 2015-2016 Issues .....	488
Pie Chart of Departments in Priority Area .....	490
Graph of Five Year Comparison of Appropriations .....	490
Summary of Budget Appropriations (Lead Sheet) .....	491

**ASSESSOR**

Organizational Chart.....	493
Accomplishments and Objectives .....	494
Assessor.....	495

**AUDITOR-CONTROLLER**

Organizational Chart.....	499
Accomplishments and Objectives .....	500
Auditor-Controller .....	501

**BOARD OF SUPERVISORS**

Accomplishments and Objectives .....	504
Board of Supervisors .....	506

**CHIEF EXECUTIVE OFFICE**

Organizational Chart..... 509  
Accomplishments and Objectives ..... 510  
Operations and Services ..... 512  
Accomplishments and Objectives – CEO Risk Management Division ..... 515  
Risk Management Division ..... 517

**CEO-COUNTY OPERATIONS**

Airport..... 520  
Appropriations for Contingencies..... 522  
Capital Improvement Financing Authority ..... 524  
County Facilities ..... 526  
Crows Landing Air Facility ..... 528  
Debt Service ..... 530  
Focus on Prevention..... 536  
General Fund Contribution to Other Programs ..... 539  
General Fund Match-Vehicle License Fee..... 542  
Mandated County Match..... 544  
Plant Acquisition ..... 546

**CEO-RISK MANAGEMENT SELF-INSURANCE FUNDS**

Dental Self-Insurance ..... 548  
General Liability Self-Insurance ..... 550  
Medical Self-Insurance ..... 553  
Other Employee Benefits ..... 556  
Professional Liability Self-Insurance ..... 558  
Unemployment Self-Insurance ..... 561  
Vision Care Self-Insurance ..... 563  
Workers’ Compensation Self-Insurance ..... 565

**CLERK-RECORDER**

Organizational Chart..... 568  
Accomplishments and Objectives ..... 569  
Recorder Division ..... 570  
Elections Division ..... 572  
Modernization Trust Fund..... 575  
Vital and Health Statistics ..... 577

**COUNTY COUNSEL**

Organizational Chart..... 579  
Accomplishments and Objectives ..... 580  
County Counsel ..... 581

**GENERAL SERVICES AGENCY**

Organizational Chart..... 584  
Accomplishments and Objectives ..... 585

Administration.....	586
Central Services Division.....	588
Facilities Maintenance Division.....	590
Fleet Services Division.....	594
12 <sup>th</sup> Street Office Building.....	598
Utilities.....	600
<b>STRATEGIC BUSINESS TECHNOLOGY</b>	
Organizational Chart.....	602
Accomplishments and Objectives.....	603
Strategic Business Technology.....	605
Strategic Business Technology-Telecommunications.....	609
<b>TREASURER</b>	
Organizational Chart.....	612
Accomplishments and Objectives.....	613
Admin/Taxes.....	614
Revenue Recovery.....	616
Treasury Division.....	619
<b>STAFFING REPORTS</b>	
Allocation List—Three Year Comparison.....	621
Department Position Allocation Report.....	623
Unfunded Vacant Positions.....	647
<b>SPECIAL DISTRICTS</b> .....	650
<b>STATE CONTROLLER SCHEDULES</b> .....	656
<b>GLOSSARY</b> .....	721
<b>ALPHABETICAL INDEX</b> .....	738





# Executive Summary

# Executive Summary

## INTRODUCTION

The Adopted Proposed Budget for Fiscal Year 2015-2016 was approved by the Board of Supervisors on June 9, 2015. The Recommended Final Budget incorporates recommended changes to the Adopted Proposed Budget as a result of State Budget actions, updated revenue estimates, and the year-end closing of the County's financial books and provides Stanislaus County with a balanced spending plan for Fiscal Year 2015-2016. Additional adjustments to the County's budget are routinely made as needed during the year as part of quarterly financial reports presented to the Board, or as separate Board agenda items.

The Adopted Proposed Budget as approved on June 9, 2015 totaled \$ 1,081,877,464 for all funds. The Recommended Final Budget for all funds in Fiscal Year 2015-2016 increased by \$15,404,449 for a total of \$1,097,281,913. Specifically, increases in appropriations occurred in the following funds: General Fund by \$14,236,754, Special Revenue by \$932,195, and Internal Service Funds by \$235,500.

Consistent with standard accounting practices, the County's budget is divided into separate financial entities known as "funds." A fund contains a set of accounts that carry out specific activities or attain certain objectives in accordance with special regulations, restrictions, or limitations. Governments use these fund entities to segregate their financial resources and demonstrate legal compliance. The County's budget includes the three "governmental funds" of General, Special Revenue, and Capital Projects to account for local government activities. The County also uses two proprietary fund types that are for "business-type" activities, Enterprise and Internal Service funds.

The breakdown of the 2015-2016 Recommended Final Budget between funds is as follows:

### Summary of Recommended Final Budget by Fund

Fund Type	Total Recommended Appropriations	Total Recommended Revenue	Fund Balance & One-Time Funding Required
General	\$ 278,921,910	\$ 259,657,626	\$ 19,264,284
Special Revenue	648,779,448	632,520,977	16,258,471
Capital Projects	1,540,510	1,006,000	534,510
Enterprise	72,492,549	65,069,075	7,423,474
Internal Service	95,547,496	93,866,308	1,681,188
<b>Total</b>	<b>\$ 1,097,281,913</b>	<b>\$ 1,052,119,986</b>	<b>\$ 45,161,927</b>

### RECOMMENDED FINAL BUDGET BY FUND

#### **General Fund**

The General Fund is used to pay for core services such as public safety, parks and recreation, planning and community development, justice administration, tax assessment and collection, and a host of other vital services. The revenue used to pay for these services comes primarily from local taxes such as property tax and sales tax, franchise fees, charges for services, and a variety of other discretionary sources. Included in the General Fund is the Debt Service budget that provides funding for annual County debt obligations of approximately \$12.1 million. The Recommended Final Budget for the General Fund for Fiscal Year 2015-2016 is \$278,921,910, an increase of \$7,838,266 from the 2014-2015 Adopted Final Budget of \$271,083,644, and an increase of \$14,236,754 above the 2015-2016 Adopted Proposed Budget of \$264,685,156

The recommended increase in the General Fund at Final Budget from the Fiscal Year 2014-2015 Final Budget includes base funding adjustments, department requests as supported by the Chief Executive Office which are identified as recommended adjustments in the Schedule 9's, and net county cost savings.

General Fund Departments received a Fiscal Year 2015-2016 issued base budget adjusted to the equivalent of the Funded Service Level cost of all current programs and allocated positions as approved by the Board of Supervisors.

The recommended increase in the General Fund at Final Budget from Adopted Proposed Budget is due to several factors and includes increased funding for Area Agency on Aging – Veteran Services from the State Department of Veteran Affairs; Agricultural Commissioner due to an agreement with the California Department of Food and Ag; Alliance Worknet due to increased State allocations; Behavioral Health and Recovery Services for Managed Care and Stanislaus Recovery Center; Chief Executive Office for an increase in Appropriations for Contingencies, increase in Contributions to Other Programs for Sheriff – Court Security, LAFCO and Department of Environmental Resources, increase in the Economic Development Bank for Emergency Domestic Water Well Financial Assistance Program, increase in County Court Funding, County Facilities, Debt Service and Community Development; District Attorney for ID/Proxy Card system and equipment for the Arson Task Force; Environmental Resources due to the Code Enforcement Restoration and an increase in the Used Oil Recycling for the Filter Exchange program; General Services Agency – Facilities Maintenance for the CAMS Software Installation of mobile application; Health Services Agency to transfer funds; Library due to revenue decrease; Office of Emergency Services for the partial cost of a Lieutenant; Probation for the Day Reporting Center costs and Juvenile Accountability Block Grant; Public Defender for an Administrative Clerk II; Strategic Business Technologies to purchase and implement a Digital Video Recording Security Surveillance System for Probation; and the Sheriff's Department for an increase in services and equipment.

Additionally, departments in the Phase I Net County Cost Carryover Savings Program that achieved savings in appropriations were able to carry forward 100% of their unused net county cost savings balance from prior fiscal years through Fiscal Year 2013-2014 and 75% of their 2014-2015 net county cost savings. All adjustments are included as part of the Recommended Final Budget. As a result, the Agricultural Commissioner, Auditor-Controller, Board of Supervisors, Chief Executive Office, Planning and Community Development, Public Defender, and Treasurer-Tax Collector are receiving increases in appropriations totaling \$5,328,266 to reflect their net county cost savings in Fiscal Year 2014-2015 and prior years.

Many of the departments are using savings for health increases, salary costs and increased salary costs. Departments are also strategically setting aside funds for increases in operational costs in 2015-2016 and beyond; including further anticipated increases in salary and retirement charges. For Fiscal Year 2015-2016, the net county cost savings program is recommended to remain the same for those departments who have not received any General Fund contributions to their budget. This will allow departments to carry over 75% of any year-end savings from the 2015-2016 Fiscal Year.

Fiscal Year 2015-2016 is the first year of the Phase II Strategic Savings Program. Departments that have received an additional General Fund contribution may participate in the Strategic Savings Program (Phase II Net County Cost Savings Program). This program focuses on improved business efficiencies and department led efforts to improve departmental revenue, and allows departments to carry forward up to 50% of year-end net county cost savings. The Parks and Recreation Department increased departmental revenue through implementation of the first annual Easter Egg Hunt at Modesto Reservoir in an effort to promote attendance and utilization of County parks. As a result, the Department it is recommended to increase appropriations by \$12,673 to reflect the carry forward of net county cost savings earned in the prior year.

The following chart shows departments that are receiving net county cost savings, both Phase I and Phase II, in the Fiscal Year 2015-2016 Final Budget, totaling \$5,340,939.

Departments	Net County Cost Savings into 2015-2016
Agricultural Commissioner	\$ 1,300,473
Auditor-Controller	\$ 213,665
Board of Supervisors	\$ 144,580
Chief Executive Office - OES/Fire Warden	\$ 358,126
Chief Executive Office - Operations and Services	\$ 1,975,341
Chief Executive Office - Risk Management Division	\$ 242,770
Parks and Recreation	\$ 12,673
Planning and Community Development	\$ 381,053
Public Defender	\$ 128,714
Treasurer-Admin/Taxes	\$ 583,544
<b>Total</b>	<b>\$ 5,340,939</b>

Budgets within the General Fund are recommended to be funded by \$80,855,835 in department revenue and \$178,801,791 in discretionary revenue. The General Fund relies on the use of \$19,264,284 in fund balance bringing total funding sources for the General Fund to \$278,921,910.

Discretionary revenue is revenue available to the Board of Supervisors to fund programs as they choose. The majority of discretionary revenue supports funding for public safety and criminal justice services for the Sheriff, Probation Department, District Attorney and Public Defender, as well as government-related services such as the Chief Executive Office, Assessor and the Agricultural Commissioner. Health and Human Services departments use discretionary revenue to support maintenance of effort requirements to obtain additional revenue for Federal and State supported programs.

Discretionary revenue, established at \$178,801,791 in the 2015-2016 Adopted Proposed Budget remains unchanged in the Recommended Final Budget. This is an increase of \$9.8 million from the 2014-2015 Adopted Final Budget, which is primarily attributed to significant increases in property tax, property tax in-lieu of vehicle license fee and modest increase in sales related tax revenues. Property tax revenue in Fiscal Year 2014-2015 increased by 12% from prior year actual and represented the second year of solid growth after five years of decline, from Fiscal Years 2007-2008 through 2012-2013. Continued steady recovery in the residential real estate market is anticipated for Fiscal Year 2015-2016. The Assessor announcement of an increase of 6.75% in the Assessment Roll total of Stanislaus County reflects this trend.

The Public Safety Sales Tax is apportioned to each county based on the county's proportionate share of statewide taxable sales. Sales volume in Stanislaus County on which the 2015-2016 revenue will be based on indicates that the County's portion of the State sales tax pool will be down slightly. The actual pool rate will be announced by the State in March 2016 at the earliest. The Recommended Final Budget estimate of \$40.5 million for this revenue source reflects a cautiously optimistic estimate in view of modest statewide growth estimates provide by the State and the projected decrease in the County pool rate. The budgeted 2015-2016 revenue represents 0.5% increase from the 2014-2015 actual revenue of \$40.9 million after deduction of one-time funds of \$619,000 for the State Board of Equalization correction on statewide allocations of prior fiscal periods. When compared to the 2014-2015 Adopted Final Budget the 2015-2016 budget increase in this revenue is approximately 6%.

Ongoing analysis will be conducted throughout the upcoming months and any necessary adjustments will be included in the 2015-2016 Mid-Year Financial Report to the Board after six months of actual posting of discretionary revenue in this fiscal year.



Discretionary Revenue Description	Fiscal Year 2013-2014 Actuals	Fiscal Year 2014-2015 Actuals	Adopted 2015-2016 Proposed Budget	Recommended 2015-2016 Final Budget
Taxes	\$ 110,690,985	\$ 121,567,936	\$ 126,319,000	\$ 126,319,000
Licenses, Permits & Franchises	1,090,043	1,214,023	1,200,000	1,200,000
Fines, Forfeitures & Penalties	5,410,759	4,655,637	2,500,000	2,500,000
Revenue from Use of Money	2,135,875	1,733,978	1,902,877	1,842,944
Intergovernmental Revenue	39,815,816	48,592,259	42,102,000	42,102,000
Charges for Services	1,969,547	2,089,502	1,574,002	1,574,002
Miscellaneous Revenues	57,116	353,392	-	-
Other Financing Sources	3,170,341	3,390,958	3,203,912	3,263,845
<b>Total</b>	<b>\$ 164,340,482</b>	<b>\$ 183,597,685</b>	<b>\$ 178,801,791</b>	<b>\$ 178,801,791</b>

The 2015-2016 Recommended Final Budget assumes the use of \$13.9 million of unassigned fund balance to balance the General Fund budget. In addition, \$5.3 million from assigned fund balance is recommended to fund the net county cost savings program.

### Special Revenue Funds

Special Revenue Funds are a fund type used to account for the proceeds of specific revenue sources that are legally restricted to expenditures for specific purposes. Special Revenue Funds account for over half of Stanislaus County's budget. Some of the larger Special Revenue Funds include Behavioral Health and Recovery Services, Community Services Agency, Alliance Worknet, Child Support Services, Environmental Resources, Public Works and a variety of other grant programs. The Recommended Final Budget for Special Revenue Funds for Fiscal Year 2015-2016 is \$648,779,448, an increase of \$5,470,839, from the 2014-2015 Adopted Final Budget of \$643,308,609.

The increase in Special Revenue Funds is primarily the result of increased Federal and State allocations for mental health services, Medi-Cal expansion since the implementation of the Affordable Care Act in January 2014, and horizontal integration across public assistance programs in Behavioral Health and Recovery Services and the Community Services Agency.

Budgets within the Special Revenue Funds are funded by \$616,121,411 in department revenue, \$16,258,471 in departmental fund balance, and a \$16,399,566 General Fund contribution. The Special Revenue Funds began Fiscal Year 2014-2015 with \$202,992,708 in fund balances and ended the year with a total fund balance of \$217,227,274.

### Capital Projects Funds

The Courthouse Construction Fund and the Criminal Justice Facilities Fund are the two remaining budgets that are currently in the Capital Projects Fund type category. This fund type is typically used to account for financial resources that are used for the acquisition or construction of major capital facilities or to provide facilities for County departments. The Recommended Final Budget for Capital Projects Funds for Fiscal Year 2015-2016 is \$1,540,510, no change from the 2015-2016 Adopted Proposed Budget and an increase of \$325,000 over the 2014-2015 Adopted Final Budget, due to increased lease obligations in the Chief Executive Office – Courthouse Construction Fund, for the civil court space located on the 4<sup>th</sup> and 6<sup>th</sup> Floors at 801 Tenth Street. According to the lease agreement, Fiscal Year 2015-2016 will be the first fiscal year that rent will be charged for the 6<sup>th</sup> floor for the full annual amount. This represents a \$292,000 increase. Additionally, rent for the 4<sup>th</sup> floor has increased by \$33,000.

Budgets within Capital Projects Funds are funded by \$1,006,000 in department revenue and \$534,510 of retained earnings. The Capital Project Funds began the fiscal year with \$5,307,807 in fund balances and are projected to end the year with fund balances of \$4,773,297.

## **Enterprise Funds**

Enterprise Funds are set up for specific services that are funded directly by fees charged for goods or services. Examples of County Enterprise Funds include the Health Services Agency - Clinics and Ancillary Services, the landfills and the local transit system. The Recommended Final Budget for Enterprise Funds for Fiscal Year 2015-2016 is \$72,492,549 no change from the 2015-2016 Adopted Proposed Budget and a decrease of \$6,707,270 from the 2014-2015 Adopted Final Budget. This decrease is the result of a one-time payment of \$15 million, made in 2014-2015 in General Fund contribution to the Health Services Agency's Clinics and Ancillary Services, to accelerate payment of the long-term debt incurred by the Agency through the closure of the former County hospital and the Federal recoupment of funding from the former Stanislaus Family Medicine Residency program. In addition, this decrease is offset by increases in the Environmental Resources – Fink Road Landfill and the Public Works – Local Transit System.

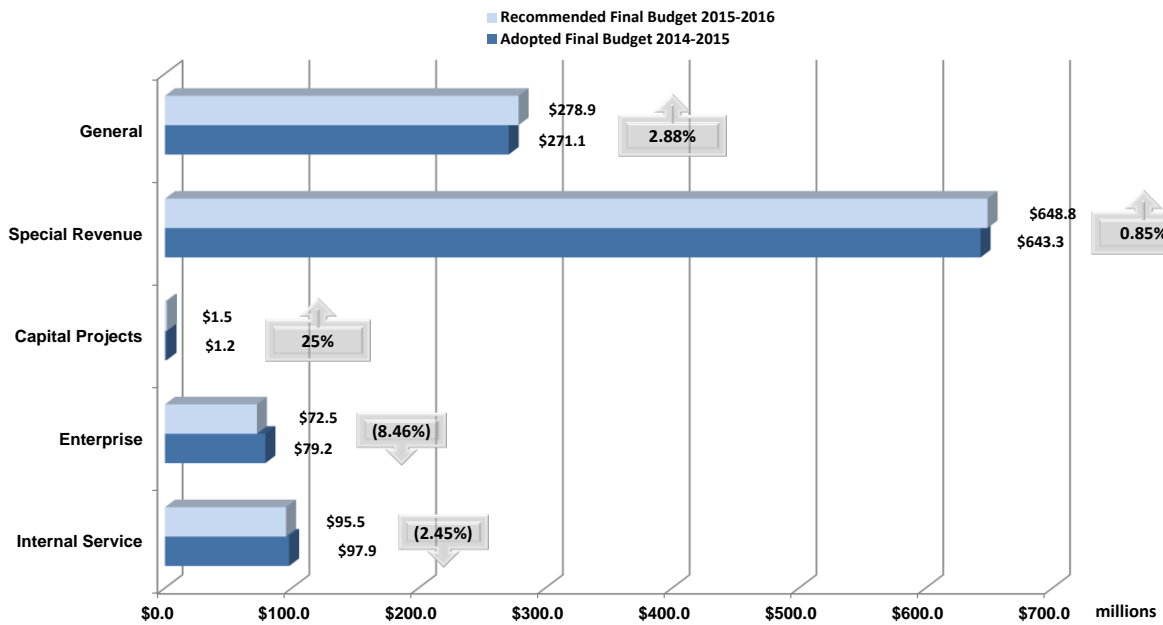
Budgets within the Enterprise Funds are funded by \$60,549,637 in department revenue and a \$4,519,438 contribution from the General Fund. The Enterprise Funds also rely on \$7,423,474 of prior year retained earnings bringing total funding sources for the funds to \$72,492,549. The Enterprise Funds began the fiscal year with \$54,239,917 in retained earnings and are projected to end the year with retained earnings of \$46,816,443.

## **Internal Service Funds**

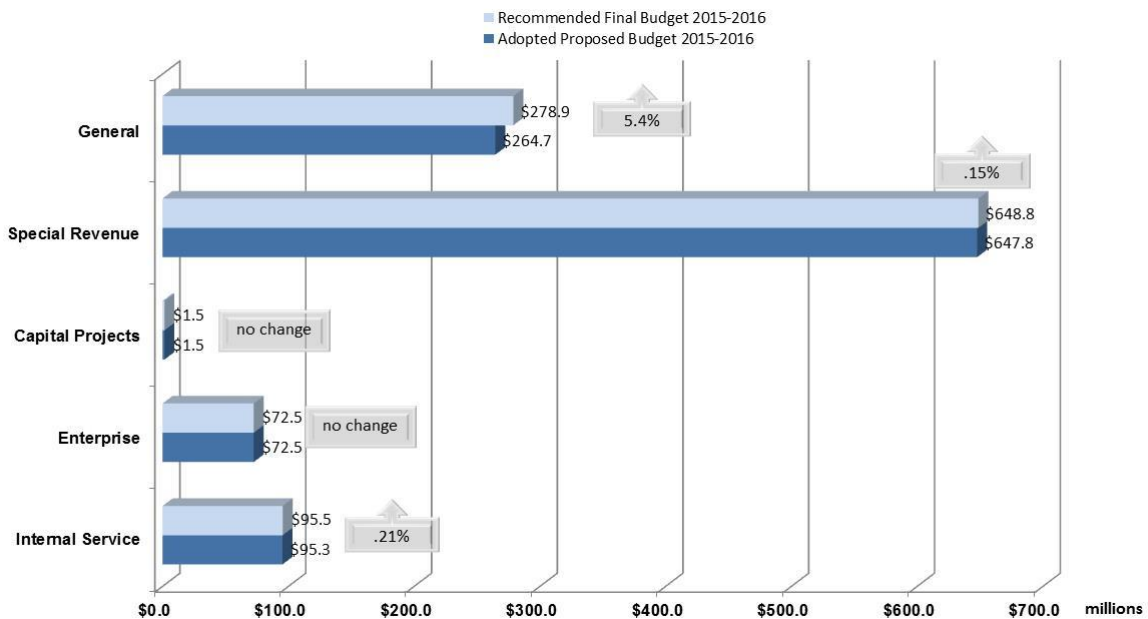
Internal Service Funds are used for areas where goods or services are provided to other County departments or governments on a cost-reimbursement basis. Examples of Internal Service Funds are Strategic Business Technology (SBT), General Services Agency Central Services and Fleet Services and a variety of County self-insurance funds. The 2015-2016 Recommended Final Budget for Internal Service Funds is \$95,547,496, a decrease of \$2,303,033 from the 2014-2015 Adopted Final Budget of \$97,850,529. The decrease is mostly attributed to the Medical Self-Insurance budget which implemented cost containment changes to the medical insurance plan, including changes to the medical insurance plan configuration and a reduction in the number of health plans offered to participants. This large decrease was mostly offset by increases in the General Services Agency – Facilities Maintenance Division, CEO Risk Management Dental Self-Insurance, CEO Risk Management – General Liability and Strategic Business Technology. The 2015-2016 Recommended Final Budget is an increase of \$235,500 above the 2015-2016 Adopted Proposed Budget of \$95,311,996. This increase is due to new software for improved business efficiencies at General Services Agency and Strategic Business Technology.

Budgets within Internal Service Funds are funded by \$93,866,308 in department revenue and \$1,681,188 of retained earnings bringing total funding sources for the fund to \$95,547,496. The Internal Service Funds began the fiscal year with \$22,729,698 in retained earnings and are projected to end the year with retained earnings of \$21,048,510.

**Summary of Final Budget Appropriation Changes by Fund – From Adopted Final Budget 2014-2015**



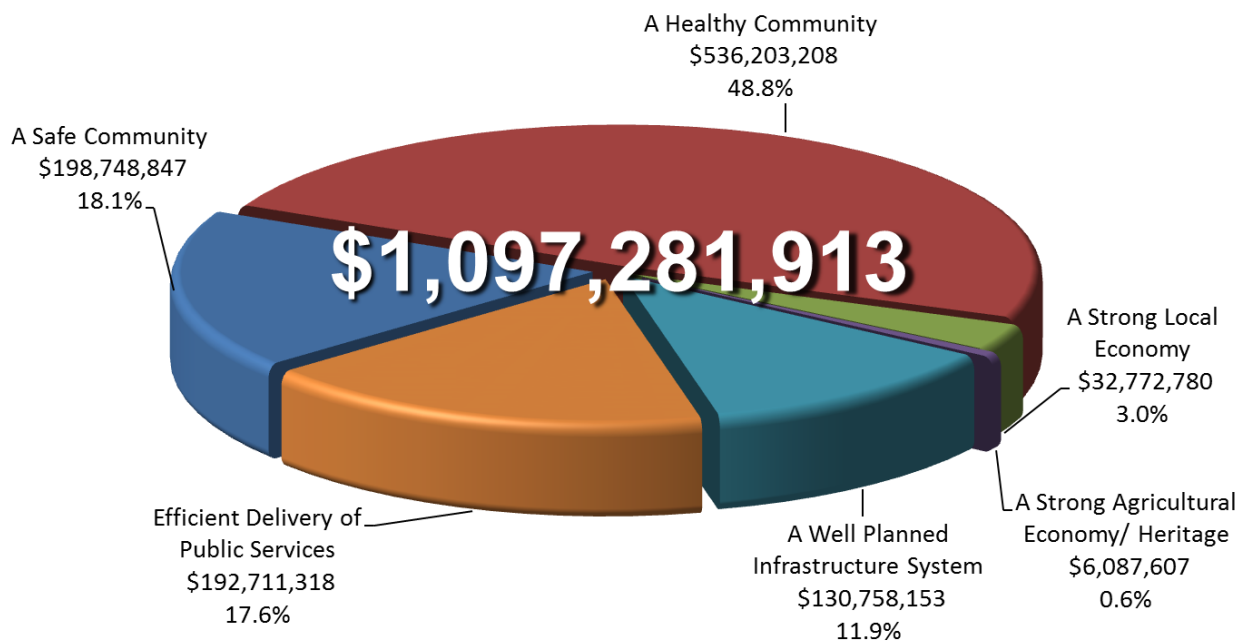
**Summary of Final Budget Appropriation Changes by Fund – From Adopted Proposed Budget 2015-2016**



## RECOMMENDED FINAL BUDGET BY PRIORITY

Below is a summary of the Recommended Final Budget by Board Priority Area. Detailed descriptions and recommendations can be found later in the document in their respective priority area. A breakdown of the Recommended Final Budget is illustrated by the following two charts.

### Fiscal Year 2015-2016 Recommended Final Budget Appropriations by Board Priority



### Summary of the Recommended Final Budget by Board Priority

RESOURCES	A Safe Community	A Healthy Community	A Strong Local Economy	A Strong Agricultural Economy/ Heritage	A Well Planned Infrastructure System	Efficient Delivery of Public Services	2015-2016 Recommended Final Budget
Department Revenue	\$ 72,110,053	\$ 511,377,604	\$ 29,573,820	\$ 3,391,898	\$ 111,534,153	\$ 124,411,663	\$ 852,399,191
Department Fund Balance/ Retained Earnings	\$ 3,736,855	\$ 5,503,685	\$ 1,207,150	\$ 16,239	\$ 14,630,371	\$ 803,343	\$ 25,897,643
Net County Cost	\$ 122,901,939	\$ 19,321,919	\$ 1,991,810	\$ 2,679,470	\$ 4,593,629	\$ 67,496,312	\$ 218,985,079
<b>Total Recommended Final Budget Resources</b>	<b>\$ 198,748,847</b>	<b>\$ 536,203,208</b>	<b>\$ 32,772,780</b>	<b>\$ 6,087,607</b>	<b>\$ 130,758,153</b>	<b>\$ 192,711,318</b>	<b>\$ 1,097,281,913</b>
APPROPRIATIONS							
<b>Total Recommended Final Budget Appropriations</b>	<b>\$ 198,748,847</b>	<b>\$ 536,203,208</b>	<b>\$ 32,772,780</b>	<b>\$ 6,087,607</b>	<b>\$ 130,758,153</b>	<b>\$ 192,711,318</b>	<b>\$ 1,097,281,913</b>

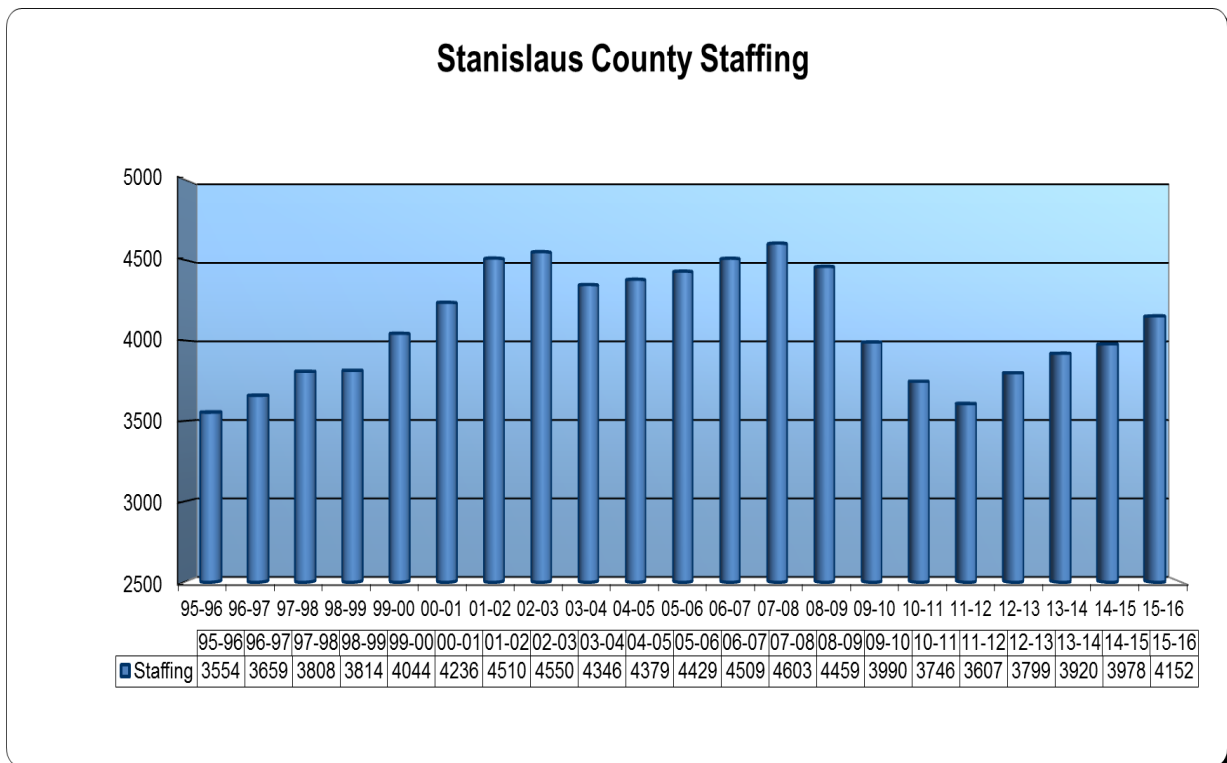


**STAFFING LEVELS**

In the 2015-2016 Recommended Final Budget, Departments continue to strategically add staff in order to restore or improve service levels and programs as funding becomes available. Additionally, many departments are in the process of evaluating their organizational structure to ensure they have the proper classifications in place to support the programs and operations of the department. The 2015-2016 Final Budget recommendations include restoring six unfunded positions, adding ten new positions, unfunding two vacant positions, deleting one unfunded position, transferring 52 positions between budgets, reclassifying 28 positions, conducting classification studies for ten positions, double-filling four positions, and adding two new classifications. The 2015-2016 Adopted Proposed Budget position allocation count was 4,124. Since the adoption of the Proposed Budget 14 additional positions have been approved by the Board of Supervisors. With the implementation of the 14 new positions recommended in the Final Budget the new position allocation count will be 4,152.

In the last five years, the number of full-time allocated positions in the County has increased from 3,607 in the 2011-2012 Adopted Final Budget to 4,152 in the 2015-2016 Final Budget. This is primarily as a result of increases in staffing due to Public Safety Realignment (AB109), the Affordable Care Act, the Mental Health Services Act, and the first phase of Public Safety Restoration.

**Stanislaus County Staffing**



**ONGOING CHALLENGES AND OPPORTUNITIES**

**Water Resources 2015-2016:** Several issues were raised related to groundwater sustainability and on-going drought relief during the Fiscal Year 2015-2016 Proposed Budget hearing held on June 9, 2015. These issues included:

- **Consolidation** – Explore consolidation of water resources into a single department. Staff met with leadership from the Department of Public Works (PW) and the Department of Environmental Resources (DER) to better understand current and on-going water resource programming with an emphasis on reviewing potential opportunities to consolidate all water resources in one department location. At this time, it is staff’s recommendation that the process

is highly functional as currently designed. The Groundwater Manager is integral to the well permitting/well review process overseen by DER, and the related storm water and flood plain efforts facilitated by Public Works are appropriately located. Staff does recommend that office space be made available in the near term for the Groundwater Manager at 10th Street Place (fourth floor, PW) so that the Groundwater Manager can interact with other water related issues/staff to develop a synergy of knowledge between these two efforts.

- **Staff Support** – Review potential staffing support for the Groundwater Manager assignment. Staff has reviewed future staffing needs in support of the groundwater management program. After review with DER, the support needed is at best part-time position at this juncture, and perhaps an opportunity for a college intern to assist with well data entry and data management as we begin to collect additional well information. Staff is currently developing a project description and will reach out to the university to solicit student assistance in a part time capacity. This issue will be monitored moving forward and as needs should arise will be revisited at mid-year.
- **Dry Wells**– Explore additional quicker response alternatives for residents experiencing dry well situations. Since the June Proposed Budget hearing staff have developed a Temporary Water Assistance (TWA) program in conjunction with Self Help Enterprises (SHE) as a non-profit provider to assist with providing temporary, above ground potable water tanks and water delivery service to those County unincorporated residents who have experienced dry well situations and are pending repair via waiting lists. The program was approved by the Board of Supervisors on July 28th, 2015 and has already received over 20 applications for this temporary assistance. It is anticipated that tanks and equipment will be received the week of August 10 and connections and temporary water services in place by August 17. The cost of this programming is being covered by State drought relief funding through the California Disaster Relief and Recovery (CDRR) program.
- **Domestic Well Recovery Loan Program** – Add additional funding to the Domestic Well Recovery Loan Program with additional resources for Fiscal Year 2015-2016. The Domestic Well Recovery Loan Program has been very successful since it was adopted by the Board of Supervisors in August 2014. The initial pilot effort was seeded with \$200,000 from Economic Development Bank funds to implement the program. The Loan program current available balance is \$101,203. To date, 7 applications have been received and approved for low interest loans (5 to 7 year repayment schedules) depending upon fiscal ability to repay. Staff is requesting to add an additional \$200,000 from the Economic Development (ED) Bank (current ED Bank fund balance is \$2,296,912) to ensure that this option for low income homeowners remains available through the continuing drought.

**Automation “On Line instead of In Line”** – \$1 million has been established in Contingency, with an additional \$2.25 million in reserve to support both enterprise-wide technology upgrades for email/active directory/cloud solutions, as well as department initiated projects to improve business efficiencies or enhance customer service. Departments will have the opportunity to apply for funds that can be evaluated for outcomes/return on investment of these General Fund dollars. Recommendations on roll-out of funding will be brought to the Board of Supervisors by mid-year.

**Capital Projects/Capital Improvement Plan** – AB 900 Phase II Public Safety Center (PSC) Expansion Project – On June 17, 2014, the Board of Supervisors approved three separate design-build construction contracts for Project One (Maximum Security Housing and Medical/Mental Health Facility), Project Two (Day Reporting Facility), and Project Three (Intake, Release, Transportation): Project Two has been completed, while Projects One and Three are approximately 46% complete, and both are scheduled to be completed by the winter of 2016, with occupation by spring of 2017. The County has no obligation to immediately operate or staff the new facilities, so long as occupancy commences by March 31, 2017. A phased opening of the AB 900 Phase II PSC Expansion Project will be based on the County’s fiscal recovery and the annual appropriations by the Board of Supervisors. General Fund Set-Aside of \$2.0 million in one-time funding, coupled with Community Corrections Plan (CCP) funding of \$3.0 million set aside in the adoption of the 2013-2014 CCP Plan will be instrumental for opening. First full year of operations is projected to be the 2017-2018 Fiscal Year. Actual operational costs will be dependent on the number of beds filled and the annual appropriation by the Board of Supervisors of

the Sheriff's Detention budget. The Project Team is working on a phased plan for Board consideration this Fall.

**Re-Entry and Enhanced Alternatives to Custody (REACT Center Project)** – On August 13, 2014, the State Public Works Board (SPWB) approved Stanislaus County's project scope, project schedule and project costs, which was a significant milestone that allows Stanislaus County to be the first county awarded under SB 1022 Adult Local Criminal Justice Facilities Construction Financing Program funding to initiate a SB 1022 project in the State of California. In accordance with the 2013 Updated Adult Detention Needs Assessment, the project will contain approximately 288 jail beds in adult detention transitional housing units with all associated support and program space, a security administration (control) center and circulation and common space. In addition, the REACT Center will provide services to the offender population under the Sheriff's jurisdiction, including post-release and out-of-custody/monitored release programs. The Stanislaus County Master Plan for the Sheriff's Adult Detention Facilities outlines a broad plan to centralize all the detention facilities at the County's Public Safety Center (PSC) site to increase efficiency, eliminate duplication costs associated with operating these facilities at multiple locations and improving staff and public safety. The REACT Center is intended to be a replacement detention facility for the antiquated Downtown Men's Jail by providing 288 replacement and transitional beds at the Public Safety Center site. The Men's Jail will no longer serve as a detention facility but remain operational as a court holding facility, due to its contiguous location to the main Courthouse. The staff required to operate the REACT Center will come from the existing staffing allocation at the Men's Jail and the Jail Alternatives Unit, allowing the County to populate this facility with no new staffing costs.

**Sheriff's Coroner Facility Project at County Center III** – On November 4, 2014, the Board of Supervisors approved to award a design-bid-build construction contract to renovate 20,300 square feet of existing County owned property with additional square footage available for future expansion of the Sheriff-Coroner. The original financing plan used \$6.2 million from the 2006 Tobacco Endowment Fund through an internal note as has occurred on other Capital Projects to be financed over a 20-year period at an annual cost of \$487,182. The final project budget approved on November 4, 2014 included the use of Assigned fund balance totaling \$5,755,000 set aside in the 2014-2015 Final Budget as adopted by the Board of Supervisors to fund the project. As a result, there will be no annual debt obligation remaining for the new Sheriff Coroner's Facility. Construction is fully underway and the demolition work has been completed and the contractor continues installing under slab plumbing lines, electrical conduit and CMU block fencing. The project is substantially completed and an appropriate public dedication has been scheduled on October 6, 2015.

**Other Projects** – The Chief Operations Officer, working in collaboration with the departments located at the Community Services Facility (CSF), is currently in the initial evaluation phase of the heating, ventilation and air conditioning system (HVAC) that has outlived its useful service life and continues to have system failures. Staff will present the findings and financing options to the Board of Supervisors in the Fall of 2015. Additionally, the Scenic Drive Safety Improvement Project, which will create a safety barrier at the turn at County Center II adjacent to the Behavioral Health and Recovery Services Administration Redwoods Building, is scheduled to be bid in the Fall of 2015. Staff from the Chief Executive Office will also begin to evaluate Emergency Operations Center functions throughout the County. The Chief Executive Office County Facilities budget has requested to augment this budget with one-time additional funding of \$3,400,000, \$3.0 million from one-time General Fund fund balance and \$400,000 from the Chief Executive Office Appropriations for Contingencies legal budget unit. Of the total amount, approximately \$2.5 million is requested to address several improvements and refurbishments of multiple County facilities including the evaluation and design of Harvest Hall and County Center III to serve as back-up Emergency Operations Centers which will ensure continuity of operations in a critical emergency.

**Veterans Facility Master Plan** – Veterans Services Facility Project – The Stanislaus County Board of Supervisors continues to support the development of a Veteran Services Center Facility in conjunction with the Veterans Advisory Commission (VAC). The Commission and the Board of Supervisors have adopted a four-part strategy to assist in the development of the one-stop Veteran's Center. This four-part strategy includes: the creation of a non-profit entity to accept contributions; action to seek other fund raising and grant opportunities; creation of a sustainable financial model; and planned request for proposals to provide a Veterans Center. Recent progress to support the four-part strategy includes the hiring of a professional grant writer to assist in identifying funds available through grants. In addition,

the Veterans Foundation has been created as a non-profit entity to accept contributions for a new facility. This ad hoc committee is comprised of veteran's service organizations, veterans and community members. The County, in partnership with the VAC and other veteran service organizations continues to support this effort; staff continues to evaluate funding and space requirements for a one-stop shop Veterans Facility. City of Modesto has now joined this effort. The goal is to issue the request for proposals and secure a funding plan in Fall of 2015 to complete the mission of the one-stop Veterans Service Center.

**Countywide Security Program** – The Board has previously approved funding for a dedicated focus on County Security. A Sheriff's Lieutenant has been assigned and funded to the Office of Emergency Services. Contemplated is a dedicated County Facility Program; as well as an evaluation of all existing facilities and policies. The ongoing evaluation and assessment of safe and secure facilities will be coordinated with external experts and recommendations will be brought back to the Board of Supervisors as needed for authorization to implement widespread security enhancements throughout the County.

**Employee Benefits** – the medical self-insurance program has performed very well through the first six months of 2015. The draft actuarial report for the medical self-insurance program recommends a 1% rate increase effective January 2016, with the goal of fully funding a claims reserve by the end of 2016 to support the stabilization of rate increases in future years. Rates for dental and vision insurance programs are pending. Non-General Fund departments were advised to budget a conservative 8-10% cost increase effective January 2016, and should experience significant savings by fiscal year-end.

**Proposition 47** – The impact of Proposition 47 has been significant at the local level. The Chief Executive Officer has requested affected departments to track the impacts and a report on this subject will be coming to the Board of Supervisors in the Fall.

**State Budget Update** – The State General Fund ended with a positive cash balance for the second year in a row. Total revenues for the 2014-2015 Fiscal Year in the General Fund were \$6.8 billion (6.4%) more than anticipated a year ago when the 2014-15 State Budget was adopted. Compared to the previous Fiscal Year, California revenues were \$12.7 billion higher, a bump of 12.5%. For the entire 2014-15 Fiscal Year that ended June 30, personal income tax accounted for \$5.8 billion of the \$6.8 billion windfall. Corporation taxes beat projections by \$1.6 billion, while retail sales and use taxes for the year came in \$395.9 million lower than expected. Of the \$12.7 billion revenue increase over the previous year, \$10.1 billion, or 80 percent, consisted of personal income taxes. The Governor continues to encourage fiscal prudence in the legislature even with the windfall of funds.

## **CONCLUSION**

Long-term planning will continue to play an important role in strategy implementation in Fiscal Year 2015-2016 and for strategy development in the outlying years. The County has been working on developing and maintaining appropriate reserves, a planned and partially implemented restoration of public safety services, targeted restoration of staffing in non-public safety areas, and initiation of a long-range strategy for improving quality of life in Stanislaus County. Staff will continue to focus on appropriate measuring and monitoring of service quality with an increased focus on performance measures in the coming years.

## **NEXT STEPS**

The Stanislaus County Board of Supervisors will conduct the Recommended Final Budget hearing on September 15, 2015, at 6:35 p.m. Given the broad scope of the County's budget, it is not uncommon for the County to make budget adjustments throughout the year. This will be addressed as appropriate through the quarterly financial reporting process or through separate agenda items to the Board, as needed.

The County's budget can be found on the County's web <http://www.stancounty.com/budget>.



**Stanislaus County** is located in Central California within 90 minutes of the San Francisco Bay Area, the Silicon Valley, Sacramento, the Sierra Nevada Mountains and California's Central Coast. With approximately 532,000 people calling this area home, our community reflects a region rich in diversity with a strong sense of community.

Two of California's major north-south transportation routes (Interstate 5 and Highway 99) intersect the area and the County has quickly become one of the dominant logistics center locations on the west coast.

The County is home to a vibrant arts community with the world-class Gallo Center for the Arts, a symphony orchestra, and abundant visual and performing arts. Stanislaus County is a global center for agribusiness, positioned by its mild Mediterranean climate, rich soils and progressive farming practices. The area is recognized internationally for agricultural innovation with wine, almonds, poultry, milk, cattle, and walnuts being some of our featured industries. The County is also home to California State University, Stanislaus, Modesto Junior College and other high quality educational institutions.

The County was established in 1854 and has a total land area of 1,494 square miles. Temperatures range from an average low of 38 degrees Fahrenheit in the winter to an average high of 85 degrees in the summer. Temperatures move up into the 90s during the summer months with low humidity and cool evening breezes from the San Joaquin Delta.

**ECONOMY**

Stanislaus County is an international agri-business powerhouse. The value of agricultural commodities produced in 2013 increased by 12% to nearly \$3.6 billion in value. Almond meats are the number one commodity at \$1.1 billion followed by milk at \$804 million in value. The value of almonds increased by 53% in a single year in 2013 and quickly overtook milk as the number one agricultural industry in the County.



Farmers in Stanislaus County export more than 133 commodities to 102 countries around the world. 8,939 export certificates were issued in 2013. Hong Kong receives 16% of exports followed by Japan and Germany at 9% with Spain and South Korea at 8% of exports.

Manufacturing continues to be an important employer sector in Stanislaus County. Some of the largest brands in the world can be found with operations here. The County is home to the headquarters of Gallo and Bronco Wineries, global nursery providers and a burgeoning high-tech agricultural industry.

Manufacturing Employer	Description	Employees*
E&J Gallo Winery	Winery	3,300
Del Monte Foods	Fruit Products	2,300
Seneca Foods	Fruit Products	2,275
Stanislaus Foods	Tomato Products	1,850
Foster Farms	Poultry Processor	1,550
ConAgra Foods	Tomato & Bean Products	939
Bronco Wine Company	Winery	834
Silgan Containers	Metal Food Containers	750
Frito-Lay	Snack Food Products	684
Racor	Filtration Products	627

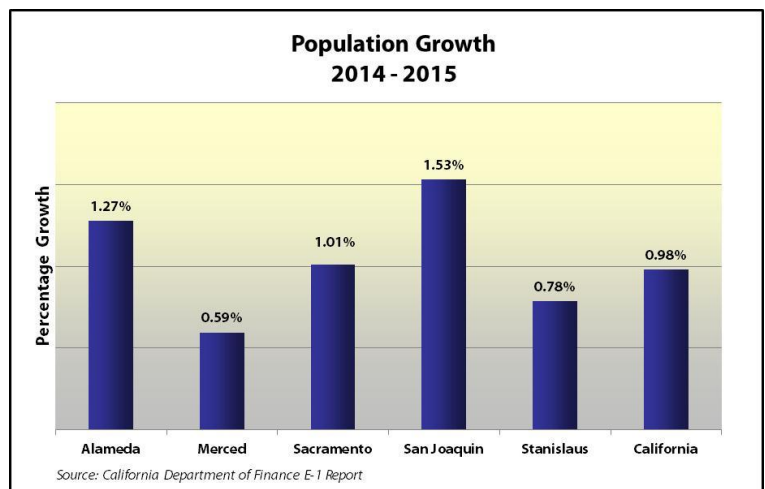
*\*Reflects peak seasonal employment*

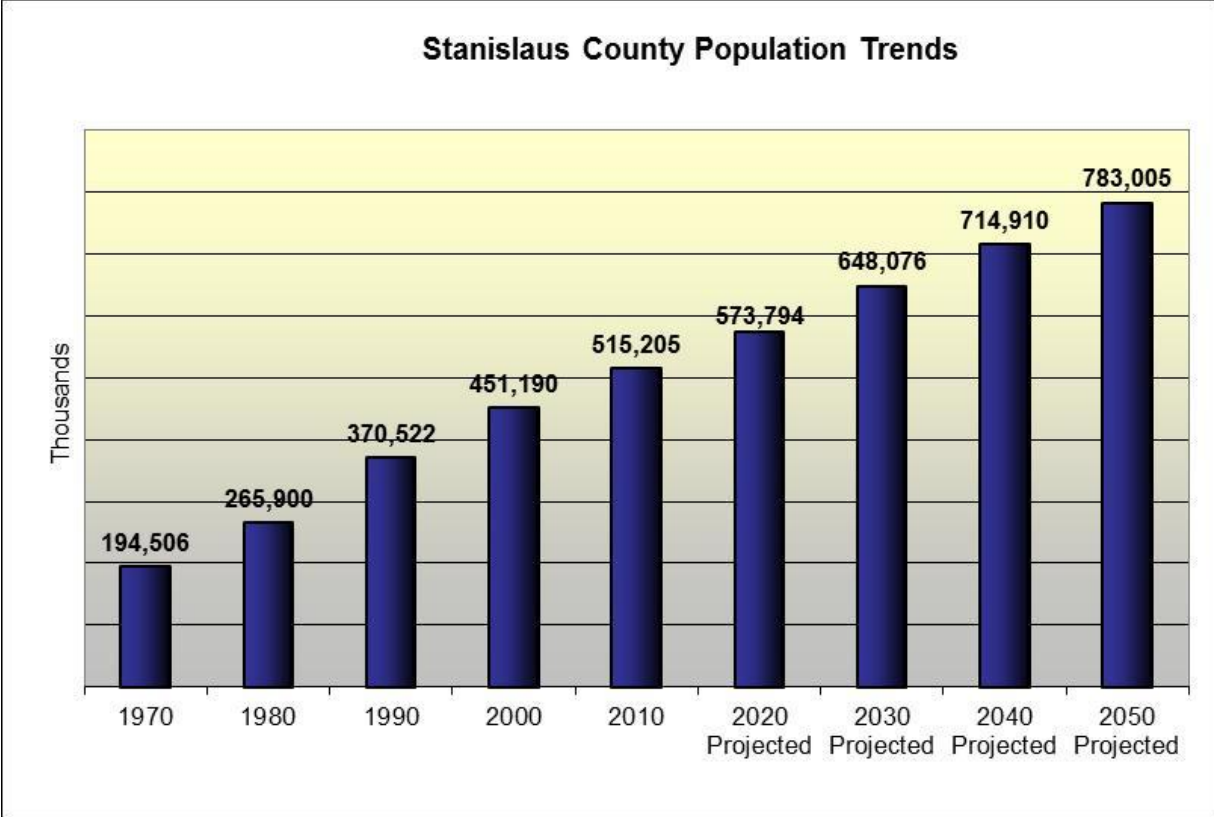
The healthcare sector plays a major part in the County's economic engine with some of the finest hospitals in the world located in Stanislaus County. Tenet Healthcare, Sutter Health and Kaiser Permanente have major facilities in the County. There are two tertiary hospitals in the County.

Non-Manufacturing Private Employer	Description	Employees
Memorial Medical Center	Healthcare	2,600
Doctors Medical Center	Healthcare	2,100
Save Mart Supermarkets	Retail Supermarket	1,661
Duarte Nursery	Plant Nursery	1,500
Wal-Mart	Retailer	1,417
Emanuel Medical Center	Healthcare	1,250
Sutter Gould Medical Foundation	Healthcare	1,089
Med America	Medical Billing Coding	900
Storer Coachways	Transportation	900
Kaiser Permanente	Healthcare	800

### **COUNTY POPULATION**

Stanislaus County has experienced an estimated 3.5% growth since the 2010 census. The California Department of Finance (DOF) estimates there was .8% population growth in Stanislaus County when comparing January 1, 2014 to January 1, 2015.





Source: California Department of Finance and US Census

Population growth projections from the State Department of Finance (DOF) continue to scale back since the great recession. Pre-recession growth projections from DOF indicated a County population base of nearly 700,000 people by 2020. Last year, DOF projections for 2020 were 589,156. The current projection has been adjusted to 573,794, approximately 2.6% lower than previous estimates. In looking to year 2050, DOF projections are now 783,000 versus last year's estimate of 862,000.

Dealing with the impacts of growth will be an ongoing challenge for the area. Water, job availability, a trained workforce and available infrastructure to attract new business, affordable housing, farmland preservation, air quality, transportation and school capacity are all issues tied to growth.

**COUNTY POPULATION BY CITY**

There are nine incorporated cities within Stanislaus County: Ceres, Hughson, Modesto, Newman, Oakdale, Patterson, Riverbank, Turlock, and Waterford. Also, there are 13 unincorporated communities within the County: Denair, Empire, Grayson, Hickman, Keyes, Knights Ferry, La Grange, Monterey Park Tract, Riverdale Park Tract, Salida, Valley Home, Vernalis and Westley.



*East Stanislaus County*

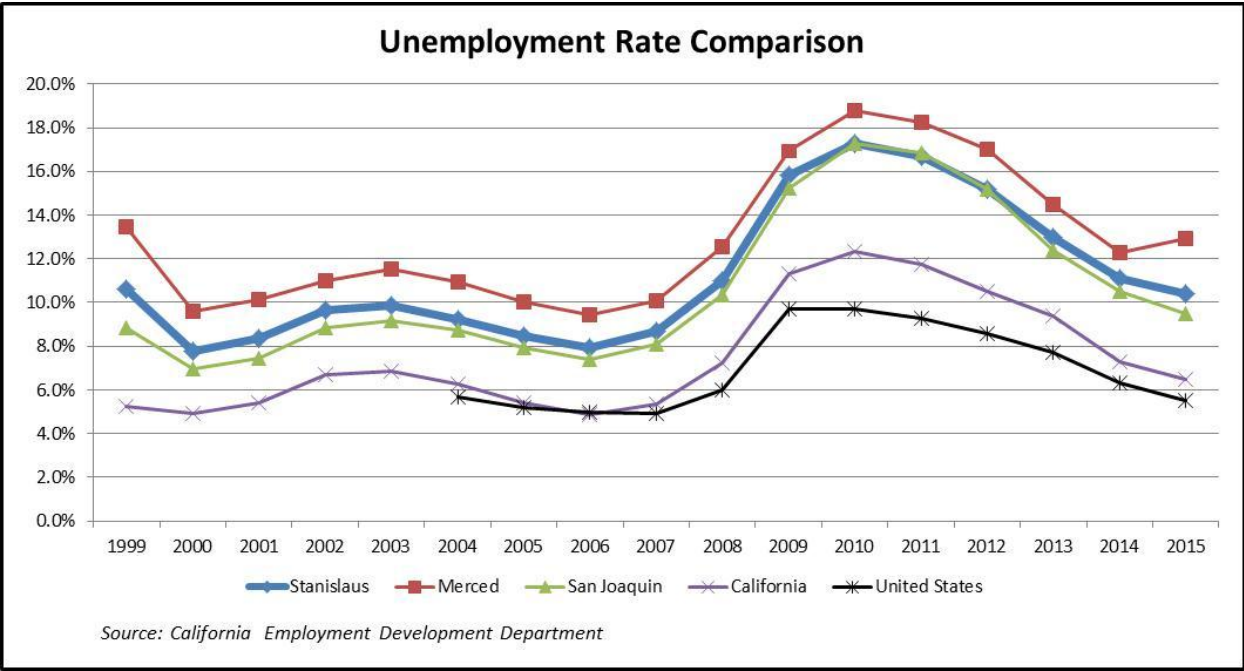
Additionally, there are numerous unincorporated islands located in and around the cities that make up the balance of the unincorporated population statistic. Oakdale experienced the fastest city growth at 1.27%. Modesto, the largest city in the County, experienced .63% growth in 2014 which was comparable to 2013.

<b>City</b>	<b>1/1/2011</b>	<b>1/1/2012</b>	<b>1/1/2013</b>	<b>1/1/2014</b>	<b>1/1/2015</b>
Ceres	45,538	45,854	46,223	46,596	46,989
Hughson	6,687	6,799	6,965	7,137	7,222
Modesto	201,713	203,085	205,562	207,878	209,186
Newman	10,475	10,567	10,622	10,695	10,753
Oakdale	20,779	20,947	21,190	21,499	21,773
Patterson	20,501	20,634	20,802	20,979	21,094
Riverbank	22,775	22,924	23,100	23,305	23,485
Turlock	68,813	69,370	69,744	70,362	71,043
Waterford	8,478	8,533	8,579	8,639	8,686
Unincorporated	110,485	111,227	110,251	111,067	112,066
<b>County Total</b>	<b>516,244</b>	<b>519,940</b>	<b>523,038</b>	<b>528,157</b>	<b>532,297</b>

*Source: California Department of Finance and US Census*

### **UNEMPLOYMENT RATE COMPARISON**

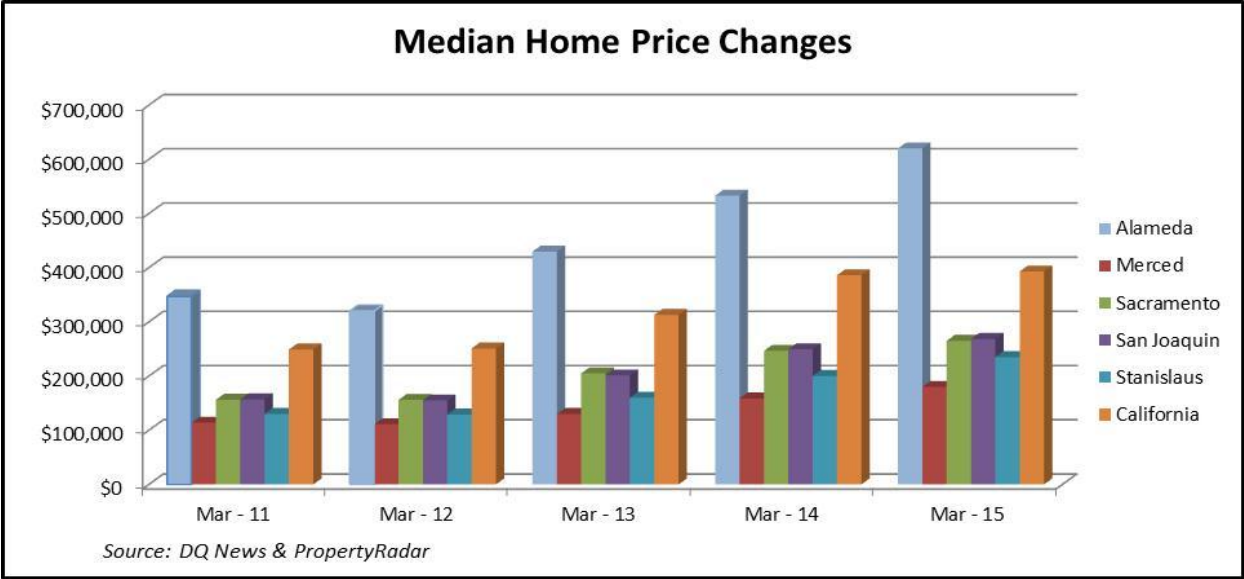
The County's annual unemployment rate for March, 2015, is 10.4%, an improvement from 11.1% in 2014, but significantly higher than the State rate of 7.3%. Unemployment rates in the central valley are historically twice the national average (currently 5.5%) and economic growth has been slow in the valley after the recession.



High unemployment rates mean more people receiving government assistance, thus placing a greater strain on local public resources.

**HOUSING**

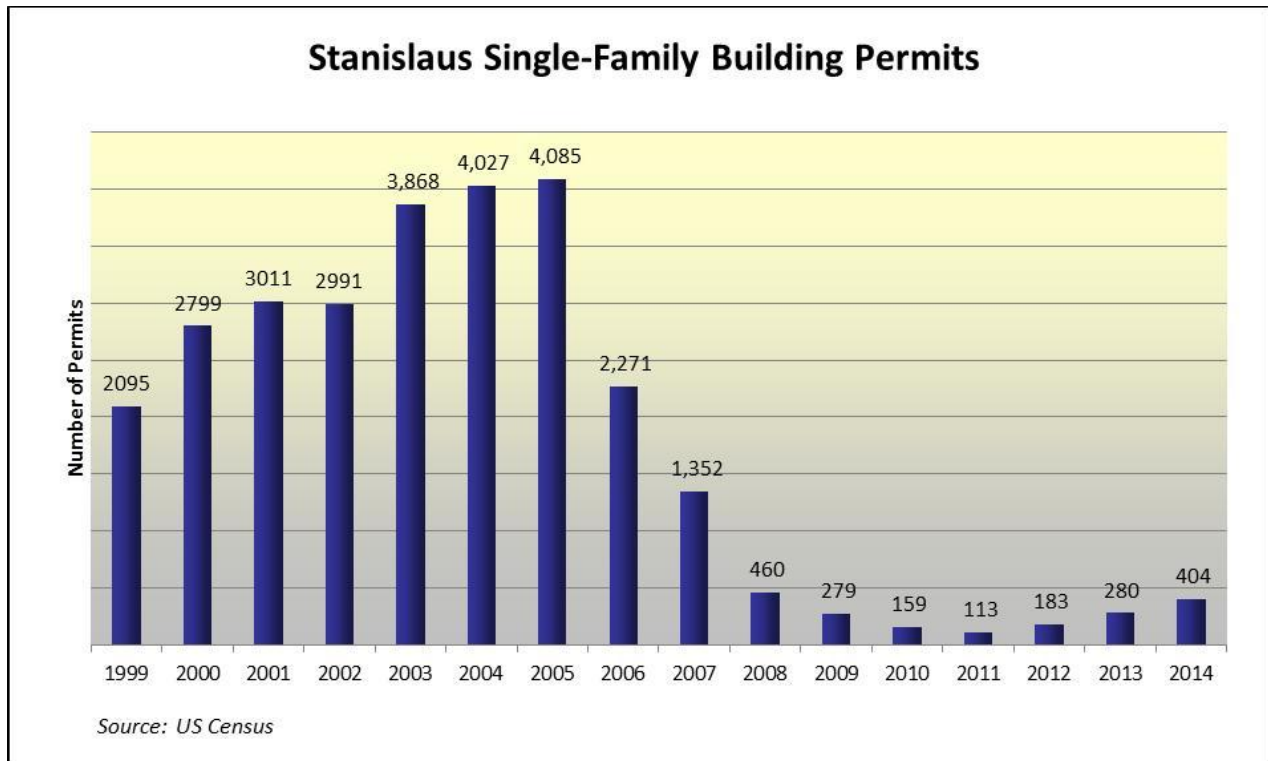
Home values increased 17.5% from March 2014 to March 2015 in Stanislaus County. Values are up nearly 82% from the low of \$129,000 during the recession. The 2014-2015 Property Tax Assessment Role showed an 11.5% increase reflecting the strong improvement in the real estate market.



\* Data used annually is from the March time period.



## SINGLE-FAMILY BUILDING PERMITS



Stanislaus County tracks issued single family residential construction permits as a way of monitoring the home construction, building materials and construction employment sector. Issued permits plummeted from a high of over 4,000 in 2005 to a low of 113 in 2011. Issued permits continue with the trend of small increases over the past few years up to 404 in 2014.

The construction sector was one of the largest employment sectors of the Stanislaus economy in the early 2000's before the Great Recession. The construction industry employed more than 14,000 people in 2005 compared to just over 6,000 in 2011.



# **Financial Policies and Schedules**

## **BUDGET PROCESS AND FINANCIAL POLICIES**

To ensure the long-term economic stability of the organization, the County of Stanislaus has developed a series of financial and budgetary policies. Using both operational guidelines and qualitative standards, these policies strive to maintain a stable and positive financial position for the foreseeable future. Moreover, they provide guidelines to management in planning and directing the County's day-to-day financial affairs and in developing recommendations to the Chief Executive Officer and the Board of Supervisors.

### **BASIS OF BUDGETING**

The annual budget is prepared, reviewed, and approved in accordance with the provisions of Sections 29000 and 29144, inclusive, of the California Government Code and other statutory provisions, commonly known as the County Budget Act. The County prepares a budget for each fiscal year on or before October 2, pursuant to the County Budget Act. Budgeted expenditures are enacted into law through the passage of an Appropriation Resolution. This Resolution mandates the maximum authorized expenditures for the fiscal year and cannot be exceeded except by subsequent amendments to the budget by the County's Board of Supervisors.

The Budget and the Annual Financial Report are prepared using Generally Accepted Accounting Principles (GAAP). The accounts of the County are organized on the basis of fund and organizational groups, each of which is considered a separate accounting entity. Governmental type funds like the General Fund, Special Revenue Funds, Capital Projects, and Debt Service use modified accrual basis, while Proprietary Funds use the full accrual basis.

Under the modified accrual basis of accounting, revenues are recognized when both measurable and available. Measurable means the amount of the transaction is known; available means the revenue will be collected in the current period or soon enough thereafter to be used to pay liabilities of the current period. Expenditures are recognized when the related liability is incurred, except for (1) principal of and interest on general long-term debt which are recognized when due; and (2) employee annual leave and claims and judgments for litigation and self-insurance, which are recorded in the period due and payable.

Full accrual is similar to commercial accounting. Recognition occurs at the time of the transaction – revenue when earned and expenses when incurred.

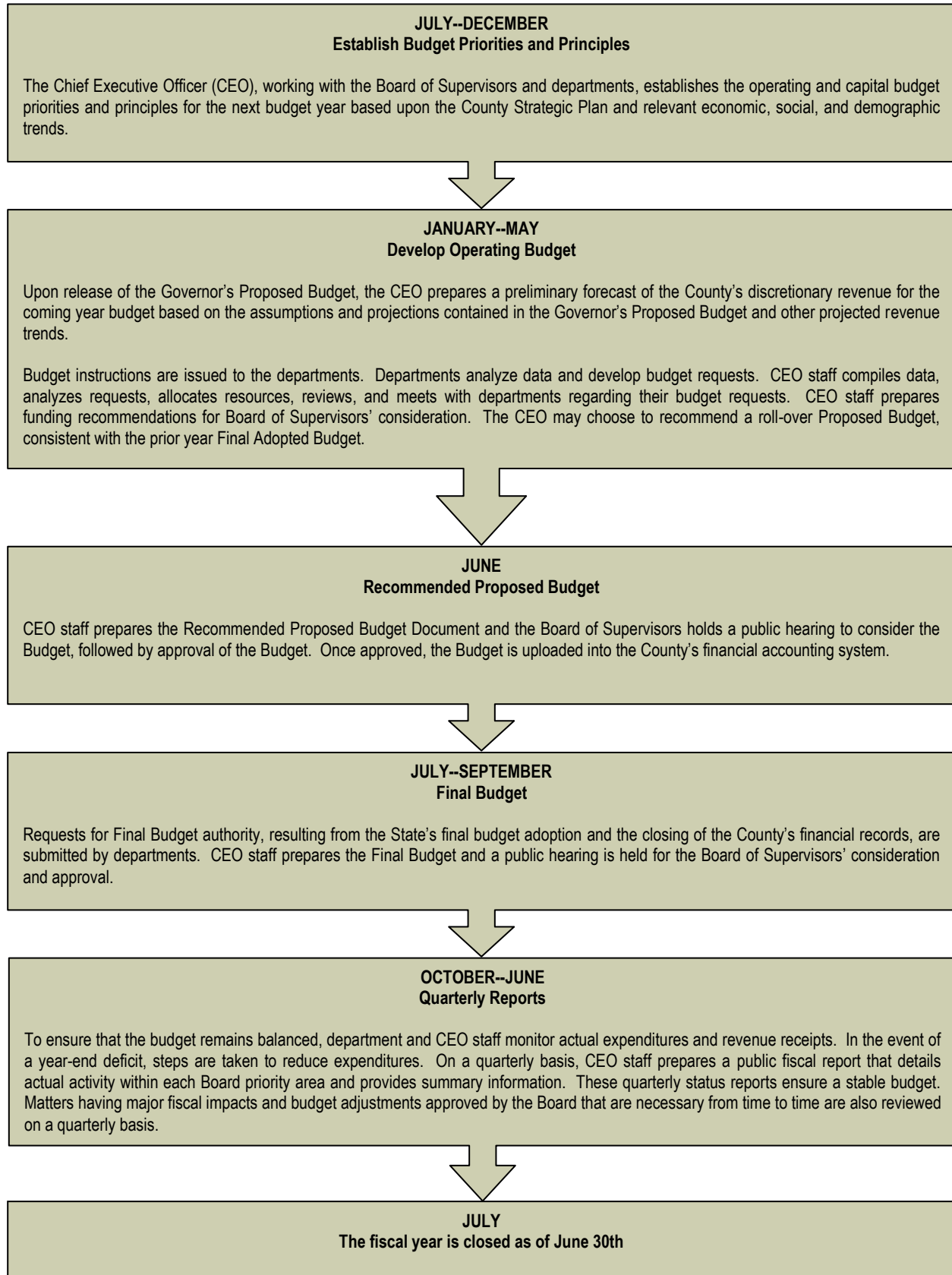
### **COUNTY BUDGET PROCESS**

The budget for Stanislaus County is an operational plan, a fiscal plan, and a staffing plan for the provision of services to the residents of Stanislaus County. The budget process encompasses the manner in which resources are assigned to goals, objectives, and community priorities set by the Board of Supervisors. A balanced budget is where the amount of budgeted expenditures is equal to or less than the amount of budgeted revenue plus other available resources. In order for government to remain in business, the law requires that an adopted budget be in place by the beginning of each fiscal year – July 1<sup>st</sup> through June 30<sup>th</sup> (See Budget Process diagram on next page).

### **ENCUMBRANCES**

The County budget is prepared on the modified accrual basis of accounting, with the exception that encumbrances outstanding at year-end are considered expenditures. Encumbrances outstanding at year-end are reported as assignments of fund balances since the commitments will be honored through subsequent years' continuing appropriations. Encumbrances do not constitute expenditures or liabilities for GAAP reporting purposes.

# COUNTY BUDGET PROCESS



## **INVESTMENT AND CASH MANAGEMENT**

**Responsibility**—Investments and cash management are the responsibility of the County Treasurer.

**Investment Objective**—The County's primary investment objective is to maintain the principal of such funds (safety) in investment vehicles which are easily converted to cash (liquidity) while obtaining a competitive market rate of return (yield) for the risk taken at the time of investing.

Safety of principal is of paramount importance. Investments will only be made in securities which have a very high probability of maintaining the principal invested. Only highly rated or strongly collateralized investments will be made. Diversification by type of investment, issuer, and maturity to minimize the risk of loss of principal due to credit deterioration or interest rate volatility will be made. Sales of securities before maturity may be made if at a gain to avoid an anticipated default of payment by the issuer of interest or principal or if such sale will allow investment in a higher yielding vehicle and any loss upon sale can be more than compensated by additional interest earnings within a six month period.

To achieve appropriate liquidity needs the Pool's investments must be in maturity ranges which meet normal, anticipated disbursement requirements of all depositors, as can be determined by historical disbursement patterns as well as communicated forecasts by depositors. Unanticipated cash disbursement needs require that investments be easily convertible to cash by maintaining shorter maturity in highly traded securities.

To achieve a competitive market rate of return or yield, individual investment decisions must be made on a competitive basis. Due to the primary need of maintaining the purchasing power and cash availability of depositors' funds, the portfolio's yield will normally be lower than that of higher risk, longer maturity investment pools. An earnings rate goal for the fund will generally achieve a yield that is 100 basis points higher than inflation.

**Authorized Investments**—Pursuant to Government Code Section 53601, investments will only be made in authorized securities with a maturity date of five years or less from the transaction settlement date. All investments (except in mutual funds) must be in securities which have a positive return if held to maturity.

In addition to the restrictions and guidelines cited in Government Code, the County Board of Supervisors annually adopts an "Investment Policy" for the Stanislaus County Treasury Pool. The Policy is prepared by the County Treasurer and approved by the Stanislaus County Treasury Pool Oversight Committee. The Policy adds further specificity to investments permitted and reducing concentration within most permitted investment types.

## **CAPITAL ASSETS**

Capital assets (including infrastructure) are recorded at historical cost or estimated historical cost if actual historical cost is not available. Contributed fixed assets are valued at their estimated fair market value on the date contributed. Capital assets include public domain assets (infrastructure) consisting of improvements to roads, bridges, lighting systems, drainage systems, and flood control. The County defines capital assets as assets with an initial, individual cost of more than \$5,000 and an estimated useful life of one year.

Capital assets used in operations are depreciated or amortized (assets under capital leases) using the straight-line method over the lesser of the capital lease period or their estimated useful lives.

Governmental Accounting Standards Board (GASB) has issued statement #51, Accounting and Financial Reporting for Intangible Assets. Intangible assets including easements, water rights, timber rights, patents, trademarks, and computer software need to be classified as capital assets. Additionally, internally generated intangible assets, e.g., computer software, are subject to capitalization. This provision should be retroactively applied to intangible assets acquired in fiscal years ending after June 30, 1980.

## **BUDGET AMENDMENT PROCESS**

Government Code Sections 29125 through 29130 authorize amendments to the adopted budget through the budget revision process. Revisions enable departments to move or adjust budgeted appropriations or adjust estimated revenues.

The County's Board of Supervisors also dictates policies regarding budget revisions. Budget revisions requiring Board of Supervisors' approval may be approved throughout the year in accordance with the following procedures:

- ◆ By 4/5 vote – all transfers from the budget “Appropriations for Contingencies” General Fund;
- ◆ By 4/5 vote – all appropriation of unbudgeted revenues from any source and use of fund balance/retained earnings; and
- ◆ The Board must approve the addition or deletion of any appropriation for Fixed Assets if over \$10,000.

Revisions that may be approved by the Chief Executive Office are appropriations and estimated revenue transfers within or between categories within a budget, excluding “Fixed Assets” over \$10,000.

## **FUND BALANCE POLICY**

As part of the preparation of the Fiscal Year 2012-2013 Final Budget, and in light of the changes due to Governmental Accounting Standards Board (GASB) Statement 54, staff reviewed publications benchmarking reserve fund policies and reviewed the policies of other California counties that received the Government Finance Officers Association (GFOA) award. As a result of this review, staff recommended the following fund balance policy, which the Board adopted on September 11, 2012. The policy is intended to provide the County with sufficient working capital and a comfortable margin of safety to address emergencies and unexpected declines in revenue without borrowing.

### **Contingency Reserve Policy**

The General Fund Assigned Contingency Reserve shall be equal to at least 8% of the average annual Discretionary Revenue for the preceding three fiscal years. The purpose of the Contingency Reserve is to mitigate economic downturns, unforeseen circumstances, state or federal budget actions that reduce revenue, to fund disaster costs associated with emergencies, and to maintain core service levels.

Any transfer of funds out of the Contingency Reserve must be approved by a 4/5 vote of the Board of Supervisors and cannot exceed the amount sufficient to balance the General Fund.

Should the fund balance fall below the 8% threshold, the Board of Supervisors shall approve and adopt a plan to restore the fund balance to the target level within 24 months. If the restoration of the fund balance cannot be accomplished within 24 months without severe hardship to the County, the Board of Supervisors shall establish a different time period.

### **Debt Service Reserve Policy**

To assist in maintaining the County's positive credit rating, a portion of the General Fund is to be set aside as a Debt Service Assignment. This classification of fund balance is to be equal to at least one year of debt service payments.



## **APPROPRIATIONS FOR CONTINGENCIES POLICY**

The purpose of Appropriations for Contingencies is to provide funds to meet unexpected and emergency financial exposures which may arise during the fiscal year as a result of reductions in Federal and State revenues, sudden downturn in the economy, or other unforeseen program and community needs. As a result, the budget should provide for adequate funds in base funding of the Appropriations for Contingencies. Beginning with the 2015-2016 Recommended Final Budget, a new policy is proposed to fund the base amount in Appropriations for Contingencies at a level of least 2% of total projected General Fund revenue of the same budget year. Exposures that are already identified should be added to the base funding. In the 2015-2016 Recommended Final Budget, an addition of \$750,000 in base funding of Appropriations for Contingencies is recommended to comply with the proposed policy.



## 2015-2016 Recommended Final Budget Financial Overview by Priority

Revenue Categories	2015-2016							Recommended Final Budget Total
	A Safe Community	A Healthy Community	A Strong Local Economy	A Strong Agricultural Economy/Heritage	A Well Planned Infrastructure System	Efficient Delivery of Public Services		
Taxes	\$ 1,104,255	\$ -	\$ 9,420,500	\$ -	\$ 8,656,640	\$ 126,319,000	\$ 145,500,395	
Licenses, Permits, Franchises	390,000	88,653	-	427,500	1,928,542	1,375,126	4,209,821	
Fines, Forfeitures, Penalties	3,617,000	875,200	-	-	81,220	2,575,123	7,148,543	
Revenue from Use of Assets	127,250	758,032	3,330	6,000	726,405	3,662,348	5,283,365	
Intergovernmental Revenue	35,011,143	413,280,774	8,169,767	2,228,323	61,817,753	57,484,443	577,992,203	
Charges for Service	28,627,448	82,830,826	11,640,573	727,775	27,394,928	104,568,205	255,789,755	
Miscellaneous Revenue	1,693,400	6,444,555	339,650	2,300	223,729	668,074	9,371,708	
Other Financing Sources	2,068,662	26,061,266	491,810	-	11,616,028	6,586,430	46,824,196	
<b>Total Revenue</b>	<b>\$ 72,639,158</b>	<b>\$ 530,339,306</b>	<b>\$ 30,065,630</b>	<b>\$ 3,391,898</b>	<b>\$ 112,445,245</b>	<b>\$ 303,238,749</b>	<b>\$ 1,052,119,986</b>	

### Appropriation Categories

Salaries and Benefits	\$ 116,025,873	\$ 193,854,412	\$ 19,917,031	\$ 5,004,198	\$ 26,302,380	\$ 32,986,915	\$ 394,090,809
Services and Supplies	38,342,046	103,178,594	10,841,305	354,906	77,734,894	94,151,010	324,602,755
Other Charges	34,634,126	236,497,656	1,325,694	534,168	16,701,764	9,094,371	298,787,779
Fixed Assets	4,084,659	2,220,172	688,750	121,000	7,959,072	970,200	16,043,853
Other Financing Uses	2,322,339	517,372	-	-	1,238,026	47,802,674	51,880,411
Intrafund	10,202	(64,998)	-	73,335	822,017	(464,716)	375,840
Contingencies	3,329,602	-	-	-	-	8,170,864	11,500,466
<b>Total Expenditures</b>	<b>\$ 198,748,847</b>	<b>\$ 536,203,208</b>	<b>\$ 32,772,780</b>	<b>\$ 6,087,607</b>	<b>\$ 130,758,153</b>	<b>\$ 192,711,318</b>	<b>\$ 1,097,281,913</b>
<b>Net Increase (Decrease) in Fund Balance/Retained Earnings</b>	<b>\$ (126,109,689)</b>	<b>\$ (5,863,902)</b>	<b>\$ (2,707,150)</b>	<b>\$ (2,695,709)</b>	<b>\$ (18,312,908)</b>	<b>\$ 110,527,431</b>	<b>\$ (45,161,927)</b>



## 2015-2016 Recommended Final Budget Financial Overview by Fund

Revenue Categories	General Fund	Special Revenue Funds	Capital Projects Funds	Enterprise Funds	Internal Services Funds	2015-2016 Recommended Final Budget Total
Taxes	\$ 126,319,000	\$12,324,755	\$ -	\$ 6,856,640	\$ -	\$ 145,500,395
Licenses, Permits, Franchises	2,365,426	1,844,395	-	-	-	4,209,821
Fines, Forfeitures, Penalties	5,066,123	1,122,420	960,000	-	-	7,148,543
Revenue from Use of Assets	3,466,806	920,323	46,000	570,944	279,292	5,283,365
Intergovernmental Revenue	67,007,734	509,725,512	-	1,131,127	127,830	577,992,203
Charges for Service	46,414,517	72,727,130	-	43,285,422	93,362,686	255,789,755
Miscellaneous Revenue	817,328	2,518,814	-	5,943,066	92,500	9,371,708
Other Financing Sources	8,200,692	31,337,628	-	7,281,876	4,000	46,824,196
<b>Total Revenue</b>	<b>\$ 259,657,626</b>	<b>\$ 632,520,977</b>	<b>\$ 1,006,000</b>	<b>\$ 65,069,075</b>	<b>\$ 93,866,308</b>	<b>\$ 1,052,119,986</b>
<b>Appropriation Categories</b>						
Salaries and Benefits	\$ 138,703,724	\$ 223,472,568	\$ -	\$ 23,095,919	\$ 8,818,598	\$ 394,090,809
Services and Supplies	51,945,554	162,152,026	710,000	30,097,298	79,697,877	324,602,755
Other Charges	25,148,025	256,804,476	30,510	11,777,947	5,026,821	298,787,779
Fixed Assets	3,963,459	3,824,750	-	6,251,444	2,004,200	16,043,853
Other Financing Uses	47,947,674	1,862,796	800,000	1,269,941	-	51,880,411
Intrafund	(286,992)	662,832	-	-	-	375,840
Contingencies	11,500,466	-	-	-	-	11,500,466
<b>Total Expenditures</b>	<b>\$ 278,921,910</b>	<b>\$ 648,779,448</b>	<b>\$ 1,540,510</b>	<b>\$ 72,492,549</b>	<b>\$ 95,547,496</b>	<b>\$ 1,097,281,913</b>
<b>Net Increase (Decrease) in Fund Balance/Retained Earnings</b>	<b>\$ (19,264,284)</b>	<b>\$ (16,258,471)</b>	<b>\$ (534,510)</b>	<b>\$ (7,423,474)</b>	<b>\$ (1,681,188)</b>	<b>\$ (45,161,927)</b>



## 2015-2016 Recommended Final Budget Net County Cost Schedule

Fund Type	Recommended Final Budget Expenditures	Recommended Final Budget Revenue	Recommended Final Budget Fund Balance/ Retained Earnings	Recommended Final Budget Net County Cost
<b>General Fund</b>				
AAA - Veterans Services	\$ 554,142	\$ 193,925	\$ -	\$ 360,217
Agricultural Commissioner	5,595,931	3,388,023	-	2,207,908
Assessor	5,736,858	882,500	-	4,854,358
Auditor-Controller	4,364,545	3,049,768	-	1,314,777
Board of Supervisors	1,054,038	58,919	-	995,119
Chief Executive Office - Airport	190,000	-	-	190,000
Chief Executive Office - Appropriations for Contingencies	8,170,864	-	-	8,170,864
Chief Executive Office - C.I.F.A.	140,633	-	-	140,633
Chief Executive Office - County Court Funding	6,491,932	2,981,800	-	3,510,132
Chief Executive Office - County Facilities	4,168,076	5,750	-	4,162,326
Chief Executive Office - Crows Landing Air Facility	222,794	222,794	-	-
Chief Executive Office - Debt Service	12,225,810	5,022,213	-	7,203,597
Chief Executive Office - Focus on Prevention	1,000,000	-	-	1,000,000
Chief Executive Office - Economic Development Bank	1,500,000	-	-	1,500,000
Chief Executive Office - General Fund Contribution to Other Programs	7,068,468	-	-	7,068,468
Chief Executive Office - General Fund Match - VLF	14,247,454	14,247,454	-	-
Chief Executive Office - Jail Medical	9,635,166	500,000	-	9,135,166
Chief Executive Office - Mandated County Match	18,025,276	-	-	18,025,276
Chief Executive Office - OES/Fire Warden	2,067,325	281,510	-	1,785,815
Chief Executive Office - Operations and Services	7,829,910	2,462,102	-	5,367,808
Chief Executive Office - Plant Acquisition	3,352,535	60,000	-	3,292,535
Chief Executive Office - Risk Management Division	1,774,555	1,266,838	-	507,717
Clerk-Recorder	1,943,633	1,782,155	-	161,478
Clerk-Recorder - Elections	3,943,898	1,580,161	-	2,363,737
Cooperative Extension	475,437	3,875	-	471,562
County Counsel	2,452,542	1,172,987	-	1,279,555
District Attorney - Criminal Division	15,387,072	1,367,179	-	14,019,893
General Services Agency - Administration	634,661	634,661	-	-
Grand Jury	150,028	-	-	150,028
Parks and Recreation	5,514,750	3,228,419	-	2,286,331
Parks and Recreation - TRRP	129,675	-	-	129,675
Planning & Community Development	2,028,810	762,279	-	1,266,531
Probation - Administration	2,956,775	287,100	-	2,669,675
Probation - Community Corrections Partnership	4,168,189	4,168,189	-	-
Probation - Field Services	11,012,516	2,351,813	-	8,660,703
Probation - Institutional Services	6,272,795	1,234,800	-	5,037,995
Probation - Juvenile Commitment Facility	3,573,793	1,195,020	-	2,378,773
Public Defender	5,995,852	851,616	-	5,144,236
Public Defender - Indigent Defense	4,661,460	90,000	-	4,571,460
Sheriff - Administration	9,562,724	1,097,912	-	8,464,812
Sheriff - Contract Cities	10,605,167	10,605,167	-	-
Sheriff - Detention	39,610,420	9,482,407	-	30,128,013
Sheriff - Operations	28,967,894	2,251,761	-	26,716,133
Treasurer - Admin/Taxes	1,830,019	457,250	-	1,372,769
Treasurer - Revenue Recovery	1,036,573	1,036,573	-	-
Treasurer - Treasury	590,915	590,915	-	-
<b>Total General Fund</b>	<b>\$ 278,921,910</b>	<b>\$ 80,855,835</b>	<b>\$ -</b>	<b>\$ 198,066,075</b>
<b>Discretionary Revenue/Fund Balance</b>				
Chief Executive Office - Discretionary Revenue	\$ -	\$ 178,801,791	\$ -	\$ (178,801,791)
Assigned Fund Balance			\$ 5,340,939	\$ (5,340,939)
Unassigned Fund Balance			\$ 13,923,345	\$ (13,923,345)
<b>Adjusted General Fund</b>	<b>\$ 278,921,910</b>	<b>\$ 259,657,626</b>	<b>\$ 19,264,284</b>	<b>\$ -</b>



## 2015-2016 Recommended Final Budget Net County Cost Schedule

Fund Type	Recommended Final Budget Expenditures	Recommended Final Budget Revenue	Recommended Final Budget Fund Balance/ Retained Earnings	Recommended Final Budget Net County Cost
<b>Special Revenue Fund</b>				
Alliance Worknet	\$ 9,283,522	\$ 8,836,628	\$ 446,894	\$ -
Alliance Worknet - StanWORKs	10,721,742	10,721,742	-	-
Area Agency on Aging	3,575,978	3,283,056	-	292,922
Behavioral Health and Recovery Services	49,129,745	45,932,289	2,372,097	825,359
BHRS - Alcohol and Drug	9,298,052	9,298,052	-	-
BHRS - Managed Care	10,668,270	8,005,087	2,663,183	-
BHRS - Mental Health Services Act	31,798,359	31,798,359	-	-
BHRS - Public Guardian	1,280,565	125,000	-	1,155,565
BHRS - Stanislaus Recovery Center	2,588,543	2,588,543	-	-
Chief Executive Office - County Fire Service Fund	1,499,988	1,279,255	7,745	212,988
Chief Executive Office - DNA Identification Fund Prop 69	208,000	130,000	78,000	-
Chief Executive Office - DOJ Drug & Alcohol	120,000	36,000	28,457	55,543
Chief Executive Office - OES Homeland Security Grants	-	-	-	-
Child Support Services	15,879,686	15,879,686	-	-
Children and Families Commission	7,287,186	5,179,533	2,107,653	-
Clerk-Recorder - Vital & Health Statistics	50,000	54,909	(4,909)	-
Clerk-Recorder Modernization	1,679,711	645,259	1,034,452	-
Cooperative Extension - Farm & Home Advisors Research Trust	16,239	-	16,239	-
CSA - County Children's Fund	110,050	139,098	(29,048)	-
CSA - General Assistance	670,128	129,425	-	540,703
CSA - IHSS Provider Wages	70,371,716	68,413,974	-	1,957,742
CSA - IHSS Public Authority - Administration	674,670	653,542	-	21,128
CSA - IHSS Public Authority - Benefits	749,460	749,460	-	-
CSA - Integrated Children's Services	-	-	-	-
CSA - Public Economic Assistance	106,081,112	102,530,534	-	3,550,578
CSA - Services and Support	146,382,212	142,937,923	-	3,444,289
District Attorney - Arson Task Force	20,524	20,000	524	-
District Attorney - Auto Insurance Fraud Prosecution	200,288	200,288	-	-
District Attorney - Consumer Fraud	417,477	-	417,477	-
District Attorney - Criminal Division Asset Forfeiture	5,000	-	5,000	-
District Attorney - Elder Abuse Advocacy & Outreach	-	-	-	-
District Attorney - Federal Asset Forfeiture	4,600	-	4,600	-
District Attorney - Impaired Driver Vertical Prosecution	340,528	340,528	-	-
District Attorney - Real Estate Fraud	365,311	212,196	-	153,115
District Attorney - Rural Crimes Prevention	-	-	-	-
District Attorney - Unserved/Underserved Victim Advocacy and Outreach Program	117,828	117,828	-	-
District Attorney - Vertical Prosecution Block Grant	-	-	-	-
District Attorney - Victim Compensation & Government Claims	63,853	63,853	-	-
District Attorney - Victim Services Program	357,009	353,681	-	3,328
Environmental Resources	8,169,277	6,542,214	760,971	866,092
Environmental Resources - AB 939	769,368	769,368	-	-
Environmental Resources - Abandoned Vehicles	51,465	50,000	1,465	-
Environmental Resources - Beverage Container Recycling	30,000	30,000	-	-
Environmental Resources - Code Enforcement Abatement	20,000	-	20,000	-
Environmental Resources - Disclosure Program	380,000	344,000	36,000	-
Environmental Resources - E-Waste Collection Facility	25,200	25,200	-	-
Environmental Resources - Household Hazardous Waste	778,500	778,500	-	-
Environmental Resources - Trust Fund	41,174	-	41,174	-
Environmental Resources - Underground Storage Tank	258,970	258,970	-	-
Environmental Resources - Used Oil Recycling	82,590	82,590	-	-
Environmental Resources - Vehicle Registration Fee Surcharge	67,733	4,500	63,233	-
Environmental Resources - Waste Tire Enforcement Grant	120,270	120,270	-	-
General Services Agency - 12th Street - Office Building	46,152	20,857	-	25,295
H.S.A. - I.H.C.P. (CHIP)	-	-	-	-
Health Services Agency - Administration	6,926,714	6,926,714	-	-



## 2015-2016 Recommended Final Budget Net County Cost Schedule

Fund Type	Recommended Final Budget Expenditures	Recommended Final Budget Revenue	Recommended Final Budget Fund Balance/ Retained Earnings	Recommended Final Budget Net County Cost
Health Services Agency - EMS Discretionary Fund	202,649	106,750	95,899	-
Health Services Agency - IHCP EMS Hospital	228,000	228,000	-	-
Health Services Agency - IHCP EMS Physicians	445,500	445,500	-	-
Health Services Agency - Indigent Health Care	565,207	265,207	-	300,000
Health Services Agency - PH Vital and Health Statistics	20,000	50,000	(30,000)	-
Health Services Agency - Public Health	26,276,114	24,293,561	(371,425)	2,353,978
Library	11,267,516	10,015,450	760,256	491,810
Parks and Recreation - Fish and Wildlife	37,800	10,000	27,800	-
Parks and Recreation - Modesto Reservoir Patrol	91,000	23,000	68,000	-
Parks and Recreation - Off-Highway Vehicle Fund	1,114,060	1,100,849	13,211	-
Parks and Recreation - Regional Water Safety Training Center	39,000	30,000	9,000	-
Planning - Building Permits	2,505,859	2,129,486	376,373	-
Planning - Dangerous Bldg Abatement	160,000	145,000	15,000	-
Planning - General Plan Maintenance	129,500	132,700	(3,200)	-
Planning - Salida Planning Efforts	-	-	-	-
Planning - Special Revenue Grants	5,497,798	5,497,798	-	-
Planning - Successor Housing Agency	-	-	-	-
Probation - Corrections Performance Incentive Fund	556,451	200,000	356,451	-
Probation - Juvenile Accountability Block Grant	223,959	223,959	-	-
Probation - Juvenile Justice Crime Prevention Act	1,693,830	1,474,289	219,541	-
Probation - Local Community Corrections	16,323,569	16,323,569	-	-
Probation - Ward Welfare Fund	40,000	40,000	-	-
Probation - Youthful Offender Block Grant	1,586,587	1,242,183	344,404	-
Public Works - Administration	1,119,348	1,119,348	-	-
Public Works - Engineering	4,676,366	4,573,726	57,640	45,000
Public Works - Road and Bridge	65,127,025	61,975,018	3,152,007	-
Sheriff - CAL ID Program	531,130	425,000	106,130	-
Sheriff - CAL-MMET	779,915	680,000	99,915	-
Sheriff - Civil Process Fee	666,340	275,000	391,340	-
Sheriff - Court Security	5,708,683	5,147,569	456,983	104,131
Sheriff - Dedicated Funds	-	-	-	-
Sheriff - Driver Training Program	205,601	205,601	-	-
Sheriff - Justice Assistance Grant	714,937	714,937	-	-
Sheriff - Vehicle Theft Unit	460,939	419,000	41,939	-
<b>Total Special Revenue Funds</b>	<b>\$ 648,779,448</b>	<b>\$ 616,121,411</b>	<b>\$ 16,258,471</b>	<b>\$ 16,399,566</b>
<b>Capital Projects Funds</b>				
Chief Executive Office - Courthouse Construction Fund	\$ 710,000	\$ 466,000	\$ 244,000	\$ -
Chief Executive Office - Criminal Justice Facilities Fund	830,510	540,000	290,510	-
Planning - RDA Housing Set Aside	-	-	-	-
Planning - Redevelopment Agency	-	-	-	-
<b>Total Capital Projects Funds</b>	<b>\$ 1,540,510</b>	<b>\$ 1,006,000</b>	<b>\$ 534,510</b>	<b>\$ -</b>
<b>Enterprise Funds</b>				
Environmental Resources - Fink Road Landfill	\$ 11,161,651	\$ 7,070,958	\$ 4,090,693	\$ -
Environmental Resources - Geer Road Landfill	1,999,378	2,163,157	(163,779)	-
Health Services Agency - Clinic and Ancillary Svcs	44,439,150	41,224,386	(1,304,674)	4,519,438
Public Works - Local Transit System	13,178,038	8,473,943	4,704,095	-
Sheriff - Jail Commissary / Inmate Welfare	1,714,332	1,617,193	97,139	-
<b>Total Enterprise Funds</b>	<b>\$ 72,492,549</b>	<b>\$ 60,549,637</b>	<b>\$ 7,423,474</b>	<b>\$ 4,519,438</b>





## 2015-2016 Recommended Final Budget Net County Cost Schedule

Fund Type	Recommended Final Budget Expenditures	Recommended Final Budget Revenue	Recommended Final Budget Fund Balance/ Retained Earnings	Recommended Final Budget Net County Cost
<b>Internal Service Funds</b>				
Chief Executive Office - Dental Self-Insurance	\$ 4,163,000	\$ 3,788,000	\$ 375,000	\$ -
Chief Executive Office - General Liability	4,880,725	5,330,725	(450,000)	-
Chief Executive Office - Medical Self-Insurance	52,400,000	54,400,000	(2,000,000)	-
Chief Executive Office - Other Employee Benefits	497,700	497,700	-	-
Chief Executive Office - Professional Liability	410,000	410,000	-	-
Chief Executive Office - Unemployment Insurance	614,450	214,450	400,000	-
Chief Executive Office - Vision Care Insurance	738,000	738,000	-	-
Chief Executive Office - Workers' Compensation	5,078,000	4,903,000	175,000	-
General Services Agency - Central Services Division	1,290,350	1,290,350	-	-
General Services Agency - Facilities Maintenance Division	5,453,561	5,187,370	266,191	-
General Services Agency - Fleet Services Division	2,759,182	2,790,626	(31,444)	-
General Services Agency - Utilities	4,271,658	4,271,658	-	-
Integrated Criminal Justice Information System	1,162,550	615,850	546,700	-
Public Works - Morgan Shop	5,453,548	4,092,860	1,360,688	-
S.B.T. - Telecommunications	1,112,114	860,359	251,755	-
Strategic Business Technology	5,262,658	4,475,360	787,298	-
<b>Total Internal Service Funds</b>	<b>\$ 95,547,496</b>	<b>\$ 93,866,308</b>	<b>\$ 1,681,188</b>	<b>\$ -</b>
<b>Total All Funds</b>				
	<b>\$ 1,097,281,913</b>	<b>\$ 1,031,200,982</b>	<b>\$ 45,161,927</b>	<b>\$ 20,919,004</b>
<b>OTHER COUNTY MATCH CONTRIBUTIONS/CONTINGENCIES</b>				
County Match Contingency	\$ -	\$ -	\$ -	\$ -
HSA Deficit Repayment Reserve	-	-	-	410,406
Law Library	-	-	-	54,240
North McHenry Tax Sharing	-	-	-	2,085,105
Local Area Formation Commission	-	-	-	190,888
Stanislaus Animal Services Agency	-	-	-	1,432,102
Stanislaus Council of Governments	-	-	-	1,999
<b>Total Other County Match Contributions</b>	<b>\$ -</b>	<b>\$ -</b>	<b>\$ -</b>	<b>\$ 4,174,740</b>
<b>TOTAL COUNTY APPROPRIATIONS</b>				
	<b>\$ 1,097,281,913</b>	<b>\$ 1,031,200,982</b>	<b>\$ 45,161,927</b>	<b>\$ 25,093,744</b>



## 2015-2016 Recommended Final Budget Fund Balance Report

	Beginning Fund Balance 7/1/2015	Recommended Final Budget Revenue	Recommended Final Budget Appropriations	Projected Fund Balance 6/30/2016
<b>GENERAL FUND</b>	<b>\$ 142,659,411</b>	<b>\$ 259,657,626</b>	<b>\$ (278,921,910)</b>	<b>\$ 123,395,127</b>
<b>SPECIAL REVENUE</b>				
1001 ER Environmental Resources	8,110,644	7,408,306	(8,169,277)	7,349,673
1002 ER Household Hazardous Waste	837,990	778,500	(778,500)	837,990
1003 ER Vehicle Registration	367,836	4,500	(67,733)	304,603
1004 ER Source Reduction & Recycling	1,472	769,368	(769,368)	1,472
1005 ER Disclosure Program	349,771	344,000	(380,000)	313,771
1006 ER Local Oversight Program	100,507	258,970	(258,970)	100,507
1008 ER Used Oil Recycling	64,590	82,590	(82,590)	64,590
1009 ER Environmental Enforcement	41,206	-	(41,174)	32
1010 ER Beverage Container Recycling	358	30,000	(30,000)	358
1012 ER Waste Tire Enforcement Grant	-	120,270	(120,270)	-
1014 ER Abandoned Vehicle	117,026	50,000	(51,465)	115,561
1015 ER E-Waste Collection Center	125	25,200	(25,200)	125
1016 ER-Code Enforcement Abatement	119,200	-	(20,000)	99,200
1051 AAA Area Agency on Aging	1,008,517	3,575,978	(3,575,978)	1,008,517
1071 Department of Child Support Services	1,578,676	15,879,686	(15,879,686)	1,578,676
1101 PW Road & Bridge	20,175,986	13,038,880	(14,939,737)	18,275,129
1102 PW Road Projects	(1,422,392)	48,936,138	(50,187,288)	(2,673,542)
1103 PW AB-2928 Supplemental Maintenance	11,250	-	-	11,250
1104 PW Kaiser Voluntary Funds (Road Infrastructure)	384,222	-	-	384,222
1151 PW Parklawn Sewer Project	(10,743)	-	-	(10,743)
1201 PW Administration	129,882	1,119,348	(1,119,348)	129,882
1202 PW Engineering	(114,183)	4,569,866	(4,569,866)	(114,183)
1203 PW County survey monument pres	292,499	48,860	(106,500)	234,859
1206 PL Building Permits Division	2,377,909	2,129,486	(2,505,859)	2,001,536
1250 DO NOT USE Successor Housing Agency Fund	-	-	-	-
1317 AW StanWORKs	(1,558)	10,721,742	(10,721,742)	(1,558)
1320 AW Subfund Clearing Pool	1,176,397	8,836,628	(9,283,522)	729,503
1401 HSA Administration	150,629	6,926,714	(6,926,714)	150,629
1402 HSA Public Health	7,185,433	26,333,882	(25,962,457)	7,556,858
1404 HSA Indigent Health Care	1,355,853	565,207	(565,207)	1,355,853
1405 HSA PH Tobacco Tax Education	1,911	168,000	(168,000)	1,911
1428 HSA PH Vital and Health Statistics	653,154	50,000	(20,000)	683,154
1429 HSA EMS - Discretionary	73,758	106,750	(202,649)	(22,141)
1431 HSA PH California Children Services Donation	2,005	-	-	2,005
1434 HSA IHCP EMS-Hospitals	133,038	228,000	(228,000)	133,038
1435 HSA IHCP EMS-Physicians	31,725	445,500	(445,500)	31,725
1436 HSA PH CDC Base Funding	966	97,814	(97,814)	966
1438 HSA PH HPP Base Funding	1,104	47,843	(47,843)	1,104
1501 Mental Health	15,921,040	46,757,648	(49,129,745)	13,548,943
1502 MH Alcohol & Drug	574,992	9,298,052	(9,298,052)	574,992
1503 MH Public Guardian	439,474	1,280,565	(1,280,565)	439,474
1504 MH Managed Care	(698,320)	8,005,087	(10,668,270)	(3,361,503)
1505 MH Stanislaus Recovery Center	628,090	2,588,543	(2,588,543)	628,090
1507 MH Prop 63	-	31,798,359	(31,798,359)	-
1631 CSA Program Services & Support	165,994	146,382,212	(146,382,212)	165,994
1632 CSA Public Economic Assistance	345	106,081,112	(106,081,112)	345
1633 CSA General Assistance	-	670,128	(670,128)	-
1636 CSA Integrated Childrens Services	98	-	-	98
1637 CSA County Children's Fund	79,440	139,098	(110,050)	108,488
1640 CSA Public Authority - Administration	1	674,670	(674,670)	1



## 2015-2016 Recommended Final Budget Fund Balance Report

	Beginning Fund Balance 7/1/2015	Recommended Final Budget Revenue	Recommended Final Budget Appropriations	Projected Fund Balance 6/30/2016
1641 CSA Public Authority - Benefits Administration	6	749,460	(749,460)	6
1642 CSA IHSS Provider Wages	49	70,371,716	(70,371,716)	49
1651 Library	10,188,898	10,507,260	(11,267,516)	9,428,642
1670 CEO OES Homeland Security Grant	(132,251)	-	-	(132,251)
1677 CEO OES Homeland Security Grant 2011	(32,609)	-	-	(32,609)
1678 DA Impaired Driver Vertical Prosecution Program	(16,242)	340,528	(340,528)	(16,242)
1679 PROB Local Community Corrections	7,825,400	16,323,569	(16,323,569)	7,825,400
1680 CEO Honor Farm Barracks 1,2 Proceeds	214,167	-	-	214,167
1681 PL St CalHome 2010 Grant	24,890	225,000	(190,014)	59,876
1682 PL - State Grants	39,915	480,000	(218,196)	301,719
1683 PL HOME Grant	16,074	232,306	(232,306)	16,074
1684 PL Annual Work Plan-Hughson	-	187,741	(187,741)	-
1685 CEO OES Homeland Security Grant 2010	11,793	-	-	11,793
1686 DA Unserved/Underserved Victim Advocacy and Outreach Program	10,682	117,828	(117,828)	10,682
1687 CEO Stanislaus Family Justice Center	889	-	-	889
1688 PROB Corrections Performance Incentive Act	977,240	200,000	(556,451)	620,789
1689 PL St CalHome Grant Housing Rehabilitation	36,361	365,306	(365,306)	36,361
1690 CEO OES Homeland Security Grant 2009	2,450	-	-	2,450
1691 PL CDBG/NSP3	99,838	554,670	(554,670)	99,838
1692 PL CDBG-R (Recovery Act)	100	21,717	(150,000)	(128,183)
1693 PL CDBG-HPRP & Emergency Solutions (Homeless Prevention Program)	-	194,112	(194,112)	-
1694 PKS Regional Water Safety Training Center	131,623	30,000	(39,000)	122,623
1695 PL Con Plan-County-CDBG/NSP	3,004,596	370,000	(370,000)	3,004,596
1696 OES 2007 PSIC Grant Program	(20,599)	-	-	(20,599)
1697 CEO OES Homeland Security Grant 2008	11,693	-	-	11,693
1698 PROB Youthful Offender Block Grant (YOBG)	5,555,947	1,242,183	(1,586,587)	5,211,543
1702 PARKS-Off Highway Vehicle Fund	481,262	1,100,849	(1,114,060)	468,051
1703 SO Cal Id	519,058	425,000	(531,130)	412,928
1707 DA Federal Asset Forfeiture	4,626	-	(4,600)	26
1710 DA BOC Victim Restitution	-	63,853	(63,853)	-
1711 DA Child Abduction	5,000	-	-	5,000
1712 DA Auto Fraud	(24,892)	200,288	(200,288)	(24,892)
1714 DA Victim Witness	6,781	357,009	(357,009)	6,781
1715 SO Vehicle Theft	433,676	419,000	(460,939)	391,737
1716 DA Rural Crime Task Force	-	-	-	-
1717 PL State CDBG Program Income	-	-	(100,000)	(100,000)
1723 CLK Fixed Asset Acquisition	2,850,054	645,259	(1,679,711)	1,815,602
1725 CEO County Fire Service	1,459,824	1,492,243	(1,499,988)	1,452,079
1726 CEO Alcohol and Drug Analysis	179,295	91,543	(120,000)	150,838
1727 PARKS-Fish and Wildlife	45,800	10,000	(37,800)	18,000
1728 PARKS-Modesto Reservoir Patrol	272,257	23,000	(91,000)	204,257
1737 PROB Criminalistics Lab	112,825	-	-	112,825
1743 SO Sheriffs Dedicated Funds	298,898	-	-	298,898
1746 PL Dangerous Bldg Abatement fund	2,589	145,000	(160,000)	(12,411)
1755 CFFC Children and Families Commission	10,228,504	5,179,533	(7,287,186)	8,120,851
1759 AG Ag Comm Development Fees	878	-	-	878
1761 DA Arson Task Force	524	20,000	(20,524)	-
1764 PROB Juvenile Accountability Grant 2003	6,571	223,959	(223,959)	6,571
1765 PROB Ward Welfare fund	353,787	40,000	(40,000)	353,787
1766 COOP Farm & Home Advisors Research	48,009	-	(16,239)	31,770
1767 CEO 2003 Local Law Enforcement Block Grant	264	-	-	264
1768 SO Sheriffs Civil Process Fee	1,574,153	275,000	(666,340)	1,182,813
1769 SO Sheriffs Driver Training Program	41,960	205,601	(205,601)	41,960
1771 DA Asset Forfeiture	38,250	-	(5,000)	33,250
1775 DA Vertical Prosecution Block Grant	4,959	-	-	4,959
1776 DA Real Estate Fraud Prosecution	238,583	365,311	(365,311)	238,583



## 2015-2016 Recommended Final Budget Fund Balance Report

	Beginning Fund Balance 7/1/2015	Recommended Final Budget Revenue	Recommended Final Budget Appropriations	Projected Fund Balance 6/30/2016
1777 CEO Prop 69-DNA Identification	308,738	130,000	(208,000)	230,738
1780 SO Cal-MMET	856,637	680,000	(779,915)	756,722
1781 AC Tobacco Settlement Securitization	63,339,247	-	-	63,339,247
1782 PL State CalHome Grant Reuse	70,916	1,000	(69,507)	2,409
1783 PL Annual Work Plan-County	117,922	1,735,635	(1,735,635)	117,922
1784 PL Annual Work Plan-Oakdale	-	218,739	(218,739)	-
1785 PL Annual Work Plan-Patterson	-	204,202	(204,202)	-
1786 CLK Vital and Health Statistics	254,700	54,909	(50,000)	259,609
1792 CEO OES Homeland Security Grant 2006	4,111	-	-	4,111
1793 PROB cpa 2004/2005	-	-	-	-
1797 CEO 2004 Local Law Enforcement Block Grant	1,759	-	-	1,759
1798 PROB JJCPA Programs	2,787,681	1,474,289	(1,693,830)	2,568,140
1799 CEO Justice Assistance Grants (JAG)	26,120	714,937	(714,937)	26,120
171A GSA 12th Street Office Bldg	1,018	46,152	(46,152)	1,018
171B GSA 12th St Condominium Resv (former Parking Garage)	48,000	-	-	48,000
176C SO Court Security	1,448,570	5,251,700	(5,708,683)	991,587
177A DA Enforce Consumer Protection Laws	402,863	-	(417,477)	(14,614)
178A PL Annual Work Plan-Ceres	-	310,196	(310,196)	-
178B PL Annual Work Plan-Newman	-	204,356	(204,356)	-
178C PL Annual Work Plan-Waterford	-	192,818	(192,818)	-
178D PL Salida Planning Efforts	441,220	-	-	441,220
179A PL General Plan Maintenance Fees	1,276,619	132,700	(129,500)	1,279,819
179B CEO OES Homeland Security Grant 2005	(13,972)	-	-	(13,972)
179C AC 2006 Tobacco Securitization	36,322,590	-	-	36,322,590
179D CEO OES Homeland Security Grant 2007	215	-	-	215
<b>Total Special Revenue Funds</b>	<b>\$ 217,227,276</b>	<b>\$ 632,520,977</b>	<b>\$ (648,779,448)</b>	<b>\$ 200,968,805</b>

### CAPITAL PROJECTS

2025 CEO Courthouse Construction	3,867,340	466,000	(710,000)	3,623,340
2026 CEO Criminal Justice Facility	1,440,467	540,000	(830,510)	1,149,957
<b>Capital Projects Total</b>	<b>\$ 5,307,807</b>	<b>\$ 1,006,000</b>	<b>\$ (1,540,510)</b>	<b>\$ 4,773,297</b>

### ENTERPRISE

4001 PW Transit	17,408,462	8,473,943	(13,178,038)	12,704,367
4021 ER Fink Road Landfill	25,370,250	7,070,958	(11,161,651)	21,279,557
4031 ER Geer Road Landfill	237,249	2,163,157	(1,999,378)	401,028
4051 HSA Clinic & Ancillary Services	9,987,056	45,743,824	(44,439,150)	11,291,730
4081 SO Inmate Welfare/Commissary	1,236,900	1,617,193	(1,714,332)	1,139,761
<b>Enterprise Fund Total</b>	<b>\$ 54,239,917</b>	<b>\$ 65,069,075</b>	<b>\$ (72,492,549)</b>	<b>\$ 46,816,443</b>



## 2015-2016 Recommended Final Budget Fund Balance Report

		Beginning Fund Balance 7/1/2015	Recommended Final Budget Revenue	Recommended Final Budget Appropriations	Projected Fund Balance 6/30/2016
<b><u>INTERNAL SERVICE</u></b>					
5001	GSA Central Services	139,188	1,290,350	(1,290,350)	139,188
5011	Communications	1,049,651	860,359	(1,112,114)	797,896
5021	GSA Fleet Services	1,231,737	2,790,626	(2,759,182)	1,263,181
5022	GSA Fleet Services Vehicle Replacement	3,839	-	-	3,839
5031	MIS General	2,707,625	4,475,360	(5,211,330)	1,971,655
5038	HRMS Upgrade	58,479	-	(51,328)	7,151
5051	General Liability	(526,986)	5,330,725	(4,880,725)	(76,986)
5061	Professional Liability	376,823	410,000	(410,000)	376,823
5071	Unemployment Insurance	723,336	214,450	(614,450)	323,336
5081	Workers' Compensation Ins	2,280,903	4,903,000	(5,078,000)	2,105,903
5091	Medical Self-Insurance (Purchased Insurance)	(212,480)	54,400,000	(52,400,000)	1,787,520
5093	Other Employee Benefits	395,960	497,700	(497,700)	395,960
5101	Dental Insurance	812,190	3,788,000	(4,163,000)	437,190
5111	Vision Insurance	151,019	738,000	(738,000)	151,019
5121	PW Morgan Shop Garage	9,742,476	4,092,860	(5,453,548)	8,381,788
5141	CEO I-CJIS Project	2,588,761	615,850	(1,162,550)	2,042,061
5170	GSA Facility Maintenance	1,207,178	9,459,028	(9,725,219)	940,987
<b>Internal Service Fund Total</b>		<b>\$ 22,729,699</b>	<b>\$ 93,866,308</b>	<b>\$ (95,547,496)</b>	<b>\$ 21,048,511</b>
<b>Total</b>		<b>\$ 442,164,110</b>	<b>\$ 1,052,119,986</b>	<b>\$ (1,097,281,913)</b>	<b>\$ 397,002,183</b>

The Fund Balance Report depicts the fund balance/retained earnings position of the County's General, Special Revenue, Capital Projects, Enterprise and Internal Service funds. Variations of over 10% in any of the major funds are described in the individual departmental fund discussions. Ideally, each fund should reflect a positive position after accounting for recommended budget requests. Negative balances can be divided into a few general categories.

Several of the funds in a negative fund balance position can be covered through fund transfers from other departmental funds. Examples include the Mental Health fund (1501) providing the resources for the Mental Health Managed Care fund (1504) and Public Works Road and Bridge fund (1101) providing the necessary resources for the Public Works Road Projects fund (1102).

Some of the funds show negative balances due to the timing of reimbursement revenue. Prime examples are the Planning and Office of Emergency Services grants that have incurred costs in the prior fiscal year but have yet to receive reimbursement from the Federal or State agency that provides the funds. Also included in this category are the District Attorney funds and the Health Services Agency Indigent Health Care fund.

The final category of negatively impacted funds includes those departments that have structural issues with an identified corrective plan of action. Most notable are the Health Services Agency Clinics & Ancillary Services Enterprise fund which has a plan in place to pay off debt accumulated between the late 1990's through 2005. The General Liability fund (5051) negative balance is the result of an accounting adjustment made at the end of Fiscal Year 2009-2010 to increase the fund liability based on their annual actuarial review. The Medical Self-Insurance fund (5091) negative balance is the result of higher-than-anticipated claims payments.

## **GENERAL FUND—CLASSIFICATION OF FUND BALANCE**

The Government Accounting Standards Board (GASB) Statement No. 54 establishes five categories for the classification of fund balance: Nonspendable, Restricted, Committed, Assigned and Unassigned. Although only the General Fund is addressed in this section, Statement No. 54 applies to the Special Revenue and Capital Project funds as well. The amounts in the 2015-2016 Recommended Final Budget General Fund Classification of Fund Balance schedule show beginning balances as of July 1, 2015, adjustment strategies, budgeted use of fund balance, and the projected ending balances of each category.

**Nonspendable** fund balance includes amounts that are not in a spendable form or are legally or contractually required to be maintained intact (such as the long term amount of notes receivable or prepaid amounts). The July 1, 2015 projected balance of this category is \$17,695,132 and includes balances for the Economic Development Bank advances, Teeter receivable and fair value adjustment of investments and Encumbrances. No changes are anticipated for the Nonspendable category in Fiscal Year 2015-2016 and the June 30, 2016 balance is estimated at \$17,695,132.

**Restricted** fund balance includes amounts that can be spent only for the specific purposes stipulated by constitution, external parties (such as creditors, grant providers or contributors) or through enabling legislation. The only restricted account at this time is for Tax Loss Reserve, the balance for which is \$4,240,485 and it is anticipated to remain the same for Fiscal Year 2015-2016.

**Committed** fund balance includes amounts that can be used only for the specific purposes determined by a formal action of the government's highest level of decision-making authority (the Board of Supervisors). Commitments may be changed or lifted only by the government taking the same formal action that imposed the constraint originally. The total committed fund balance as of July 1, 2015, is \$6,123,552 and includes commitments for Frank Raines Park project, litigation exposure, capital acquisitions, and repayments of Animal Services Facility, Public Safety Center Jail Expansion and Coroner Facility projects for debt that was funded from the Tobacco funds. As an adjustment strategy, it is recommended that Capital Acquisition commitment be increased by a total of \$809,658 for the Fiscal Year 2014-2015 repayments of the Animal Services Facility and Public Safety Center Jail Expansion project. With this adjustment, the projected June 30, 2016 balance of the Committed fund category is estimated to be \$6,933,210.

**Assigned** fund balance is comprised of amounts intended to be used by the government for specific purposes that are neither restricted nor committed. Intent can be expressed by the governing body or by an official or body to which the governing body delegates the authority; the Board of Supervisors has delegated this authority to the Chief Executive Office. Assigned fund balance can be used to assist in balancing the subsequent year's budget.

Significant amounts reflected in the July 1, 2015 assigned fund balance of \$97,759,255 are \$13,630,642 for General Fund Contingency Reserve Policy, \$8,800,000 for future years retirement obligation, \$23,860,152 for the Teeter Plan, \$3,989,429 in carryover appropriations, \$12,666,797 for the Debt Service Reserve Policy, \$5,340,939 in carryover appropriations for Net County Cost Savings Program, \$2,093,990 for the Fiscal Year 2014-2015 Budget Balancing, and \$24,331,425 in total other assignments. As part of the accounting close of Fiscal Year 2015-2016, new assignments totaling \$13,409,000 were established which are included in the total other assignments balance of \$24,331,425. The new assignments are pending litigation (\$1,300,000), 2007 A borrowing final pay off (\$2,659,000), reserve for CSA match savings (\$1,000,000), automation fund (\$2,250,000), and Criminal Justice system efficiencies (\$6,200,000). Also established at year-end close, is a new assignment for \$3,000,000 for future cash out obligations which is reflected under the Assigned category on the fund balance classification report.

As funding strategy for the 2015-2016 Final Budget, \$1 million will be unassigned from the \$3 million deferred maintenance assignment included in other assignments approved in the Fiscal Year 2014-2015 Adopted Final Budget. The decrease of this assignment is in line with the strategy of releasing \$1 million annually to fund deferred maintenance for three years starting Fiscal Year 2015-2016. Additionally, the



existing 2014-2015 Budget Balancing assignment of \$2,093,990 will be released to the unassigned category and applied towards the \$13,923,345 unassigned balance needed to balance the 2015-2016 Recommended Final Budget.

The total adjustment strategies mentioned above in the Assigned category amount is \$3,093,990. The assigned fund balance is projected to be \$89,324,326 on June 30, 2016, after the adjustment strategies mentioned above and assuming the full use of \$13,923,345 and net county cost savings carryover for \$5,340,939.

**Unassigned** fund balance is the classification for the General Fund which includes all amounts not contained in the other classifications. Unassigned amounts are technically available for any purpose. The July 1, 2015 total of unassigned balance is \$16,840,987. Recommended adjustment strategies for the Committed and Assigned categories will require a net transfer of \$2,284,332 to the Unassigned category. The projected Unassigned Fund Balance on June 30, 2016 is estimated to be \$3,348,058 for the General Fund, \$530,774 for the Economic Development Bank, \$1,322,966 for the Community Development Bank and \$176 for Facility Maintenance, after the total recommended adjustments mentioned above are made from the committed and assigned fund balance categories.

In summary, the projected total General Fund June 30, 2016 balance after the adjustment strategies and budgeted use of fund balance is estimated to be \$123,395,127, which is a net change of \$19,264,284 from the July 1, 2015, balance of \$142,659,411.



## 2015-2016 Recommended Final Budget Classification of Fund Balance

### GENERAL FUND - FUND BALANCE

GENERAL FUND	Projected Fund Balance 7/1/15	Adjustment Strategies	Budgeted Use of Fund Balance	Projected Fund Balance 6/30/16
<b>Fund Balance - Nonspendable:</b>				
Fund 100 - Fair value adjustment	\$ 850,101			\$ 850,101
Fund 105 - Fair value adjustment	8,298			8,298
Imprest Cash	91,835			91,835
Advances to other funds	100,000			100,000
Advances to other governments	372,069			372,069
Fund 105 - Economic Development advances	4,021,599			4,021,599
Teeter receivable	9,228,199			9,228,199
Prepaid items	216,186			216,186
Encumbrances (100)	2,806,845			2,806,845
<b>Total Nonspendable</b>	<b>\$ 17,695,132</b>	<b>\$ -</b>	<b>\$ -</b>	<b>\$ 17,695,132</b>
<b>Fund Balance - Restricted:</b>				
Fund 106 - Tax Loss Reserve	\$ 4,240,485			\$ 4,240,485
<b>Total Restricted</b>	<b>\$ 4,240,485</b>	<b>\$ -</b>	<b>\$ -</b>	<b>\$ 4,240,485</b>
<b>Fund Balance - Committed:</b>				
Total Committed Other	\$ 1,535,387		\$ -	\$ 1,535,387
Total Committed - Capital Acquisition	4,588,165	809,658		5,397,823
<b>Total Committed</b>	<b>\$ 6,123,552</b>	<b>\$ 809,658</b>	<b>\$ -</b>	<b>\$ 6,933,210</b>
<b>Fund Balance - Assigned:</b>				
Contingencies (GF Reserve Balance Policy)	\$ 13,630,642			\$ 13,630,642
Retirement Obligation	8,800,000			8,800,000
Teeter Plan	23,860,152			23,860,152
Carryover Appropriations (100)	3,989,429			3,989,429
Carryover Appropriations (107)	857			857
Carryover Appropriations (100)	5,340,939		(5,340,939)	-
Encumbrances-Econ Development (105)	45,024			45,024
Debt Service Reserve	12,666,797			12,666,797
Cash Out Obligations	3,000,000			3,000,000
Total Assigned Other	24,331,425	(1,000,000)		23,331,425
Budget Balancing	\$ 2,093,990	\$ (2,093,990)		\$ -
<b>Total Assigned</b>	<b>\$ 97,759,255</b>	<b>\$ (3,093,990)</b>	<b>\$ (5,340,939)</b>	<b>\$ 89,324,326</b>
<b>Fund Balance - Unassigned</b>				
General Fund (100)	\$ 14,987,071	\$ 2,284,332	\$ (13,923,345)	\$ 3,348,058
Facility Maintenance (104)	176			176
Economic Development Bank (105)	530,774			530,774
Community Development Bank (107)	\$ 1,322,966			1,322,966
<b>Total Unassigned</b>	<b>\$ 16,840,987</b>	<b>\$ 2,284,332</b>	<b>\$ (13,923,345)</b>	<b>\$ 5,201,974</b>
<b>TOTAL FUND BALANCE</b>	<b>\$ 142,659,411</b>	<b>\$ -</b>	<b>\$ (19,264,284)</b>	<b>\$ 123,395,127</b>



## 2015-2016 Recommended Final Budget Discretionary Revenue

ACCOUNT DESCRIPTION	Actuals Fiscal Year 2013-2014	Actuals Fiscal Year 2014-2015	Adopted Proposed Budget 2015-2016	Recommended Final Budget 2015-2016
<b><u>TAXES</u></b>				
10000 Property taxes-current secured	34,328,700	38,523,676	42,400,000	41,125,000
10005 Property Taxes-Unitary	1,085,382	1,184,309	1,200,000	1,200,000
10210 RDA Pass Through Increment	2,395,095	2,981,729	2,600,000	2,600,000
10400 Property taxes-current unsecured	1,833,760	2,077,659	2,100,000	2,100,000
11000 Property taxes-prior unsecured	78,046	55,136	78,000	55,000
11400 Property taxes-supplemental	839,538	485,800	500,000	500,000
11600 Supplemental property taxes-prior year	-	112,485	-	-
11800 Sales and use taxes	16,074,503	16,253,134	16,400,000	16,400,000
12600 Other taxes	676,149	739,607	-	-
12630 Other taxes-occupancy tax	813,692	962,268	1,000,000	1,000,000
12646 Unclaimed property tax refunds	-	231,944	-	-
12650 Other taxes-property transfer	1,556,982	1,838,896	1,600,000	1,769,000
12680 Other taxes-aircraft tax	234,160	209,309	241,000	190,000
12700 In Lieu of Sales and Use Tax revenue	5,502,719	5,413,448	5,500,000	5,500,000
12710 Property Tax In-Lieu of Vehicle License Fee	45,269,937	50,476,186	52,700,000	53,880,000
12800 Tax deeded land sale appro.	2,322	22,350	-	-
<b>Total</b>	<b>110,690,985</b>	<b>121,567,936</b>	<b>126,319,000</b>	<b>126,319,000</b>
<b><u>LICENSES, PERMITS AND FRANCHISES</u></b>				
14000 Franchises	1,090,043	1,214,023	1,200,000	1,200,000
<b>Total</b>	<b>1,090,043</b>	<b>1,214,023</b>	<b>1,200,000</b>	<b>1,200,000</b>
<b><u>FINES, FORFEITURES &amp; PENALTIES</u></b>				
16500 Fines, Forfeitures & Penalties	5,410,759	4,655,637	2,500,000	2,500,000
<b>Total</b>	<b>5,410,759</b>	<b>4,655,637</b>	<b>2,500,000</b>	<b>2,500,000</b>
<b><u>REVENUE FROM USE OF MONEY</u></b>				
17000 Interest	1,651,374	1,380,559	1,650,000	1,592,144
18000 Rents and concessions	202,077	200,039	202,077	200,000
18060 Cnty Cntr III - SCOE	153,380	153,380	50,800	50,800
<b>Total</b>	<b>2,006,831</b>	<b>1,733,978</b>	<b>1,902,877</b>	<b>1,842,944</b>



## 2015-2016 Recommended Final Budget Discretionary Revenue

ACCOUNT DESCRIPTION	Actuals Fiscal Year 2013-2014	Actuals Fiscal Year 2014-2015	Adopted Proposed Budget 2015-2016	Recommended Final Budget 2015-2016
<b>INTERGOVERNMENTAL REVENUES</b>				
20390 St-motor VLF/in-lieu tax realignment	188,763	182,197	180,000	180,000
21460 St-Aid realignment	922,000	922,000	922,000	922,000
24400 State-Homeowners' prop tax relief	537,790	567,781	500,000	500,000
24800 State-Public safety (prop 172)	37,501,125	40,904,206	40,500,000	40,500,000
25850 St-Other-mandated costs	505,767	5,936,095	-	-
28600 Fed-FHA in-lieu tax apportionment	-	35,197	-	-
28800 Federal-Other	7	8	-	-
28810 Fed-Other-entitlement lands	56,922	-	-	-
29600 Fed-Other-Refuge Revenue Sharing	4,900	6,397	-	-
29715 Other Governmental Agencies	98,542	38,378	-	-
<b>Total</b>	<b>39,815,816</b>	<b>48,592,259</b>	<b>42,102,000</b>	<b>42,102,000</b>
<b>CHARGES FOR SERVICES</b>				
30200 Special assessments	1,429,508	1,330,328	1,400,000	1,400,000
36990 Sb813 administration costs	243,572	355,770	240,000	240,000
37250 Outside Agencies	-	(16,147)	(1,428)	(1,428)
38021 Govt fund rev A-87 carry forward	239,017	366,390	(75,640)	(75,640)
39901 Funds >13 rev A-87 carry forward	57,449	53,161	11,070	11,070
<b>Total</b>	<b>1,969,547</b>	<b>2,089,502</b>	<b>1,574,002</b>	<b>1,574,002</b>
<b>MISCELLANEOUS REVENUE</b>				
40400 Miscellaneous Revenue	14,149	393,733	-	-
40560 Cancelled warrants	42,968	(40,341)	-	-
<b>Total</b>	<b>57,116</b>	<b>353,392</b>	<b>-</b>	<b>-</b>
<b>OTHER FINANCING SOURCES</b>				
46600 Operating transfers in	327,123	327,121	143,912	143,912
46606 T ransfer-2006 T obacco repay for AB 900 Jail	158,560	482,535	500,000	500,000
46607 T ransfer-2006 T obacco repay for Coroner's	156,199	-	-	-
46612 T ransfer-2002 endowment drawdown	1,767,422	1,816,447	1,800,000	1,856,142
46613 T ransfer-2006 endowment drawdown	761,037	764,854	760,000	763,791
<b>Total</b>	<b>3,170,341</b>	<b>3,390,958</b>	<b>3,203,912</b>	<b>3,263,845</b>
<b>TOTAL DISCRETIONARY REVENUE</b>	<b>164,211,438</b>	<b>183,597,685</b>	<b>178,801,791</b>	<b>178,801,791</b>
17610 Increase(decrease)-fair value of investments	129,044	-	-	-
<b>TOTAL ADJUSTED DISCRETIONARY REVENUE</b>	<b>164,340,482</b>	<b>183,597,685</b>	<b>178,801,791</b>	<b>178,801,791</b>

**DISCRETIONARY REVENUE**

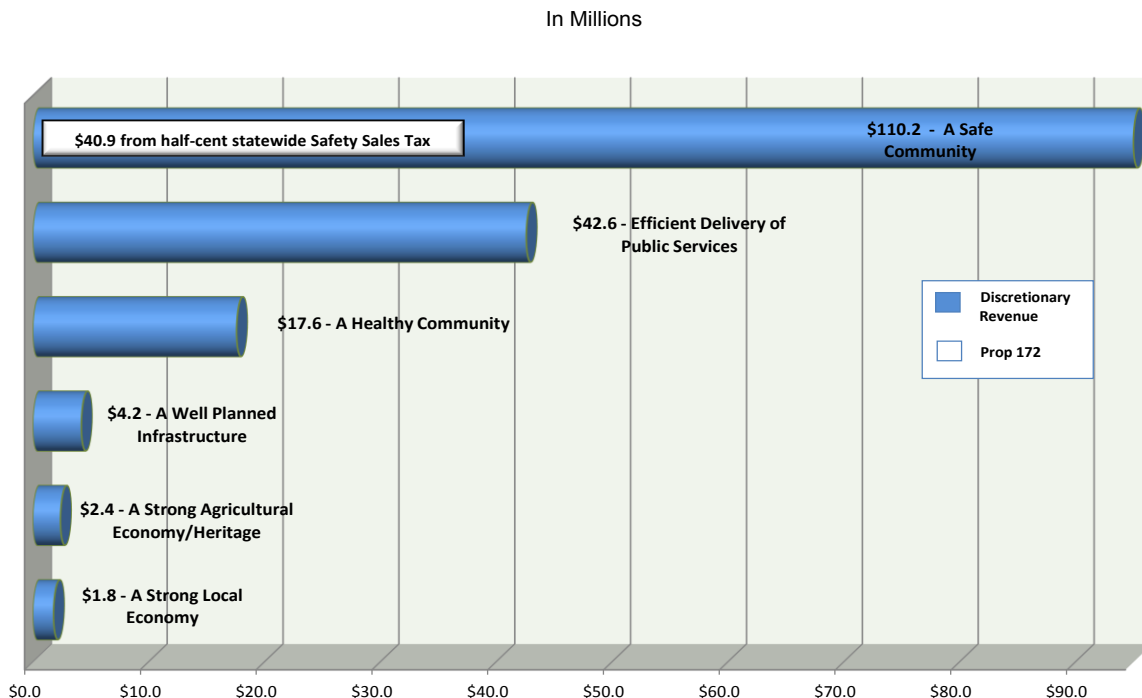
Revenue available to fund programs at the Board of Supervisors’ discretion is referred to as Discretionary Revenue. The majority of Discretionary Revenue in the Fiscal Year 2015-2016 Recommended Final Budget supports funding for public safety and criminal justice services for the Sheriff, Probation, District Attorney and Public Defender as well as government-related services such as the Chief Executive Office, Assessor and the General Services Agency. Health and Human Services departments use Discretionary Revenue as matching funds to support Maintenance of Effort (MOE) requirements for leveraging additional revenues for Federal and State supported programs. Since most of the Board of Supervisors’ discretion is directly linked to this revenue source, considerable attention is given to key discretionary revenue sources.

Discretionary Revenue for Fiscal Year 2015-2016 Recommended Final Budget, at \$178,801,791 projects an overall increase of \$1.2 million when compared to the Fiscal Year 2014-2015 actual revenue after adjusting out the one-time revenue totaling \$6.0 million. The one-time revenue was \$5.4 million for pre-2004 SB90 payments and \$0.6 million for Proposition 172 allocation correction by the State Board of Equalization. There is no change in the total discretionary revenue for 2015-2016 Recommended Final Budget from the 2015-2016 Adopted Proposed Budget.

The increase is \$9.8 million when the 2015-2016 Recommended Final Budget is compared to the 2014-2015 Adopted Final Budget. The budgeted increase is primarily attributed to significant increases in property tax and property tax in-lieu of vehicle license fee and modest increase in sales related tax revenues. Property tax revenue in Fiscal Year 2014-2015 increased by 12% from prior year actual and represented the second year of solid growth after five years of decline, from Fiscal Years 2007-2008 through 2012-2013. Continued steady recovery in the residential real estate market is anticipated for Fiscal Year 2015-2016. With the completion of the Assessed Roll valuation for Fiscal Year 2015-2016, the Assessor announced an increase of 6.75% in the Assessment Roll total of Stanislaus County.

The following chart summarizes the Final distribution of Discretionary Revenue for Fiscal Year 2015-2016, clearly indicating that the Board of Supervisors’ top priority of “A Safe Community” is the largest recipient of this revenue source.

**Distribution of Discretionary Revenue – Recommended Final Budget 2015-2016  
\$178,801,791**



**Overview**

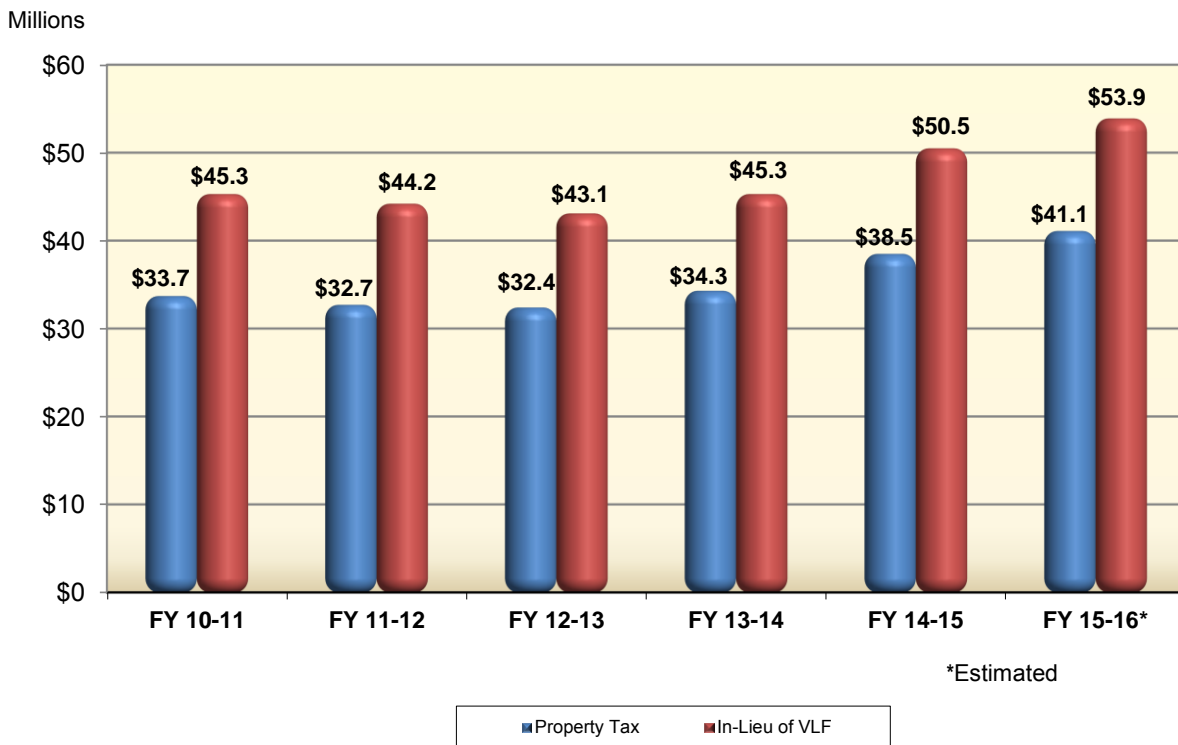
Over 90% of all Discretionary Revenue consists of property and sales tax sources. The largest dollar volume comes from current secured property taxes, property taxes received in-lieu of Vehicle License Fees, Public Safety Sales Tax (Prop 172), and the 1% local sales and use taxes. A number of these categories are monitored on a regular basis with consideration given to, among other factors, historical inflow trends and local and regional economic conditions. A brief summary of the major discretionary revenue categories is provided below.

**Secured Property Taxes and Property Taxes In-Lieu of Vehicle License Fees**

The County receives a portion of the annual property tax revenues that are collected by the Tax Collector. This portion varies among tax code areas, depending on the percentage that is allocated for each area between the County, cities, special districts, redevelopment agencies and schools. The County's portion ranges from 10% to 12% of the taxes collected and is among the lowest county allocations in the State.

During the 2004-2005 Fiscal Year, a major shift in local government funding occurred as the revenue received from Vehicle License Fees (VLF) was exchanged by the State of California for an equivalent amount of property taxes. This swapped revenue, shown as "Property Tax In-Lieu of VLF" on the discretionary revenue schedule, increased the County's reliance on property tax revenue. Today, this revenue is the largest portion of the total discretionary revenue. In Fiscal Year 2015-2016 it is projected to be \$52.7 million, or approximately 30% of the total. The following chart reflects revenue received over the past six years comparing Secured Property Tax revenue to Property Taxes received in-lieu-of Vehicle License Fees:

**Property Tax and In-Lieu Vehicle License Tax**



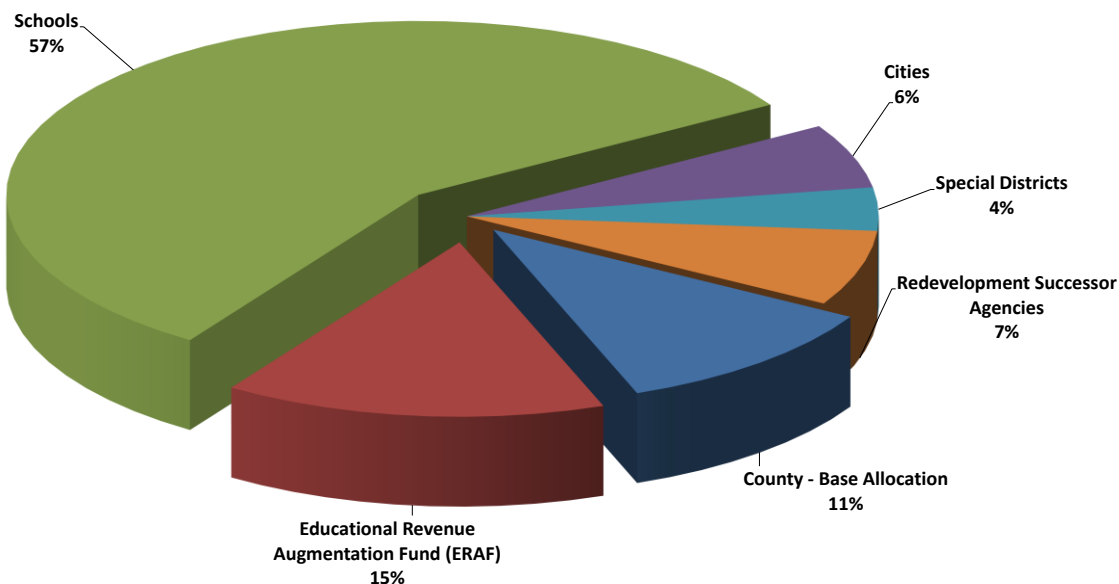
The formula to calculate Property Tax In Lieu of VLF is very specific, requiring the certified value of all properties provided to the Auditor-Controller by the Assessor as of January 1 of each year before tax roll adjustments. This provides for a uniform application across the State and any roll changes made are captured in the following year. The following chart for actual property tax allocations in Fiscal Year 2014-2015 indicates the County's base property tax percentage share of approximately 11% which



does not include the VLF Swap and Sales Tax In Lieu of Property Tax revenues (discussed in the Sales and Use Tax section).

### Property Tax Allocations for Fiscal Year 2014-2015

---



### Public Safety Sales Tax

As a result of the 1993-1994 State Budget, property tax revenues were shifted from the counties and cities to schools, thereby reducing the State's funding obligations to public schools. A ½ cent sales tax was enacted in January of 1994 (Proposition 172) to help alleviate the impact to local government. This sales tax, known as the "Public Safety Sales Tax," allowed an additional ½ cent sales tax to be collected and allocated to local agencies to exclusively fund public safety activities. In Stanislaus County, these monies are used to fund the Sheriff, District Attorney, Probation and Juvenile Institutions operations.

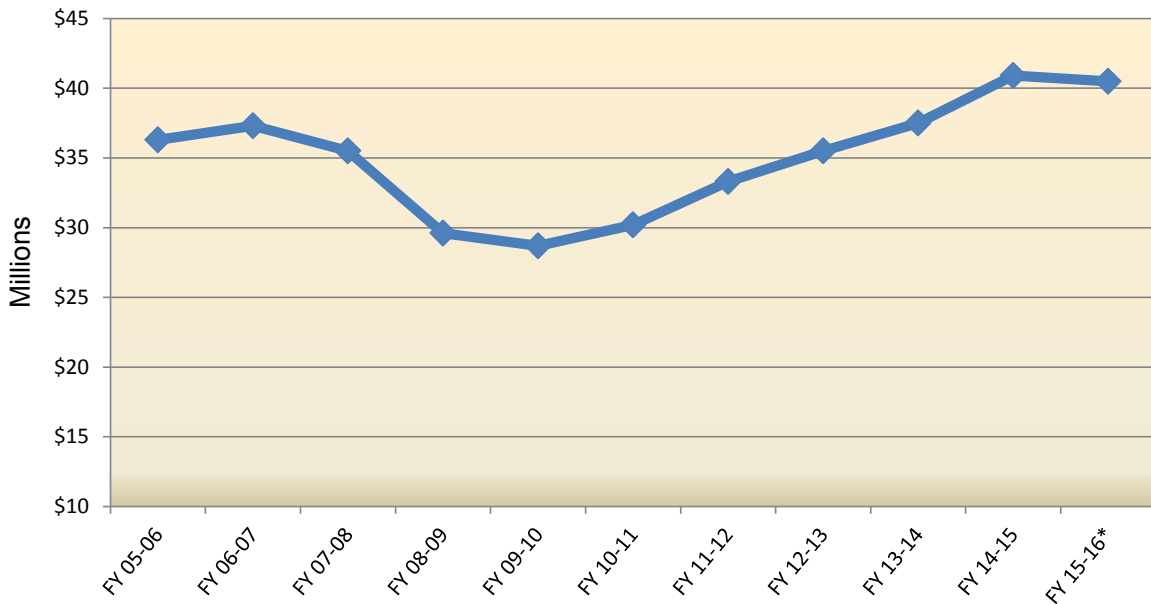
There is a Maintenance of Effort (MOE) for these funds that requires a minimum commitment of local resources to be allocated to public safety services. To receive the full allocation of these revenues, minimum funding levels for public safety functions must equal or exceed the 1992-1993 base year funding, adjusted by a growth factor. The minimum adjusted level calculated for 2014-2015 was \$60 million, with the actual budget commitment established at \$102 million. This resulted in the County exceeding the MOE requirement by nearly \$42 million concerning the use of Proposition 172 revenues.

The Public Safety Sales Tax is collected by the State Board of Equalization and apportioned to each county based on the county's proportionate share of statewide taxable sales. The combination of statewide taxable sales and the proportionate share (or "pool rate") are the factors that determine the amount of revenue from this tax source. For several years, Stanislaus County's population growth resulted in an increase in the overall proportion of the State sales tax pool rate. From 2012-2013 to 2014-2015, the County's portion of the overall sales tax pool has seen modest growth due to the improving local and statewide economy. Sales volume in Stanislaus County on which the 2015-2016 revenue will be based on indicates that the County's portion of the State sales tax pool will be down slightly. The actual rate will be announced by the State in March 2016 at the earliest. Because the statewide total of the sales tax pool normally exceeds \$3.2 billion, even the slightest change in the pool rate can have a significant impact on revenue projections.

Fiscal Year	Stanislaus County Pool Rate	Increase/(Decrease)
2010-2011	0.012819	0.000155
2011-2012	0.012782	-0.000037
2012-2013	0.012804	0.000022
2013-2014	0.012861	0.000057
2014-2015	0.013027	0.000166
Projected 2015-2016	0.012909	-0.000118

The Recommended Final Budget estimate of \$40.5 million for this revenue source reflects a cautiously optimistic estimate in view of modest statewide growth estimates provide by the State and the projected decrease in the County pool rate. The budgeted 2015-2016 revenue represents 0.5% increase from the 2014-2015 actual revenue of \$40.9 million after deduction of one-time funds of \$619,000 for the State Board of Equalization correction on statewide allocations of prior fiscal periods. When compared to the 2014-2015 Adopted Final Budget the 2015-2016 budget increase in this revenue is approximately 6%. Slightly over 4% of the entire Proposition 172 revenue received is distributed to cities, with the balance retained by the County. The following chart reflects the actual Proposition 172 revenue received over the past ten years as well as the budgeted 2015-2016 amount.

**Prop 172 Public Safety Sales Tax**



\*Estimated

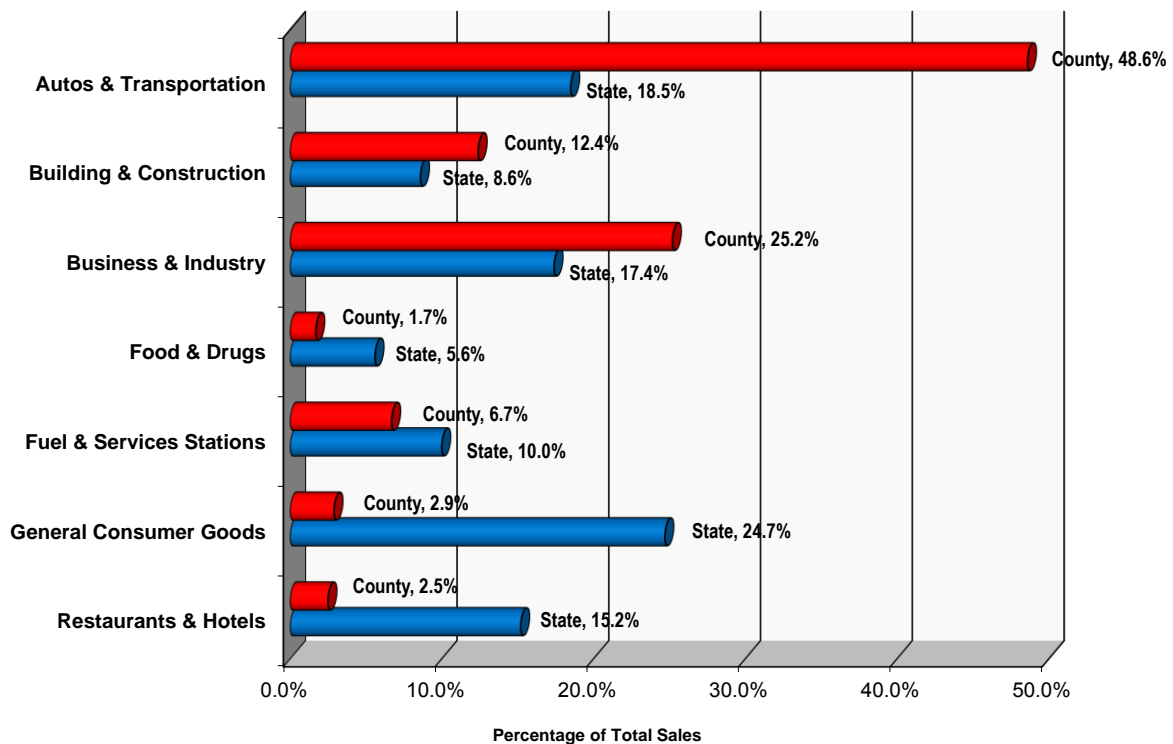
**Sales and Use Tax**

California has a statewide sales and use tax rate of 7.5%. The voters in Stanislaus County passed a 1/8 cent sales tax measure in 1995 and again in 1999, 2004 and 2012 to support local libraries. As a result, Stanislaus County's tax rate is 7.625%, slightly higher than the statewide rate. Sales Tax receipts are distributed as follows:

Sales Tax Distribution	Amount
State General Fund	5.25%
State Economic Recovery Bonds ("Triple Flip")	0.25%
Incorporated/Unincorporated Areas (Discretionary Revenue)	0.75%
Countywide Transportation Fund	0.25%
County Health and Social Services Programs ("Realignment")	0.50%
Public Safety Sales Tax	0.50%
Library Tax	0.125%
<b>Total</b>	<b>7.625%</b>

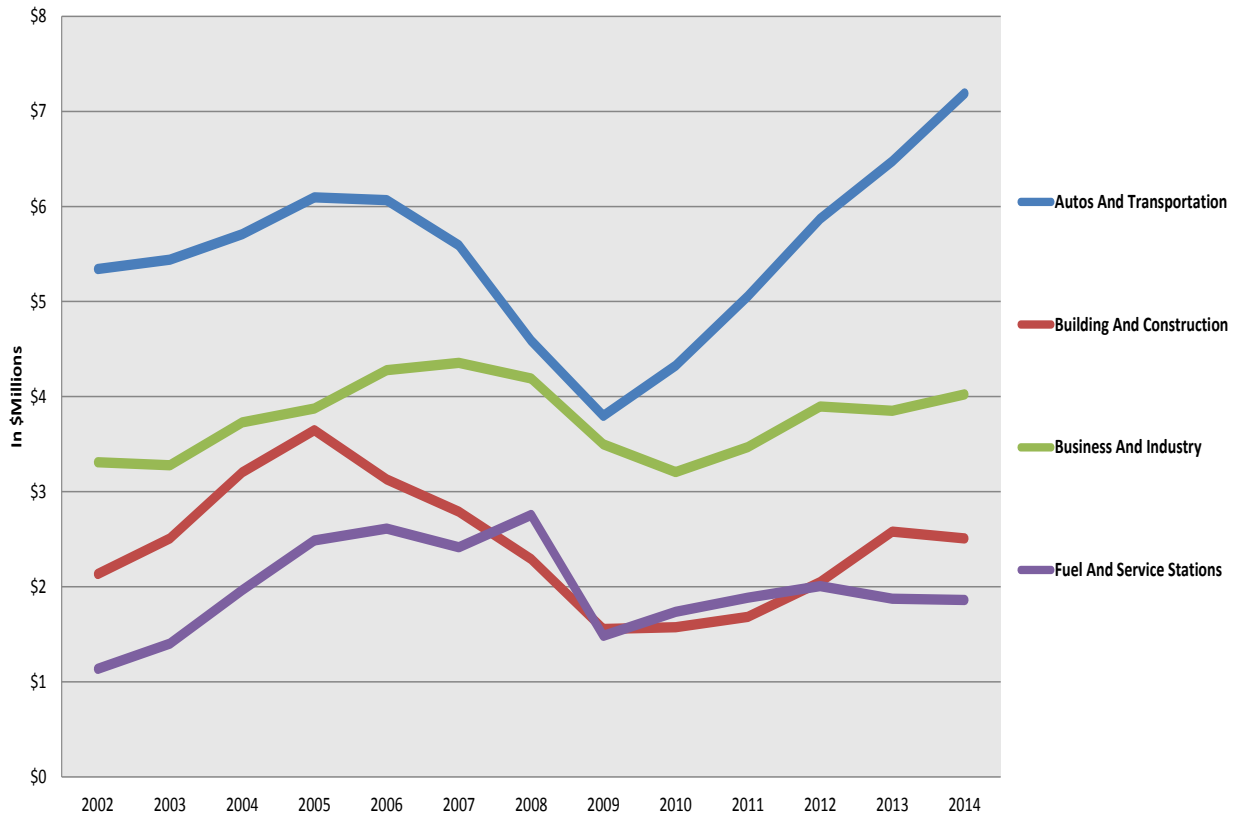
The following graph illustrates the business mix that contributes to sales and use taxes in the unincorporated areas of Stanislaus County compared to the taxes collected in the State as a whole. These percentages represent activity in the first quarter of calendar year 2015. It should be noted that Stanislaus County historically relies on Autos and Transportation sales and Business and Industry activity to a much larger degree than other counties throughout the State.

### Stanislaus County Sales Tax Comparison by Business Type



The following graph shows a 13-Year history of sales and use tax of the four major industry groups in the unincorporated areas of Stanislaus County. It can be used to analyze the impact of the last recession on the sales and use tax revenues broken down by the major industry groups. It is apparent that the Autos and Transportation is the only segment that has fully recovered and now exceeds the pre-recession peak years of 2005-2006. The Business and Industry segment has made a strong recovery but still lags the peak years. The Building and Construction segment has had a slower recovery and is still significantly lower than the peak years. Revenue for the Fuel and Service Stations segment is heavily dependent on gasoline and diesel prices as well as seasonal demands, the averages for which have been generally lower than the peak years.

## Stanislaus County Sales Tax History by Business Type

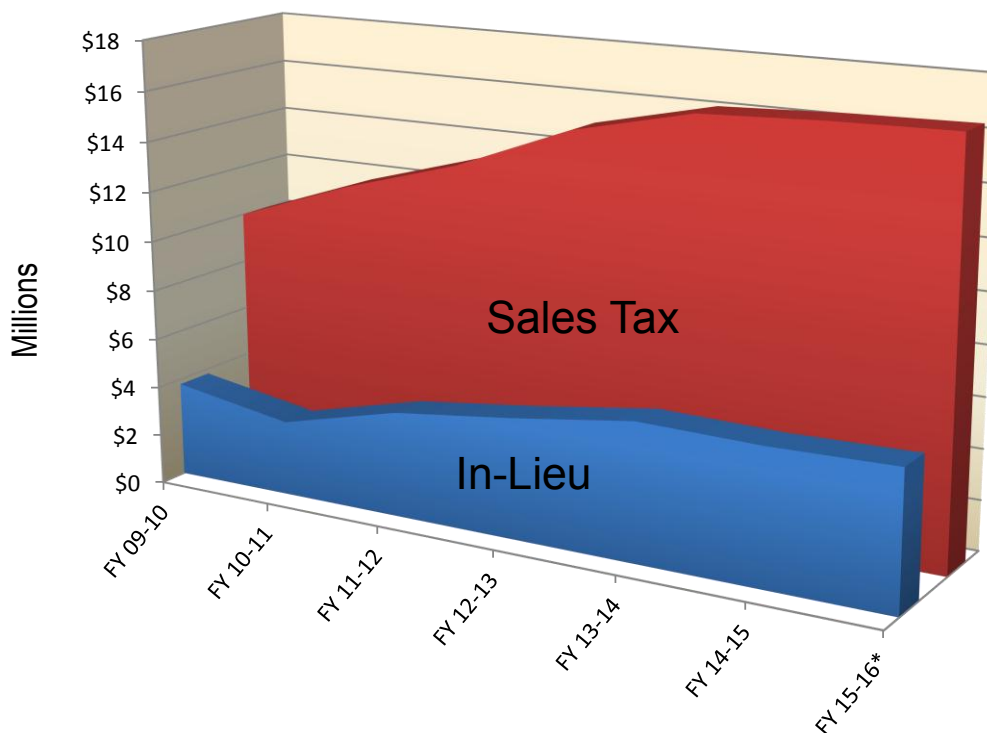


Sales and Use Tax is another discretionary revenue source that was affected by the State budget actions in Fiscal Year 2004-2005. As part of a complicated financing structure for the State Economic Recovery Bonds, the State “flipped” ¼ of the Bradley-Burns sales and use tax from the counties and cities to the bond trustee for debt service payments. In order to compensate for the lost revenue to cities and counties, an equivalent amount of property taxes from the County Education Revenue Augmentation Fund (ERAF) are to be shifted to an “In-lieu of Sales and Use Tax” account. The third leg in this “Triple Flip” would require the State to make up lost ERAF revenue to education from the State of California’s General Fund.

Payments to the “In-lieu of Sales and Use Tax” account are to be made by each county’s Auditor-Controller in January and May of each fiscal year with an annual “true-up” occurring in the following September of each fiscal year. The State Department of Finance reconciles what was advanced in the prior year to actual revenue received. In Fiscal Year 2014-2015 the true-up amount had a positive \$69,917 impact on revenue for the County General Fund. The County will have a true-up every fiscal year until the State Bonds are paid off. The State will pay off the bonds to start the Triple Flip unwind and make final true-up payments in the timeframe of June-August 2016.

The Recommended Final Budget is \$16.4 million in Sales and Use Tax and \$5.5 million in “In-lieu of Sales and Use Tax”. This reflects a 1% increase over the 2014-2015 actual revenue of \$16.3 million for Sales and Use tax and 2% over the \$5.4 million actual revenue for In-lieu of Sales and Use tax. This is a cautious estimate reflective of continued drought in the valley and continued slow growth in consumer confidence statewide.

## Sales and Use Tax and Property Tax In-Lieu of Sales Tax



\*Estimated

### Additional Notable Discretionary Sources

Fines and penalties collected on delinquent property taxes is one revenue source that benefited in the years when the real estate market values declined significantly. During the height of the residential property crisis, the San Joaquin Valley became known for leading the nation in foreclosures. As homes were lost to the lenders, delinquent taxes and penalties were paid to the County Tax Collector. At the peak of the crisis, Stanislaus County added \$10.9 million to its fines and forfeitures revenue account in Fiscal Year 2008-2009. As the rate of foreclosures has declined significantly and the housing market continues steady recovery, revenue from fines and penalties should generally decline, and the Recommended Final Budget of \$2.5 million reflects this trend with a decrease of \$2.2 million from the 2014-2015 actual revenue of approximately \$4.7 million.

Interest earnings for the General Fund fluctuate based on the amount of cash on hand and the interest rate on County's short-term investment pool, which had averaged about 1% in Fiscal Year 2014-2015. While the interest rate is expected to be the same in Fiscal Year 2015-2016, interest earning in the Recommended Final Budget has been increased by \$211,000 from the 2014-2015 actual revenue as the General Fund cash pool average is expected to be higher in 2015-2016. Accordingly, the Recommended Final Budget for interest earning is \$1.6 million.

The Property Transfer Tax is a tax collected by the Clerk-Recorder at the time of recording when an interest in real property is conveyed. The tax rate is fifty-five cents (\$0.55) for each five hundred dollars (\$500) and is based on the unencumbered assessed value of the property, or the purchase price, whichever is greater. The 2015-2016 Recommended Final Budget of \$1,769,000 is a decrease of 4% from the 2014-2015 actual revenue of \$1,838,896, to reflect a stable real estate market.

An 8% Transient Occupancy Tax (TOT) is charged to customers staying in hotels in the unincorporated areas of the County. TOT revenue is directly correlated to consumer travel and is therefore subject to short-term fluctuation based on numerous economic factors. Recent years are indicative of a modest

increase in the economy and travel, and the 2015-2016 Final Budget continues to reflect this trend with an increase of \$37,000 from the 2014-2015 actual revenue of \$962,268.

The following table shows amounts received over the past several years for the indicated revenue sources with the budget for Fiscal Year 2015-2016.

<b>Fiscal Year</b>	<b>Fines &amp; Penalties from Delinquent Taxes</b>	<b>General Fund Interest Earnings</b>	<b>Property Transfer Tax</b>	<b>Transient Occupancy Tax</b>
2010-2011	5,729,900	1,416,537	1,198,951	661,155
2011-2012	4,448,541	1,705,208	1,207,096	755,910
2012-2013	5,827,385	2,136,874	1,297,875	762,827
2013-2014	5,410,759	1,651,374	1,556,982	813,692
2014-2015	4,655,637	1,380,559	1,838,896	962,268
2015-2016 Budget	2,500,000	1,592,144	1,769,000	1,000,000

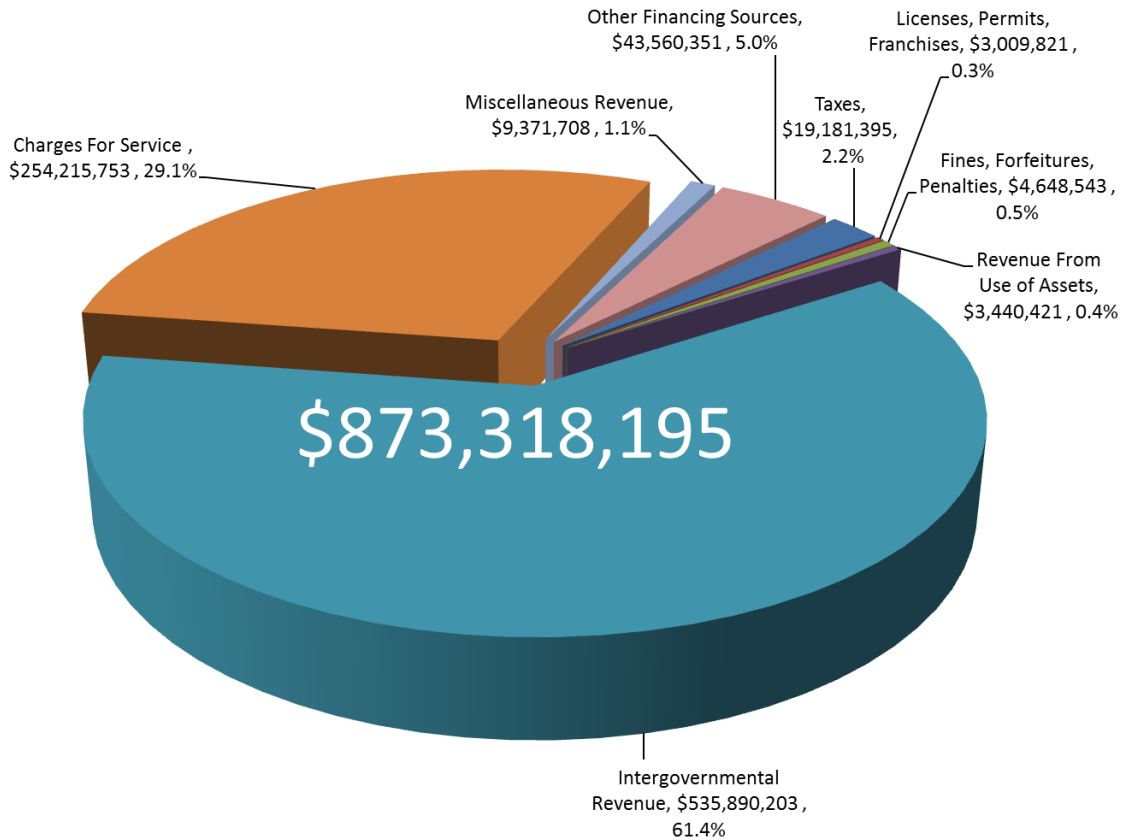
#### **DISCRETIONARY REVENUE SUMMARY**

In conclusion, it is recommended that \$178,801,791 be established as the discretionary revenue budget estimate for Fiscal Year 2015-2016. This represents no change from the 2015-2016 Adopted Proposed Budget and an increase of \$9.8 million, or 5.8%, from the 2014-2015 Adopted Final Budget. Adjustments may be included as part of the mid-year and third quarter budget reports as more information and actual activity for Fiscal Year 2015-2016 becomes available.



**OTHER MAJOR REVENUE SOURCES (NON DISCRETIONARY REVENUE)**

The total estimated revenue for Fiscal Year 2015-2016 is \$1,052,119,986. Of that amount, Discretionary Revenue is estimated to be \$178,801,791. In addition to the County’s Discretionary Revenue (discussed earlier), other sources of revenue are estimated to be \$873,318,195 or 83% of total estimated revenue. Other major sources of revenue include revenue from the State and Federal government, taxes, use of assets, fines, forfeitures, penalties, internal transfers, and charges to departments for health insurance costs. The following chart represents the total major revenue sources other than discretionary revenue by category of revenue type.



Including discretionary revenue, the following represents a listing and brief description of at least 75% of total revenue sources for the County that are included in the 2015-2016 Recommended Final Budget.

**Health Insurance/Account 39081** - This account reflects revenue collected for participation in the County’s medical plan from County departments, COBRA participants, Special Districts, and early retirees. Revenue estimates for the 2015-2016 are \$54,385,000 compared to \$58,999,000 in 2014-2015 Adopted Final Budget.

**State Aid-Realignment/Account 21460** - This revenue from the State is for sales tax revenue designated for Social Services programs, allocated to the County based on legislated methodologies and is budgeted at \$44,601,160 compared to \$27,010,083 in the 2014-2015 Adopted Final Budget. The significant total increase of approximately \$17.6 million is due to an increase of \$9.5 million in the State’s allocation of CalWORK’s Maintenance of Effort and the remaining \$7 million is for Social Services Realignment revenue which used to be budgeted in a different account.

**State Aid Realignment-Support Services/Account 22531** - This revenue from the State government is 2011 Realignment funds that are designated for Drug and Alcohol services, Early Periodic Screening, Diagnosis, and Treatment (EPSDT), Mental Health Managed Care services, Community Services

Agency-Public Economic Assistance and Probation Field Services. The revenue is allocated to the County based on legislated methodologies and is budgeted at \$13,015,285 in Behavioral Health and Recovery Services, \$24,531,944 in Community Services Agency and \$50,000 in Probation, for a total of \$37,597,229.

**Federal Administration In-Home Supportive Services Case Management/Account 27184** - This revenue from the Federal government is for administration costs and provision of In-Home Supportive Services and is budgeted at \$35,427,307 compared to \$34,113,809 in the 2014-2015 Adopted Final Budget.

**State Administration In-Home Supportive Services/Account 21060** - This revenue from the State is for administration costs and provision of In-Home Supportive Services and is budgeted at \$32,127,138, up from the 2014-2015 Final Budget amount of \$30,860,449.

**Federal Administration Aid to Families with Dependent Children Family Group/Unemployed/Account 27060** - This revenue from the Federal government, estimated to be \$31,347,760 is for administration and services costs of the CalWORKs, Mental Health/Substance Abuse, Promote Safe and Stable Families (PSSF) Programs, and the Consortium IV (CIV) Project.

**Governmental Interfund Revenue/Account 38000** – This account reflects receipts from the internal transfer of cash between County departments when the funds are of different governmental fund types. These revenue transfers are budgeted at \$31,137,658.

**Federal Aid for Children-Family Group/Account 27240** - This revenue from the Federal government is for assistance payments for the CalWORKs All Other Families Program and is budgeted at \$27,562,651 compared to \$34,520,900 in the 2014-2015 Adopted Final Budget.

**State Aid-Mental Health/Account 22430** - This revenue from the State government is designated for Mental Health programs allocated to the County based on legislated methodologies and is budgeted at \$27,207,913.

**State Administration Medi-Cal/Account 21070** - This revenue from the State government is for administration costs of the Medi-Cal program and is budgeted at \$26,908,973 compared to \$24,948,042 in the 2014-2015 Adopted Final Budget.

**Federal-Construction/Account 27600** - This account represents Federal revenue anticipated by Public Works for two large projects: SR99/Kiernan Interchange Project and Claribel Road Widening Project. The estimated revenue for Fiscal Year 2015-2016 is \$25,230,942.

**Mental Health Services-Medi-Cal Reimbursement/Account 33950** - This revenue from the Federal government is the Federal Financial Participation share (50%) of mental health services to Medi-Cal eligible clients. A 50% match is required of the County to access these funds. Funding from Medi-Cal is budgeted at \$21,437,268 and reflects an increase from \$19,428,928 in the 2014-2015 Adopted Final Budget.

**Federal-Other/Account 28800** - This account represents various types of Federal revenue used primarily to fund Public Health, Community Development Block Grant (CDBG) programs, and Public Works road projects. Revenue estimates of \$20,764,264 are down from the 2014-2015 Adopted Final Budget levels of \$21,509,047.

**County Match/Account 46620** – This account reflects receipts from the internal transfer of cash from the General Fund to support various programs and to meet State or Federal mandated maintenance of effort requirements. The 2015-2016 Recommended Final Budget level for County Match is \$19,512,963.

**Sales and Use Taxes/Account 11800** - The estimated non-discretionary revenue is budgeted at \$18,070,140. Of this, \$9,420,500 million is from the voter approved Library 1/8-cent sales tax and the remaining amount is State revenue received through StanCOG for Public Works: Local Transit System and Road and Bridge.

**Stanislaus County Local Revenue (AB 118)/Account 25050** - This revenue from the State government realigns many public safety and health and human services funds to counties. 2011 Realignment is funded with a dedicated portion of State sales tax revenue and Vehicle License Fees (VLF). These funds are budgeted in the Probation, Sheriff, District Attorney, Public Defender, Community Services Agency and Behavioral Health and Recovery Services budgets. The estimated revenue for Fiscal Year 2015-2016 is \$17,755,369.

**Federal Administration Non Assisted Food Stamps/Account 27040** - This revenue from the Federal government is for administration costs of the CalFresh (formerly Non Assisted Food Stamps) program and is budgeted at \$15,347,814, which is a decrease from \$15,873,231 in the 2014-2015 Adopted Final Budget.

**State Construction Account 23400** - This revenue is from the Proposition 1B State Route 99 Account which is a subset of the Highway Safety, Traffic Reduction, Air Quality, and Port Security Bond Act of 2006. These funds are available for State Route 99 Corridor Enhancements. The estimated revenue for Fiscal Year 2015-2016 is \$15,290,898.

**State Aid-Realignment/Account 22510** - This revenue, allocated from the State's sales tax and vehicle license fee collections is for the County's required Medi-Cal Match and services to severely mentally ill residents not covered under other funding. Realignment is budgeted at \$15,129,535, up from \$14,408,818 in 2014-2015 Adopted Final Budget.

**State Motor Vehicle License Fees/In-lieu Tax Realignment/Account 20390** - This is a companion to Account 46610 and is used to record the receipts of this Vehicle License Fee (VLF) revenue into the General Fund. Revenue estimates for this account were prepared by the Chief Executive Office and reflect an estimate of \$14,247,454 for Fiscal Year 2015-2016.

**Health Fees – HSA Total HPSJ Revenue/Account 33830** - Health Plan of San Joaquin (HPSJ) is an insurance payor source that reimburses the Health Services Agency (HSA) for billable medical services that have been provided to HSA clients and are covered under a HPSJ insurance plan. This revenue is budgeted at \$12,720,596.

**Health Fees-Health Net Managed Care Revenue/Account 33814** - This revenue received from the Health Net is payment for eligible outpatient services provided to Medi-Cal participants and is budgeted at \$11,863,461.

**State Administration Non-Assistance Food Stamp/Account 21120** - This account is used to record State revenue as claimed on the California Department of Social Services County Expense Claim for costs associated with administration of the Non-Assistance Food Stamps (NAFS) Program. The estimated revenue for Fiscal Year 2015-2016 is \$11,037,072 compared to \$11,380,316 in the 2014-2015 Adopted Final Budget.

**Federal Administration–Child Support Enforcement/Account 27080** - This account is the Federal funding contribution that supports the Department of Child Support Services. Revenue estimates for Fiscal Year 2015-2016 are \$10,788,390, up from the 2014-2015 Adopted Final Budget of \$10,589,563.

**State Highway Users Tax/Account 20200** - This revenue is from the State and is comprised of fuel tax levied per gallon of fuel. Funds are apportioned to counties in proportion to the number of fee-paid and exempt vehicles registered within the County as compared to the total number in the State. Funds are dedicated to: 1) Providing research, planning, construction, improvement, maintenance, and operation of public streets and highways, including mitigation of their environmental effects, the property taken or damaged for such purposes, and the administrative costs necessarily incurred in fulfilling these purposes; 2) Research, planning, construction, and improvement of exclusive public mass transit guide ways. The estimated revenue for this account for Fiscal Year 2015-2016 is \$10,751,180 compared to \$14,200,000 in the 2014-2015 Adopted Final Budget.

**Law Enforcement Services/Account 32800** - This revenue primarily funds contractual law enforcement services provided by the Sheriff's Department and District Attorney to other County and governmental agencies with \$10,711,883 in estimated revenue budgeted in County Public Safety Departments, up from \$10,657,059 budgeted in the 2014-2015 Adopted Final Budget.

**Federal Administration - CWS IVE/Account 27020** - This account is used to record Federal revenue as claimed on the California Department of Social Services County Expense Claim for costs associated with administration/case management of the Child Welfare Services Programs. The estimated revenue is budgeted at \$10,217,983.

**Public Facilities Fees Transfer In/Account 46615** - This account is mainly used to record public facilities fees in Public Works-Engineering and Road and Bridge. The estimated revenue for Fiscal Year 2015-2016 is \$10,046,317.

**State-Assistance-CW All Other Families/Account 21430** - This revenue recognizes the State cash reimbursements/operating revenue associated with the State share of cost for CalWORKs. All Other Families represent the federally eligible single parent families who receive monthly CalWORKs public assistance payments. The revenue is budgeted at \$8,843,454.

## DEBT SERVICE

### Certificates of Participation

Historically, the County of Stanislaus debt has primarily been in the form of Certificates of Participation (COP). Created in conjunction with lease agreements, which encumber County-owned property, COPs are securities issued and marketed to investors in a manner similar to tax-exempt bonds.

In a COP transaction, the County enters into an agreement with a third party, the Stanislaus County Capital Improvements Financing Authority, to lease an asset (normally a building) over a specific period of time at a predetermined total cost. The asset, owned by the County and leased to the Finance Authority, is then subleased back to the County. In this transaction, the Finance Authority sells certificates in order to make its total lease payment to the County at the beginning of the lease period. With that lump sum (advance) lease payment, the County then builds or buys the property.

The following chart reflects each outstanding Certificate of Participation (COP) financing by activity, the interest rate as a percent, the original date of issuance, the date of maturity, the original amount borrowed, the balance as of June 30, 2015, the current debt obligations for Stanislaus County Fiscal Year 2015-2016, and the remaining balance to maturity once the debt obligation payments are made during the fiscal year.

<b>Governmental Activities</b>	<b>Interest Rate %</b>	<b>Date of Issue</b>	<b>Maturity</b>	<b>Original Borrowing</b>	<b>Remaining Principal Balance to Maturity as of June 30, 2015</b>	<b>2015-2016 Debt Obligation Principal</b>	<b>2015-2016 Debt Obligation Interest</b>	<b>Remaining Principal Balance to Maturity</b>
2007 Series A Refunding Community Services Facility, Public Safety Center, Minimum Security Facility, Sheriff Operations Center, Agricultural Center, Ray Simon Training Center	3.65-5.75	2/1/2007	5/1/2018	\$40,540,000	\$11,725,000	\$4,450,000	\$513,500	\$7,275,000
<b>TOTAL GOVERNMENTAL ACTIVITIES:</b>				<b>\$40,540,000</b>	<b>\$11,725,000</b>	<b>\$4,450,000</b>	<b>\$513,500</b>	<b>\$7,275,000</b>

The following charts reflect the Fiscal Year 2015-2016 activity for the private placement of the 2012 Lease Refunding and the 2013 Lease Refunding.

<b>Private Placement</b>	<b>Interest Rate %</b>	<b>Date of Issue</b>	<b>Maturity</b>	<b>Original Borrowing</b>	<b>Remaining Principal Balance to Maturity as of June 30, 2015</b>	<b>2015-2016 Debt Obligation Principal</b>	<b>2015-2016 Debt Obligation Interest</b>	<b>Remaining Principal Balance to Maturity</b>
2012 Lease Refunding Public Administration Center 10th Street Place	1.99	8/1/2012	6/1/2018	\$8,687,050	\$4,594,972	\$1,500,754	\$79,106	\$3,094,218

<b>Private Placement</b>	<b>Interest Rate %</b>	<b>Date of Issue</b>	<b>Maturity</b>	<b>Original Borrowing</b>	<b>Remaining Principal Balance to Maturity as of June 30, 2015</b>	<b>2015-2016 Debt Obligation Principal</b>	<b>2015-2016 Debt Obligation Interest</b>	<b>Remaining Principal Balance to Maturity</b>
2013 Lease Refunding Gallo Center for the Arts (Formerly 2004 A COP)	1.50	8/1/2013	8/1/2017	\$7,034,400	\$5,315,400	\$1,746,000	\$66,635	\$3,569,400
2013 Lease Refunding 12th Street Office Building and Parking Garage (Formerly 2004 B COP)	1.50	8/1/2013	8/1/2017	\$8,707,649	\$6,579,756	\$2,161,315	\$82,487	\$4,418,441
2013 Lease Refunding Nick Blom Salida Regional Library (Formerly 2004 B COP)	1.50	8/1/2013	8/1/2017	\$3,797,951	\$2,869,844	\$942,685	\$35,978	\$1,927,159

### Ratios

A number of ratios can be applied to the County's debt service. For Fiscal Year 2015-2016, the County's total gross debt obligation for its General Fund is \$12,225,810 and the total Recommended Final Budget for Fiscal Year 2015-2016 is \$1,097,281,913. The ratio comparing the annual debt service to total budget shows that debt service represents only 1.1% of the total budget. In addition, a comparison of debt service to discretionary revenue can be obtained by dividing the total gross debt obligation (approximately \$12.2 million) by the total Discretionary Revenue Budget of \$178,801,791. This analysis shows that debt service payments represent 6.8% of the total Discretionary Revenue Budget.

## **DEBT LIMITS**

California Government Code 29909 prescribes the bonded debt limit for general law counties at 5% of “the taxable property of the county as shown in the equalized assessment roll.” This equaled \$1.96 billion for Fiscal Year 2014-2015. The County has never come close to approaching this limit. As of June 30, 2014, the County’s total debt including Certificates of Participation (COP), Private Placement financing, and Tobacco Securitization Notes equaled \$148,196,928 or approximately 0.004% of the assessment roll.

## **RETIREMENT – UNFUNDED LIABILITY**

A pension plan's payment obligations, including all income, death and termination benefits owed, are compared to the plan's present investment experience, and if the total plan obligations exceed the projected plan assets at any point in time, the plan has an unfunded liability. As of June 30, 2014 StanCERA's unfunded liability was \$382.3 million which is a funded ratio of 87.5% when measured using the market value of plan assets. The Retirement Board continues to explore options to optimize returns which would increase the funded ratio. This in turn would assist in the County's retirement contribution rate.

The Government Accounting Standards Board's (GASB) Statement No. 68 established new standards for pension accounting and reporting. Government entities are now required to record the unfunded liability of their retirement plans in the government-wide financial statements. These standards are effective for fiscal years beginning after June 15, 2014 and are applicable to all State and Local government agencies. County Auditor-Controller's Department is making the appropriate post-closing accounting entries to record the unfunded liability for Fiscal Year 2014-2015.





## 2015-2016 Recommended Final Budget Three Year Budget Summary

### SUMMARY OF ALL FUNDS

<b>ALL FUNDS</b>	<b>2013-2014</b>		<b>2014-2015</b>		<b>2015-2016</b>
<b>REVENUE CATEGORIES</b>	<b>Actuals</b>		<b>Actuals</b>		<b>Recommended Final Budget</b>
Taxes	\$	129,345,377	\$	138,837,847	\$ 145,500,395
Licenses, Permits, Franchises		4,528,028		4,316,195	4,209,821
Fines, Forfeitures, Penalties		11,250,389		9,913,308	7,148,543
Revenue from Uses of Assets		14,787,924		8,298,920	5,283,365
Intergovernmental Revenue		490,206,816		506,344,392	577,992,203
Charges for Services		230,892,273		243,120,243	255,789,755
Miscellaneous Revenue		7,668,020		14,006,827	9,371,708
Other Financing Sources		67,088,494		76,050,833	46,824,196
<b>Total Revenue</b>	<b>\$</b>	<b>955,767,321</b>	<b>\$</b>	<b>1,000,888,565</b>	<b>\$ 1,052,119,986</b>
<b>EXPENDITURE CATEGORIES</b>					
Salaries and Benefits	\$	323,111,898	\$	345,308,506	\$ 394,090,809
Services and Supplies		240,796,834		245,280,920	324,602,755
Other Charges		267,986,286		270,667,785	298,787,779
Fixed Assets		3,437,661		4,637,641	16,043,853
Other Financing Uses		95,336,584		90,349,362	51,880,411
Intrafund		0		-	375,840
Contingencies		-		-	11,500,466
<b>Total Expenditures</b>	<b>\$</b>	<b>930,669,263</b>	<b>\$</b>	<b>956,244,214</b>	<b>\$ 1,097,281,913</b>
<b>CHANGES TO FUND BALANCE</b>					
Beginning Fund Balance	\$	372,421,697	\$	397,519,755	\$ 442,164,106
Net Increase (Decrease) in Fund Balance/Retained Earnings		25,098,058		44,644,351	(45,161,927)
<b>Ending Fund Balance</b>	<b>\$</b>	<b>397,519,755</b>	<b>\$</b>	<b>442,164,106</b>	<b>\$ 397,002,179</b>

### GOVERNMENTAL FUNDS

<b>GENERAL FUND</b>	<b>2013-2014</b>		<b>2014-2015</b>		<b>2015-2016</b>
<b>REVENUE CATEGORIES</b>	<b>Actuals</b>		<b>Actuals</b>		<b>Recommended Final Budget</b>
Taxes	\$	110,691,222	\$	121,567,936	\$ 126,319,000
Licenses, Permits, Franchises		2,157,749		2,448,875	2,365,426
Fines, Forfeitures, Penalties		8,536,185		7,291,940	5,066,123
Revenue from Uses of Assets		3,665,542		3,105,847	3,466,806
Intergovernmental Revenue		62,645,641		80,172,835	67,007,734
Charges for Services		46,295,946		46,440,329	46,414,517
Miscellaneous Revenue		1,431,676		1,601,232	817,328
Other Financing Sources		10,821,265		11,500,461	8,200,692
<b>Total Revenue</b>	<b>\$</b>	<b>246,245,226</b>	<b>\$</b>	<b>274,129,455</b>	<b>\$ 259,657,626</b>
<b>EXPENDITURE CATEGORIES</b>					
Salaries and Benefits	\$	122,458,039	\$	133,090,893	\$ 138,703,724
Services and Supplies		32,320,111		36,125,949	51,945,554
Other Charges		22,641,935		22,910,306	25,148,025
Fixed Assets		1,778,592		2,631,277	3,963,459
Other Financing Uses		62,062,018		75,123,731	47,947,674
Intrafund		-		-	(286,992)
Contingencies		-		-	11,500,466
<b>Total Expenditures</b>	<b>\$</b>	<b>241,260,695</b>	<b>\$</b>	<b>269,882,156</b>	<b>\$ 278,921,910</b>
<b>CHANGES TO FUND BALANCE</b>					
Beginning Fund Balance	\$	133,427,581	\$	138,412,112	\$ 142,659,411
Net Increase (Decrease) in Fund Balance		4,984,531		4,247,299	(19,264,284)
<b>Ending Fund Balance</b>	<b>\$</b>	<b>138,412,112</b>	<b>\$</b>	<b>142,659,411</b>	<b>\$ 123,395,127</b>



## 2015-2016 Recommended Final Budget Three Year Budget Summary

### GOVERNMENTAL FUNDS-Continued

#### SPECIAL REVENUE

REVENUE CATEGORIES	2013-2014 Actuals	2014-2015 Actuals	2015-2016 Recommended Final Budget
Taxes	\$ 12,116,872	\$ 12,374,330	\$ 12,324,755
Licenses, Permits, Franchises	2,370,279	1,867,320	1,844,395
Fines, Forfeitures, Penalties	1,515,363	1,632,933	1,122,420
Revenue from Uses of Assets	10,123,346	4,175,367	920,323
Intergovernmental Revenue	423,347,095	422,906,634	509,725,512
Charges for Services	59,874,524	66,933,440	72,727,130
Miscellaneous Revenue	2,887,128	5,576,081	2,518,814
Other Financing Sources	45,586,290	42,402,924	31,337,628
<b>Total Revenue</b>	<b>\$ 557,820,897</b>	<b>\$ 557,869,029</b>	<b>\$ 632,520,977</b>

#### EXPENDITURE CATEGORIES

Salaries and Benefits	\$ 175,072,375	\$ 187,159,353	\$ 223,472,568
Services and Supplies	105,323,893	115,094,901	162,152,026
Other Charges	231,279,399	232,752,441	256,804,476
Fixed Assets	1,530,098	2,116,971	3,824,750
Other Financing Uses	30,572,995	13,207,177	1,862,796
Intrafund	0	-	662,832
Contingencies	-	-	-
<b>Total Expenditures</b>	<b>\$ 543,778,760</b>	<b>\$ 550,330,843</b>	<b>\$ 648,779,448</b>

#### CHANGES TO FUND BALANCE

Beginning Fund Balance	\$ 195,646,951	\$ 209,689,088	\$ 217,227,274
Net Increase (Decrease) in Fund Balance	14,042,137	7,538,186	(16,258,471)
<b>Ending Fund Balance</b>	<b>\$ 209,689,088</b>	<b>\$ 217,227,274</b>	<b>\$ 200,968,803</b>

#### CAPITAL PROJECTS

REVENUE CATEGORIES	2013-2014 Actuals	2014-2015 Actuals	2015-2016 Recommended Final Budget
Taxes	\$ -	\$ -	\$ -
Licenses, Permits, Franchises	-	-	-
Fines, Forfeitures, Penalties	1,198,841	988,435	960,000
Revenue from Uses of Assets	44,474	32,097	46,000
Intergovernmental Revenue	-	-	-
Charges for Services	-	-	-
Miscellaneous Revenue	-	-	-
Other Financing Sources	-	-	-
<b>Total Revenue</b>	<b>\$ 1,243,315</b>	<b>\$ 1,020,532</b>	<b>\$ 1,006,000</b>

#### EXPENDITURE CATEGORIES

Salaries and Benefits	\$ -	\$ -	\$ -
Services and Supplies	337,780	360,099	710,000
Other Charges	32,220	30,510	30,510
Fixed Assets	-	-	-
Other Financing Uses	800,000	800,000	800,000
Intrafund	-	-	-
Contingencies	-	-	-
<b>Total Expenditures</b>	<b>\$ 1,170,000</b>	<b>\$ 1,190,609</b>	<b>\$ 1,540,510</b>

#### CHANGES TO FUND BALANCE

Beginning Fund Balance	\$ 5,404,569	\$ 5,477,884	\$ 5,307,807
Net Increase (Decrease) in Fund Balance	73,315	(170,077)	(534,510)
<b>Ending Fund Balance</b>	<b>\$ 5,477,884</b>	<b>\$ 5,307,807</b>	<b>\$ 4,773,297</b>



## 2015-2016 Recommended Final Budget Three Year Budget Summary

### PROPRIETARY FUNDS

<b>ENTERPRISE FUNDS</b>				<b>2015-2016</b>	
<b>REVENUE CATEGORIES</b>	<b>2013-2014</b>		<b>2014-2015</b>		<b>Recommended</b>
	<b>Actuals</b>		<b>Actuals</b>		<b>Final Budget</b>
Taxes	\$	6,537,283	\$	4,895,581	\$ 6,856,640
Licenses, Permits, Franchises		-		-	-
Fines, Forfeitures, Penalties		-		-	-
Revenue from Uses of Assets		686,657		735,058	570,944
Intergovernmental Revenue		4,117,101		3,229,275	1,131,127
Charges for Services		35,990,109		38,656,816	43,285,422
Miscellaneous Revenue		3,206,200		6,705,188	5,943,066
Other Financing Sources		6,501,474		22,011,121	7,281,876
<b>Total Revenue</b>	<b>\$</b>	<b>57,038,824</b>	<b>\$</b>	<b>76,233,039</b>	<b>\$ 65,069,075</b>
<b>EXPENDITURE CATEGORIES</b>					
Salaries and Benefits	\$	18,375,721	\$	17,890,208	\$ 23,095,919
Services and Supplies		20,184,024		22,852,279	30,097,298
Other Charges		9,907,250		10,896,217	11,777,947
Fixed Assets		185,817		(5,919)	6,251,444
Other Financing Uses		1,681,295		1,218,454	1,269,941
Intrafund		-		-	-
Contingencies		-		-	-
<b>Total Expenditures</b>	<b>\$</b>	<b>50,334,107</b>	<b>\$</b>	<b>52,851,239</b>	<b>\$ 72,492,549</b>
<b>CHANGES TO RETAINED EARNINGS</b>					
Beginning Balance	\$	24,153,399	\$	30,858,116	\$ 54,239,916
Net Increase (Decrease) in Retained Earnings		6,704,717		23,381,800	(7,423,474)
<b>Ending Balance</b>	<b>\$</b>	<b>30,858,116</b>	<b>\$</b>	<b>54,239,916</b>	<b>\$ 46,816,442</b>
<b>INTERNAL SERVICE FUNDS</b>					
<b>REVENUE CATEGORIES</b>	<b>2013-2014</b>		<b>2014-2015</b>		<b>2015-2016</b>
	<b>Actuals</b>		<b>Actuals</b>		<b>Recommended</b>
	<b>Actuals</b>		<b>Actuals</b>		<b>Final Budget</b>
Taxes	\$	-	\$	-	-
Licenses, Permits, Franchises		-		-	-
Fines, Forfeitures, Penalties		-		-	-
Revenue from Uses of Assets		267,905		250,551	279,292
Intergovernmental Revenue		96,979		35,648	127,830
Charges for Services		88,731,694		91,089,658	93,362,686
Miscellaneous Revenue		143,016		124,326	92,500
Other Financing Sources		4,179,465		136,327	4,000
<b>Total Revenue</b>	<b>\$</b>	<b>93,419,059</b>	<b>\$</b>	<b>91,636,510</b>	<b>\$ 93,866,308</b>
<b>EXPENDITURE CATEGORIES</b>					
Salaries and Benefits	\$	7,205,763	\$	7,168,052	\$ 8,818,598
Services and Supplies		82,631,026		70,847,692	79,697,877
Other Charges		4,125,482		4,078,311	5,026,821
Fixed Assets		(56,846)		(104,688)	2,004,200
Other Financing Uses		220,276		-	-
Intrafund		-		-	-
Contingencies		-		-	-
<b>Total Expenditures</b>	<b>\$</b>	<b>94,125,701</b>	<b>\$</b>	<b>81,989,367</b>	<b>\$ 95,547,496</b>
<b>CHANGES TO RETAINED EARNINGS</b>					
Beginning Balance	\$	13,789,197	\$	13,082,555	\$ 22,729,698
Net Increase (Decrease) in Retained Earnings		(706,642)		9,647,143	(1,681,188)
<b>Ending Balance</b>	<b>\$</b>	<b>13,082,555</b>	<b>\$</b>	<b>22,729,698</b>	<b>\$ 21,048,510</b>



## 2015-2016 Recommended Final Budget General Fund Long Range Summary

ITEM	2015-2016 Recommended Final Budget	2016-2017 Projected Budget	2017-2018 Projected Budget	2018-2019 Projected Budget
<b>Funding Assumptions:</b>				
Discretionary Revenue	\$ 178,801,791	\$ 184,900,000	\$ 191,700,000	\$ 196,800,000
Departmental Revenue	80,855,835	81,700,000	82,500,000	83,300,000
Unassigned Fund Balance	13,923,345	6,950,000	6,500,000	6,500,000
Assigned Fund Balance - Net County Cost Savings	5,340,939	2,700,000	-	-
<b>Total Funding:</b>	<b>\$ 278,921,910</b>	<b>\$ 276,250,000</b>	<b>\$ 280,700,000</b>	<b>\$ 286,600,000</b>
<b>Expenditure Assumptions:</b>				
Base Budget	\$ 273,606,182	\$ 269,900,000	\$ 273,000,000	\$ 276,800,000
Debt Service Acceleration	1,315,728	1,300,000	1,300,000	-
Jail Staffing and Operations	-	3,500,000	13,300,000	13,300,000
Public Safety Restoration	4,000,000	6,000,000	8,000,000	8,000,000
<b>Total Expenditures:</b>	<b>\$ 278,921,910</b>	<b>\$ 280,700,000</b>	<b>\$ 295,600,000</b>	<b>\$ 298,100,000</b>
<b>Total (deficit in brackets)</b>	<b>\$ -</b>	<b>\$ (4,450,000)</b>	<b>\$ (14,900,000)</b>	<b>\$ (11,500,000)</b>
Budget Reductions, Revenue or Additional Use of One-Time Funding <sup>1</sup>	\$ -	\$ 4,450,000	\$ 14,900,000	\$ 11,500,000
<b>Balance</b>	<b>\$ -</b>	<b>\$ -</b>	<b>\$ -</b>	<b>\$ -</b>

## **GENERAL FUND LONG RANGE SUMMARY**

The Senior Management team of the Chief Executive Office meets on a regular basis to discuss and evaluate current financing strategies as well as to modify and/or develop long term strategies aimed at addressing the County's fiscal needs for at least three years into the future.

The County's budget is accounted for in five separate financial funds, of which the General Fund is a major focus of long range planning efforts. The General Fund typically serves as the main operating fund which is used to pay for core services, and is the fund which the Board of Supervisors has the most discretion over. Stanislaus County has a firm "No Back-Fill" Policy that eliminates funding and services for programs where State or Federal agencies eliminate or reduce funding.

The General Fund Long Range Summary is an illustration of the County's long range financial plans that extend beyond the current fiscal year and applies certain funding and expenditure assumptions to best project future years.

### **FUNDING ASSUMPTIONS**

#### **Discretionary Revenue**

Over ninety percent of all discretionary revenue consists of property and sales tax sources. Discretionary Revenue is monitored on a regular basis with consideration given to historical inflow trends and local and regional economic conditions. Increases of approximately 3% for Budget Year 2016-2017, 4% for Budget Year 2017-2018 and 3% for Budget Year 2018-2019, were applied to the 2015-2016 Recommended Final Budget base amount of \$178,801,791 to reflect modest projected gains in property and sales tax.

#### **Department Revenue**

Assuming that Departmental Revenue will see modest growth, revenue was increased by 1% annually from the 2015-2016 Recommended Final Budget amount of \$80,855,835 and rounded to the nearest \$100,000.

#### **Unassigned Fund Balance**

The 2015-2016 Recommended Final Budget is balanced using \$13,923,345 of unassigned fund balance. Compared to prior years, this amount is relatively higher due to strategic one-time funding increases in appropriations for contingencies, capital improvements and community development recharge. Traditionally, the County has relied on a minimum of about \$6 million of unassigned fund balance each year to balance the budget, which is generated through prior year savings. Projected unassigned fund balance use of \$6.95 million for Budget Year 2016-2017 and \$6.5 million for Budget Years 2017-2018 and 2018-2019 is assumed.

#### **Assigned Fund Balance – Net County Cost Savings**

A Net County Cost Savings Program was implemented in Fiscal Year 2009-2010 and has continued for all fiscal years since then. This program, which allowed General Fund departments to carryover generated savings, played a significant role in assisting departments in managing through the fiscal challenges the organization had faced. Eligible departments will be allocated \$5,340,939 in carryover savings to assist in balancing their Fiscal Year 2015-2016 budget. It is assumed departments will use up all remaining carryover savings by Budget Year 2016-2017; with \$2.7 million projected for the final year funding.

## **EXPENDITURE ASSUMPTIONS**

### **Base Budget**

The recommended Base Budget for Fiscal Year 2015-2016 includes the one-time use of \$5,340,939 of Assigned Fund Balance – Net County Cost Savings Program. The base projection for the three future years includes net county cost savings of \$2.7 million only in the Budget Year 2016-2017. Rounding to the nearest \$100,000, the anticipated cost increases in future budget years reflect base increases of 1.2% from Budget Years 2016-2017 to 2017-2018 and 1.4% from Budget Years 2017-2018 to 2018-2019.

### **Debt Refinance**

On July 16, 2013 the Board of Supervisors approved the refinancing of the 2004 Series A and B Certificates of Participation (COP) through an internal borrowing from the Stanislaus County Treasury Pool. This will shorten the maturity date of the COPs by eight years, provide approximately \$4.9 million in Net Present Value savings and will free up operational funding in Budget Year 2018-2019, and beyond, that can be used to address anticipated increases in cost associated with the expansion of the County's detention facilities. The 2013 refinancing of the COPs required a one-time cash contribution to "buy-down" \$4,028,754 of outstanding par amount as well as additional annual payments to accelerate the payoff. For Fiscal Year 2015-2016 Recommended Final Budget, \$1,315,728 is budgeted as the additional payment. For future budget years, accelerated annual payments of approximately \$1.3 million will be needed until the debt is paid off in Budget Year 2017-2018.

### **Jail Staffing and Operations**

A significant increase in County expenditures is projected starting with Budget Year 2016-2017 when the AB 900 Phase II Public Safety Center Expansion Project will be complete. Full occupancy of all available jail beds at the Public Safety Center site following this major construction project is projected to require additional positions with an increased General Fund obligation estimated to be \$7.7 million annually. The Intake Release Facility, which is a Public Facility Fees Funded Companion Facility, and corresponding functions constructed by Public Facilities Fees, will also require additional positions with an increased General Fund obligation of approximately \$2.3 million. The total annual staffing cost for both facilities is projected to be \$10 million while the total annual operations cost is projected to be \$3.3 million. Since the project is not expected to be fully operational for the entire Fiscal Year 2016-2017, partial staffing and operations cost of \$3.5 million is reflected in the Long Range Summary for the Budget Year 2016-2017 and annual total projected staffing and operations cost of \$13.3 million is reflected starting with Budget Year 2017-2018.

### **Public Safety Restoration**

As part of the Fiscal Year 2014-2015 Mid-Year Financial Report, the Board of Supervisors approved recommendations to support Public Safety Restoration (PSR) to fund critical public safety services in four departments, the District Attorney, Public Defender, Probation and Sheriff. The Board approved PSR funding of up to \$2 million in Fiscal Year 2014-2015 and \$4 million in Fiscal Year 2015-2016 to support 39 full-time positions in Phase I. Potential funding of up to \$6 million in Budget Year 2016-2017 and \$8 million in Budget Year 2017-2018 will be considered through future Board action, with a goal of funding up to 74 full-time positions by Budget Year 2017-2018. Beginning with Budget Year 2018-2019, PSR funding is projected to stabilize at \$8 million ongoing General Fund support.

### **Balancing**

When expenditures exceed funding, the total deficit is shown in brackets in the Long Range Summary. These deficits will need to be addressed through further budget reductions, growth in revenue or the additional use of one-time funding. Senior management of the Chief Executive Office will work closely with the Board of Supervisors to continue to develop and refine the multi-year strategy to ensure a balanced budget in Budget Years 2016-2017, 2017-2018, 2018-2019 and beyond.

## **CAPITAL IMPROVEMENT PLAN**

The County's Final Capital Improvement Plan (CIP) was approved by the Board of Supervisors on February 25, 2014 for Fiscal Year 2013-2014. At that time, the Board of Supervisors amended the current annual review cycle, and authorized staff to review and update the Final CIP every two years beginning in Fiscal Year 2015-2016.

The Capital Improvement Plan (CIP) was developed to assist County decision makers in determining priorities and identifying where scarce one-time funds should be allocated to address the County's most important capital needs. This analysis has been developed to assist the Board in making difficult resource allocation decisions.

The Final Capital Improvement Plan provides a forecast of capital improvement needs for the County over the next twenty (20) years. The Final CIP is a listing of project needs that have been identified generally requiring a one-time investment of public funds for acquisition, replacement, and/or development of new equipment or facilities. State law increased the dollar amount for qualifying capital improvement projects to over \$100,000. However, to make the CIP more useful as a planning tool, County policy recognizes a threshold of \$75,000 to define a capital improvement project.

Recognizing the tenuous fiscal environment in which the County operates, it is expected that the information presented may change from year to year as the County's needs and funding sources change and evolve. One of the most difficult challenges in developing a capital plan is to fairly compare and evaluate projects that stretch across a very broad spectrum. This plan provides a wide range of information including the estimated one-time and operating costs for constructing and operating facilities, any service related costs, the location, and how it may fit into the service delivery plan of the department proposing it. This information is critical to making informed and sound decisions.

County department heads and Chief Executive Office staff have collected and updated relevant information pertaining to the capital improvement needs of the County. The CIP identifies 145 capital improvement projects. Those needs total \$1,242,747,664 in total estimated project costs. Of that total, \$574,657,557 in potential funding from other sources have been identified, with \$605,535,934 being the portion of the estimated project costs that would be the responsibility of Stanislaus County. Funding sources for \$62,554,173 in project costs have not yet been identified.

The CIP includes projects that are underway or planned for the future. Unfunded projects in the CIP indicate current and future unmet needs and are included for planning purposes. While the CIP covers a 20 year planning horizon, the document will be updated bi-annually to reflect ongoing changes as new projects are added, existing projects are modified, and completed projects are deleted from the plan.

## **ACCOMPLISHMENTS**

Several noteworthy projects were completed during Fiscal Year 2014-2015:

Juvenile Justice Facility Roof Replacement and HVAC; Public Health Laboratory Information Management System; Bonita Ranch Park Solar Lighting and Walking Paths; and various traffic signals and road widening projects.

Several projects currently in various stages of design or construction are included as follows:

- ◆ AB 900 Phase II Public Safety Center Jail Expansion, current budget \$89,500,000;
- ◆ County funded Jail Intake, Release, and Transportation facility, current budget of \$24,044,509;
- ◆ Re-Entry and Enhanced Alternatives to Custody Training (REACT) Center Project, current budget of \$44,445,000;



- ◆ Coroner's Facility, current budget of \$6.3 million;
- ◆ Crisis Stabilization Unit, current budget of \$1.4 million; and
- ◆ Various Road and Bridge projects, current budget of \$80,890,935.

### **IMPACT ON THE OPERATING BUDGET**

An integral part of planning for a capital project is to ensure that funding is available for any additional, on-going operating and maintenance costs that will be incurred once a project is complete. These include: additional staffing, utilities, debt service payments, and Cost Allocation Plan (CAP) charges. The CIP addresses this issue by including anticipated impacts on the County operating budget in each project narrative. The Capital Projects Team is working collaboratively and in partnership with the Budget Team to fully capture and describe the impact of various CIP projects on the County budget. Each narrative in the budget document contains a section entitled "Program Discussion." This portion of the budget narrative also describes these operating impacts. Improving communication and long range planning strategies between the Final Capital Improvement Plan and the Final Budget will provide a better opportunity to fully address these impacts and aid in future planning.

# WHAT IS A SCHEDULE 9?

<b>Auditor-Controller</b>					
<b>Classification</b>	<b>2013-2014 Actual</b>	<b>2014-2015 Actual</b>	<b>2015-2016 Adopted Proposed</b>	<b>2015-2016 Recommended Adjustments</b>	<b>2015-2016 Recommended Final Budget</b>
Taxes	\$238	\$0	\$100,000	(\$100,000)	\$0
Licenses, Permits, Franchises	\$0	\$0	\$0	\$0	\$0
Fines, Forfeitures, Penalties	\$0	\$0	\$0	\$0	\$0
Revenue from use of Assets	\$117,863	\$125,404	\$131,160	\$0	\$131,160
Intergovernmental Revenue	\$0	\$54,872	\$0	\$0	\$0
Charges for Service	\$2,276,294	\$2,467,837	\$2,773,888	\$34,220	\$2,808,108
Miscellaneous Revenue	\$106,611	\$111,637	\$110,500	\$0	\$110,500
Other Financing Sources	\$0	\$0	\$0	\$0	\$0
<b>Total Revenue</b>	<b>\$2,501,006</b>	<b>\$2,759,750</b>	<b>\$3,115,548</b>	<b>(\$65,780)</b>	<b>\$3,049,768</b>
Salaries and Benefits	\$3,259,834	\$3,570,908	\$3,823,804	\$154,885	\$3,978,689
Services and Supplies	\$84,440	\$138,666	\$136,130	(\$7,000)	\$129,130
Other Charges	\$216,029	\$235,099	\$256,526	\$0	\$256,526
Fixed Assets					
Equipment	\$0	\$39,132	\$0	\$0	\$0
Other Financing Uses	\$103,147	\$0	\$0	\$0	\$0
Equity	\$0	\$0	\$0	\$0	\$0
Intrafund	\$120	\$120	\$200	\$0	\$200
Contingencies	\$0	\$0	\$0	\$0	\$0
<b>Gross Costs</b>	<b>\$3,663,570</b>	<b>\$3,983,925</b>	<b>\$4,216,660</b>	<b>\$147,885</b>	<b>\$4,364,545</b>
Fund Balance	\$0	\$0	\$0	\$0	\$0
<b>Net County Cost</b>	<b>\$1,162,564</b>	<b>\$1,224,175</b>	<b>\$1,101,112</b>	<b>\$213,665</b>	<b>\$1,314,777</b>

## REVENUE

## EXPENDITURES

## TOTALS

**Taxes**—Money received from tax revenue.

**Salaries and Benefits**—Accounts that establish expenditures for employee related costs.

**GROSS COSTS**—Total expenses before any revenue.

**Licenses, Permits, Franchises**—Money received from these sources.

**Services and Supplies**—Accounts that establish expenditures for operating expenses of County departments and programs.

**RETAINED EARNINGS** —The accumulated earnings of an enterprise or internal service fund.

**Fines, Forfeitures, Penalties**—Money received from fines or penalties.

**Other Charges**—A payment to an agency, institution or person outside the County.

**FUND BALANCE**—Revenue not spent in the previous year. Only used in Schedule 9's for General Fund, Special Revenue and Capital Projects Funds.

**Revenue from use of Assets**—Money received from assets such as rent.

**Fixed Assets**—Land, buildings, vehicles, infrastructure and assets used in operations that have value past one year.

**NET COUNTY COST**—Gross costs minus Total Revenue minus Fund Balance or Retained Earnings equals Net County Cost.

**Intergovernmental Revenue**—Funds received from Federal, State or local government sources such as grants.

**Other Financing Uses**—Decrease in current financial resources that is separate of expenditures.

**Charges for Service**—Fees collected for services provided by the department.

**Equity**—Assets of an entity that remains after deducting liabilities.

**Miscellaneous Revenue**—Money received from various sources such as donations, salvage and legal settlements.

**Intrafund**—A way to record revenue/expenditures from a department with the same fund but different orgs.

**Other Financing Sources**—Increase in resources reported separate of revenues.

**Contingencies**—Funds saved for emergencies.



# A Safe Community

CEO-OES/Fire Warden

CEO-Capital Projects

CEO-County Operations

District Attorney

Grand Jury

Integrated Criminal Justice Information System

Probation

Public Defender

Sheriff

## A Safe Community

Protecting the safety of the residents of Stanislaus County continues to be the top priority of the Board of Supervisors. The impact of gangs and drugs in our community directly contributes to the decline of the physical, economic and social health of the County. Reducing these impacts allows residents to live and participate in our local communities in a safe environment. A community that focuses resources on prevention and intervention should have less need for enforcement. The



The criminal justice system is comprised of a network of County departments focused on a coordinated effort to balance funding and operations between public safety agencies to foster a system-wide approach to protecting the public and streamlining operations between agencies.

Local and regional disaster preparedness is critical to the County's ability to respond to and recover from natural and man-made disasters. Recent events have illustrated communities must have a strong emergency management team and plans to sustain the region during disasters. An incident management team provides the needed coordination and oversight for emergency response. Effective emergency communication and information sharing among agencies is a critical component in disaster preparation.

- ◆ The Office of Emergency Services/Fire Warden is responsible for developing and maintaining plans for responding to local emergencies including natural disasters, Homeland Security, and biological events;
- ◆ The District Attorney's Office primary goal is to seek justice through vigorous prosecution of criminals and victim advocacy;
- ◆ The Probation Department provides intensive supervision to probationers and juvenile offenders who are placed in the community and provides a safe, secure custodial facility for juvenile offenders;
- ◆ The Public Defender's Office provides vigorous and effective legal representation of indigent persons accused of crimes, involved in dependency matters, accused of criminal contempt, or are facing involuntary mental health commitment; and
- ◆ The Sheriff's Department is the primary law enforcement agency for the unincorporated areas of the County and its contract cities. The Sheriff's Department also provides housing for incarcerated adults and security for the Courts.

## **FISCAL YEAR 2015-2016 ISSUES**

The 2015-2016 Final Budget recommends \$198,748,847 in appropriations for this priority area. These expenditures are funded by a combination of \$72,110,053 in department revenue, \$122,901,939 in a contribution from the General Fund and \$3,736,855 in fund balance.

In 2011, Assembly Bill 109 made fundamental changes to California's correctional system. It realigned custodial and community supervision responsibility for non-serious, non-violent, and non-sex offenders, as well as supervision of lower level adult parolees returning from state prison sentences to counties. In Fiscal Year 2011-2012, counties received nine months of funding; Stanislaus County's allocation was \$6.6 million. In Fiscal Year 2012-2013 the County received funding of \$12.4 million, \$14.5 for Fiscal Year 2013-2014, and \$14.4 million for Fiscal Year 2014-2015. The allocation for Fiscal Year 2015-2016 funding is unknown for the 2015-2016 Final Budget. Departments have therefore allocated at the 2014-2015 Fiscal Year level of \$14.4 million.

The District Attorney is working toward enhancing overall support, supervision and performance of prosecutors and investigators with the implementation of Public Safety Restoration. They will also continue to expand the use of electronic data in order to reduce reliance on paper filings and discovery and to increase efficiency. Included in the Final Budget is the purchase of an ID/Proxy Card system.

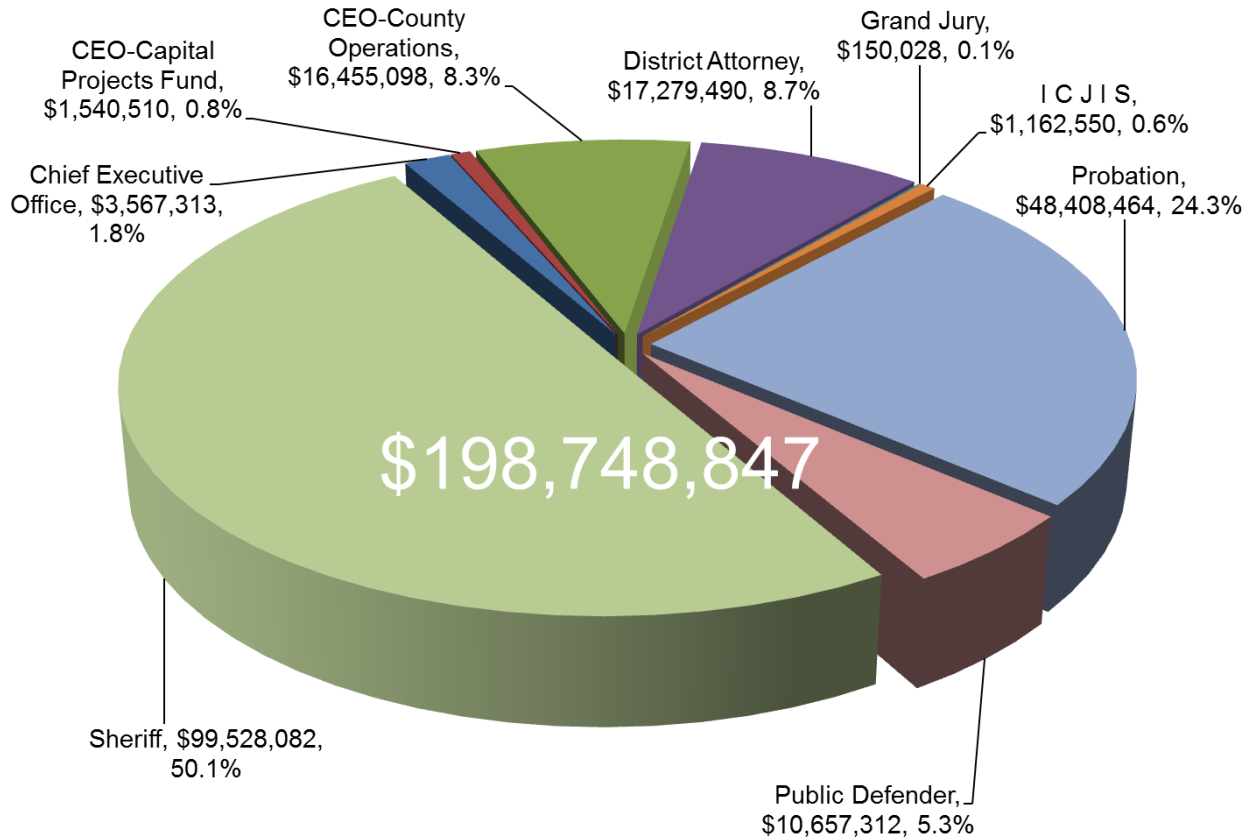
The Probation Department anticipates maintaining current service and staffing levels as well as filling all of the approved Public Safety Restoration positions. The Department continues to work on improving data collections and evaluating juvenile justice programs.

The Public Defender anticipates maintaining current service and staffing levels using net county cost carryover savings, a portion of which will be used toward filling Public Safety Restoration positions in 2015-2016. The Department was again funded from the Community Correction Partnership two Attorney positions and a Legal Clerk and funds for the Indigent Defense fund to address increased demands as a result of realignment.

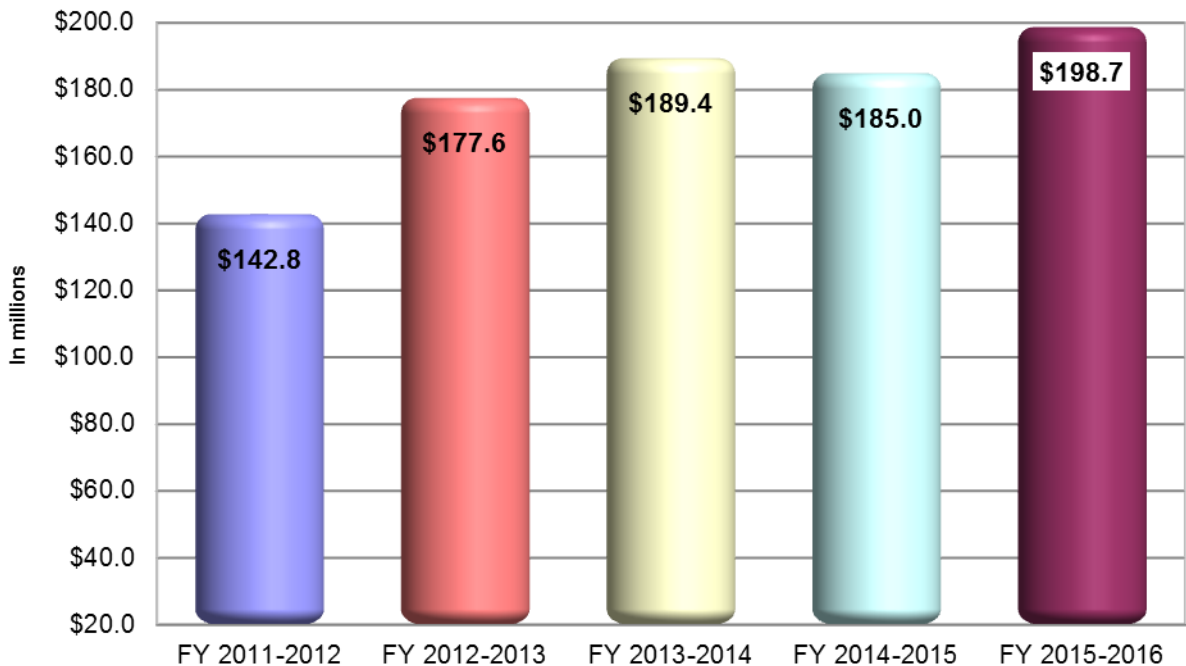
The Sheriff anticipates increasing current service and staffing levels with the use of funds received from Public Safety Restoration. The Sheriff plans to increase the number of deputies working general crimes within the County, return deputies to regional task forces such as the Stanislaus County Auto Theft Task Force and to put a Sheriff's Team Investigating Narcotics and Gangs (STING) back on the street. It is also the goal of the Department to conduct classes of the reactivated Sheriff's Deputy Training Academy in Fiscal Year 2015-2016. As part of the Final Budget the Department requested the purchase of equipment and services to aid in safe and efficient services to the community.



## A Safe Community Recommended Appropriations Fiscal Year 2015-2016



### Five Year Comparison of Appropriations







# A Safe Community

<b>PAGE</b>				<b>Recommended 2015-2016</b>
<b>CHIEF EXECUTIVE OFFICE</b>				<b>\$3,567,313</b>
	<b>Fund</b>	<b>Org</b>		
91	0100	0015500	Office of Emergency Service/Fire Warden	\$2,067,325
94	1670	0017370	Office of Emergency Services - Homeland Security Grants	\$0
96	1725	0017100	County Fire Service Fund	\$1,499,988
<b>CEO-CAPITAL PROJECTS FUND</b>				<b>\$1,540,510</b>
	<b>Fund</b>	<b>Org</b>		
99	2025	0061301	Courthouse Construction Fund	\$710,000
101	2026	0061303	Criminal Justice Facilities Fund	\$830,510
<b>CEO-COUNTY OPERATIONS</b>				<b>\$16,455,098</b>
	<b>Fund</b>	<b>Org</b>		
103	0100	0016120	County Court Funding	\$6,491,932
106	1726	0017200	Department of Justice Drug and Alcohol	\$120,000
108	1777	0017710	DNA Identification Fund Prop 69	\$208,000
110	0100	0017400	Jail Medical Program	\$9,635,166
<b>DISTRICT ATTORNEY</b>				<b>\$17,279,490</b>
	<b>Fund</b>	<b>Org</b>		
115	0100	0023100	Criminal Division	\$15,387,072
119	1761	0023229	Arson Task Force	\$20,524
121	1712	0023212	Auto Insurance Fraud Prosecution	\$200,288
123	177A	0023310	Consumer Fraud Prosecution Program	\$417,477
125	1771	0023271	Criminal Division Asset Forfeiture	\$5,000
127	1707	0023207	Federal Asset Forfeiture	\$4,600
129	1678	0023209	Office of Traffic Safety Impaired Driver Vertical Prosecution	\$340,528
132	1776	0023276	Real Estate Fraud Prosecution	\$365,311
134	1716	0023216	Rural Crimes Prevention Program	\$0
136	1686	0023208	Unserved/Underserved Victim Advocacy and Outreach	\$117,828
138	1775	0023275	Vertical Prosecution Block Grant	\$0
140	1710	0023220	Victim Compensation and Government Claims	\$63,853
142	1714	0023214	Victim Services Program	\$357,009
<b>GRAND JURY</b>				<b>\$150,028</b>
	<b>Fund</b>	<b>Org</b>		
145	0100	0052100	Grand Jury	\$150,028





# A Safe Community

**Recommended  
2015-2016**

<b>PAGE</b>				<b>Recommended 2015-2016</b>
<b>INTEGRATED CRIMINAL JUSTICE INFORMATION SYSTEM</b>				<b>\$1,162,550</b>
	<b>Fund</b>	<b>Org</b>		
149	5141	0016161	Integrated Criminal Justice Information System	\$1,162,550
<b>PROBATION</b>				<b>\$48,408,464</b>
	<b>Fund</b>	<b>Org</b>		
154	0100	0026050	Administration	\$2,956,775
156	0100	0026060	Community Corrections Partnership	\$4,168,189
158	1688	0026431	Corrections Performance Incentive Fund	\$556,451
161	0100	0026100	Field Services	\$11,012,516
164	0100	0026200	Institutional Services	\$6,272,795
166	1764	0026379	Juvenile Accountability Block Grant	\$223,959
169	0100	0026070	Juvenile Commitment Facility	\$3,573,793
171	1798	0026395	Juvenile Justice Crime Prevention Act	\$1,693,830
173	1679	0026481	Local Community Corrections	\$16,323,569
176	1765	0026420	Ward Welfare Fund	\$40,000
178	1698	0026406	Youthful Offender Block Grant	\$1,586,587
<b>PUBLIC DEFENDER</b>				<b>\$10,657,312</b>
	<b>Fund</b>	<b>Org</b>		
182	0100	0027000	Public Defender	\$5,995,852
185	0100	0027500	Indigent Defense	\$4,661,460
<b>SHERIFF</b>				<b>\$99,528,082</b>
	<b>Fund</b>	<b>Org</b>		
190	0100	0028100	Administration	\$9,562,724
193	1703	0028600	CAL ID Program	\$531,130
195	1780	0028889	CAL-MMET Program	\$779,915
197	1768	0028840	Civil Process Fee	\$666,340
199	0100	0028239	Contract Cities	\$10,605,167
203	176C	0028370	Court Security	\$5,708,683
206	1743	0028869	Dedicated Funds	\$0
208	0100	0028300	Detention	\$39,610,420
212	1769	0028870	Driver Training Program	\$205,601
214	4081	0028509	Jail Commissary/Inmate Welfare	\$1,714,332
216	1799	0028610	Justice Assistance Grant	\$714,937
218	0100	0028200	Operations	\$28,967,894
225	1715	0028825	Vehicle Theft Unit	\$460,939
<b>TOTAL</b>				<b>\$198,748,847</b>



**CRIMINAL JUSTICE/PUBLIC PROTECTION**  
**Other Protection**

**CEO—OFFICE OF EMERGENCY SERVICES/FIRE WARDEN**  
**Stan Risen, Director of Emergency Services**  
**Dale Skiles, Fire Warden/ Assistant Director of Emergency Services**

<b>BUDGET AT A GLANCE</b>	
Gross Costs	\$3,567,313
Total Revenue	\$1,560,765
Fund Balance/Retained Earnings	\$7,745
<b>Net County Cost</b>	<b>\$1,998,803</b>
Total Recommended Staffing	13
% Funded by Local Discretionary Funds	56.0%

**MISSION STATEMENT**

The Office of Emergency Services/Fire Warden is a division of the Chief Executive Office led by the County Fire Warden - Assistant Director of Emergency Services. Its mission is to provide a safe and resilient community through emergency management and coordination within the Stanislaus County Operational Area by protecting lives, property and the economy through preparing, planning, mitigating, responding to and recovering from disasters and emergencies.

The core functions of this division include: the leadership and coordination of emergency preparedness, prevention, mitigation, response and recovery; local coordination and management of statewide mutual aid systems; countywide liaison and support to fire agencies for all-hazards and threats; administer and provide county fire services in collaboration with local fire agencies and the Fire Authority; and administration of the Office of Emergency Services/Fire Warden.

**ACCOMPLISHMENTS AND OBJECTIVES**

The Accomplishments of 2014-2015 and Objectives for the 2015-2016 Fiscal Year for the Office of Emergency Services/Fire Warden include:

<b>FISCAL YEAR 2014-2015 ACCOMPLISHMENTS</b>	<b>FISCAL YEAR 2015-2016 OBJECTIVES</b>
<ul style="list-style-type: none"> <li>◆ Integrated emergency management, fire warden and fire service fund functions into the County organization.</li> <li>◆ Enhanced support to local fire agencies and districts through implementation of the Fire Prevention Bureau One-Stop-Shop, enhanced fire technology and communications, as well as finance and administration.</li> <li>◆ Provided emergency management coordination for the Stanislaus Operational Area through the Disaster Council, Drought Task Force, and local agencies.</li> <li>◆ Administered the Homeland Security Grant Program to enhance local Emergency Management and Homeland Security efforts through planning, training, equipping and exercising emergency plans with our regional</li> </ul>	<ul style="list-style-type: none"> <li>◆ Develop an emergency operations center management team program to train a regional team that can be deployed to support the Operational Area in an emergency.</li> <li>◆ Update the Emergency Operations Plan to provide a planned response to emergency situations in the Operational Area.</li> <li>◆ Implement the best permitting practices and continue to advance the One-Stop-Shop program to improve customer service through electronic plan submittal and inspections.</li> <li>◆ Continue to enhance the capabilities of the Stanislaus Operational Area first responders through partnerships and development of</li> </ul>

FISCAL YEAR 2014-2015 ACCOMPLISHMENTS	FISCAL YEAR 2015-2016 OBJECTIVES
first responders.	regional teams and funding of equipment, training and exercises through the Homeland Security Grant.

**BUDGETS WITHIN THE CEO—OFFICE OF EMERGENCY SERVICES/FIRE WARDEN INCLUDE:**

- ◆ Office of Emergency Services/Fire Warden
- ◆ Office of Emergency Services Homeland Security Grants
- ◆ County Fire Service Fund

**STANISLAUS COUNTY, CALIFORNIA**  
**Fiscal Year 2015-2016**  

---

**CRIMINAL JUSTICE/PUBLIC PROTECTION**  
**Other Protection**



**CEO—OFFICE OF EMERGENCY SERVICES/FIRE WARDEN**

Budget Unit 0100 0015500  
General Fund

**SERVICES PROVIDED**

The Stanislaus County Chief Executive Officer (CEO) is the Director of the Office of Emergency Services (OES/FW). The Assistant Director of OES/FW provides the day-to-day guidance and oversight of the County's emergency services function and serves as the Stanislaus County Fire Warden.

As the Operational Area Coordinator for Stanislaus County, the Office of Emergency Services is responsible for fulfilling the local government/operational area State mandates identified in the California Code of Regulations establishing the Standardized Emergency Management System (SEMS). These responsibilities include maintaining a functional Emergency Operations Center (EOC) for the Operational Area, coordination of emergency activities that exceed the day-to-day level, and coordinating mutual aid requests and communication between local government and the State. Local government is required to meet and/or exceed State mandates to be eligible for State funding of response related personnel costs during a disaster. OES ensures County compliance with Homeland Security Presidential Directives (HSPD) 5 and 8, including the National Incident Management System (NIMS). These directives are linked to preparedness funding, disaster management and recovery funding after a disaster.

The Fire Warden acts as the Fire and Rescue Operational Area Coordinator (OAC) for Stanislaus County. As the Fire and Rescue OAC, the Fire Warden is responsible for the planning, coordination, maintaining and deployment of fire mutual aid resources within the Stanislaus Operational Area and for the State OES fire and rescue resources located in Stanislaus County. The OAC is responsible for maintaining several local, state and federal databases that validate certifications, maintains an inventory of personnel and apparatus, provides training, and coordinates statewide deployment of local fire resources. The Fire Warden is the liaison between local fire agencies and County divisions; staff provides assistance to fire districts with financial issues including development impacts, revenue projections, budget analysis, fees and assessments, and represents County fire agencies on various local and State committees and workgroups. These recommended services provided through this program will support the Board of Supervisors priorities of A Safe Community, the Efficient Delivery of Public Services, and Effective Partnerships.

<b>Chief Executive Office - OES/Fire Warden</b>					
<b>Classification</b>	<b>2013-2014 Actual</b>	<b>2014-2015 Actual</b>	<b>2015-2016 Adopted Proposed</b>	<b>2015-2016 Recommended Adjustments</b>	<b>2015-2016 Recommended Final Budget</b>
Taxes	\$0	\$0	\$0	\$0	\$0
Licenses, Permits, Franchises	\$0	\$0	\$0	\$0	\$0
Fines, Forfeitures, Penalties	\$0	\$0	\$0	\$0	\$0
Revenue from use of Assets	\$0	\$0	\$0	\$0	\$0
Intergovernmental Revenue	\$231,712	\$235,852	\$235,852	\$0	\$235,852
Charges for Service	\$173,480	\$28,971	\$20,658	\$0	\$20,658
Miscellaneous Revenue	\$6,184	\$25,000	\$25,000	\$0	\$25,000
Other Financing Sources	\$0	\$0	\$0	\$0	\$0
<b>Total Revenue</b>	<b>\$411,376</b>	<b>\$289,823</b>	<b>\$281,510</b>	<b>\$0</b>	<b>\$281,510</b>
Salaries and Benefits	\$387,724	\$720,162	\$542,826	\$320,956	\$863,782
Services and Supplies	\$1,056,447	\$535,777	\$846,641	\$114,344	\$960,985
Other Charges	\$233,979	\$235,303	\$241,758	\$0	\$241,758
Fixed Assets	\$0	\$0	\$0	\$0	\$0
Other Financing Uses	\$9,567	\$0	\$0	\$0	\$0
Equity	\$0	\$0	\$0	\$0	\$0
Intrafund	\$583	\$607	\$800	\$0	\$800
Contingencies	\$0	\$0	\$0	\$0	\$0
<b>Gross Costs</b>	<b>\$1,688,300</b>	<b>\$1,491,849</b>	<b>\$1,632,025</b>	<b>\$435,300</b>	<b>\$2,067,325</b>
<b>Fund Balance</b>	<b>\$0</b>	<b>\$0</b>	<b>\$0</b>	<b>\$0</b>	<b>\$0</b>
<b>Net County Cost</b>	<b>\$1,276,924</b>	<b>\$1,202,026</b>	<b>\$1,350,515</b>	<b>\$435,300</b>	<b>\$1,785,815</b>

\*Net county cost carryover savings included in the 2015-2016 Recommended Final Budget is \$358,126.

## PROGRAM DISCUSSION

At the proposed level of funding, OES/FW can maintain the current level of service as outlined below by using prior year net county cost savings and grant funding from the Emergency Management Performance Grant (EMPG).

In the fall of 2014, the OES/FW staff convened to develop a strategic plan for Fiscal Year 2015-2016. In that process, staff identified the core functions, and program objectives with a focus on prevention and providing excellent customer service. These core functions and objectives are:

### Core Functions

- ◆ Leadership and coordination of emergency preparedness, prevention, mitigation, response and recovery
- ◆ Local coordination and management of statewide mutual aid systems
- ◆ Provide countywide liaison and support to the fire agencies, districts and Fire Authority
- ◆ Provide general administration to the Office of Emergency Services/Fire Warden

### Objectives for Fiscal Year 2015-2016

- ◆ Update the Emergency Operations Plan (EOP)
- ◆ Develop an Emergency Operations Center Management Team
- ◆ Support the One-Stop-Shop and Best Permitting Practices
- ◆ Administer the Operational Area Grant Programs

This plan provides a clear guide for Fiscal Year 2015-2016 and ensures that the County remains in compliance with Homeland Security Presidential Directives 5 and 8 which includes the National Incident Management System. Compliance with these Directives is required to receive grant funding for emergency management and homeland security as well as state and federal recovery reimbursement.

The Department anticipates carrying forward approximately \$240,000 in net county cost savings earned in prior years, and all savings are needed to balance this Proposed Budget.

## **STAFFING IMPACTS**

### **Adopted Proposed Budget**

There were no requested changes to the current level of staffing.

Total current authorized positions— 6

### **Final Budget**

There are no requested changes to the current level of staffing.

Total current authorized positions— 6

## **BUDGET RECOMMENDATIONS**

### **Adopted Proposed Budget**

It is recommended that a budget of \$1,632,025 be approved for the Chief Executive Office – Office of Emergency Services/Fire Warden. This budget is funded from \$281,510 in estimated departmental revenue and a \$1,350,515 contribution from the General Fund.

There are no recommended changes to the current level of staffing.

Total recommended authorized positions— 6

### **Final Budget**

Departments that achieved savings in appropriations are able to carry forward 100% of their unused net county cost savings from prior fiscal years and 75% of their 2014-2015 net county cost savings. The Chief Executive Office – Office of Emergency Services/Fire Warden is requesting an increase in appropriations of \$358,126 to reflect the carry forward of net county cost savings earned in prior fiscal years. The Department is planning to use approximately \$358,126 to balance its 2015-2016 budget.

As part of Public Safety Restoration a Lieutenant position allocated to the Sheriff's Department was approved to be assigned to the Chief Executive Office – Office of Emergency Services. Fifty percent of this position will be used to restore a law enforcement leadership presence within Chief Executive Office – Office of Emergency Services for Stanislaus County, which was previously assigned on a full-time basis. This position will have direct responsibility for emergency management activities involving the Sheriff's Department and will serve as an active member of the County's Emergency Management Team. These costs will be funded by the Office of Emergency Services. The other fifty percent of the Lieutenant position will be assigned to support development of a new County Security Program in coordination with the Chief Executive Office. This position will provide direct support for potential threats to County operations which impact the safety and security of County employees and customers. These costs will be funded with proceeds from the dissolution of the Modesto Regional Fire Authority for the 2015-2016 Fiscal Year, which are now in the County's General Fund fund balance. To fund this position the Department is requesting an ongoing increase of \$77,174 in appropriations funded from increased net county cost.

The department requests for Final Budget are recommended in full. It is recommended that a budget of \$2,067,325 be approved for the Chief Executive Office – Office of Emergency Services/Fire Warden. This budget is funded from \$281,510 in estimated departmental revenue and a \$1,785,815 contribution from the General Fund.

There are no recommended changes to the current level of staffing.

Total recommended authorized positions— 6

**STANISLAUS COUNTY, CALIFORNIA**  
**Fiscal Year 2015-2016**



**CRIMINAL JUSTICE/PUBLIC PROTECTION**  
**Other Protection**

**CEO—OFFICE OF EMERGENCY SERVICES HOMELAND SECURITY GRANTS**

Budget Unit 1670 0017370  
 Special Revenue Fund

**SERVICES PROVIDED**

The State Homeland Security Grant Program is part of a series of reimbursement grants from the Division of Homeland Security and administered by the State of California. Funding for the grants is provided after expenses have been incurred and are reimbursed by the State. The Stanislaus Operational Area has successfully applied for and received funds since 2003. The funding is for equipment, training, exercise, planning and administration to enhance the ability of the local jurisdiction to prevent, deter, respond to, and recover from threats and incidents of terrorism. These recommended services provided through this program will support the Board’s priority of a safe community, the efficient delivery of public services, and effective partnerships.

**FUND/CASH BALANCE**

As of July 1, 2015 this fund had a negative fund balance of \$132,251 compared to the July 1, 2014 negative balance of \$24,219. As of July 1, 2015, this fund had a negative cash balance of \$245,895 compared to July 1, 2014 negative balance of \$796,272. The negative balances are due to the timing of reimbursement from the State.

<b>Chief Executive Office - OES Homeland Security Grants</b>					
<b>Classification</b>	<b>2013-2014 Actual</b>	<b>2014-2015 Actual</b>	<b>2015-2016 Adopted Proposed</b>	<b>2015-2016 Recommended Adjustments</b>	<b>2015-2016 Recommended Final Budget</b>
Taxes	\$0	\$0	\$0	\$0	\$0
Licenses, Permits, Franchises	\$0	\$0	\$0	\$0	\$0
Fines, Forfeitures, Penalties	\$0	\$0	\$0	\$0	\$0
Revenue from use of Assets	\$0	\$0	\$0	\$0	\$0
Intergovernmental Revenue	\$1,275,822	\$484,593	\$0	\$0	\$0
Charges for Service	\$0	\$0	\$0	\$0	\$0
Miscellaneous Revenue	\$0	\$0	\$0	\$0	\$0
Other Financing Sources	\$0	\$0	\$0	\$0	\$0
<b>Total Revenue</b>	<b>\$1,275,822</b>	<b>\$484,593</b>	<b>\$0</b>	<b>\$0</b>	<b>\$0</b>
Salaries and Benefits	\$137,216	\$78,813	\$0	\$0	\$0
Services and Supplies	\$395,306	\$313,969	\$0	\$0	\$0
Other Charges	\$0	\$0	\$0	\$0	\$0
Fixed Assets					
Equipment	\$637,314	\$89,468	\$0	\$0	\$0
Other Financing Uses	\$73,028	\$0	\$0	\$0	\$0
Equity	\$0	\$0	\$0	\$0	\$0
Intrafund	\$0	\$0	\$0	\$0	\$0
Contingencies	\$0	\$0	\$0	\$0	\$0
<b>Gross Costs</b>	<b>\$1,242,864</b>	<b>\$482,250</b>	<b>\$0</b>	<b>\$0</b>	<b>\$0</b>
<b>Fund Balance</b>	<b>(\$32,958)</b>	<b>(\$2,343)</b>	<b>\$0</b>	<b>\$0</b>	<b>\$0</b>
<b>Net County Cost</b>	<b>\$0</b>	<b>\$0</b>	<b>\$0</b>	<b>\$0</b>	<b>\$0</b>

\*Net county cost carryover savings included in the 2015-2016 Recommended Final Budget is \$0.



## **PROGRAM DISCUSSION**

Stanislaus County is the Operational Area Coordinator and eligible to apply for and administer the Homeland Security Grant Program (HLSG). The Fiscal Year 2014 HLSG was accepted by the Board of Supervisors on January 6, 2015 in the amount of \$612,439. This grant provides equipment, training, planning, and administrative support to enhance the ability of local jurisdictions to prevent, deter, respond to and recover from threats and incidents of terrorism and catastrophic events.

The Department expects to carry forward approximately \$500,000 in unspent Fiscal Year 2014 grant funds, for use in Fiscal Year 2015-2016. The Department also anticipates participating in the Fiscal Year 2015 grant opportunity which could result in additional funding for this budget in December 2015.

## **STAFFING IMPACTS**

### **Adopted Proposed Budget**

Total current authorized positions— 0

### **Final Budget**

Total current authorized positions— 0

## **BUDGET RECOMMENDATIONS**

### **Adopted Proposed Budget**

It is recommended that zero appropriations be approved for this budget as funds remaining from the Fiscal Year 2014 grant period will be carried over as part of the 2015-2016 Final Budget process.

Total recommended authorized positions— 0

### **Final Budget**

There are no recommended changes in funding to this budget.

Total recommended authorized positions— 0

**STANISLAUS COUNTY, CALIFORNIA**  
**Fiscal Year 2015-2016**

**CRIMINAL JUSTICE/PUBLIC PROTECTION**  
**Fire Protection**



**CHIEF EXECUTIVE OFFICE—COUNTY FIRE SERVICE FUND**

Budget Unit 1725 0017100  
Special Revenue Fund

**SERVICES PROVIDED**

Revenue from the Less-Than-Countywide Fire Tax, also referred to as the County Fire Service Fund, is collected throughout the County (except in the Cities of Modesto and Turlock) and is used to provide support services to fire agencies in the unincorporated areas and other cities in Stanislaus County. The funding is intended to ensure the provision of critical fire support services that otherwise could not be provided while supporting the coordinated delivery of those recommended regional fire services.

In 2005 the Stanislaus County Fire Authority, a joint powers agreement (JPA) comprised of all agencies providing fire protection services within Stanislaus County, was formed to facilitate cooperation among the Fire Agencies and the County related to the allocation and use of the less than countywide fire tax. The Board of Supervisors recognized these efforts and is a member of the joint powers agreement, directing the Fire Warden's office to serve as the administrating agency of the JPA.

The Fire Authority develops an annual business plan to identify service levels, performance expectations and funding allocations for those services identified as critical to the fire agencies in Stanislaus County. Then based on available funding, the group targets achievable, sustainable service levels to support those priorities. The business plan is then approved by the Fire Authority for consideration by the Board of Supervisors each year.

The services provided in the Fiscal Year 2015-2016 Business Plan are; Finance and Administration, Fire Prevention, Fire Investigation, Fire Technology and Communications, and Training.

**FUND/CASH BALANCE**

As of July 1, 2015, this fund had a positive fund balance of \$1,459,824 compared to the July 1, 2014 positive fund balance of \$803,471. The increase is primarily due to the final audit return of \$192,761 from the Modesto Regional Fire Authority (MRFA) Joint Powers Agency dissolution. Cash is tracking similar to fund balance. The Department anticipates the use of \$7,745 in fund balance in Fiscal Year 2015-2016 to fund new technology in Fire Prevention.

<b>Chief Executive Office - County Fire Service Fund</b>					
<b>Classification</b>	<b>2013-2014 Actual</b>	<b>2014-2015 Actual</b>	<b>2015-2016 Adopted Proposed</b>	<b>2015-2016 Recommended Adjustments</b>	<b>2015-2016 Recommended Final Budget</b>
Taxes	\$1,087,435	\$1,221,352	\$1,104,255	\$0	\$1,104,255
Licenses, Permits, Franchises	\$0	\$0	\$0	\$0	\$0
Fines, Forfeitures, Penalties	\$0	\$0	\$0	\$0	\$0
Revenue from use of Assets	\$0	\$0	\$0	\$0	\$0
Intergovernmental Revenue	\$14,805	\$16,384	\$15,000	\$0	\$15,000
Charges for Service	\$201,000	\$130,554	\$160,000	\$0	\$160,000
Miscellaneous Revenue	\$1,153	\$203,132	\$0	\$0	\$0
Other Financing Sources	\$0	\$0	\$0	\$0	\$0
<b>Total Revenue</b>	<b>\$1,304,393</b>	<b>\$1,571,422</b>	<b>\$1,279,255</b>	<b>\$0</b>	<b>\$1,279,255</b>
Salaries and Benefits	\$27,609	\$521,157	\$805,238	\$0	\$805,238
Services and Supplies	\$1,140,650	\$481,462	\$582,553	\$0	\$582,553
Other Charges	\$717,404	\$90,441	\$112,197	\$0	\$112,197
Fixed Assets	\$0	\$0	\$0	\$0	\$0
Other Financing Uses	(\$670)	\$0	\$0	\$0	\$0
Equity	\$0	\$0	\$0	\$0	\$0
Intrafund	\$0	\$0	\$0	\$0	\$0
Contingencies	\$0	\$0	\$0	\$0	\$0
<b>Gross Costs</b>	<b>\$1,884,993</b>	<b>\$1,093,060</b>	<b>\$1,499,988</b>	<b>\$0</b>	<b>\$1,499,988</b>
<b>Fund Balance</b>	<b>(\$41,704)</b>	<b>(\$658,200)</b>	<b>\$7,745</b>	<b>\$0</b>	<b>\$7,745</b>
<b>Net County Cost</b>	<b>\$622,304</b>	<b>\$179,838</b>	<b>\$212,988</b>	<b>\$0</b>	<b>\$212,988</b>

\*Net county cost carryover savings included in the 2015-2016 Recommended Final Budget is \$0.

**PROGRAM DISCUSSION**

At the proposed level of funding, the County Fire Service Fund can maintain services commensurate with the Fire Authority Annual Business Plan. For Fiscal Year 2015-2016 the critical services as determined by the Fire Authority are; Finance and Administration, Fire Prevention, Fire Investigation, Fire Technology and Communications, and Training. These programs are vital to the success of the local fire agencies of which, many of them depend on these programs to support normal operations.

As approved in the Fiscal Year 2014-2015 Adopted Final Budget, the Fire Warden’s Office has implemented the recommended level and delivery of fire prevention services to support the one-stop-shop customer service concept. This concept relocated the Fire Prevention Bureau to 10<sup>th</sup> Street Place to co-locate with the County Planning Department. With the increased need for Fire Prevention services such as; plan reviews, system reviews, inspections, fireworks displays and weed control, this location provides a centralized location for both the customer and staff providing services. To support this effort it is recommended to restore the Fire Marshal position and add one clerical position.

**STAFFING IMPACTS**

**Adopted Proposed Budget**

The Division is requesting to add one new Administrative Clerk III position and restore one unfunded Manager III-Safety position.

- ◆ Add one new Administrative Clerk III position – When Modesto Regional Fire Authority (MRFA) was dissolved and the Fire Prevention function was transferred back to the County the Department did not transfer an existing clerical position. Since that time the Department has used temporary staffing to provide clerical support and is requesting to transition to a full-time Administrative Clerk III to support the implementation of the one-stop-shop concept and best permit practices.
- ◆ Restore one unfunded Manager III – Safety position – In the June 10, 2014 staff report to the Board dissolving MRFA and restoring the Fire Warden’s Office (FW), the Manager III Fire

Marshal position was left unfunded. Since then, the Fire Marshal position has been temporarily filled with a retired Fire Marshal through a personal services contract.

Total current authorized positions— 5

**Final Budget**

There are no requested changes to the current level of staffing.

Total current authorized positions— 7

**BUDGET RECOMMENDATIONS**

**Adopted Proposed Budget**

It is recommended that a budget of \$1,499,988 be approved for the Chief Executive Office – County Fire Service Fund. This budget is funded from \$1,279,255 in estimated departmental revenue, \$7,745 in departmental fund balance and a \$212,988 contribution from the General Fund.

It is also recommended to add one new Administrative Clerk III position and restore one unfunded Manager III-Safety position.

Total recommended authorized positions— 7

**Final Budget**

There are no recommended changes in funding to this budget.

There are no recommended changes to the current level of staffing.

Total recommended authorized positions—7

**STANISLAUS COUNTY, CALIFORNIA**  
**Fiscal Year 2015-2016**



**CRIMINAL JUSTICE/PUBLIC PROTECTION**  
**Judicial**

**CHIEF EXECUTIVE OFFICE—COURTHOUSE CONSTRUCTION FUND**

Budget Unit 2025 0061301  
 Capital Projects Fund

**SERVICES PROVIDED**

This budget in the Capital Projects Fund provides for the revenue that is used for lease costs for the civil courtrooms located on the 4<sup>th</sup> and 6<sup>th</sup> floors of the privately owned building at 801 Tenth Street. This budget does not receive local discretionary General Fund revenue. It is funded from an additional penalty assessment for fines that are imposed by the Superior Court in accordance with State law. A change in the law as of January 1, 2004 requires use of these funds be approved by the Administrative Office of the Courts. Approval from the State was granted on May 19, 2009 to use these funds for the lease costs for the 4<sup>th</sup> and 6<sup>th</sup> floors of the building located at 801 Tenth Street.

**FUND/CASH BALANCE**

As of July 1, 2015, this fund had a positive fund balance of \$3,867,340 compared to the July 1, 2014, positive balance of \$3,740,610. The increase is largely due to the planned contribution to the fund balance as a result of partial 6<sup>th</sup> Floor lease costs in Fiscal Year 2014-2015. Beginning with Fiscal Year 2015-2016, the 6<sup>th</sup> Floor lease cost will be at full annual cost, which will need a contribution from fund balance as Court revenues will not be sufficient to offset the increase in this cost. Cash is tracking similar to fund balance.

<b>Chief Executive Office - Courthouse Construction Fund</b>					
<b>Classification</b>	<b>2013-2014 Actual</b>	<b>2014-2015 Actual</b>	<b>2015-2016 Adopted Proposed</b>	<b>2015-2016 Recommended Adjustments</b>	<b>2015-2016 Recommended Final Budget</b>
Taxes	\$0	\$0	\$0	\$0	\$0
Licenses, Permits, Franchises	\$0	\$0	\$0	\$0	\$0
Fines, Forfeitures, Penalties	\$545,447	\$457,243	\$435,000	\$0	\$435,000
Revenue from use of Assets	\$33,300	\$29,585	\$31,000	\$0	\$31,000
Intergovernmental Revenue	\$0	\$0	\$0	\$0	\$0
Charges for Service	\$0	\$0	\$0	\$0	\$0
Miscellaneous Revenue	\$0	\$0	\$0	\$0	\$0
Other Financing Sources	\$0	\$0	\$0	\$0	\$0
<b>Total Revenue</b>	<b>\$578,747</b>	<b>\$486,828</b>	<b>\$466,000</b>	<b>\$0</b>	<b>\$466,000</b>
Salaries and Benefits	\$0	\$0	\$0	\$0	\$0
Services and Supplies	\$337,780	\$360,099	\$710,000	\$0	\$710,000
Other Charges	\$0	\$0	\$0	\$0	\$0
Fixed Assets	\$0	\$0	\$0	\$0	\$0
Other Financing Uses	\$0	\$0	\$0	\$0	\$0
Equity	\$0	\$0	\$0	\$0	\$0
Intrafund	\$0	\$0	\$0	\$0	\$0
Contingencies	\$0	\$0	\$0	\$0	\$0
<b>Gross Costs</b>	<b>\$337,780</b>	<b>\$360,099</b>	<b>\$710,000</b>	<b>\$0</b>	<b>\$710,000</b>
Fund Balance	(\$240,967)	(\$126,729)	\$244,000	\$0	\$244,000
<b>Net County Cost</b>	<b>\$0</b>	<b>\$0</b>	<b>\$0</b>	<b>\$0</b>	<b>\$0</b>

\* Net county cost carryover savings included in the 2015-2016 Recommended Final Budget is \$0.

## **PROGRAM DISCUSSION**

At the proposed level of funding, the lease costs for civil court space located on the 4<sup>th</sup> and 6<sup>th</sup> Floors at 801 Tenth Street are provided to accommodate the new judgeships authorized under AB 159. The Board of Supervisors approved the Memorandum of Understanding for the payment of lease and tenant improvement costs for this space on May 19, 2009. These leases obligate the use of \$5,302,260 of Courthouse Construction Funds through Budget Year 2018-2019. According to the lease agreement, Fiscal Year 2015-2016 will be the first time since the beginning of the lease that the 6<sup>th</sup> Floor will be charged the full fiscal year rent, which is an increase of \$292,000 from 2014-2015 Adopted Final Budget. The increase in the rent of the 4<sup>th</sup> Floor is \$33,000. The total fiscal year lease cost will increase by \$325,000, from \$385,000 to \$710,000 and is the only cost anticipated in Fiscal Year 2015-2016.

Budgeted Court penalty assessment revenue has been reduced by \$50,000 due to a decrease in court revenue. This decline in revenues is also due to vacancies and turnover in collection staff at the Revenue Recovery Unit of the County Treasurer-Tax Collector's Office, which negatively impacted collections receipts. These factors have resulted in an approximate 10% decline in the revenues. The Revenue Recovery Unit is in the process of training the new staff in an effort to improve collections receipts in the future.

Additionally, budgeted interest earnings on cash balance have been reduced by \$6,000 to reflect increased use of cash balance due to a decline in revenues. Total revenue reduction is \$56,000 from the 2014-2015 Adopted Final Budget.

## **STAFFING IMPACTS**

### **Adopted Proposed Budget**

Total current authorized positions— 0

### **Final Budget**

Total current authorized positions— 0

## **BUDGET RECOMMENDATIONS**

### **Adopted Proposed Budget**

It is recommended that a budget of \$710,000 be approved for the Chief Executive Office – Courthouse Construction Fund. This budget is funded from \$466,000 in estimated penalty assessment revenue and interest earnings, and \$244,000 in departmental fund balance.

Total recommended authorized positions— 0

### **Final Budget**

There are no recommended changes in funding to this budget.

Total recommended authorized positions— 0

**STANISLAUS COUNTY, CALIFORNIA**  
**Fiscal Year 2015-2016**



**CRIMINAL JUSTICE/PUBLIC PROTECTION**  
**Judicial**

**CHIEF EXECUTIVE OFFICE—CRIMINAL JUSTICE FACILITIES FUND**

Budget Unit 2026 0061303  
 Capital Projects Fund

**SERVICES PROVIDED**

This budget funds a portion of the cost of Law Library rent and a portion of the 12<sup>th</sup> Street Parking Garage debt service payment. It is funded from a dedicated revenue source associated with an additional penalty assessment for fines that are imposed by the Superior Court in accordance with State law. These funds can also be used to refurbish and replace criminal justice related facilities as the needs arise and to develop and improve electronic information.

**FUND/CASH BALANCE**

As of July 1, 2015, this fund had a positive fund balance of \$1,440,467 compared to the July 1, 2014, positive fund balance of \$1,727,087. The decrease is largely due to the decline in penalty assessment revenue for fines imposed by the Superior Court as well as the planned use of fund balance in Fiscal Year 2014-2015. Cash is tracking similar to fund balance.

<b>Chief Executive Office - Criminal Justice Facilities Fund</b>					
<b>Classification</b>	<b>2013-2014 Actual</b>	<b>2014-2015 Actual</b>	<b>2015-2016 Adopted Proposed</b>	<b>2015-2016 Recommended Adjustments</b>	<b>2015-2016 Recommended Final Budget</b>
Taxes	\$0	\$0	\$0	\$0	\$0
Licenses, Permits, Franchises	\$0	\$0	\$0	\$0	\$0
Fines, Forfeitures, Penalties	\$653,394	\$531,193	\$525,000	\$0	\$525,000
Revenue from use of Assets	\$11,174	\$12,698	\$15,000	\$0	\$15,000
Intergovernmental Revenue	\$0	\$0	\$0	\$0	\$0
Charges for Service	\$0	\$0	\$0	\$0	\$0
Miscellaneous Revenue	\$0	\$0	\$0	\$0	\$0
Other Financing Sources	\$0	\$0	\$0	\$0	\$0
<b>Total Revenue</b>	<b>\$664,568</b>	<b>\$543,891</b>	<b>\$540,000</b>	<b>\$0</b>	<b>\$540,000</b>
Salaries and Benefits	\$0	\$0	\$0	\$0	\$0
Services and Supplies	\$0	\$0	\$0	\$0	\$0
Other Charges	\$32,220	\$30,510	\$30,510	\$0	\$30,510
Fixed Assets	\$0	\$0	\$0	\$0	\$0
Other Financing Uses	\$800,000	\$800,000	\$800,000	\$0	\$800,000
Equity	\$0	\$0	\$0	\$0	\$0
Intrafund	\$0	\$0	\$0	\$0	\$0
Contingencies	\$0	\$0	\$0	\$0	\$0
<b>Gross Costs</b>	<b>\$832,220</b>	<b>\$830,510</b>	<b>\$830,510</b>	<b>\$0</b>	<b>\$830,510</b>
<b>Fund Balance</b>	<b>\$167,652</b>	<b>\$286,619</b>	<b>\$290,510</b>	<b>\$0</b>	<b>\$290,510</b>
<b>Net County Cost</b>	<b>\$0</b>	<b>\$0</b>	<b>\$0</b>	<b>\$0</b>	<b>\$0</b>

\* Net county cost carryover savings included in the 2015-2016 Recommended Final Budget is \$0.

**PROGRAM DISCUSSION**

At the proposed level of funding, the Department can maintain its obligation to contribute to lease payments. The contribution of \$30,510 to the Law Library rent represents approximately 36% of the



total rent costs and reflects the proportional amount of overall library costs that are related to criminal cases. Also funded from this budget is a portion of the 12<sup>th</sup> Street Office and Parking Garage debt service payment, amounting to \$800,000 annually. This debt which originally was financed with the 2004 Series B Certificates of Participation was refinanced in July 2013 through an internal borrowing from the County Treasury Pool. The total budgeted expenditure of \$830,510 is consistent with the 2014-2015 Adopted Final Budget.

The estimated revenue is \$75,000 less than the 2014-2015 Adopted Final Budget, from \$615,000 to \$540,000, and is due to a decrease in court revenue. This decline in revenues is due to vacancies and turnover in collection staff at the Revenue Recovery Unit of the County Treasurer-Tax Collector's Office, which negatively impacted collections receipts. These factors have resulted in an approximate 12% decline in the revenues. The Revenue Recovery Unit is in the process of training the new staff in an effort to improve collections receipts in the future.

## **STAFFING IMPACTS**

### **Adopted Proposed Budget**

Total current authorized positions— 0

### **Final Budget**

Total current authorized positions— 0

## **BUDGET RECOMMENDATIONS**

### **Adopted Proposed Budget**

It is recommended that a budget of \$830,510 be approved for the Chief Executive Office – Criminal Justice Facilities Fund. This budget is funded from \$540,000 in estimated Court penalty assessment revenue and interest earnings and \$290,510 in departmental fund balance.

Total recommended authorized positions— 0

### **Final Budget**

There are no recommended changes in funding to this budget.

Total recommended authorized positions— 0

**STANISLAUS COUNTY, CALIFORNIA**  
**Fiscal Year 2015-2016**



**CRIMINAL JUSTICE/PUBLIC PROTECTION**  
**Judicial**

**CHIEF EXECUTIVE OFFICE—COUNTY COURT FUNDING**

Budget Unit 0100 0016120  
 General Fund

**SERVICES PROVIDED**

The Lockyer-Isenberg Trial Court Funding Act (AB 233), as amended in Section 77200 of the Government Code, legislated the financial separation between the Superior Court and county governments. As a result, the State bears sole responsibility for the funding of court operations incurred by the local trial court. The Code also requires that counties provide an annual payment to the State to maintain the level of service provided prior to the separation (also known as Maintenance of Effort obligation). Counties are still responsible for the collection of Court fines and fees, but must return to the State one half of the revenue received that is in excess of the revenue portion of the maintenance of effort obligation. As of Fiscal Year 2008-2009, ownership of and responsibility for the operation and maintenance of all court facilities was transferred to the State. In lieu of funding the building maintenance and utility costs, the County is required to make an annual County Facilities Payment (CFP) to the State for each of the facilities.

<b>Chief Executive Office - County Court Funding</b>					
<b>Classification</b>	<b>2013-2014 Actual</b>	<b>2014-2015 Actual</b>	<b>2015-2016 Adopted Proposed</b>	<b>2015-2016 Recommended Adjustments</b>	<b>2015-2016 Recommended Final Budget</b>
Taxes	\$0	\$0	\$0	\$0	\$0
Licenses, Permits, Franchises	\$5	\$0	\$0	\$0	\$0
Fines, Forfeitures, Penalties	\$2,936,042	\$2,522,367	\$2,470,000	\$0	\$2,470,000
Revenue from use of Assets	\$171,292	\$152,513	\$155,000	(\$80,000)	\$75,000
Intergovernmental Revenue	\$0	\$0	\$0	\$0	\$0
Charges for Service	\$353,143	\$684,790	\$321,300	\$0	\$321,300
Miscellaneous Revenue	\$114,317	\$110,128	\$115,500	\$0	\$115,500
Other Financing Sources	\$0	\$0	\$0	\$0	\$0
<b>Total Revenue</b>	<b>\$3,574,799</b>	<b>\$3,469,798</b>	<b>\$3,061,800</b>	<b>(\$80,000)</b>	<b>\$2,981,800</b>
Salaries and Benefits	\$0	\$0	\$0	\$0	\$0
Services and Supplies	\$118,561	\$118,530	\$120,000	\$110,000	\$230,000
Other Charges	\$5,688,530	\$5,529,826	\$5,778,320	\$0	\$5,778,320
Fixed Assets	\$0	\$0	\$0	\$0	\$0
Other Financing Uses	\$0	\$0	\$0	\$0	\$0
Equity	\$0	\$0	\$0	\$0	\$0
Intrafund	\$368,850	\$414,982	\$483,612	\$0	\$483,612
Contingencies	\$0	\$0	\$0	\$0	\$0
<b>Gross Costs</b>	<b>\$6,175,941</b>	<b>\$6,063,338</b>	<b>\$6,381,932</b>	<b>\$110,000</b>	<b>\$6,491,932</b>
Fund Balance	\$0	\$0	\$0	\$0	\$0
<b>Net County Cost</b>	<b>\$2,601,142</b>	<b>\$2,593,540</b>	<b>\$3,320,132</b>	<b>\$190,000</b>	<b>\$3,510,132</b>

\*Net county cost carryover savings included in the 2015-2016 Recommended Final Budget is \$0.

**PROGRAM DISCUSSION**

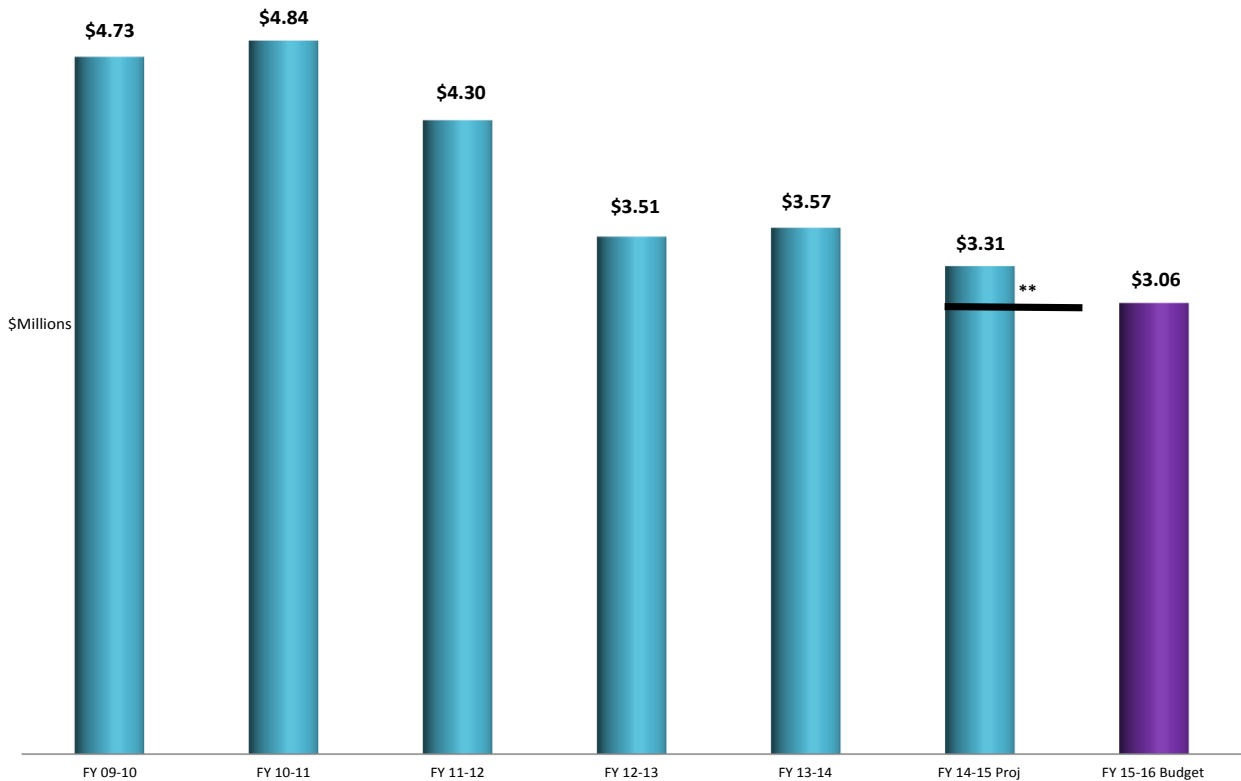
At the proposed level of funding, the County's legally mandated obligation to fund its court-related obligations will be met. Included in the recommended appropriations of \$6,381,932 is the annual base maintenance of effort (MOE) obligation for Stanislaus County as prescribed by Section 77201.3 of the Government Code, in the amount of \$4.6 million. The MOE appropriation obligation includes an operations portion for \$3.5 million and Fines and Forfeitures portion in the amount of \$1.1 million.

Additionally, approximately \$460,000 is anticipated in revenue that must be returned to the State over and above the base revenue maintenance of effort obligation. The annual CFP of \$701,204 to cover the operations and maintenance of the court facilities and \$432,000 in County Treasurer-Tax Collector's Office costs associated with the collection of fine and fee payments are the other major budgeted expenditures. There is an increase of \$12,000 from 2014-2015 Adopted Final Budget in the collection costs. The County maintains an equity interest in the Modesto Main Courthouse and is responsible for the utility and maintenance costs in this area as well as minor maintenance costs for court space at the Juvenile Hall facility and Hall of Records at 1100 I Street. The utility and maintenance costs are budgeted for \$120,000. The remaining budgeted costs totaling \$68,728 are for the Cost Allocation Plan (CAP).

The costs in this budget are primarily funded by court fines and fees revenue and lease revenue received from the State Administrative Office of the Courts and the Probation Department. The lease revenue covers courtroom space for Juvenile Hall, space occupied by the Courts at the Hall of Records and space rented to the Probation Department for their Interim Day Reporting Center at 801 11th Street.

A contribution of approximately \$3,320,132 from the County's General Fund is required for this budget, which is an increase of \$521,170 from the Fiscal Year 2014-2015 Adopted Final Budget. The increase is largely due to declining Court revenues from fines, forfeitures and penalties as well as a decrease in collections of delinquent accounts. Local revenue is impacted by vacancies and turnover in collection staff at the Revenue Recovery Unit of the County Treasurer-Tax Collector's Office, which negatively impacted collections receipts, resulting in an approximate 15% decline in the revenues. The Revenue Recovery Unit is in the process of training the new staff in an effort to improve collections receipts in the future. The following chart illustrates the decline in revenue starting Fiscal Year 2011-2012.

### County Court Funding - Revenue History



\*\* One-time Rev \$0.275 M for bail bond forfeiture in December, 2014

## **STAFFING IMPACTS**

### **Adopted Proposed Budget**

Total current authorized positions— 0

### **Final Budget**

Total current authorized positions— 0

## **BUDGET RECOMMENDATIONS**

### **Adopted Proposed Budget**

It is recommended that a budget of \$6,381,932 be approved for the Chief Executive Office – County Court Funding. This budget will be funded from \$3,061,800 in estimated department revenue collected from court fines and fees and lease revenue and a \$3,320,132 contribution from the General Fund.

Total recommended authorized positions— 0

### **Final Budget**

The Department is requesting the following adjustments as a result of additional information received after the 2015-2016 Proposed Budget was adopted:

1. Revenue reduction for annual rent of \$80,000 for space in the building located at 801 11<sup>th</sup> Street, Modesto. This space is being vacated by the Probation Department and was used for their Day Reporting Center, which is moving to a new location at 190 E. Hackett Road. The vacated space was leased by the Court prior to Probation; the Court terminated the lease effective December 31, 2012 due to lack of funding. The lease revenue, however, remained in the County Court Funding budget after Probation leased the same space. Should the space be leased in the future, any proceeds will be moved to discretionary revenue.
2. Increase of \$60,000 in appropriations for the County's share of estimated cost for restoration and modernization of the elevator located in the Hall of Records at the Modesto Courthouse. This is a deficiency correction needed by the Court pursuant to the Joint Occupancy Agreement (JOA) with the County. The County share portion is 22.18% consistent with the County's equity interest/square footage in the main court house. Frequent elevator failures require elevator restoration and obsolete equipment requires modernization. Elevator equipment will include installing a new drive motor controller, machine, drive motor, governor, hoist way wiring and traveling cable. Additionally, a new fire alarm system will be installed to the In-Custody elevator as required by the building code.
3. Addition of \$50,000 in appropriations for the County's share of estimated cost to replace a failing cooling tower in the Hall of Records at the Modesto Courthouse. This is a deficiency correction needed by the Court pursuant to the Joint Occupancy Agreement (JOA) with the County. The County share portion is 22.18% consistent with the County's equity interest/square footage in the main court house. The shell and base of the cooling tower located in the east penthouse has severe corrosion damage, which has several areas that are rusted leaving too many holes to effectively repair and therefore must be replaced.

The department requests for Final Budget are recommended in full. It is recommended that a budget of \$6,491,932 be approved for the Chief Executive Office – County Court Funding. This budget will be funded from \$2,981,800 in estimated department revenue collected from court fines and fees and a \$3,510,132 contribution from the General Fund.

Total recommended authorized positions— 0

**STANISLAUS COUNTY, CALIFORNIA**  
**Fiscal Year 2015-2016**



**CRIMINAL JUSTICE/PUBLIC PROTECTION**  
**Police Protection**

**CHIEF EXECUTIVE OFFICE—DEPARTMENT OF JUSTICE DRUG AND ALCOHOL**

Budget Unit 1726 0017200  
 Special Revenue Fund

**SERVICES PROVIDED**

This budget provides required resources for analysis of blood, breath and urine samples in order to conduct drug and alcohol testing for Stanislaus County law enforcement. This is needed to ensure the ultimate prosecution of offenders. This fund was established in 1993, and revenue in this fund is received from Controlled Substance fines.

**FUND/CASH BALANCE**

As of July 1, 2015, this fund had a positive fund balance of \$179,295 compared to the July 1, 2014, positive fund balance of \$116,157. The increase is due to vehicle code fines revenue ending the 2014-2015 Fiscal Year higher than anticipated, as well as a decrease in services and supplies expense.

As of July 1, 2015, this fund had a positive cash balance of \$192,630 compared to the July 1, 2014 positive cash balance of \$116,157. The increase is due to vehicle code fines revenue ending the 2014-2015 Fiscal Year higher than anticipated as well as a decrease in services and supplies expense. The difference between the cash and fund balance is due to outstanding accounts payable year-end balance.

<b>Chief Executive Office - DOJ Drug &amp; Alcohol</b>					
<b>Classification</b>	<b>2013-2014 Actual</b>	<b>2014-2015 Actual</b>	<b>2015-2016 Adopted Proposed</b>	<b>2015-2016 Recommended Adjustments</b>	<b>2015-2016 Recommended Final Budget</b>
Taxes	\$0	\$0	\$0	\$0	\$0
Licenses, Permits, Franchises	\$0	\$0	\$0	\$0	\$0
Fines, Forfeitures, Penalties	\$36,505	\$93,786	\$36,000	\$0	\$36,000
Revenue from use of Assets	\$0	\$0	\$0	\$0	\$0
Intergovernmental Revenue	\$0	\$0	\$0	\$0	\$0
Charges for Service	\$0	\$0	\$0	\$0	\$0
Miscellaneous Revenue	\$0	\$0	\$0	\$0	\$0
Other Financing Sources	\$0	\$0	\$0	\$0	\$0
<b>Total Revenue</b>	<b>\$36,505</b>	<b>\$93,786</b>	<b>\$36,000</b>	<b>\$0</b>	<b>\$36,000</b>
Salaries and Benefits	\$0	\$0	\$0	\$0	\$0
Services and Supplies	\$93,575	\$86,191	\$119,995	\$0	\$119,995
Other Charges	\$5	\$0	\$5	\$0	\$5
Fixed Assets	\$0	\$0	\$0	\$0	\$0
Other Financing Uses	\$0	\$0	\$0	\$0	\$0
Equity	\$0	\$0	\$0	\$0	\$0
Intrafund	\$0	\$0	\$0	\$0	\$0
Contingencies	\$0	\$0	\$0	\$0	\$0
<b>Gross Costs</b>	<b>\$93,580</b>	<b>\$86,191</b>	<b>\$120,000</b>	<b>\$0</b>	<b>\$120,000</b>
<b>Fund Balance</b>	<b>\$1,532</b>	<b>(\$63,138)</b>	<b>\$28,457</b>	<b>\$0</b>	<b>\$28,457</b>
<b>Net County Cost</b>	<b>\$55,543</b>	<b>\$55,543</b>	<b>\$55,543</b>	<b>\$0</b>	<b>\$55,543</b>

\*Net county cost carryover savings included in the 2015-2016 Recommended Final Budget is \$0.

## **PROGRAM DISCUSSION**

At the proposed level of funding, the Department can maintain funding for drug and alcohol tests by law enforcement agencies in Stanislaus County. Since revenue from the controlled substance fines is difficult to project as it varies from year to year, Fiscal Year 2015-2016 revenue is estimated at the same amount as the 2014-2015 Adopted Final Budget, and consistent with current year receipts. Total expenditures are proposed at the 2014-2015 Adopted Final Budget as well, with a slight reduction in laboratory test expense offset by increase in CAP charges.

## **STAFFING IMPACTS**

### **Adopted Proposed Budget**

Total current authorized positions— 0

### **Final Budget**

Total current authorized positions— 0

## **BUDGET RECOMMENDATIONS**

### **Adopted Proposed Budget**

It is recommended that a budget of \$120,000 be approved for the Chief Executive Office – DOJ Drug and Alcohol. This budget is funded from \$36,000 in estimated department revenue, a \$55,543 contribution from the General Fund and \$28,457 in departmental fund balance.

Total recommended authorized positions— 0

### **Final Budget**

There are no recommended changes in funding to this budget.

Total recommended authorized positions— 0

**STANISLAUS COUNTY, CALIFORNIA**  
**Fiscal Year 2015-2016**



**CRIMINAL JUSTICE/PUBLIC PROTECTION**  
**Police Protection**

**CHIEF EXECUTIVE OFFICE—DNA IDENTIFICATION FUND PROP 69**

Budget Unit 1777 0017710  
 Special Revenue Fund

**SERVICES PROVIDED**

This budget provides required resources for DNA analysis in order to conduct DNA identification testing for Stanislaus County law enforcement. Government Code section 76104.6 became effective November 3, 2004. It directs California Courts to levy a \$1 penalty for every \$10 or fraction thereof upon every fine, penalty and forfeiture levied on criminal offenses including traffic offenses, but excluding parking offenses, to implement the DNA Identification Fund.

**FUND/CASH BALANCE**

As of July 1, 2015, this fund had a positive fund balance of \$308,738 compared to the July 1, 2014, positive fund balance of \$476,644. The decrease is due to a decline in revenue from Court fines and the use of fund balance in Fiscal Year 2014-2015.

As of July 1, 2015, this fund had a positive cash balance of \$257,001 compared to the July 1, 2014 positive cash balance of \$414,515. The decrease is due to a decline in revenue from Court fines. The difference between the cash and fund balance is due to outstanding accounts receivable at year-end.

<b>Chief Executive Office - DNA Identification Fund Prop 69</b>					
<b>Classification</b>	<b>2013-2014 Actual</b>	<b>2014-2015 Actual</b>	<b>2015-2016 Adopted Proposed</b>	<b>2015-2016 Recommended Adjustments</b>	<b>2015-2016 Recommended Final Budget</b>
Taxes	\$0	\$0	\$0	\$0	\$0
Licenses, Permits, Franchises	\$0	\$0	\$0	\$0	\$0
Fines, Forfeitures, Penalties	\$165,754	\$137,058	\$130,000	\$0	\$130,000
Revenue from use of Assets	\$3,557	\$3,036	\$0	\$0	\$0
Intergovernmental Revenue	\$0	\$0	\$0	\$0	\$0
Charges for Service	\$0	\$0	\$0	\$0	\$0
Miscellaneous Revenue	\$0	\$0	\$0	\$0	\$0
Other Financing Sources	\$0	\$0	\$0	\$0	\$0
<b>Total Revenue</b>	<b>\$169,311</b>	<b>\$140,094</b>	<b>\$130,000</b>	<b>\$0</b>	<b>\$130,000</b>
Salaries and Benefits	\$0	\$0	\$0	\$0	\$0
Services and Supplies	\$0	\$0	\$0	\$0	\$0
Other Charges	\$0	\$0	\$0	\$0	\$0
Fixed Assets	\$0	\$0	\$0	\$0	\$0
Other Financing Uses	\$308,000	\$308,000	\$208,000	\$0	\$208,000
Equity	\$0	\$0	\$0	\$0	\$0
Intrafund	\$0	\$0	\$0	\$0	\$0
Contingencies	\$0	\$0	\$0	\$0	\$0
<b>Gross Costs</b>	<b>\$308,000</b>	<b>\$308,000</b>	<b>\$208,000</b>	<b>\$0</b>	<b>\$208,000</b>
<b>Fund Balance</b>	<b>\$138,689</b>	<b>\$167,906</b>	<b>\$78,000</b>	<b>\$0</b>	<b>\$78,000</b>
<b>Net County Cost</b>	<b>\$0</b>	<b>\$0</b>	<b>\$0</b>	<b>\$0</b>	<b>\$0</b>

\*Net county cost carryover savings included in the 2015-2016 Recommended Final Budget is \$0.



## **PROGRAM DISCUSSION**

In Fiscal Year 2015-2016, expenditures are reduced by \$100,000 while estimated revenue will be maintained at the 2014-2015 Adopted Final Budget level. Sheriff's Department is requesting \$108,000 and the Probation Department is requesting \$100,000, for a total of \$208,000. These funds are used to reimburse law enforcement to collect DNA specimens. Funds received and expended are reported to the State annually. Probation Department's request is \$100,000 less than Fiscal Year 2014-2015.

At the proposed level of funding, the Department can maintain funding of DNA identification tests by law enforcement agencies in Stanislaus County through the budget year. Beginning in Budget Year 2016-2017, departmental fund balance will not be sufficient to maintain this level of operation; requiring adjustment to department DNA testing operations, or the addition of other revenues/net county cost.

## **STAFFING IMPACTS**

### **Adopted Proposed Budget**

Total current authorized positions— 0

### **Final Budget**

Total current authorized positions— 0

## **BUDGET RECOMMENDATIONS**

### **Adopted Proposed Budget**

It is recommended that a budget of \$208,000 be approved for the Chief Executive Office – DNA Identification Fund Prop 69. This budget is funded from \$130,000 in estimated department revenue and \$78,000 in departmental fund balance.

Total recommended authorized positions— 0

### **Final Budget**

There are no recommended changes in funding to this budget.

Total recommended authorized positions— 0

**STANISLAUS COUNTY, CALIFORNIA**  
**Fiscal Year 2015-2016**



**CRIMINAL JUSTICE/PUBLIC PROTECTION**  
**Hospital Care**

**CHIEF EXECUTIVE OFFICE—JAIL MEDICAL PROGRAM**

Budget Unit 0100 0017400  
 General Fund

**SERVICES PROVIDED**

The Jail Medical budget provides for medical, dental and mental health services to adult and juvenile detention populations. The contract for these services is between the County and California Forensic Medical Group (CFMG). The base contract funds the health care delivery system for 1,450 inmates and detainees housed at the Men’s Jail, Public Safety Center, Honor Farm and Juvenile Hall. The five-year contract with CFMG was approved by the Board of Supervisors on January 15, 2013. Included in the contract is the option to extend for two additional one year periods.

<b>Chief Executive Office - Jail Medical</b>					
<b>Classification</b>	<b>2013-2014 Actual</b>	<b>2014-2015 Actual</b>	<b>2015-2016 Adopted Proposed</b>	<b>2015-2016 Recommended Adjustments</b>	<b>2015-2016 Recommended Final Budget</b>
Taxes	\$0	\$0	\$0	\$0	\$0
Licenses, Permits, Franchises	\$0	\$0	\$0	\$0	\$0
Fines, Forfeitures, Penalties	\$0	\$0	\$0	\$0	\$0
Revenue from use of Assets	\$0	\$0	\$0	\$0	\$0
Intergovernmental Revenue	\$0	\$0	\$0	\$0	\$0
Charges for Service	\$500,000	\$500,000	\$500,000	\$0	\$500,000
Miscellaneous Revenue	\$0	\$0	\$0	\$0	\$0
Other Financing Sources	\$0	\$0	\$0	\$0	\$0
<b>Total Revenue</b>	<b>\$500,000</b>	<b>\$500,000</b>	<b>\$500,000</b>	<b>\$0</b>	<b>\$500,000</b>
Salaries and Benefits	\$0	\$0	\$0	\$0	\$0
Services and Supplies	\$8,830,035	\$9,178,736	\$9,635,116	\$0	\$9,635,116
Other Charges	\$26	\$33	\$50	\$0	\$50
Fixed Assets	\$0	\$0	\$0	\$0	\$0
Other Financing Uses	\$0	\$0	\$0	\$0	\$0
Equity	\$0	\$0	\$0	\$0	\$0
Intrafund	\$0	\$0	\$0	\$0	\$0
Contingencies	\$0	\$0	\$0	\$0	\$0
<b>Gross Costs</b>	<b>\$8,830,061</b>	<b>\$9,178,769</b>	<b>\$9,635,166</b>	<b>\$0</b>	<b>\$9,635,166</b>
Fund Balance	\$0	\$0	\$0	\$0	\$0
<b>Net County Cost</b>	<b>\$8,330,061</b>	<b>\$8,678,769</b>	<b>\$9,135,166</b>	<b>\$0</b>	<b>\$9,135,166</b>

\*Net county cost carryover savings included in the 2015-2016 Recommended Final Budget is \$0.

**PROGRAM DISCUSSION**

At the proposed level of funding, medical, dental, vision, mental health services, and all medications will be provided for all inmates and detainees in the custodial facilities. Under the current contract between the County and California Forensic Medical Group, the base contract for Fiscal Year 2015-2016 is \$9.6 million, which includes a 3.5 percent increase effective March 1, 2016.

As the effects of Assembly Bill 109 realignment are realized, it has become apparent that the inmate population is changing due to the increase in the average stay of detainees. To respond to this change, in Fiscal Year 2015-2016, \$500,000 for additional services and staffing to augment existing services provided by the jail medical provider will be requested in Phase 5 of the Community Corrections Partnership Plan (CCP). This requested designation in the CCP budget is at the same level as in

Phase 4 and has been added to the estimated revenue in the Jail Medical Program budget to reduce the impact on the County's General Fund.

### **STAFFING IMPACTS**

#### **Adopted Proposed Budget**

Total current authorized positions— 0

#### **Final Budget**

Total current authorized positions— 0

### **BUDGET RECOMMENDATIONS**

#### **Adopted Proposed Budget**

It is recommended that a budget of \$9,635,166 be approved for the Chief Executive Office – Jail Medical Program. This budget will be funded by \$500,000 in estimated revenue a \$9,135,166 contribution from the General Fund.

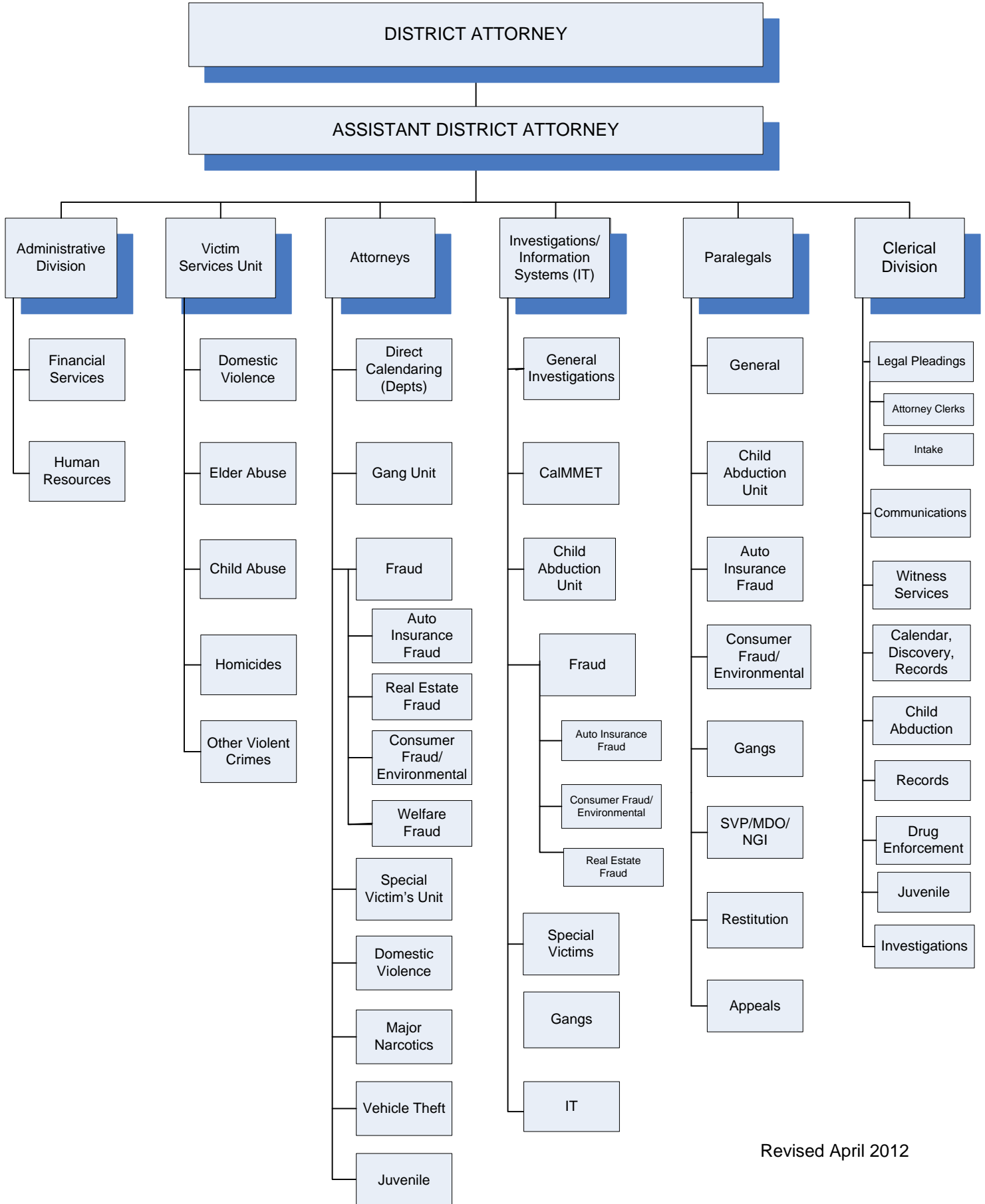
Total recommended authorized positions— 0

#### **Final Budget**

There are no recommended changes in funding to this budget.

Total recommended authorized positions— 0

# STANISLAUS COUNTY DISTRICT ATTORNEY



Revised April 2012

**STANISLAUS COUNTY, CALIFORNIA**  
**Fiscal Year 2015-2016**  
**CRIMINAL JUSTICE/PUBLIC PROTECTION**  
**Judicial**



**DISTRICT ATTORNEY**  
**Birgit Fladager, District Attorney**

<b>BUDGET AT A GLANCE</b>	
Gross Costs	\$17,279,490
Total Revenue	\$2,675,553
Fund Balance/Retained Earnings	\$427,601
<b>Net County Cost</b>	<b>\$14,176,336</b>
Total Recommended Staffing	131
% Funded by Local Discretionary Funds	82.0%

**MISSION STATEMENT**

The employees of the Stanislaus County District Attorney, in partnership with the Community we serve, are dedicated to the pursuit of truth, justice and protection of the innocent, and the prevention of crime through the vigorous and professional prosecution of those who violate the law.

**ACCOMPLISHMENTS AND OBJECTIVES**

The overarching duty of the District Attorney is to effectively represent the People of the State of California – both in criminal and quasi-criminal cases – and to provide support and assistance to crime victims. While resources may diminish, the number of crime victims will not. California voters recognized the importance of protecting crime victims by passing Proposition 9, the “Victims’ Bill of Rights Act of 2008: Marsy’s Law.” The duties and obligations to crime victims remain paramount. Coordination with, and participation in, task forces remains an effective mechanism for the Department to investigate and prosecute major criminal activity. In addition, efficient and proactive use of technology has been identified as a major tool that allows the Department to achieve its goals.

The Accomplishments of 2014-2015 and Objectives for the 2015-2016 Fiscal Year for the District Attorney include:

FISCAL YEAR 2014-2015 ACCOMPLISHMENTS	FISCAL YEAR 2015-2016 OBJECTIVES
<ul style="list-style-type: none"> <li>◆ Established electronic connectivity with Modesto Police Department using Veripic so that the Department can download electronic evidence such as photographs. Complete utilization hasn’t occurred due to a need for upgrade of software at MPD.</li> <li>◆ Electronic data management (EDM) continues to be implemented. Two new scanning stations were brought on line; one in the Witness Services Unit and one in the Investigations Bureau.</li> <li>◆ Continued successful partnership with County Counsel to obtain bail forfeitures when appropriate on behalf of the County. Summary judgment totals in the past 12 months exceed \$700,000.</li> </ul>	<ul style="list-style-type: none"> <li>◆ Electronic interface with Superior Court to allow population of the ICJIS database with information from court minute orders.</li> <li>◆ Enhance overall support, supervision and performance of prosecutors and investigators with the beginning implementation of Public Safety Restoration resources.</li> <li>◆ Continue to expand the use of electronic data management in order to reduce reliance on paper filings and discovery and to increase efficiency.</li> <li>◆ Collaborate with local and county fire agencies and law enforcement to enhance the investigation and prosecution of arson crimes.</li> </ul>

## **BUDGETS WITHIN THE DISTRICT ATTORNEY'S OFFICE INCLUDE:**

- ◆ Criminal Division
- ◆ Arson Task Force
- ◆ Auto Insurance Fraud Prosecution
- ◆ Consumer Fraud Prosecution Program
- ◆ Criminal Division Asset Forfeiture
- ◆ Federal Asset Forfeiture
- ◆ Office of Traffic Safety Impaired Driver Vertical Prosecution Program
- ◆ Real Estate Fraud Prosecution
- ◆ Rural Crimes Prevention Program
- ◆ Unserved/Underserved Victims Advocacy and Outreach Program
- ◆ Vertical Prosecution Block Grant
- ◆ Victim Compensation and Government Claims
- ◆ Victim Services Program

**STANISLAUS COUNTY, CALIFORNIA**  
**Fiscal Year 2015-2016**  
**CRIMINAL JUSTICE/PUBLIC PROTECTION**  
**Judicial**



**DISTRICT ATTORNEY—CRIMINAL DIVISION**

Budget Unit 0100 0023100  
 General Fund

**SERVICES PROVIDED**

The primary responsibility of the District Attorney is to see that justice is accomplished within the framework of the United States Constitution, the California Constitution, and the laws of the State of California. This office prosecutes adults and juveniles who violate California law, provides services to victims and witnesses to ensure their fair treatment within the criminal justice system, and – still at reduced levels - provides training for law enforcement agencies and educational presentations for the community at large. The District Attorney works with local, State and Federal law enforcement/government agencies in an effort to more effectively meet the objectives of securing justice and protecting public safety.

<b>District Attorney - Criminal Division</b>					
<b>Classification</b>	<b>2013-2014 Actual</b>	<b>2014-2015 Actual</b>	<b>2015-2016 Adopted Proposed</b>	<b>2015-2016 Recommended Adjustments</b>	<b>2015-2016 Recommended Final Budget</b>
Taxes	\$0	\$0	\$0	\$0	\$0
Licenses, Permits, Franchises	\$0	\$0	\$0	\$0	\$0
Fines, Forfeitures, Penalties	\$11,722	\$1,628	\$0	\$0	\$0
Revenue from use of Assets	\$0	\$0	\$0	\$0	\$0
Intergovernmental Revenue	\$611,465	\$584,640	\$1,007,800	\$0	\$1,007,800
Charges for Service	\$708,155	\$679,285	\$332,161	\$0	\$332,161
Miscellaneous Revenue	\$185	\$22,462	\$0	\$0	\$0
Other Financing Sources	\$38,568	\$180,886	\$0	\$27,218	\$27,218
<b>Total Revenue</b>	<b>\$1,370,095</b>	<b>\$1,468,901</b>	<b>\$1,339,961</b>	<b>\$27,218</b>	<b>\$1,367,179</b>
Salaries and Benefits	\$11,758,799	\$12,267,924	\$12,641,799	\$0	\$12,641,799
Services and Supplies	\$675,348	\$988,719	\$1,093,380	\$38,718	\$1,132,098
Other Charges	\$735,645	\$783,810	\$921,875	\$0	\$921,875
Fixed Assets					
Equipment	\$38,569	\$107,282	\$333,680	\$0	\$333,680
Other Financing Uses	\$419,312	\$0	\$0	\$0	\$0
Equity	\$0	\$0	\$0	\$0	\$0
Intrafund	\$60	\$240	\$400	\$0	\$400
Contingencies	\$0	\$0	\$357,220	\$0	\$357,220
<b>Gross Costs</b>	<b>\$13,627,733</b>	<b>\$14,147,975</b>	<b>\$15,348,354</b>	<b>\$38,718</b>	<b>\$15,387,072</b>
Fund Balance	\$0	\$0	\$0	\$0	\$0
<b>Net County Cost</b>	<b>\$12,257,638</b>	<b>\$12,679,074</b>	<b>\$14,008,393</b>	<b>\$11,500</b>	<b>\$14,019,893</b>

\*Net county cost carryover savings included in the 2015-2016 Recommended Final Budget is \$0.

**PROGRAM DISCUSSION**

At the proposed level of funding, which includes Public Safety Restoration dollars, the Department will begin to build up staffing and supervision levels which fell dramatically during the recession years. The additional funding will be used this year to add investigative and investigative supervision support, as well as information technology support for the prosecutors.

There has been a significant change in personnel in all classifications due to a large number of retirements as well as lateral movements now that the economy has begun to improve. As a result, the Department has hired a total of 18 new prosecutors in the past three years. These new hires are most



often entry-level attorneys and they require significant and thorough training and mentoring for a number of years. It is important to ensure that all staff, both new hires and those with experience, receive adequate, ongoing training to keep them competent and up to speed with constant changes in the law (eg., AB 109 Criminal Justice Re-Alignment, Proposition 36 and Proposition 47) and the specialized needs of specific assignments. The Department has attempted to project and budget a reasonable amount to address training costs.

As noted in the 2014-2015 Adopted Final Budget, while the criminal caseload for this office had initially dropped during the staffing shortages of the recession, the numbers have shown a steady increase since 2012. It was projected that in 2014, about 21,042 criminal cases would be reviewed and that approximately 14,322 of them would be filed. The final numbers reveal that 21,262 criminal cases were reviewed for prosecution; of those 14,187 were filed. By comparison, in pre-recession 2008 and with 127 authorized positions in the Fiscal Year 2008-2009 budget, a total of 20,208 criminal cases were reviewed and 15,301 were filed. The impact of Proposition 47 which reduced drug possession and most theft offenses to misdemeanor status remains to be seen.

The homicide caseload continues to be very heavy for an office of this size. As of April 2015 approximately 130 defendants were currently pending murder charges. While this number constantly fluctuates as new cases are filed and other cases are resolved or go to trial, this level of homicide cases remains unprecedented. These cases require extraordinary effort, overtime, and additional costs above and beyond other types of cases which include: transcription, expert witness fees, witness transportation and expenses, discovery and exhibits.

The District Attorney's office is reviewing a newly identified need for one Criminal Investigator that was not considered at the time of Public Safety Restoration. This need is based on the proposed development of a county-wide, multi-agency Fire Investigation Unit (FIU). This position would be used to support county-wide fire investigation/prosecution. The Criminal Investigator would be part of a proposed multi-agency Fire Investigation Unit which would ideally include Modesto Fire Department, Ceres Fire Department, and Stanislaus Consolidated Fire Department. The District Attorney's office would provide resources to support the management and supervision of the FIU, with the proposed Criminal Investigator working closely with fire investigators to improve county-wide collaboration on fire investigation services and prosecution. This new model will improve consistency in the availability of trained and qualified investigators to support fire investigations to the level required for successful prosecution. The District Attorney is working with all partner agencies to identify the level of resources and funding necessary to implement this new initiative in Fiscal Year 2015-2016, including the potential use of funding from the Less than County Wide Tax (LCWT) and the City of Modesto to fund fire personnel. In order to fund the identified Criminal Investigator position, the Department may choose the option to reprioritize their existing funding provided through the Public Safety Restoration program. If so, this will be brought to the Board as part of the next standard Public Safety Restoration update in which personnel costs, training, and one-time costs such as vehicles and equipment will be identified.

The District Attorney has a total fleet of 27 vehicles; of those 20 meet the minimum age and mileage requirements to be considered for replacement under the Fleet Services Policy. In cooperation with General Services Agency Fleet Services, the Department is requesting to replace seven vehicles identified for replacement consideration in Fiscal Year 2015-2016. These vehicles are used by the District Attorney's Criminal Investigation Bureau unit and are assigned to a criminal investigator. These vehicles will be replaced with similar vehicles and options that are necessary for the environment in which the vehicles operate in. The cost to replace these vehicles is estimated to total \$209,400, and will be funded with a contribution from the General Fund.

In addition, the Department is requesting to purchase two new vehicles as part of the Public Safety Restoration program. These vehicles will support the Lieutenant and the investigator position and will be added consistent with existing vehicles and options that are necessary for the environment in which the vehicles operate in. The funding for one of these vehicles is in the base, since the Lieutenant has already been hired and \$24,432 is identified in recommended adjustments, funded by the Public Safety Restoration contribution from the General Fund.

In Fiscal Year 2014-2015 the Board of Supervisors approved recommendations to support Public Safety Restoration to fund critical public safety services in four departments, the District Attorney being one of them. The Board approved funding of up to \$4 million in Fiscal Year 2015-2016 to support full-

time positions. The District Attorney's share of the \$4 million is \$584,000, of which \$192,140 is funded as part of the 2015-2016 base due to one position being filled. The remaining amount of \$391,860 is recommended to be funded in the District Attorney's budget. Of that amount, \$34,640 is budgeted in fixed assets for cars and equipment and \$357,220 is budgeted in Departmental contingencies and will be transferred to salaries and benefits as positions are filled.

Requested Adjustments Funded With Public Safety Restoration Savings From 2014-2015: The Department's budget request included critical needs for which funding has been identified through 2014-2015 Public Safety Restoration savings. These funds will be included in the Auditor's Funds Available process at Fiscal Year 2014-2015 Close, with appropriation authority identified in the Recommended Final Budget, and not included in the Proposed Budget Schedule 9 above.

As part of Public Safety Restoration, the Department requested a Criminal Investigator to provide computer forensics investigative and prosecutorial support. Law Enforcement computer forensics investigators require highly specialized equipment to conduct the forensic exams on computer equipment and cell phones. This equipment includes onetime hardware and software purchases with licensing agreements and periodic renewals and upgrades, as well as the necessary furniture (i.e. workbench with additional lighting, power supplies, magnification devices and tool storage). Maintaining certifications is required in order to testify in court as an expert witness. Start up and ongoing annual training costs are included in the request for a total amount of \$71,310. Of that amount, \$19,800 will be ongoing.

## **STAFFING IMPACTS**

### **Adopted Proposed Budget**

There were no requested changes to the current level of staffing.

Total current authorized positions— 118

### **Final Budget**

The Department is requesting to unfund one Criminal Investigator II position in exchange for restoring one unfunded Attorney V position. As part of Public Safety Restoration, the Department requested the Criminal Investigator II position in Phase I and the Attorney V position in Phase II. The needs of the Department have changed due to the unexpected loss of prosecutors, a continuously increasing number of homicide cases and recruitment challenges in hiring an Investigator with the specialty experience in Forensics.

Total current authorized positions— 118

## **BUDGET RECOMMENDATIONS**

### **Adopted Proposed Budget**

It is recommended that a budget of \$15,348,354 be approved for District Attorney – Criminal Division. This budget is funded by \$1,339,961 in estimated department revenue, and a contribution of \$14,008,393 from the General Fund.

There are no recommended changes to the current level of staffing.

Total recommended authorized positions— 118

### **Final Budget**

In April 21, 2015, the Board of Supervisors approved \$200,604 in funding for the digital medial storage project funded by Public Facilities Fees. The Department did not spend all of the funds in Fiscal Year 2014-2015. The District Attorney is now requesting an increase of \$27,218 in estimated revenue and

appropriations for the unused portion of the digital media storage project to be funded in Fiscal Year 2015-2016.

The Department is also requesting an increase of \$11,500 in appropriations for the purchase of software and equipment to print ID/Proxy cards with incorporated anti-counterfeit features. Currently the District Attorney sends staff to 10<sup>th</sup> Street Place to receive Proxy cards. The Department will now be able to issue the cards at their current location. This ID/Card Proxy cards will be compatible with the building's current key card system. This software and equipment will be funded with a contribution from the general fund.

The department requests for Final Budget are recommended in full. It is recommended that a budget of \$15,387,072 be approved for District Attorney – Criminal Division. This budget is funded by \$1,367,179 in estimated department revenue, and a contribution of \$14,019,893 from the General Fund.

It is recommended to restore one unfunded Attorney V position and unfund one vacant Criminal Investigator II position.

Total recommended authorized positions— 118

**STANISLAUS COUNTY, CALIFORNIA**  
**Fiscal Year 2015-2016**



**CRIMINAL JUSTICE/PUBLIC PROTECTION**  
**Judicial**

**DISTRICT ATTORNEY—ARSON TASK FORCE**

Budget Unit 1761 0023229  
 Special Revenue Fund

**SERVICES PROVIDED**

The Arson Task Force budget was established to allow for the accounting and expenditure of donations received for equipment and other needed items for the multi-jurisdictional Arson Task Force. Agencies represented on the task force include law enforcement and fire representatives from the cities of Ceres, Hughson, Modesto, Newman, Oakdale, Patterson, Riverbank, Turlock and Waterford; representatives from each of the Fire Districts in the County; Consolidated Fire, California Department of Forestry and County representatives from the District Attorney’s Office and Sheriff’s Department.

**FUND/CASH BALANCE**

As of July 1, 2015, this fund had a positive fund balance of \$524 compared to the July 1, 2014 positive balance of \$524. The Department anticipates using \$524 of Fund Balance in Fiscal Year 2015-2016 for miscellaneous items. Cash is tracking similar to fund balance.

District Attorney - Arson Task Force					
Classification	2013-2014 Actual	2014-2015 Actual	2015-2016 Adopted Proposed	2015-2016 Recommended Adjustments	2015-2016 Recommended Final Budget
Taxes	\$0	\$0	\$0	\$0	\$0
Licenses, Permits, Franchises	\$0	\$0	\$0	\$0	\$0
Fines, Forfeitures, Penalties	\$0	\$0	\$0	\$0	\$0
Revenue from use of Assets	\$0	\$0	\$0	\$0	\$0
Intergovernmental Revenue	\$0	\$0	\$0	\$0	\$0
Charges for Service	\$0	\$0	\$0	\$20,000	\$20,000
Miscellaneous Revenue	\$0	\$0	\$0	\$0	\$0
Other Financing Sources	\$0	\$0	\$0	\$0	\$0
<b>Total Revenue</b>	<b>\$0</b>	<b>\$0</b>	<b>\$0</b>	<b>\$20,000</b>	<b>\$20,000</b>
Salaries and Benefits	\$0	\$0	\$0	\$0	\$0
Services and Supplies	\$0	\$0	\$524	\$20,000	\$20,524
Other Charges	\$0	\$0	\$0	\$0	\$0
Fixed Assets	\$0	\$0	\$0	\$0	\$0
Other Financing Uses	\$0	\$0	\$0	\$0	\$0
Equity	\$0	\$0	\$0	\$0	\$0
Intrafund	\$0	\$0	\$0	\$0	\$0
Contingencies	\$0	\$0	\$0	\$0	\$0
<b>Gross Costs</b>	<b>\$0</b>	<b>\$0</b>	<b>\$524</b>	<b>\$20,000</b>	<b>\$20,524</b>
<b>Fund Balance</b>	<b>\$0</b>	<b>\$0</b>	<b>\$524</b>	<b>\$0</b>	<b>\$524</b>
<b>Net County Cost</b>	<b>\$0</b>	<b>\$0</b>	<b>\$0</b>	<b>\$0</b>	<b>\$0</b>

\*Net county cost carryover savings included in the 2015-2016 Recommended Final Budget is \$0.

**PROGRAM DISCUSSION**

At the proposed level of funding, any small purchases of miscellaneous items may be accommodated. The Department does not anticipate receiving any revenue for the budget in the 2015-2016 Fiscal Year.

**STAFFING IMPACTS**

**Adopted Proposed Budget**

Total current authorized positions— 0

**Final Budget**

Total current authorized positions— 0

**BUDGET RECOMMENDATIONS**

**Adopted Proposed Budget**

It is recommended that a budget of \$524 be approved for District Attorney – Arson Task Force. This budget is funded by \$524 in departmental Fund Balance.

Total recommended authorized positions— 0

**Final Budget**

The Department is requesting an increase of \$20,000 in estimated revenue and appropriations for equipment for the Fire Investigations Unit. Funding for the requested equipment is from the Less than County Wide Fire Tax for the 2015-2016 Fiscal Year.

The department requests for Final Budget are recommended in full. It is recommended that a budget of \$20,524 be approved for District Attorney – Arson Task Force. This budget is funded by \$20,000 in estimate departmental revenue and \$524 in departmental Fund Balance.

Total recommended authorized positions— 0

**STANISLAUS COUNTY, CALIFORNIA**  
**Fiscal Year 2015-2016**



**CRIMINAL JUSTICE/PUBLIC PROTECTION**  
**Judicial**

**DISTRICT ATTORNEY—AUTO INSURANCE FRAUD PROSECUTION**

Budget Unit 1712 0023212  
 Special Revenue Fund

**SERVICES PROVIDED**

The Auto Insurance Fraud program provides for the investigation and prosecution of those who knowingly commit automobile insurance fraud. This is a significant economic crime and the State Department of Insurance funds this program via assessments against the insurance industry.

**FUND/CASH BALANCE**

As of July 1, 2015, this fund had a negative fund balance of \$24,892 compared to the July 1, 2014 positive balance of \$52,007. This decrease is due to revenue coming in lower than estimated.

As of July 1, 2015, this fund had a negative cash balance of \$90,037 compared to the July 1, 2014 negative balance of \$65,807. The negative cash balance and difference between fund and cash balance is due to revenue coming in lower than estimated. The Department will operate this fund to end the year in a positive position.

District Attorney - Auto Insurance Fraud Prosecution					
Classification	2013-2014 Actual	2014-2015 Actual	2015-2016 Adopted Proposed	2015-2016 Recommended Adjustments	2015-2016 Recommended Final Budget
Taxes	\$0	\$0	\$0	\$0	\$0
Licenses, Permits, Franchises	\$0	\$0	\$0	\$0	\$0
Fines, Forfeitures, Penalties	\$0	\$0	\$0	\$0	\$0
Revenue from use of Assets	\$0	\$0	\$0	\$0	\$0
Intergovernmental Revenue	\$200,583	\$125,164	\$200,288	\$0	\$200,288
Charges for Service	\$0	\$0	\$0	\$0	\$0
Miscellaneous Revenue	\$0	\$0	\$0	\$0	\$0
Other Financing Sources	\$0	\$0	\$0	\$0	\$0
<b>Total Revenue</b>	<b>\$200,583</b>	<b>\$125,164</b>	<b>\$200,288</b>	<b>\$0</b>	<b>\$200,288</b>
Salaries and Benefits	\$129,727	\$184,245	\$187,648	\$0	\$187,648
Services and Supplies	\$17,295	\$17,818	\$12,640	\$0	\$12,640
Other Charges	\$0	\$0	\$0	\$0	\$0
Fixed Assets	\$0	\$0	\$0	\$0	\$0
Other Financing Uses	\$6,911	\$0	\$0	\$0	\$0
Equity	\$0	\$0	\$0	\$0	\$0
Intrafund	\$0	\$0	\$0	\$0	\$0
Contingencies	\$0	\$0	\$0	\$0	\$0
<b>Gross Costs</b>	<b>\$153,933</b>	<b>\$202,063</b>	<b>\$200,288</b>	<b>\$0</b>	<b>\$200,288</b>
<b>Fund Balance</b>	<b>(\$46,650)</b>	<b>\$76,899</b>	<b>\$0</b>	<b>\$0</b>	<b>\$0</b>
<b>Net County Cost</b>	<b>\$0</b>	<b>\$0</b>	<b>\$0</b>	<b>\$0</b>	<b>\$0</b>

\*Net county cost carryover savings included in the 2015-2016 Recommended Final Budget is \$0.

**PROGRAM DISCUSSION**

At the proposed level of funding, the Department can maintain the current service level of funding a Criminal Investigator position and approximately 42% of a Deputy District Attorney position.

## **STAFFING IMPACTS**

### **Adopted Proposed Budget**

There were no requested changes to the current level of staffing.

Total current authorized positions— 2

### **Final Budget**

There are no requested changes to the current level of staffing.

Total current authorized positions— 2

## **BUDGET RECOMMENDATIONS**

### **Adopted Proposed Budget**

It is recommended that a budget of \$200,288 be approved for District Attorney – Auto Insurance Fraud Prosecution. This budget is funded by \$200,288 in estimated department revenue.

There are no recommended changes to the current level of staffing.

Total recommended authorized positions— 2

### **Final Budget**

There are no recommended changes in funding to this budget.

There are no recommended changes to the current level of staffing.

Total recommended authorized positions—2

**STANISLAUS COUNTY, CALIFORNIA**  
**Fiscal Year 2015-2016**



**CRIMINAL JUSTICE/PUBLIC PROTECTION**  
**Judicial**

**DISTRICT ATTORNEY—CONSUMER FRAUD PROSECUTION PROGRAM**

Budget Unit 177A 0023310  
 Special Revenue Fund

**SERVICES PROVIDED**

The Consumer Fraud Unit of the District Attorney’s Office, consisting of one Deputy District Attorney, one Paralegal and one Criminal Investigator, pursues civil and criminal remedies against companies and individuals whose conduct has harmed or threatens to harm consumers. Consumer-protection laws allow prosecutors to ensure that there is a level playing field for business owners and that consumers are not taken advantage of.

**FUND/CASH BALANCE**

As of July 1, 2015, this fund had a positive fund balance of \$402,863 compared to the July 1, 2014 positive balance of \$ 231,406. This increase is due to unanticipated revenue being received. The Department anticipates using \$417,477 of Fund Balance in Fiscal Year 2015-2016 for salaries and benefits expenditures of staff assigned to this budget. Cash is tracking similar to fund balance.

<b>District Attorney - Consumer Fraud</b>					
<b>Classification</b>	<b>2013-2014 Actual</b>	<b>2014-2015 Actual</b>	<b>2015-2016 Adopted Proposed</b>	<b>2015-2016 Recommended Adjustments</b>	<b>2015-2016 Recommended Final Budget</b>
Taxes	\$0	\$0	\$0	\$0	\$0
Licenses, Permits, Franchises	\$0	\$0	\$0	\$0	\$0
Fines, Forfeitures, Penalties	\$79,278	\$395,900	\$0	\$0	\$0
Revenue from use of Assets	\$0	\$0	\$0	\$0	\$0
Intergovernmental Revenue	\$0	\$0	\$0	\$0	\$0
Charges for Service	\$0	\$0	\$0	\$0	\$0
Miscellaneous Revenue	\$0	\$0	\$0	\$0	\$0
Other Financing Sources	\$0	\$0	\$0	\$0	\$0
<b>Total Revenue</b>	<b>\$79,278</b>	<b>\$395,900</b>	<b>\$0</b>	<b>\$0</b>	<b>\$0</b>
Salaries and Benefits	\$271,008	\$223,534	\$411,977	\$0	\$411,977
Services and Supplies	\$1,945	\$909	\$5,500	\$0	\$5,500
Other Charges	\$0	\$0	\$0	\$0	\$0
Fixed Assets	\$0	\$0	\$0	\$0	\$0
Other Financing Uses	\$12,611	\$0	\$0	\$0	\$0
Equity	\$0	\$0	\$0	\$0	\$0
Intrafund	\$0	\$0	\$0	\$0	\$0
Contingencies	\$0	\$0	\$0	\$0	\$0
<b>Gross Costs</b>	<b>\$285,564</b>	<b>\$224,443</b>	<b>\$417,477</b>	<b>\$0</b>	<b>\$417,477</b>
<b>Fund Balance</b>	<b>\$206,286</b>	<b>(\$171,457)</b>	<b>\$417,477</b>	<b>\$0</b>	<b>\$417,477</b>
<b>Net County Cost</b>	<b>\$0</b>	<b>\$0</b>	<b>\$0</b>	<b>\$0</b>	<b>\$0</b>

\* Net county cost carryover savings included in the 2015-2016 Recommended Final Budget is \$0.

**PROGRAM DISCUSSION**

At the proposed level of funding, the Department will continue to pursue civil and criminal remedies against companies and individuals whose conduct has harmed or threatens to harm consumers. The three positions funded by the fund balance in this Special Revenue Fund will continue to be allocated to the Department’s General Fund budget, but the costs will be transferred to the Consumer Fraud budget



to more accurately account for the activity. Since the source of revenue in this fund is inconsistent, it is unknown if it will be adequate to fund all the assigned positions at sufficient levels in future budget years.

### **STAFFING IMPACTS**

#### **Adopted Proposed Budget**

Total current authorized positions— 0

#### **Final Budget**

Total current authorized positions— 0

### **BUDGET RECOMMENDATIONS**

#### **Adopted Proposed Budget**

It is recommended that a budget of \$417,477 be approved for District Attorney – Consumer Fraud Prosecution program. This budget is funded by \$417,477 in departmental Fund Balance.

Total recommended authorized positions— 0

#### **Final Budget**

There are no recommended changes in funding to this budget.

Total recommended authorized positions— 0

**STANISLAUS COUNTY, CALIFORNIA**  
**Fiscal Year 2015-2016**



**CRIMINAL JUSTICE/PUBLIC PROTECTION**  
**Judicial**

**DISTRICT ATTORNEY—CRIMINAL DIVISION ASSET FORFEITURE**

Budget Unit 1771 0023271  
 Special Revenue Fund

**SERVICES PROVIDED**

The District Attorney – Criminal Division Asset Forfeiture budget exists to collect and expend revenue received as a result of the asset forfeiture process, wherein convicted criminals’ property is forfeited and is distributed by formula to the various agencies (law enforcement, prosecution, etc.) that participated in the investigation and prosecution of the criminal. These funds are earmarked by law to support the prosecution process and must be expended in accordance with these regulations.

**FUND/CASH BALANCE**

As of July 1, 2015, this fund had a positive fund balance of \$38,250 compared to the July 1, 2014 positive balance of \$20,018. The increase is due to unanticipated revenue received from asset forfeitures. The Department anticipates using \$5,000 of Fund Balance in Fiscal Year 2015-2016 for training and travel expenditures. Cash is tracking similar to fund balance.

District Attorney - Criminal Division Asset Forfeiture					
Classification	2013-2014 Actual	2014-2015 Actual	2015-2016 Adopted Proposed	2015-2016 Recommended Adjustments	2015-2016 Recommended Final Budget
Taxes	\$0	\$0	\$0	\$0	\$0
Licenses, Permits, Franchises	\$0	\$0	\$0	\$0	\$0
Fines, Forfeitures, Penalties	\$0	\$0	\$0	\$0	\$0
Revenue from use of Assets	\$0	\$0	\$0	\$0	\$0
Intergovernmental Revenue	\$0	\$0	\$0	\$0	\$0
Charges for Service	\$0	\$0	\$0	\$0	\$0
Miscellaneous Revenue	\$34,217	\$19,535	\$0	\$0	\$0
Other Financing Sources	\$0	\$0	\$0	\$0	\$0
<b>Total Revenue</b>	<b>\$34,217</b>	<b>\$19,535</b>	<b>\$0</b>	<b>\$0</b>	<b>\$0</b>
Salaries and Benefits	\$0	\$0	\$0	\$0	\$0
Services and Supplies	\$72,097	\$1,303	\$5,000	\$0	\$5,000
Other Charges	\$0	\$0	\$0	\$0	\$0
Fixed Assets	\$0	\$0	\$0	\$0	\$0
Other Financing Uses	\$0	\$0	\$0	\$0	\$0
Equity	\$0	\$0	\$0	\$0	\$0
Intrafund	\$0	\$0	\$0	\$0	\$0
Contingencies	\$0	\$0	\$0	\$0	\$0
<b>Gross Costs</b>	<b>\$72,097</b>	<b>\$1,303</b>	<b>\$5,000</b>	<b>\$0</b>	<b>\$5,000</b>
<b>Fund Balance</b>	<b>\$37,880</b>	<b>(\$18,232)</b>	<b>\$5,000</b>	<b>\$0</b>	<b>\$5,000</b>
<b>Net County Cost</b>	<b>\$0</b>	<b>\$0</b>	<b>\$0</b>	<b>\$0</b>	<b>\$0</b>

\*Net county cost carryover savings included in the 2015-2016 Recommended Final Budget is \$0.

**PROGRAM DISCUSSION**

At the proposed level of funding, the Department will continue to support the prosecution process and fund balance will be expended to cover expenditures. Since receipt of revenue is inconsistent, only existing fund balance will be used in the 2015-2016 Fiscal Year.

**STAFFING IMPACTS**

**Adopted Proposed Budget**

Total current authorized positions— 0

**Final Budget**

Total current authorized positions— 0

**BUDGET RECOMMENDATIONS**

**Adopted Proposed Budget**

It is recommended that a budget of \$5,000 be approved for District Attorney – Criminal Division Asset Forfeiture. This budget is funded by \$5,000 in departmental Fund Balance.

Total recommended authorized positions— 0

**Final Budget**

There are no recommended changes in funding to this budget.

Total recommended authorized positions— 0

**STANISLAUS COUNTY, CALIFORNIA**  
**Fiscal Year 2015-2016**



**CRIMINAL JUSTICE/PUBLIC PROTECTION**  
**Judicial**

**DISTRICT ATTORNEY—FEDERAL ASSET FORFEITURE**

Budget Unit 1707 0023207  
 Special Revenue Fund

**SERVICES PROVIDED**

This budget exists to collect and expend revenue received as a result of the Federal asset forfeiture process, wherein convicted criminals' property is forfeited and is distributed by formula to the various agencies (law enforcement, prosecution, etc.) that participated in the investigation and prosecution of the criminal. These funds are earmarked by law to support the prosecution process and must be expended in accordance with these regulations. These funds can be used for expenditures to provide specialized training, software upgrades, and other miscellaneous costs in support of the prosecution process.

**FUND/CASH BALANCE**

As of July 1, 2015, this fund had a positive fund/retained earnings balance of \$4,626 compared to the July 1, 2014 positive balance of \$ 4,604. The Department anticipates using \$4,600 of Fund Balance in Fiscal Year 2015-2016. Cash is tracking similar to fund balance.

<b>District Attorney - Federal Asset Forfeiture</b>					
<b>Classification</b>	<b>2013-2014 Actual</b>	<b>2014-2015 Actual</b>	<b>2015-2016 Adopted Proposed</b>	<b>2015-2016 Recommended Adjustments</b>	<b>2015-2016 Recommended Final Budget</b>
Taxes	\$0	\$0	\$0	\$0	\$0
Licenses, Permits, Franchises	\$0	\$0	\$0	\$0	\$0
Fines, Forfeitures, Penalties	\$0	\$0	\$0	\$0	\$0
Revenue from use of Assets	\$41	\$36	\$0	\$0	\$0
Intergovernmental Revenue	\$0	\$0	\$0	\$0	\$0
Charges for Service	\$0	\$0	\$0	\$0	\$0
Miscellaneous Revenue	\$0	\$0	\$0	\$0	\$0
Other Financing Sources	\$0	\$0	\$0	\$0	\$0
<b>Total Revenue</b>	<b>\$41</b>	<b>\$36</b>	<b>\$0</b>	<b>\$0</b>	<b>\$0</b>
Salaries and Benefits	\$0	\$0	\$0	\$0	\$0
Services and Supplies	\$0	\$0	\$4,600	\$0	\$4,600
Other Charges	\$0	\$0	\$0	\$0	\$0
Fixed Assets	\$0	\$0	\$0	\$0	\$0
Other Financing Uses	\$0	\$0	\$0	\$0	\$0
Equity	\$0	\$0	\$0	\$0	\$0
Intrafund	\$0	\$0	\$0	\$0	\$0
Contingencies	\$0	\$0	\$0	\$0	\$0
<b>Gross Costs</b>	<b>\$0</b>	<b>\$0</b>	<b>\$4,600</b>	<b>\$0</b>	<b>\$4,600</b>
<b>Fund Balance</b>	<b>(\$41)</b>	<b>(\$36)</b>	<b>\$4,600</b>	<b>\$0</b>	<b>\$4,600</b>
<b>Net County Cost</b>	<b>\$0</b>	<b>\$0</b>	<b>\$0</b>	<b>\$0</b>	<b>\$0</b>

\*Net county cost carryover savings included in the 2015-2016 Recommended Final Budget is \$0.

**PROGRAM DISCUSSION**

At the proposed level of funding, the Department will make purchases that support the prosecution process; funds are to be expended from fund balance as no further revenue is anticipated.

**STAFFING IMPACTS**

**Adopted Proposed Budget**

Total current authorized positions— 0

**Final Budget**

Total current authorized positions— 0

**BUDGET RECOMMENDATIONS**

**Adopted Proposed Budget**

It is recommended that a budget of \$4,600 be approved for District Attorney – Federal Asset Forfeiture. This budget is funded by \$4,600 in departmental Fund Balance.

Total recommended authorized positions— 0

**Final Budget**

There are no recommended changes in funding to this budget.

Total recommended authorized positions— 0



**DISTRICT ATTORNEY—OFFICE OF TRAFFIC SAFETY IMPAIRED DRIVER  
VERTICAL PROSECUTION PROGRAM**

Budget Unit 1678 0023209  
Special Revenue Fund

**SERVICES PROVIDED**

The District Attorney's Impaired Driver Vertical Prosecution Program is funded by a grant administered through the Office of Traffic Safety. Two Deputy District Attorneys are assigned to vertically prosecute all vehicular manslaughter cases, all felony Driving Under the Influence (DUI) cases, all DUI Drug cases, and as many misdemeanor DUIs as their caseload allows. The attorneys provide guidance to the other prosecutors in the office on reviewing DUI and DUI Drug cases for issuance and have instructed the other prosecutors to send them all DUI Drug cases. The prosecutors work with the law enforcement community to share resources for investigations and they also provide community outreach regarding the dangers of driving after consuming alcohol or other drugs. In addition, the District Attorney's Office has provided an on-call protocol for law enforcement agencies to contact a prosecutor for collisions involving fatalities. A part time extra help Criminal Investigator is also assigned to and funded by the grant.

**FUND/CASH BALANCE**

As of July 1, 2015, this fund had a negative fund balance of \$16,242 compared to the July 1, 2014 negative balance of \$1,557. This increase is due to timing of revenues received; this grant is accounted for on the federal fiscal year.

As of July 1, 2015, this fund had a negative cash balance of \$75,270 compared to the July 1, 2014 negative balance of \$71,163. The increase is due to timing of revenues received for this Federal Grant.

<b>District Attorney - Impaired Driver Vertical Prosecution</b>					
<b>Classification</b>	<b>2013-2014 Actual</b>	<b>2014-2015 Actual</b>	<b>2015-2016 Adopted Proposed</b>	<b>2015-2016 Recommended Adjustments</b>	<b>2015-2016 Recommended Final Budget</b>
Taxes	\$0	\$0	\$0	\$0	\$0
Licenses, Permits, Franchises	\$0	\$0	\$0	\$0	\$0
Fines, Forfeitures, Penalties	\$0	\$0	\$0	\$0	\$0
Revenue from use of Assets	\$0	\$0	\$0	\$0	\$0
Intergovernmental Revenue	\$341,145	\$301,026	\$340,528	\$0	\$340,528
Charges for Service	\$0	\$0	\$0	\$0	\$0
Miscellaneous Revenue	\$0	\$0	\$0	\$0	\$0
Other Financing Sources	\$0	\$0	\$0	\$0	\$0
<b>Total Revenue</b>	<b>\$341,145</b>	<b>\$301,026</b>	<b>\$340,528</b>	<b>\$0</b>	<b>\$340,528</b>
Salaries and Benefits	\$313,462	\$311,017	\$330,220	\$0	\$330,220
Services and Supplies	\$2,456	\$4,694	\$10,308	\$0	\$10,308
Other Charges	\$0	\$0	\$0	\$0	\$0
Fixed Assets	\$0	\$0	\$0	\$0	\$0
Other Financing Uses	\$9,953	\$0	\$0	\$0	\$0
Equity	\$0	\$0	\$0	\$0	\$0
Intrafund	\$0	\$0	\$0	\$0	\$0
Contingencies	\$0	\$0	\$0	\$0	\$0
<b>Gross Costs</b>	<b>\$325,871</b>	<b>\$315,711</b>	<b>\$340,528</b>	<b>\$0</b>	<b>\$340,528</b>
<b>Fund Balance</b>	<b>(\$15,274)</b>	<b>\$14,685</b>	<b>\$0</b>	<b>\$0</b>	<b>\$0</b>
<b>Net County Cost</b>	<b>\$0</b>	<b>\$0</b>	<b>\$0</b>	<b>\$0</b>	<b>\$0</b>

\*Net county cost carryover savings included in the 2015-2016 Recommended Final Budget is \$0.

**PROGRAM DISCUSSION**

At the proposed level of funding, the Department can maintain current levels of service of two Deputy District Attorney positions and a part-time Criminal Investigator.

**STAFFING IMPACTS**

**Adopted Proposed Budget**

There were no requested changes to the current level of staffing.

Total current authorized positions— 2

**Final Budget**

There are no requested changes to the current level of staffing.

Total current authorized positions— 2

**BUDGET RECOMMENDATIONS**

**Adopted Proposed Budget**

It is recommended that a budget of \$340,528 be approved for District Attorney – Impaired Driver Vertical Prosecution. This budget is funded by \$340,528 in estimated department revenue.

There are no recommended changes to the current level of staffing.

Total recommended authorized positions— 2

**Final Budget**

There are no recommended changes in funding to this budget.

There are no recommended changes to the current level of staffing.

Total recommended authorized positions— 2



**STANISLAUS COUNTY, CALIFORNIA**  
**Fiscal Year 2015-2016**



**CRIMINAL JUSTICE/PUBLIC PROTECTION**  
**Judicial**

**DISTRICT ATTORNEY—REAL ESTATE FRAUD PROSECUTION**

Budget Unit 1776 0023276  
 Special Revenue Fund

**SERVICES PROVIDED**

The District Attorney – Real Estate Fraud budget is dedicated to the investigation and prosecution of real estate fraud. Real estate fraud is a multi-million dollar “industry” in California, especially in areas where property is bought and sold at a premium. Frequently, the cases involve multiple victims. Emphasis is placed on fraud against individuals whose residences are in danger of, or are in, foreclosure. Successful investigation and prosecution requires dedicated personnel with the training and ability to deal with the complex nature of this type of fraud. Local law enforcement agencies do not have the expertise or resources necessary to handle these types of investigations.

**FUND/CASH BALANCE**

As of July 1, 2015, this fund had a positive fund balance of \$238,583 compared to the July 1, 2014 positive balance of \$216,752. This increase is due to unanticipated revenue received from recording fees. Cash is tracking similar to fund balance.

<b>District Attorney - Real Estate Fraud</b>					
<b>Classification</b>	<b>2013-2014 Actual</b>	<b>2014-2015 Actual</b>	<b>2015-2016 Adopted Proposed</b>	<b>2015-2016 Recommended Adjustments</b>	<b>2015-2016 Recommended Final Budget</b>
Taxes	\$0	\$0	\$0	\$0	\$0
Licenses, Permits, Franchises	\$0	\$0	\$0	\$0	\$0
Fines, Forfeitures, Penalties	\$0	\$0	\$0	\$0	\$0
Revenue from use of Assets	\$0	\$0	\$0	\$0	\$0
Intergovernmental Revenue	\$0	\$0	\$17,196	\$0	\$17,196
Charges for Service	\$202,865	\$211,486	\$195,000	\$0	\$195,000
Miscellaneous Revenue	\$0	\$0	\$0	\$0	\$0
Other Financing Sources	\$0	\$0	\$0	\$0	\$0
<b>Total Revenue</b>	<b>\$202,865</b>	<b>\$211,486</b>	<b>\$212,196</b>	<b>\$0</b>	<b>\$212,196</b>
Salaries and Benefits	\$315,095	\$339,233	\$347,948	\$0	\$347,948
Services and Supplies	\$2,164	\$3,536	\$17,363	\$0	\$17,363
Other Charges	\$0	\$0	\$0	\$0	\$0
Fixed Assets	\$0	\$0	\$0	\$0	\$0
Other Financing Uses	\$13,769	\$0	\$0	\$0	\$0
Equity	\$0	\$0	\$0	\$0	\$0
Intrafund	\$0	\$0	\$0	\$0	\$0
Contingencies	\$0	\$0	\$0	\$0	\$0
<b>Gross Costs</b>	<b>\$331,028</b>	<b>\$342,769</b>	<b>\$365,311</b>	<b>\$0</b>	<b>\$365,311</b>
Fund Balance	(\$24,952)	(\$21,832)	\$0	\$0	\$0
<b>Net County Cost</b>	<b>\$153,115</b>	<b>\$153,115</b>	<b>\$153,115</b>	<b>\$0</b>	<b>\$153,115</b>

\*Net county cost carryover savings included in the 2015-2016 Recommended Final Budget is \$0.

## **PROGRAM DISCUSSION**

At the proposed level of funding, the Department can maintain current levels of service. The Department has been researching an additional funding source and will present a plan to the Board of Supervisors in the near future with the goal of securing additional funding to cover associated expenses with the unit.

## **STAFFING IMPACTS**

### **Adopted Proposed Budget**

There were no requested changes to the current level of staffing.

Total current authorized positions— 2

### **Final Budget**

There are no requested changes to the current level of staffing.

Total current authorized positions— 2

## **BUDGET RECOMMENDATIONS**

### **Adopted Proposed Budget**

It is recommended that a budget of \$365,311 be approved for District Attorney – Real Estate Fraud. This budget is funded by \$212,196 in estimated department revenue, and a contribution of \$153,115 from the General Fund.

There are no recommended changes to the current level of staffing.

Total recommended authorized positions— 2

### **Final Budget**

There are no recommended changes in funding to this budget.

There are no recommended changes to the current level of staffing.

Total recommended authorized positions— 2

**STANISLAUS COUNTY, CALIFORNIA**  
**Fiscal Year 2015-2016**



**CRIMINAL JUSTICE/PUBLIC PROTECTION**  
**Judicial**

**DISTRICT ATTORNEY—RURAL CRIMES PREVENTION PROGRAM**

Budget Unit 1716 0023216  
 Special Revenue Fund

**SERVICES PROVIDED**

The District Attorney – Rural Crimes Prevention Program served as a focal point to address rural and agricultural crime in Stanislaus County in conjunction with the seven other counties that were granted funds to form the Central Valley Rural Crimes Prevention Task Force. Funds were used by the Sheriff's Department for personnel, surveillance and tracking technicians, equipment, vehicles, operating costs and travel for attendance at task force meetings and to attend training. The District Attorney's Office served as the fiduciary/fiscal agent for the grant as required by statute although the funding went to the Sheriff's Office. This program is no longer funded by the Office of Emergency Services.

**CASH/FUND BALANCE**

As of July 1, 2015, this fund had a zero fund balance compared to the July 1, 2014 zero balance. Cash is tracking the same as fund balance.

District Attorney - Rural Crimes Prevention					
Classification	2013-2014 Actual	2014-2015 Actual	2015-2016 Adopted Proposed	2015-2016 Recommended Adjustments	2015-2016 Recommended Final Budget
Taxes	\$0	\$0	\$0	\$0	\$0
Licenses, Permits, Franchises	\$0	\$0	\$0	\$0	\$0
Fines, Forfeitures, Penalties	\$0	\$0	\$0	\$0	\$0
Revenue from use of Assets	\$0	\$0	\$0	\$0	\$0
Intergovernmental Revenue	\$0	\$0	\$0	\$0	\$0
Charges for Service	\$0	\$0	\$0	\$0	\$0
Miscellaneous Revenue	\$0	\$0	\$0	\$0	\$0
Other Financing Sources	\$0	\$0	\$0	\$0	\$0
<b>Total Revenue</b>	<b>\$0</b>	<b>\$0</b>	<b>\$0</b>	<b>\$0</b>	<b>\$0</b>
Salaries and Benefits	\$0	\$0	\$0	\$0	\$0
Services and Supplies	\$0	\$0	\$0	\$0	\$0
Other Charges	\$0	\$0	\$0	\$0	\$0
Fixed Assets	\$0	\$0	\$0	\$0	\$0
Other Financing Uses	\$0	\$0	\$0	\$0	\$0
Equity	\$0	\$0	\$0	\$0	\$0
Intrafund	\$0	\$0	\$0	\$0	\$0
Contingencies	\$0	\$0	\$0	\$0	\$0
<b>Gross Costs</b>	<b>\$0</b>	<b>\$0</b>	<b>\$0</b>	<b>\$0</b>	<b>\$0</b>
<b>Fund Balance</b>	<b>\$0</b>	<b>\$0</b>	<b>\$0</b>	<b>\$0</b>	<b>\$0</b>
<b>Net County Cost</b>	<b>\$0</b>	<b>\$0</b>	<b>\$0</b>	<b>\$0</b>	<b>\$0</b>

\*Net county cost carryover savings included in the 2015-2016 Recommended Final Budget is \$0.

**PROGRAM DISCUSSION**

This budget unit is no longer active, however based on State requirements, the County is required to report on the budget unit for three years after it is no longer in use.

**STAFFING IMPACTS**

**Adopted Proposed Budget**

Total current authorized positions— 0

**Final Budget**

Total current authorized positions— 0

**BUDGET RECOMMENDATIONS**

**Adopted Proposed Budget**

There are no appropriations recommended for the District Attorney – Rural Crimes Prevention budget. This budget is included as part of the 2015-2016 Proposed Budget due to the budget requirements imposed by the State Controller.

Total recommended authorized positions— 0

**Final Budget**

There are no recommended changes in funding to this budget.

Total recommended authorized positions— 0



**CRIMINAL JUSTICE/PUBLIC PROTECTION**  
**Judicial**

**DISTRICT ATTORNEY—UNSERVED/UNDERSERVED VICTIMS ADVOCACY AND OUTREACH PROGRAM**

Budget Unit 1686 0023208  
 Special Revenue Fund

**SERVICES PROVIDED**

The District Attorney – Unserviced/Underserved Victims Advocacy and Outreach Program provides advocacy and outreach for the unserved and underserved victims of crime in the community, specifically, elders and dependent adults. The purpose of this program is to help these victims through the confusing legal system, refer them to social services agencies as appropriate and provide information and support for these very vulnerable victims. This program replaced the Elder Abuse Advocacy and Outreach Program beginning in October of 2010.

**FUND/CASH BALANCE**

As of July 1, 2015, this fund had a positive fund balance of \$10,682 compared to the July 1, 2014 negative balance of \$145. This increase is due timing of the receipt of revenues.

As of July 1, 2015, this fund had a negative cash balance of \$8,925 compared to the July 1, 2014 negative balance of \$18,985. The timing of reimbursement for this Federal grant is the cause for the negative cash balances, as well as the difference between cash and fund balances.

<b>District Attorney - Unserviced/Underserved Victim Advocacy and Outreach Program</b>					
<b>Classification</b>	<b>2013-2014 Actual</b>	<b>2014-2015 Actual</b>	<b>2015-2016 Adopted Proposed</b>	<b>2015-2016 Recommended Adjustments</b>	<b>2015-2016 Recommended Final Budget</b>
Taxes	\$0	\$0	\$0	\$0	\$0
Licenses, Permits, Franchises	\$0	\$0	\$0	\$0	\$0
Fines, Forfeitures, Penalties	\$0	\$0	\$0	\$0	\$0
Revenue from use of Assets	\$0	\$0	\$0	\$0	\$0
Intergovernmental Revenue	\$104,148	\$138,417	\$117,828	\$0	\$117,828
Charges for Service	\$0	\$0	\$0	\$0	\$0
Miscellaneous Revenue	\$0	\$0	\$0	\$0	\$0
Other Financing Sources	\$0	\$0	\$0	\$0	\$0
<b>Total Revenue</b>	<b>\$104,148</b>	<b>\$138,417</b>	<b>\$117,828</b>	<b>\$0</b>	<b>\$117,828</b>
Salaries and Benefits	\$64,585	\$74,038	\$74,038	\$0	\$74,038
Services and Supplies	\$37,201	\$53,552	\$43,790	\$0	\$43,790
Other Charges	\$0	\$0	\$0	\$0	\$0
Fixed Assets	\$0	\$0	\$0	\$0	\$0
Other Financing Uses	\$1,841	\$0	\$0	\$0	\$0
Equity	\$0	\$0	\$0	\$0	\$0
Intrafund	\$0	\$0	\$0	\$0	\$0
Contingencies	\$0	\$0	\$0	\$0	\$0
<b>Gross Costs</b>	<b>\$103,627</b>	<b>\$127,590</b>	<b>\$117,828</b>	<b>\$0</b>	<b>\$117,828</b>
<b>Fund Balance</b>	<b>(\$521)</b>	<b>(\$10,827)</b>	<b>\$0</b>	<b>\$0</b>	<b>\$0</b>
<b>Net County Cost</b>	<b>\$0</b>	<b>\$0</b>	<b>\$0</b>	<b>\$0</b>	<b>\$0</b>

\*Net county cost carryover savings included in the 2015-2016 Recommended Final Budget is \$0.

## **PROGRAM DISCUSSION**

At the proposed level of funding, the Department can maintain its current level of service of a victim advocate.

## **STAFFING IMPACTS**

### **Adopted Proposed Budget**

There were no requested changes to the current level of staffing.

Total current authorized positions— 1

### **Final Budget**

There are no requested changes to the current level of staffing.

Total current authorized positions— 1

## **BUDGET RECOMMENDATIONS**

### **Adopted Proposed Budget**

It is recommended that a budget of \$117,828 be approved for District Attorney – Unserved/Underserved Victim Advocacy and Outreach Program. This budget is funded by \$117,828 in estimated department revenue.

There are no recommended changes to the current level of staffing.

Total recommended authorized positions— 1

### **Final Budget**

There are no recommended changes in funding to this budget.

There are no recommended changes to the current level of staffing.

Total recommended authorized positions— 1

**STANISLAUS COUNTY, CALIFORNIA**  
**Fiscal Year 2015-2016**



**CRIMINAL JUSTICE/PUBLIC PROTECTION**  
**Judicial**

**DISTRICT ATTORNEY—VERTICAL PROSECUTION BLOCK GRANT**

Budget Unit 1775 0023275  
 Special Revenue Fund

**SERVICES PROVIDED**

The District Attorney – Vertical Prosecution Block Grant provided funding options in five areas: Career Criminal, Major Narcotic Vendor, Elder Abuse, Child Abuse, and Statutory Rape. The Department has used the funding to investigate and prosecute child abuse, career criminal and major narcotic vendor cases in prior years. However, in Fiscal Year 2010-2011, while the grant itself was extended to allow allocated funding to be expended, no new funding was provided. This grant was funded by Vehicle License Fees (VLF), transferred to the Local Safety and Protection Account (LSPA) fund source and administered by the California Emergency Management Agency (Cal EMA), formerly the Office of Emergency Services (OES).

**CASH/FUND BALANCE**

As of July 1, 2015, this fund had a positive fund balance of \$4,959 compared to the July 1, 2014 positive balance of \$4,959. Cash is tracking similar to fund balance.

<b>District Attorney - Vertical Prosecution Block Grant</b>					
<b>Classification</b>	<b>2013-2014 Actual</b>	<b>2014-2015 Actual</b>	<b>2015-2016 Adopted Proposed</b>	<b>2015-2016 Recommended Adjustments</b>	<b>2015-2016 Recommended Final Budget</b>
Taxes	\$0	\$0	\$0	\$0	\$0
Licenses, Permits, Franchises	\$0	\$0	\$0	\$0	\$0
Fines, Forfeitures, Penalties	\$0	\$0	\$0	\$0	\$0
Revenue from use of Assets	\$0	\$0	\$0	\$0	\$0
Intergovernmental Revenue	\$0	\$0	\$0	\$0	\$0
Charges for Service	\$0	\$0	\$0	\$0	\$0
Miscellaneous Revenue	\$0	\$0	\$0	\$0	\$0
Other Financing Sources	\$0	\$0	\$0	\$0	\$0
<b>Total Revenue</b>	<b>\$0</b>	<b>\$0</b>	<b>\$0</b>	<b>\$0</b>	<b>\$0</b>
Salaries and Benefits	(\$4,663)	\$0	\$0	\$0	\$0
Services and Supplies	\$0	\$0	\$0	\$0	\$0
Other Charges	\$0	\$0	\$0	\$0	\$0
Fixed Assets	\$0	\$0	\$0	\$0	\$0
Other Financing Uses	(\$292)	\$0	\$0	\$0	\$0
Equity	\$0	\$0	\$0	\$0	\$0
Intrafund	\$0	\$0	\$0	\$0	\$0
Contingencies	\$0	\$0	\$0	\$0	\$0
<b>Gross Costs</b>	<b>(\$4,955)</b>	<b>\$0</b>	<b>\$0</b>	<b>\$0</b>	<b>\$0</b>
<b>Fund Balance</b>	<b>(\$4,955)</b>	<b>\$0</b>	<b>\$0</b>	<b>\$0</b>	<b>\$0</b>
<b>Net County Cost</b>	<b>\$0</b>	<b>\$0</b>	<b>\$0</b>	<b>\$0</b>	<b>\$0</b>

\*Net county cost carryover savings included in the 2015-2016 Recommended Final Budget is \$0.

**PROGRAM DISCUSSION**

No funding is anticipated in Fiscal Year 2015-2016 for this program.

## **STAFFING IMPACTS**

### **Adopted Proposed Budget**

Total current authorized positions— 0

### **Final Budget**

Total current authorized positions— 0

## **BUDGET RECOMMENDATIONS**

### **Adopted Proposed Budget**

There are no appropriations recommended for the District Attorney – Vertical Prosecution Block Grant budget for the 2015-2016 Fiscal Year.

Total recommended authorized positions— 0

### **Final Budget**

There are no recommended changes in funding to this budget.

Total recommended authorized positions— 0



**STANISLAUS COUNTY, CALIFORNIA**  
**Fiscal Year 2015-2016**



**CRIMINAL JUSTICE/PUBLIC PROTECTION**  
**Judicial**

**DISTRICT ATTORNEY—VICTIM COMPENSATION AND GOVERNMENT CLAIMS**

Budget Unit 1710 0023220  
 Special Revenue Fund

**SERVICES PROVIDED**

The Victim Compensation and Government Claims program works with the Courts, Probation, and law enforcement to claim restitution from the convicted perpetrators of crimes. This program is substantially funded through a contract with the State Victims Compensation and Government Claims Board (formerly known as the Board of Control).

**CASH/FUND BALANCE**

As of July 1, 2015, this fund had a zero fund balance compared to the July 1, 2014 negative balance of \$1.

As of July 1, 2015, this fund had a negative cash balance of \$42,684 compared to the July 1, 2014 negative balance of \$11,323. The difference in cash and fund balance is due to reimbursements that are in arrears. An account receivable is set up for these negative funds.

<b>District Attorney - Victim Compensation &amp; Government Claims</b>					
<b>Classification</b>	<b>2013-2014 Actual</b>	<b>2014-2015 Actual</b>	<b>2015-2016 Adopted Proposed</b>	<b>2015-2016 Recommended Adjustments</b>	<b>2015-2016 Recommended Final Budget</b>
Taxes	\$0	\$0	\$0	\$0	\$0
Licenses, Permits, Franchises	\$0	\$0	\$0	\$0	\$0
Fines, Forfeitures, Penalties	\$0	\$0	\$0	\$0	\$0
Revenue from use of Assets	\$0	\$0	\$0	\$0	\$0
Intergovernmental Revenue	\$63,853	\$63,853	\$63,853	\$0	\$63,853
Charges for Service	\$0	\$0	\$0	\$0	\$0
Miscellaneous Revenue	\$0	\$0	\$0	\$0	\$0
Other Financing Sources	\$0	\$0	\$0	\$0	\$0
<b>Total Revenue</b>	<b>\$63,853</b>	<b>\$63,853</b>	<b>\$63,853</b>	<b>\$0</b>	<b>\$63,853</b>
Salaries and Benefits	\$61,498	\$63,852	\$63,853	\$0	\$63,853
Services and Supplies	\$0	\$0	\$0	\$0	\$0
Other Charges	\$0	\$0	\$0	\$0	\$0
Fixed Assets	\$0	\$0	\$0	\$0	\$0
Other Financing Uses	\$2,355	\$0	\$0	\$0	\$0
Equity	\$0	\$0	\$0	\$0	\$0
Intrafund	\$0	\$0	\$0	\$0	\$0
Contingencies	\$0	\$0	\$0	\$0	\$0
<b>Gross Costs</b>	<b>\$63,853</b>	<b>\$63,852</b>	<b>\$63,853</b>	<b>\$0</b>	<b>\$63,853</b>
Fund Balance	\$0	(\$1)	\$0	\$0	\$0
<b>Net County Cost</b>	<b>\$0</b>	<b>\$0</b>	<b>\$0</b>	<b>\$0</b>	<b>\$0</b>

\*Net county cost carryover savings included in the 2015-2016 Recommended Final Budget is \$0.

**PROGRAM DISCUSSION**

At the proposed level of funding, the Department can maintain current levels of service. Over the years, the funding awarded through this contract has remained stable while salaries and benefits have increased, resulting in the need for the Department to cover some of the salary costs (projected to be

approximately \$20,249 in Fiscal Year 2015-2016) from the Department's General Fund budget. The service provided is very important to victims and it is essential to maintain the current position, thus the funding has been budgeted in the Department's General Fund.

## **STAFFING IMPACTS**

### **Adopted Proposed Budget**

There were no requested changes to the current level of staffing.

Total current authorized positions— 1

### **Final Budget**

There are no requested changes to the current level of staffing.

Total current authorized positions— 1

## **BUDGET RECOMMENDATIONS**

### **Adopted Proposed Budget**

It is recommended that a budget of \$63,853 be approved for District Attorney – Victim Compensation and Government Claims. This budget is funded by \$63,853 in estimated department revenue.

There are no recommended changes to the current level of staffing.

Total recommended authorized positions— 1

### **Final Budget**

There are no recommended changes in funding to this budget.

There are no recommended changes to the current level of staffing.

Total recommended authorized positions— 1



---

**CRIMINAL JUSTICE/PUBLIC PROTECTION**  
**Judicial**

**DISTRICT ATTORNEY—VICTIM SERVICES PROGRAM**

Budget Unit 1714 0023214  
Special Revenue Fund

**SERVICES PROVIDED**

The Victim Services Program, in its 35th year of operation, is funded through State penalty assessment funds levied on convicted criminals and also from the Federal Victims of Crime Act (VOCA) funds. The funding is administered through the California Governor's Office of Emergency Services Agency (Cal OES), formerly the California Emergency Management Agency (Cal EMA). Under the Victim Witness Assistance Grant, program staff provide mandated services which include crisis intervention and peer counseling, emergency assistance, court escort, criminal justice orientation, assistance with applications for compensation, restitution assistance, property return, case status/disposition, referral information, public educational presentations, training to service providers and others.

The Victim Witness Assistance Grant requires the provision of 14 distinct services offered to victims of all types of crime. The mandate precludes the District Attorney from selecting only certain services or only offering services to victims of certain crime types based on funding constraints.

**FUND/CASH BALANCE**

As of July 1, 2015, this fund had a positive fund balance of \$6,781 compared to the July 1, 2014 positive balance of \$8,579. This decrease is due to additional staff costs.

As of July 1, 2015, this fund had a negative cash balance of \$95,913 compared to the July 1, 2014 negative balance of \$66,168. The decrease of cash balance is due to an increase in expenditures and the delayed timing of reimbursements. The difference between the cash and fund balance is a year-end account receivable.

<b>District Attorney - Victim Services Program</b>					
<b>Classification</b>	<b>2013-2014 Actual</b>	<b>2014-2015 Actual</b>	<b>2015-2016 Adopted Proposed</b>	<b>2015-2016 Recommended Adjustments</b>	<b>2015-2016 Recommended Final Budget</b>
Taxes	\$0	\$0	\$0	\$0	\$0
Licenses, Permits, Franchises	\$0	\$0	\$0	\$0	\$0
Fines, Forfeitures, Penalties	\$0	\$0	\$0	\$0	\$0
Revenue from use of Assets	\$0	\$0	\$0	\$0	\$0
Intergovernmental Revenue	\$318,710	\$344,122	\$353,681	\$0	\$353,681
Charges for Service	\$0	\$0	\$0	\$0	\$0
Miscellaneous Revenue	\$0	\$0	\$0	\$0	\$0
Other Financing Sources	\$0	\$0	\$0	\$0	\$0
<b>Total Revenue</b>	<b>\$318,710</b>	<b>\$344,122</b>	<b>\$353,681</b>	<b>\$0</b>	<b>\$353,681</b>
Salaries and Benefits	\$302,229	\$338,763	\$346,311	\$0	\$346,311
Services and Supplies	\$8,017	\$10,485	\$10,698	\$0	\$10,698
Other Charges	\$0	\$0	\$0	\$0	\$0
Fixed Assets	\$0	\$0	\$0	\$0	\$0
Other Financing Uses	\$8,818	\$0	\$0	\$0	\$0
Equity	\$0	\$0	\$0	\$0	\$0
Intrafund	\$0	\$0	\$0	\$0	\$0
Contingencies	\$0	\$0	\$0	\$0	\$0
<b>Gross Costs</b>	<b>\$319,064</b>	<b>\$349,248</b>	<b>\$357,009</b>	<b>\$0</b>	<b>\$357,009</b>
<b>Fund Balance</b>	<b>(\$2,974)</b>	<b>\$1,798</b>	<b>\$0</b>	<b>\$0</b>	<b>\$0</b>
<b>Net County Cost</b>	<b>\$3,328</b>	<b>\$3,328</b>	<b>\$3,328</b>	<b>\$0</b>	<b>\$3,328</b>

\*Net county cost carryover savings included in the 2015-2016 Recommended Final Budget is \$0.

## PROGRAM DISCUSSION

At the proposed level of funding, the Department can maintain current service levels. The Unserved/Underserved Victims Advocacy and Outreach Program grant requires a small in-kind match; 10% of the Victim Services Program Coordinator's is paid from the Department's General Fund budget in order to meet this requirement.

## STAFFING IMPACTS

### Adopted Proposed Budget

There were no requested changes to the current level of staffing.

Total current authorized positions— 5

### Final Budget

There are no requested changes to the current level of staffing.

Total current authorized positions— 5

## BUDGET RECOMMENDATIONS

### Adopted Proposed Budget

It is recommended that a budget of \$357,009 be approved for the District Attorney – Victim Services program. This budget is funded by \$353,681 in estimated department revenue, and a contribution of \$3,328 from the General Fund.

There are no recommended changes to the current level of staffing.

Total recommended authorized positions— 5

**Final Budget**

There are no recommended changes in funding to this budget.

There are no recommended changes to the current level of staffing.

Total recommended authorized positions— 5



**GRAND JURY**

Budget Unit 0100 0052100  
General Fund

<b>BUDGET AT A GLANCE</b>	
Gross Costs	\$150,028
Total Revenue	\$0
Fund Balance/Retained Earnings	\$0
<b>Net County Cost</b>	<b>\$150,028</b>
Total Recommended Staffing	0
% Funded by Local Discretionary Funds	100.0%

**MISSION STATEMENT**

The primary function of the Grand Jury is to provide an unbiased oversight to investigate complaints from citizens about the operations of County and City government, School Districts, and Special Districts, as required by law. The Grand Jury assures citizens that government is operating efficiently and in an ethical, honest manner. The Grand Jury investigates policies and procedures and makes recommendations to improve local government operations.

**SERVICES PROVIDED**

Grand Jury responsibilities are generally divided into civil and criminal. California Penal Code Section 904.6 permits any county to have an additional Grand Jury at the discretion of the Presiding Judge of the Superior Court. The intent of the legislation was to create a system comprised of two grand juries, one for civil investigations and the other for criminal indictments.

In Stanislaus County, there are two separate grand juries. One is the Civil Grand Jury that conducts three types of investigations; mandatory, discretionary, and citizen complaint investigations. Mandatory investigations are those that the California Penal Code requires the Grand Jury to undertake. The discretionary investigations are those over which the Legislature has given the Grand Jury jurisdiction, but has stated that it is not required. The citizen complaint investigations are those complaints within the jurisdiction of the Grand Jury received from a citizen. The statutes preclude the Grand Jury from considering complaints on matters before the courts, matters that are the subject of litigation, matters involving agencies located outside the County, matters involving privately held companies, and matters involving the fiscal and administrative operations of the Superior Court.

The other Grand Jury is the Criminal Grand Jury, an alternative to a preliminary hearing. Members serve for a maximum of six indictment hearings or one budget year, whichever comes first.

<b>Grand Jury</b>					
<b>Classification</b>	<b>2013-2014 Actual</b>	<b>2014-2015 Actual</b>	<b>2015-2016 Adopted Proposed</b>	<b>2015-2016 Recommended Adjustments</b>	<b>2015-2016 Recommended Final Budget</b>
Taxes	\$0	\$0	\$0	\$0	\$0
Licenses, Permits, Franchises	\$0	\$0	\$0	\$0	\$0
Fines, Forfeitures, Penalties	\$0	\$0	\$0	\$0	\$0
Revenue from use of Assets	\$0	\$0	\$0	\$0	\$0
Intergovernmental Revenue	\$0	\$0	\$0	\$0	\$0
Charges for Service	\$37	\$0	\$0	\$0	\$0
Miscellaneous Revenue	\$0	\$0	\$0	\$0	\$0
Other Financing Sources	\$0	\$0	\$0	\$0	\$0
<b>Total Revenue</b>	<b>\$37</b>	<b>\$0</b>	<b>\$0</b>	<b>\$0</b>	<b>\$0</b>
Salaries and Benefits	\$46,858	\$53,663	\$54,700	\$0	\$54,700
Services and Supplies	\$27,091	\$31,351	\$79,325	\$0	\$79,325
Other Charges	\$12,208	\$14,004	\$15,703	\$0	\$15,703
Fixed Assets	\$0	\$0	\$0	\$0	\$0
Other Financing Uses	\$1,670	\$0	\$0	\$0	\$0
Equity	\$0	\$0	\$0	\$0	\$0
Intrafund	\$5	\$195	\$300	\$0	\$300
Contingencies	\$0	\$0	\$0	\$0	\$0
<b>Gross Costs</b>	<b>\$87,832</b>	<b>\$99,213</b>	<b>\$150,028</b>	<b>\$0</b>	<b>\$150,028</b>
<b>Fund Balance</b>	<b>\$0</b>	<b>\$0</b>	<b>\$0</b>	<b>\$0</b>	<b>\$0</b>
<b>Net County Cost</b>	<b>\$87,795</b>	<b>\$99,213</b>	<b>\$150,028</b>	<b>\$0</b>	<b>\$150,028</b>

\*Net county cost carryover savings included in the 2015-2016 Recommended Final Budget is \$0.

## PROGRAM DISCUSSION

Civil Grand Jury: At the proposed level of funding, in the amount of \$100,028, the Department can maintain services and staff needs. This proposal includes a salary increase for staff effective July 1, 2015, and increases in building maintenance costs. Although there are no other anticipated adjustments, close attention will be paid to grand jury fees and mileage stipends due to the unpredictable nature of jury meeting schedules each year. Any necessary adjustments to satisfy these needs would be evident by mid-year.

Criminal Grand Jury: At approximately thirty-three percent of this budget, \$50,000 is allocated for criminal grand jury fees and transcription costs; these are expended under the direction of the District Attorney's Office. No changes are anticipated in this regard.

## STAFFING IMPACTS

### Adopted Proposed Budget

Total current authorized positions— 0

### Final Budget

Total current authorized positions— 0

## BUDGET RECOMMENDATIONS

### Adopted Proposed Budget

It is recommended that a budget of \$150,028 be approved for Grand Jury. This budget is funded by a contribution of \$150,028 from the General Fund.

Total recommended authorized positions— 0

**Final Budget**

There are no recommended changes in funding to this budget.

Total recommended authorized positions— 0





**CRIMINAL JUSTICE/PUBLIC PROTECTION**  
**Other General**

**INTEGRATED CRIMINAL JUSTICE INFORMATION SYSTEM**

Budget Unit 5141 0016161  
 Internal Service Fund

**BUDGET AT A GLANCE**

Gross Costs	\$1,162,550
Total Revenue	\$615,850
Fund Balance/Retained Earnings	<u>\$546,700</u>
<b>Net County Cost</b>	<b>\$0</b>
Total Recommended Staffing	0
% Funded by Local Discretionary Funds	0.0%

**MISSION STATEMENT**

The mission of the Integrated Criminal Justice Information System (ICJIS) Project is to continue the development of the ICJIS software, to enhance and modify the software to meet customers' changing needs, and to optimize business processes.

**ACCOMPLISHMENTS AND OBJECTIVES**

The Accomplishments of 2014-2015 and Objectives for the 2015-2016 Fiscal Year for the Integrated Criminal Justice Information System include:

FISCAL YEAR 2014-2015 ACCOMPLISHMENTS	FISCAL YEAR 2015-2016 OBJECTIVES
<ul style="list-style-type: none"> <li>◆ Implemented key infrastructure upgrades in the Sheriff's Department, the District Attorney, and Probation. These upgrades included Java and application server platforms.</li> <li>◆ Enhance feature set including District Attorney Investigation Management enhancements, District Attorney Security enhancements, Probation browser compatibility, Sheriff Coroner Module and Public Defender Email Templating and maintained a technical posture that facilitates ease of use, flexibility and interoperability.</li> <li>◆ Contributed to a safe and secure community by providing local law enforcement, County Departments, and other agencies vital, real-time, criminal justice information.</li> </ul>	<ul style="list-style-type: none"> <li>◆ Implement additional electronic interfaces with internal departments and external entities to reduce redundant data entry and improve operational performance.</li> <li>◆ Continue to upgrade current software infrastructure, enhance feature set and maintain a technical posture that facilitates ease of use, flexibility and interoperability.</li> </ul>

**STANISLAUS COUNTY, CALIFORNIA**  
**Fiscal Year 2015-2016**



**CRIMINAL JUSTICE/PUBLIC PROTECTION**  
**Other General**

**INTEGRATED CRIMINAL JUSTICE**  
**INFORMATION SYSTEM**

Budget Unit 5141 0016161  
 Internal Service Fund

**SERVICES PROVIDED**

The ICJIS Project is focused on developing and maintaining a more efficient justice application for the benefit of all County justice departments. This application is integrated across Stanislaus County's justice departments promoting efficient government operations.

**FUND/CASH BALANCE**

As of July 1, 2015, this fund had a positive fund balance of \$2,588,761 compared to the July 1, 2014 positive balance of \$2,625,899. This decrease is due to depreciation of intangible assets and the use of retained earnings in Fiscal Year 2014-2015.

As of July 1, 2015, this fund had a positive cash balance of \$371,754 compared to the July 1, 2014 positive balance of \$288,610. The increase is due to savings achieved throughout the year in contracts and development work. The difference between the cash and fund balance is \$2,217,007. The difference between the cash and fund balance is due to the non-cash items listed on the balance sheet, such as Equipment, Intangible Assets, and Accumulated Depreciation.

<b>ICJIS</b>					
<b>Classification</b>	<b>2013-2014 Actual</b>	<b>2014-2015 Actual</b>	<b>2015-2016 Adopted Proposed</b>	<b>2015-2016 Recommended Adjustments</b>	<b>2015-2016 Recommended Final Budget</b>
Taxes	\$0	\$0	\$0	\$0	\$0
Licenses, Permits, Franchises	\$0	\$0	\$0	\$0	\$0
Fines, Forfeitures, Penalties	\$0	\$0	\$0	\$0	\$0
Revenue from use of Assets	\$0	\$0	\$0	\$0	\$0
Intergovernmental Revenue	\$0	\$0	\$0	\$0	\$0
Charges for Service	\$405,861	\$499,870	\$615,850	\$0	\$615,850
Miscellaneous Revenue	\$0	\$0	\$0	\$0	\$0
Other Financing Sources	\$0	\$0	\$0	\$0	\$0
<b>Total Revenue</b>	<b>\$405,861</b>	<b>\$499,870</b>	<b>\$615,850</b>	<b>\$0</b>	<b>\$615,850</b>
Salaries and Benefits	\$34,326	\$34,453	\$42,000	\$0	\$42,000
Services and Supplies	\$291,618	\$286,912	\$451,000	\$0	\$451,000
Other Charges	\$440,141	\$468,713	\$644,550	\$0	\$644,550
Fixed Assets					
Equipment	(\$219,280)	(\$256,000)	\$25,000	\$0	\$25,000
Other Financing Uses	\$1,308	\$0	\$0	\$0	\$0
Equity	\$0	\$0	\$0	\$0	\$0
Intrafund	\$0	\$0	\$0	\$0	\$0
Contingencies	\$0	\$0	\$0	\$0	\$0
<b>Gross Costs</b>	<b>\$548,113</b>	<b>\$534,078</b>	<b>\$1,162,550</b>	<b>\$0</b>	<b>\$1,162,550</b>
Retained Earnings	\$142,252	\$34,208	\$546,700	\$0	\$546,700
<b>Net County Cost</b>	<b>\$0</b>	<b>\$0</b>	<b>\$0</b>	<b>\$0</b>	<b>\$0</b>

\*Net county cost carryover savings included in the 2015-2016 Recommended Final Budget is \$0.

## PROGRAM DISCUSSION

At the proposed level of funding, the ICJIS Project will continue efforts to develop, improve, and maintain the mission critical systems for the County justice departments. Some of this year's planned improvements include:

- ◆ Enhanced application features:
  - **Probation Assessments System** - This module will give Probation the ability to complete Juvenile detention assessments electronically in ICJIS during the booking process and replace the current paper process. It will also aid in reporting of statistical outcomes.
  - **Deputy District Attorney Issuance Module** - This module will enable the District Attorney's office to complete electronic review of cases (for acceptance and rejection) and provide automated case filing with the Court.
  - **Sheriff's Watch Commander Module** - This module will provide the Sheriff's office with an internal shift status report and search mechanism for jail facilities and patrol operation watch commanders. It will also provide managerial summary information as well as reporting of statistical outcomes.
  
- ◆ Infrastructure upgrades:
  - Migration of services to the latest versions of Java, Oracle Database, ReportMill, and the TomEE Application Server Platform.
  - The completion of these upgrades will keep ICJIS current and up to date on software platforms that are necessary for ICJIS to operate.
  
- ◆ ICJIS Software upgrades:
  - **District Attorney to Public Defender Electronic Case Pull interface** - The upgrade of this interface will facilitate the migration of the Public Defender system to the latest application server platform.
  - **Public Defender Security System upgrade** - This upgrade will enable a host of new security features including "challenge questions" for password resets. These features will add to the overall security posture of ICJIS.
  
- ◆ Additional inter-agency interfaces to improve staff efficiency and reduce data redundancy.

This budget is funded by charges to the County justice departments (Sheriff, Probation, District Attorney and Public Defender).

## STAFFING RECOMMENDATIONS

### Adopted Proposed Budget

Total current authorized positions— 0

### Final Budget

Total current authorized positions— 0

## BUDGET RECOMMENDATIONS

### Adopted Proposed Budget

It is recommended that a budget of \$1,162,550 be approved for the ICJIS budget. This budget is funded from \$615,850 in estimated department revenue and \$546,700 in department retained earnings.

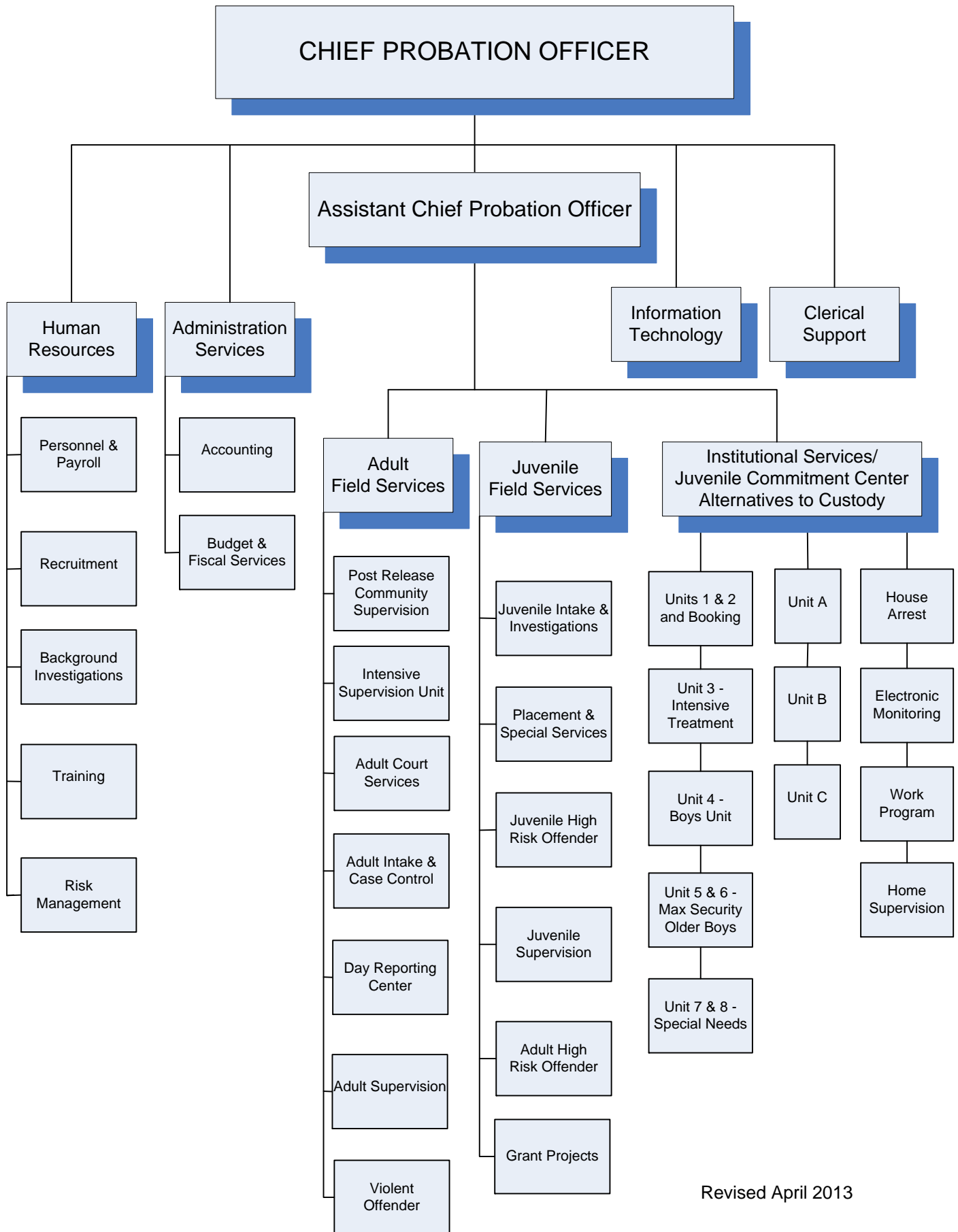
Total recommended authorized positions— 0

### Final Budget

There are no recommended changes in funding to this budget.

Total recommended authorized positions— 0

# STANISLAUS COUNTY PROBATION DEPARTMENT



Revised April 2013

**STANISLAUS COUNTY, CALIFORNIA  
Fiscal Year 2015-2016**



**CRIMINAL JUSTICE/PUBLIC PROTECTION  
Detention and Correction**

**PROBATION**  
**Jill Silva,**  
**Chief Probation Officer**

**BUDGET AT A GLANCE**

Gross Costs	\$48,408,464
Total Revenue	\$28,740,922
Fund Balance/Retained Earnings	\$920,396
<b>Net County Cost</b>	<b>\$18,747,146</b>
Total Recommended Staffing	273
% Funded by Local Discretionary Funds	38.7%

**MISSION STATEMENT**

As an integral part of the criminal justice system, Probation protects our community by:

- ◆ Promoting responsible behavior and offender accountability;
- ◆ Providing objective information and recommendations to the Superior Courts;
- ◆ Operating safe and secure juvenile facilities and programs; and
- ◆ Partnering with the community to provide direct services to offenders, families and victims.

**ACCOMPLISHMENTS AND OBJECTIVES**

The Accomplishments of 2014-2015 and Objectives for the 2015-2016 Fiscal Year for the Probation Department include:

FISCAL YEAR 2014-2015 ACCOMPLISHMENTS	FISCAL YEAR 2015-2016 OBJECTIVES
<ul style="list-style-type: none"> <li>◆ Successful application and award of a grant: Reducing Racial and Ethnic Disparities (RED).</li> <li>◆ Continued progress on Day Reporting Center construction.</li> <li>◆ Expansion of Culinary Arts vocational training for youth at the Juvenile Commitment Facility.</li> <li>◆ Successful completion of the Stanislaus County System Improvement Plan for January 2015 to January 2020 in collaboration with the Community Services Agency.</li> <li>◆ Completion of 5-year financial plan.</li> </ul>	<ul style="list-style-type: none"> <li>◆ Complete data collection and identification of improved services for Lesbian, Gay, Bi-sexual Transgender (LBGT) youth.</li> <li>◆ Expand and enhance Field Officer Training (FTO) and Institution Officer Training (ITO) programs for sworn officers.</li> <li>◆ Complete construction of Day Reporting Center and enhance services to adult offender population.</li> <li>◆ Implement new adult risk/needs assessment tool to improve outcomes for adult offenders</li> <li>◆ Improve data collection and evaluation of juvenile justice programs.</li> </ul>

**BUDGETS WITHIN THE PROBATION DEPARTMENT INCLUDE:**

- ◆ Administration
- ◆ Community Corrections Partnership Plan
- ◆ Corrections Performance Incentive Fund
- ◆ Field Services
- ◆ Institutional Services
- ◆ Juvenile Accountability Block Grant
- ◆ Juvenile Commitment Facility

- ◆ Juvenile Justice Crime Prevention Act
- ◆ Local Community Corrections Fund
- ◆ Ward Welfare Fund
- ◆ Youthful Offender Block Grant

**STANISLAUS COUNTY, CALIFORNIA**  
**Fiscal Year 2015-2016**



**CRIMINAL JUSTICE/PUBLIC PROTECTION**  
**Detention and Correction**

**PROBATION—ADMINISTRATION**

Budget Unit 0100 0026050  
 General Fund

**SERVICES PROVIDED**

Probation - Administration is responsible for department-wide services for staff members in several geographical locations. These functional responsibilities include: policy development and implementation; staff development; human resources; contracts; collections; information technology support; grant management; purchasing; budget and fiscal services; staff training; and safety.

<b>Probation - Administration</b>					
<b>Classification</b>	<b>2013-2014 Actual</b>	<b>2014-2015 Actual</b>	<b>2015-2016 Adopted Proposed</b>	<b>2015-2016 Recommended Adjustments</b>	<b>2015-2016 Recommended Final Budget</b>
Taxes	\$0	\$0	\$0	\$0	\$0
Licenses, Permits, Franchises	\$0	\$0	\$0	\$0	\$0
Fines, Forfeitures, Penalties	\$0	\$0	\$0	\$0	\$0
Revenue from use of Assets	\$2,000	\$2,203	\$2,500	\$0	\$2,500
Intergovernmental Revenue	\$119,900	\$113,100	\$119,100	\$0	\$119,100
Charges for Service	\$71,007	\$0	\$0	\$0	\$0
Miscellaneous Revenue	\$375	\$632	\$500	\$0	\$500
Other Financing Sources	\$135,000	\$135,000	\$165,000	\$0	\$165,000
<b>Total Revenue</b>	<b>\$328,282</b>	<b>\$250,935</b>	<b>\$287,100</b>	<b>\$0</b>	<b>\$287,100</b>
Salaries and Benefits	\$1,821,913	\$1,912,443	\$1,991,091	\$0	\$1,991,091
Services and Supplies	\$238,416	\$243,001	\$322,260	\$0	\$322,260
Other Charges	\$242,904	\$373,594	\$444,304	\$0	\$444,304
Fixed Assets					
Equipment	\$10,000	\$29,073	\$0	\$0	\$0
Other Financing Uses	\$65,200	\$0	\$0	\$0	\$0
Equity	\$0	\$0	\$0	\$0	\$0
Intrafund	\$0	\$0	\$0	\$0	\$0
Contingencies	\$0	\$0	\$199,120	\$0	\$199,120
<b>Gross Costs</b>	<b>\$2,378,433</b>	<b>\$2,558,111</b>	<b>\$2,956,775</b>	<b>\$0</b>	<b>\$2,956,775</b>
Fund Balance	\$0	\$0	\$0	\$0	\$0
<b>Net County Cost</b>	<b>\$2,050,151</b>	<b>\$2,307,176</b>	<b>\$2,669,675</b>	<b>\$0</b>	<b>\$2,669,675</b>

\*Net county cost carryover savings included in the 2015-2016 Recommended Final Budget is \$0.

**PROGRAM DISCUSSION**

At the proposed level of funding, the Department can maintain essential services required to maintain fundamental department operations. Costs in this budget unit continue to support recruitment efforts, as the Department continues to experience difficulties in hiring qualified applicants.

There is an increase in fees paid to the California Department of Juvenile Justice for incarceration of juveniles at the State facility. Fees continue to rise as the State encourages counties to keep juveniles at local facilities, however, some offenders are not appropriate to house locally. The Department will continue to monitor these increased costs.

In Fiscal Year 2014-2015 the Board of Supervisors approved recommendations to support Public Safety Restoration to fund critical public safety services in four departments, Probation being one of them. The Board approved funding of up to \$4 million in Fiscal Year 2015-2016 to support full-time

positions. Probation – Administration’s share of the \$4 million is \$199,120, which is recommended to be funded in departmental contingencies and will be transferred to operating accounts as positions are filled.

## **STAFFING IMPACTS**

### **Adopted Proposed Budget**

There were no requested changes to the current level of staffing.

Total current authorized positions— 20

### **Final Budget**

The Department is requesting a reclassification of one Accountant II position.

Total current authorized positions— 20

## **BUDGET RECOMMENDATIONS**

### **Adopted Proposed Budget**

It is recommended that a budget of \$2,956,775 be approved for Probation – Administration. This budget is funded from \$287,100 in estimated department revenue and a \$2,669,675 contribution from the General Fund.

There are no recommended changes to the current level of staffing.

Total recommended authorized positions— 20

### **Final Budget**

There are no recommended changes in funding to this budget.

It is recommended to conduct a classification study of one Accountant II position.

Total recommended authorized positions— 20



**STANISLAUS COUNTY, CALIFORNIA**  
**Fiscal Year 2015-2016**



**CRIMINAL JUSTICE/PUBLIC PROTECTION**  
**Detention and Correction**

**PROBATION—COMMUNITY CORRECTIONS PARTNERSHIP**

Budget Unit 0100 0026060  
 General Fund

**SERVICES PROVIDED**

Assembly Bill 109 (AB 109) was passed in April of 2011, making fundamental changes to California's correctional system. AB 109 realigned custodial and community supervision responsibility for non-serious, non-violet, and non-sex offenders, as well as supervision of lower level adult paroles returning from state prison sentences, to counties. Subsequent passage of bills to fund this shift was also accomplished in 2011, with an implementation date of October 1, 2011.

This budget was created for use with activities specific to the Probation component of the Community Corrections Plan (CCP), commonly known as Realignment. These activities and expenses include staffing costs, field operations, equipment, and contracts for services to clients, as well as operating a Day Reporting Center. There are currently 1,292 offenders being supervised by officers in this budget.

<b>Probation - Community Corrections Partnership</b>					
<b>Classification</b>	<b>2013-2014 Actual</b>	<b>2014-2015 Actual</b>	<b>2015-2016 Adopted Proposed</b>	<b>2015-2016 Recommended Adjustments</b>	<b>2015-2016 Recommended Final Budget</b>
Taxes	\$0	\$0	\$0	\$0	\$0
Licenses, Permits, Franchises	\$0	\$0	\$0	\$0	\$0
Fines, Forfeitures, Penalties	\$0	\$0	\$0	\$0	\$0
Revenue from use of Assets	\$0	\$0	\$0	\$0	\$0
Intergovernmental Revenue	\$0	\$0	\$0	\$0	\$0
Charges for Service	\$3,680,182	\$3,853,778	\$4,168,189	\$0	\$4,168,189
Miscellaneous Revenue	\$0	\$0	\$0	\$0	\$0
Other Financing Sources	\$0	\$0	\$0	\$0	\$0
<b>Total Revenue</b>	<b>\$3,680,182</b>	<b>\$3,853,778</b>	<b>\$4,168,189</b>	<b>\$0</b>	<b>\$4,168,189</b>
Salaries and Benefits	\$2,980,961	\$3,153,727	\$3,172,673	\$0	\$3,172,673
Services and Supplies	\$408,522	\$527,060	\$823,963	\$0	\$823,963
Other Charges	\$3,646	\$35,743	\$36,553	\$0	\$36,553
Fixed Assets	\$0	\$0	\$0	\$0	\$0
Other Financing Uses	\$287,053	\$135,000	\$135,000	\$0	\$135,000
Equity	\$0	\$0	\$0	\$0	\$0
Intrafund	\$0	\$0	\$0	\$0	\$0
Contingencies	\$0	\$0	\$0	\$0	\$0
<b>Gross Costs</b>	<b>\$3,680,182</b>	<b>\$3,851,530</b>	<b>\$4,168,189</b>	<b>\$0</b>	<b>\$4,168,189</b>
Fund Balance	\$0	\$0	\$0	\$0	\$0
<b>Net County Cost</b>	<b>\$0</b>	<b>(\$2,248)</b>	<b>\$0</b>	<b>\$0</b>	<b>\$0</b>

\*Net county cost carryover savings included in the 2015-2016 Recommended Final Budget is \$0.

**PROGRAM DISCUSSION**

At the proposed level of funding, the Department can maintain existing services and activities related to the Probation component of the Community Corrections Partnership (CCP) Plan. The Probation Department has budgeted at the 2014-2015 Fiscal Year level pending approval of the CCP Plan by the Board of Supervisors through a separate Agenda Item. Once approved, any changes subsequent to that approval will be made at Final Budget.

## **STAFFING IMPACTS**

### **Adopted Proposed Budget**

There were no requested changes to the current level of staffing.

Total current authorized positions— 31

### **Final Budget**

There are no requested changes to the current level of staffing.

Total current authorized positions— 31

## **BUDGET RECOMMENDATIONS**

### **Adopted Proposed Budget**

It is recommended that a budget of \$4,168,189 be approved for Probation – Community Corrections Partnership. This budget is funded from \$4,168,189 in estimated department revenue.

There are no recommended changes to the current level of staffing.

Total recommended authorized positions— 31

### **Final Budget**

There are no recommended changes in funding to this budget.

There are no recommended changes to the current level of staffing.

Total recommended authorized positions—31



**PROBATION—CORRECTIONS PERFORMANCE INCENTIVE FUND**

Budget Unit 1688 0026431  
Special Revenue Fund

**SERVICES PROVIDED**

Senate Bill 678, the "California Community Corrections Performance Incentive Act of 2009" signed by the Governor on October 11, 2009, established a system of performance-based funding to support evidence-based practices relating to the supervision of adult felony offenders. SB 678 provides financial incentives for county probation departments to implement the best practices identified by experts as critical for reducing recidivism rates and therefore the number of revocations of probation to state prison. The Probation Department is using funding to implement and support an evidence-based probation supervision program that targets medium to high risk felony probationers, using a validated risk needs assessment tool. Each Probation Officer will provide intensive supervision to offenders, ensuring swift and certain consequences to hold probationers accountable for non-compliant behavior. Probation Officers will also provide community supervision activities including home contacts, searches and other compliance checks to those assigned to the program. Referrals will be made to the Day Reporting Center for those probationers in need of programming and services. Anticipated outcomes for the County's program include reductions in risk/needs factors, positive drug screens and incarceration days. Future funding to continue these programs will be based on the success in reducing recidivism among probationers.

**FUND/CASH BALANCE**

As of July 1, 2015, this fund had a positive fund balance of \$977,240 compared to the July 1, 2014 positive balance of \$1,054,644. This decrease is due to the reduction in the allocation and the use of Fund Balance to support operations in Fiscal Year 2014-2015. The Department anticipates utilizing \$356,451 of Fund Balance in Fiscal Year 2015-2016 in anticipation of a possible change in the allocation formula. Cash is tracking similar to fund balance.

<b>Probation - Corrections Performance Incentive Fund</b>					
<b>Classification</b>	<b>2013-2014 Actual</b>	<b>2014-2015 Actual</b>	<b>2015-2016 Adopted Proposed</b>	<b>2015-2016 Recommended Adjustments</b>	<b>2015-2016 Recommended Final Budget</b>
Taxes	\$0	\$0	\$0	\$0	\$0
Licenses, Permits, Franchises	\$0	\$0	\$0	\$0	\$0
Fines, Forfeitures, Penalties	\$0	\$0	\$0	\$0	\$0
Revenue from use of Assets	\$9,490	\$7,733	\$0	\$0	\$0
Intergovernmental Revenue	\$803,111	\$385,750	\$200,000	\$0	\$200,000
Charges for Service	\$0	\$0	\$0	\$0	\$0
Miscellaneous Revenue	\$0	\$0	\$0	\$0	\$0
Other Financing Sources	\$0	\$0	\$0	\$0	\$0
<b>Total Revenue</b>	<b>\$812,601</b>	<b>\$393,483</b>	<b>\$200,000</b>	<b>\$0</b>	<b>\$200,000</b>
Salaries and Benefits	\$418,683	\$461,668	\$539,912	\$0	\$539,912
Services and Supplies	\$95,856	\$548	\$10,000	\$0	\$10,000
Other Charges	\$9,272	\$9,700	\$6,539	\$0	\$6,539
Fixed Assets	\$0	\$0	\$0	\$0	\$0
Other Financing Uses	\$22,740	\$0	\$0	\$0	\$0
Equity	\$0	\$0	\$0	\$0	\$0
Intrafund	\$0	\$0	\$0	\$0	\$0
Contingencies	\$0	\$0	\$0	\$0	\$0
<b>Gross Costs</b>	<b>\$546,551</b>	<b>\$471,916</b>	<b>\$556,451</b>	<b>\$0</b>	<b>\$556,451</b>
<b>Fund Balance</b>	<b>(\$266,050)</b>	<b>\$78,433</b>	<b>\$356,451</b>	<b>\$0</b>	<b>\$356,451</b>
<b>Net County Cost</b>	<b>\$0</b>	<b>\$0</b>	<b>\$0</b>	<b>\$0</b>	<b>\$0</b>

\*Net county cost carryover savings included in the 2015-2016 Recommended Final Budget is \$0.

## PROGRAM DISCUSSION

At the proposed level of funding, the Department will continue to fund five Adult High Risk officers. These officers will maintain the mission of this funding source by providing intensive supervision of high-risk probationers, including home contacts, searches and other compliance checks. Referrals will be made to the Day Reporting Center based on validated risk/needs assessments. The goal will continue to be reducing the number of probationers who are sentenced to state prison by providing evidence based programming to meet their needs.

This funding is tied to outcomes which makes funding levels unstable and planning difficult. The Probation Department has taken a conservative approach to spending, due to the uncertainties of specific allocations to be received, and created a larger fund balance to support program activities during years where positive outcomes are not achieved.

## STAFFING IMPACTS

### Adopted Proposed Budget

Total current authorized positions— 0

### Final Budget

Total current authorized positions— 0

## BUDGET RECOMMENDATIONS

### Adopted Proposed Budget

It is recommended that a budget of \$556,451 be approved for Probation – Corrections Performance Incentive Fund. This budget is funded by \$200,000 in estimated department revenue and \$356,451 in departmental fund balance.

Total recommended authorized positions— 0

**Final Budget**

There are no recommended changes in funding to this budget.

Total recommended authorized positions—0

**STANISLAUS COUNTY, CALIFORNIA**  
**Fiscal Year 2015-2016**



**CRIMINAL JUSTICE/PUBLIC PROTECTION**  
**Detention and Correction**

**PROBATION—FIELD SERVICES**

Budget Unit 0100 0026100  
 General Fund

**SERVICES PROVIDED**

Probation - Field Services contains eleven major components providing a wide spectrum of public safety services to the Superior Courts and the community. Services include court sentencing investigations and report preparation, processing of juvenile arrests, and offender supervision. This budget also provides services to the offender to assist in re-integration into the community. The Department's armed officers provide intensive supervision to those offenders placed in the community who pose the greatest threat to public safety. Court services provided by the Probation Department are State mandated by Penal Code Section 1203 and Welfare and Institutions Code Sections 281 and 706, while Penal Code Section 1202.8 and Welfare and Institutions Code Section 727 mandate offender supervision services. There are approximately 5,000 adult probationers, not including the AB 109 population, and 648 juvenile offenders eligible for supervision in Stanislaus County.

<b>Probation - Field Services</b>					
<b>Classification</b>	<b>2013-2014 Actual</b>	<b>2014-2015 Actual</b>	<b>2015-2016 Adopted Proposed</b>	<b>2015-2016 Recommended Adjustments</b>	<b>2015-2016 Recommended Final Budget</b>
Taxes	\$0	\$0	\$0	\$0	\$0
Licenses, Permits, Franchises	\$0	\$0	\$0	\$0	\$0
Fines, Forfeitures, Penalties	\$4,393	\$3,900	\$0	\$0	\$0
Revenue from use of Assets	\$141	\$298	\$150	\$0	\$150
Intergovernmental Revenue	\$1,274,167	\$1,212,014	\$1,168,244	\$0	\$1,168,244
Charges for Service	\$1,282,380	\$1,130,335	\$992,500	\$0	\$992,500
Miscellaneous Revenue	\$16,231	\$7,625	\$11,600	\$0	\$11,600
Other Financing Sources	\$423,848	\$507,360	\$179,319	\$0	\$179,319
<b>Total Revenue</b>	<b>\$3,001,160</b>	<b>\$2,861,532</b>	<b>\$2,351,813</b>	<b>\$0</b>	<b>\$2,351,813</b>
Salaries and Benefits	\$7,400,554	\$8,142,378	\$8,917,471	\$0	\$8,917,471
Services and Supplies	\$806,548	\$961,633	\$787,500	\$0	\$787,500
Other Charges	\$739,560	\$692,782	\$747,249	\$109,896	\$857,145
Fixed Assets					
Equipment	\$15,000	\$99,719	\$226,000	\$0	\$226,000
Other Financing Uses	\$356,721	\$0	\$0	\$0	\$0
Equity	\$0	\$0	\$0	\$0	\$0
Intrafund	\$80,577	\$7,773	\$0	\$0	\$0
Contingencies	\$0	\$0	\$224,400	\$0	\$224,400
<b>Gross Costs</b>	<b>\$9,398,960</b>	<b>\$9,904,285</b>	<b>\$10,902,620</b>	<b>\$109,896</b>	<b>\$11,012,516</b>
Fund Balance	\$0	\$0	\$0	\$0	\$0
<b>Net County Cost</b>	<b>\$6,397,800</b>	<b>\$7,042,753</b>	<b>\$8,550,807</b>	<b>\$109,896</b>	<b>\$8,660,703</b>

\*Net county cost carryover savings included in the 2015-2016 Recommended Final Budget is \$0.

**PROGRAM DISCUSSION**

At the proposed level of funding, the Department will continue to utilize Juvenile Justice Crime Prevention Act (JJCPA) funds to maintain the Juvenile High Risk unit, as well as an officer devoted to programs focused on juvenile female offenders. Youthful Offender Block Grant (YOBG) funds will continue to fund one position within Juvenile Supervision. These alternative funding sources will eliminate the need to decrease the level of juvenile services.

As the Probation Department's role changes to more intensive supervision and enforcement type activities, costs for training and equipment have increased significantly. This budget continues to include funding for access to Stanislaus Regional 911 dispatch services for field staff. Probation Officers are using radio dispatch and communication services as they do more frequent field work and encounter offenders and situations that pose risks to their safety, and funding is included to address safety equipment replacement needs. There is a need for increased funding related to ammunition and weapons, as more staff are armed and must attend regular training and qualifications.

The cost related to two Deputy Probation Officers and one Legal Clerk previously funded in Probation – Field Services are now funded in the Juvenile Justice Crime Prevention Act (JJCPA) in order to maximize performance outcomes, as well as utilize JJCPA fund balance. As part of the Department's 5-year financial plan, fund balance in the JJCPA budget is being used to leverage funding for Public Safety Restoration.

The Probation Department has a total fleet of 46 vehicles; of those 28 meet the minimum age and mileage requirements to be considered for replacement under the Fleet Services Policy. In cooperation with General Services Agency Fleet Services, the Department is requesting to replace eight vehicles identified for replacement consideration in Fiscal Year 2015-2016. These vehicles are used by Probation staff for field searches, placement visits, transporting and regular scope of work. These vehicles will be replaced with similar vehicles and options that are necessary for the environment in which the vehicles operate in. The cost of the vehicles is estimated to total \$226,000 and is recommended to be funded with a contribution from the General Fund. The Department is currently working with Fleet Services to develop a vehicle replacement plan for Budget Year 2016-2017 forward.

The Department is requesting approval to move \$50,000 of funding from the Prop 69 DNA Fund to cover staff costs in this budget related to the collection of required DNA samples.

In Fiscal Year 2014-2015 the Board of Supervisors approved recommendations to support Public Safety Restoration to fund critical public safety services in four departments, Probation being one of them. The Board approved funding of up to \$4 million in Fiscal Year 2015-2016 to support full-time positions. Probation – Field Services share of the \$4 million is \$500,880, of which \$276,480 is funded as part of the 2015-2016 base, due to two position being filled in the 2014-2015 Fiscal Year. The remaining amount of \$224,400 is recommended to be funded in departmental contingencies and will be transferred as positions are filled.

## **STAFFING IMPACTS**

### **Adopted Proposed Budget**

The Department is requesting to transfer out two Deputy Probation Officer II positions and one Legal Clerk III position to the Juvenile Justice Crime Prevention Act (JJCPA) as part of Public Safety Restoration leveraging approved in the 2014-2015 Mid-Year Financial Report.

Total current authorized positions— 105

### **Final Budget**

There are no requested changes to the current level of staffing.

Total current authorized positions—102

## **BUDGET RECOMMENDATIONS**

### **Adopted Proposed Budget**

It is recommended that a budget of \$10,902,620 be approved for Probation – Field Services. This budget is funded by \$2,351,813 in estimated department revenue, and a contribution of \$8,550,807 from the General Fund.

It is also recommended to transfer out two Deputy Probation Officer II positions and one Legal Clerk III position to the Juvenile Justice Crime Prevention Act.

Total recommended authorized positions— 102

### **Final Budget**

The Department is requesting an increase in appropriations of \$109,896 to fund utilities, janitorial, maintenance labor and maintenance supplies for the Day Reporting Center that is scheduled to open in the 2015-2016 Fiscal Year. The Department will review charges toward the end of the year as these costs are estimates and additional charges may be required. The Day Reporting Center will provide evidence-based programs and services to probationers and offenders who are out of custody as a result of the historic realignment of public safety responsibilities enacted by the State of California in October of 2011.

The department requests for Final Budget are recommended in full. It is recommended that a budget of \$11,012,516 be approved for Probation – Field Services. This budget is funded by \$2,351,813 in estimated department revenue, and a contribution of \$8,660,703 from the General Fund.

There are no recommended changes to the current level of staffing.

Total recommended authorized positions—102



**STANISLAUS COUNTY, CALIFORNIA**  
**Fiscal Year 2015-2016**



**CRIMINAL JUSTICE/PUBLIC PROTECTION**  
**Detention and Correction**

**PROBATION—INSTITUTIONAL SERVICES**

Budget Unit 0100 0026200  
 General Fund

**SERVICES PROVIDED**

Probation - Institutional Services encompasses the operational and staffing costs for the Juvenile Hall, and the Alternative to Custody Unit that includes the electronic monitoring and house arrest programs. The Juvenile Hall processes 1,800 to 2,000 new arrestees per year, in addition to housing minors as they are going through juvenile court proceedings. Court-committed females and youth that have special needs are also housed within the Juvenile Hall.

The Alternative to Custody Program within this budget unit addresses the needs of juveniles who might otherwise be detained in Juvenile Hall at a much higher cost.

<b>Probation - Institutional Services</b>					
<b>Classification</b>	<b>2013-2014 Actual</b>	<b>2014-2015 Actual</b>	<b>2015-2016 Adopted Proposed</b>	<b>2015-2016 Recommended Adjustments</b>	<b>2015-2016 Recommended Final Budget</b>
Taxes	\$0	\$0	\$0	\$0	\$0
Licenses, Permits, Franchises	\$0	\$0	\$0	\$0	\$0
Fines, Forfeitures, Penalties	\$0	\$0	\$0	\$0	\$0
Revenue from use of Assets	\$78	\$84	\$100	\$0	\$100
Intergovernmental Revenue	\$1,391,317	\$1,165,121	\$1,116,700	\$0	\$1,116,700
Charges for Service	\$116,214	\$103,282	\$68,000	\$0	\$68,000
Miscellaneous Revenue	\$217	\$0	\$0	\$0	\$0
Other Financing Sources	\$100,000	\$119,170	\$50,000	\$0	\$50,000
<b>Total Revenue</b>	<b>\$1,607,826</b>	<b>\$1,387,657</b>	<b>\$1,234,800</b>	<b>\$0</b>	<b>\$1,234,800</b>
Salaries and Benefits	\$5,097,803	\$5,349,034	\$5,286,511	\$0	\$5,286,511
Services and Supplies	\$410,718	\$342,056	\$448,461	\$0	\$448,461
Other Charges	\$497,689	\$528,595	\$512,823	\$0	\$512,823
Fixed Assets					
Buildings & Improvements	\$0	\$0	\$20,000	\$0	\$20,000
Equipment	\$0	\$4,794	\$5,000	\$0	\$5,000
Other Financing Uses	\$241,157	\$0	\$0	\$0	\$0
Equity	\$0	\$0	\$0	\$0	\$0
Intrafund	\$0	\$0	\$0	\$0	\$0
Contingencies	\$0	\$0	\$0	\$0	\$0
<b>Gross Costs</b>	<b>\$6,247,367</b>	<b>\$6,224,479</b>	<b>\$6,272,795</b>	<b>\$0</b>	<b>\$6,272,795</b>
Fund Balance	\$0	\$0	\$0	\$0	\$0
<b>Net County Cost</b>	<b>\$4,639,541</b>	<b>\$4,836,822</b>	<b>\$5,037,995</b>	<b>\$0</b>	<b>\$5,037,995</b>

\* Net county cost carryover savings included in the 2015-2016 Recommended Final Budget is \$0.

**PROGRAM DISCUSSION**

At the proposed level of funding, the Department will continue to operate at the current level of services. The ability to hire qualified staff continues to be an issue in this budget unit, resulting in maintained funding for extra help and overtime.

The Department is requesting approval to move \$50,000 of funding from the Prop 69 DNA Fund to cover staff costs related to the collection of required DNA samples in this budget.

The Probation Department has identified an unmet need in the Institutions budget. The Department is requesting to reclassify upward six Probation Corrections Officer II positions to Probation Corrections Officer (PCO) III positions, at a cost of \$30,000 to fund this increase. There are currently PCO II positions receiving a differential to an Acting PCO III on each shift. The lack of a permanent PCO III positions results in lack of consistency from day-to-day.

## **STAFFING IMPACTS**

### **Adopted Proposed Budget**

As part of the 2014-2015 Mid-Year Budget, the Department requested a classification study of six Probation Corrections Officer II positions. Each living unit in Juvenile Institutions is required to maintain a certain level of supervision based on the classification of the minors detained. Four units currently house high risk populations that require a higher level of supervision. The Department is currently paying a differential "lead pay" to staff working in living units that do not have a lead on shift.

Total current authorized positions— 59

### **Final Budget**

There are no requested changes to the current level of staffing.

Total current authorized positions— 59

## **BUDGET RECOMMENDATIONS**

### **Adopted Proposed Budget**

It is recommended that a budget of \$6,272,795 be approved for Probation - Institutions. This budget is funded by \$1,234,800 in estimated department revenue, and a contribution of \$5,037,995 from the General Fund.

It is also recommended to reclassify upward six Probation Corrections Officer II positions to Probation Corrections Officer III with the related funding included in the recommended General Fund contribution.

Total recommended authorized positions— 59

### **Final Budget**

There are no recommended changes in funding to this budget.

There are no recommended changes to the current level of staffing.

Total recommended authorized positions—59

**STANISLAUS COUNTY, CALIFORNIA**  
**Fiscal Year 2015-2016**  

---

**CRIMINAL JUSTICE/PUBLIC PROTECTION**  
**Detention and Correction**



**PROBATION—JUVENILE ACCOUNTABILITY BLOCK GRANT (JABG)**

Budget Unit 1764 0026379  
Special Revenue Fund

**SERVICES PROVIDED**

Funding for the Juvenile Accountability Block Grant is provided to Stanislaus County by the State's Correction Standards Authority and is 100% dedicated to this budget. The primary goals of the grant are to hold juvenile offenders accountable for their criminal activities and to provide services and activities to assist youthful offenders in curbing their criminal behaviors. Programs supported by this funding have included a community service project and alcohol and other drugs prevention and education programs.

The Cognitive Behavior Therapy Program of Stanislaus County provides evidence-based individual and group counseling to high-risk juvenile offenders of Stanislaus County. The regimen includes curriculum specific to cognitive life skills, anger management, drug and alcohol abuse, job readiness, truancy, and the "7 Building Blocks of Change". Funding is also provided for Alcohol and Other Drug (AOD) youth treatment for juveniles both in and out of custody.

**FUND/CASH BALANCE**

As of July 1, 2015, this fund had a positive fund balance of \$6,571 compared to the July 1, 2014 positive balance of \$6,557. This grant is on a reimbursement basis, with most of the funding exhausted by the end of the fiscal year.

As of July 1, 2015, this fund had a negative cash balance of \$29,957 compared to the July 1, 2014 negative balance of \$3,623. The decrease in cash balance is reflective of the addition of another grant, Reducing Racial and Ethnic Disparity Grant which has increased expenditures from this fund. Both grants are on a reimbursement basis and will always end the year with a negative cash balance, awaiting the reimbursement. The difference between cash and fund balance is due to the timing of revenue received.

<b>Probation - Juvenile Accountability Block Grant</b>					
<b>Classification</b>	<b>2013-2014 Actual</b>	<b>2014-2015 Actual</b>	<b>2015-2016 Adopted Proposed</b>	<b>2015-2016 Recommended Adjustments</b>	<b>2015-2016 Recommended Final Budget</b>
Taxes	\$0	\$0	\$0	\$0	\$0
Licenses, Permits, Franchises	\$0	\$0	\$0	\$0	\$0
Fines, Forfeitures, Penalties	\$0	\$0	\$0	\$0	\$0
Revenue from use of Assets	\$0	\$0	\$0	\$0	\$0
Intergovernmental Revenue	\$0	\$87,913	\$200,000	\$23,959	\$223,959
Charges for Service	\$0	\$0	\$0	\$0	\$0
Miscellaneous Revenue	\$0	\$0	\$0	\$0	\$0
Other Financing Sources	\$0	\$0	\$0	\$0	\$0
<b>Total Revenue</b>	<b>\$0</b>	<b>\$87,913</b>	<b>\$200,000</b>	<b>\$23,959</b>	<b>\$223,959</b>
Salaries and Benefits	\$0	\$0	\$0	\$0	\$0
Services and Supplies	\$0	\$67,272	\$200,000	\$3,218	\$203,218
Other Charges	\$0	\$20,627	\$0	\$20,741	\$20,741
Fixed Assets	\$0	\$0	\$0	\$0	\$0
Other Financing Uses	\$0	\$0	\$0	\$0	\$0
Equity	\$0	\$0	\$0	\$0	\$0
Intrafund	\$0	\$0	\$0	\$0	\$0
Contingencies	\$0	\$0	\$0	\$0	\$0
<b>Gross Costs</b>	<b>\$0</b>	<b>\$87,899</b>	<b>\$200,000</b>	<b>\$23,959</b>	<b>\$223,959</b>
<b>Fund Balance</b>	<b>\$0</b>	<b>(\$14)</b>	<b>\$0</b>	<b>\$0</b>	<b>\$0</b>
<b>Net County Cost</b>	<b>\$0</b>	<b>\$0</b>	<b>\$0</b>	<b>\$0</b>	<b>\$0</b>

\*Net county cost carryover savings included in the 2015-2016 Recommended Final Budget is \$0.

## PROGRAM DISCUSSION

At the time of this writing, the Department has not received notice of an award for Fiscal Year 2015-2016. This funding source for Alcohol and Drug treatment and Cognitive Behavior Therapy continues to diminish and is expected to eventually disappear. Included separately in this budget unit is funding related to the Reducing Racial and Ethnic Disparity (RED) grant.

The RED grant embraces the array of populations served and attempts to accurately reflect the issue of disparity of youth of color in contact with the juvenile justice system as a mechanism to bolster awareness, leadership and transparency. Guided by the Board of State and Community Corrections (BSCC) State Advisory Committee on Juvenile Justice and Delinquency Prevention, using a multi-faceted approach of direct service, education and support, California has worked to ensure the reduction of over representation of youth of color coming into contact with the juvenile justice system as a priority; with the ultimate goal being a fair and equitable justice system.

## STAFFING IMPACTS

### Adopted Proposed Budget

Total current authorized positions— 0

### Final Budget

Total current authorized positions— 0

## BUDGET RECOMMENDATIONS

### Adopted Proposed Budget

It is recommended that a budget of \$200,000 be approved for Probation – Juvenile Accountability Block Grant. This budget is funded by \$200,000 in estimated department revenue.

Total recommended authorized positions— 0

## **Final Budget**

The Department is requesting an increase of \$23,959 in estimated revenue and appropriations due to a funding award for this grant from the State.

The department requests for Final Budget are recommended in full. It is recommended that a budget of \$223,959 be approved for Probation – Juvenile Accountability Block Grant. This budget is funded by \$223,959 in estimated department revenue.

Total recommended authorized positions—0

**STANISLAUS COUNTY, CALIFORNIA**  
**Fiscal Year 2015-2016**



**CRIMINAL JUSTICE/PUBLIC PROTECTION**  
**Detention and Correction**

**PROBATION—JUVENILE COMMITMENT FACILITY**

Budget Unit 0100 0026070  
 General Fund

**SERVICES PROVIDED**

This 60-bed Juvenile Commitment Facility was funded by a State grant of \$15.5 million with the partnership of Stanislaus County. This funding was from the 2007 Youthful Offender Rehabilitative Facility Construction Funding Program (SB 81) and was the first one with this kind of financing to be completed in the State of California. The Commitment Facility allows for increased counseling and programs for court-committed juvenile offenders, including a culinary arts vocational program.

<b>Probation - Juvenile Commitment Facility</b>					
<b>Classification</b>	<b>2013-2014 Actual</b>	<b>2014-2015 Actual</b>	<b>2015-2016 Adopted Proposed</b>	<b>2015-2016 Recommended Adjustments</b>	<b>2015-2016 Recommended Final Budget</b>
Taxes	\$0	\$0	\$0	\$0	\$0
Licenses, Permits, Franchises	\$0	\$0	\$0	\$0	\$0
Fines, Forfeitures, Penalties	\$0	\$0	\$0	\$0	\$0
Revenue from use of Assets	\$0	\$0	\$0	\$0	\$0
Intergovernmental Revenue	\$479,629	\$476,071	\$335,000	\$0	\$335,000
Charges for Service	\$0	\$0	\$0	\$0	\$0
Miscellaneous Revenue	\$10	\$0	\$0	\$0	\$0
Other Financing Sources	\$447,437	\$797,343	\$860,020	\$0	\$860,020
<b>Total Revenue</b>	<b>\$927,076</b>	<b>\$1,273,414</b>	<b>\$1,195,020</b>	<b>\$0</b>	<b>\$1,195,020</b>
Salaries and Benefits	\$2,569,825	\$2,706,841	\$2,984,196	\$0	\$2,984,196
Services and Supplies	\$198,771	\$185,717	\$222,700	\$0	\$222,700
Other Charges	\$288,662	\$317,712	\$364,897	\$0	\$364,897
Fixed Assets					
Equipment	\$0	\$0	\$2,000	\$0	\$2,000
Other Financing Uses	\$128,234	\$0	\$0	\$0	\$0
Equity	\$0	\$0	\$0	\$0	\$0
Intrafund	\$0	\$0	\$0	\$0	\$0
Contingencies	\$0	\$0	\$0	\$0	\$0
<b>Gross Costs</b>	<b>\$3,185,492</b>	<b>\$3,210,270</b>	<b>\$3,573,793</b>	<b>\$0</b>	<b>\$3,573,793</b>
Fund Balance	\$0	\$0	\$0	\$0	\$0
<b>Net County Cost</b>	<b>\$2,258,416</b>	<b>\$1,936,856</b>	<b>\$2,378,773</b>	<b>\$0</b>	<b>\$2,378,773</b>

\* Net county cost carryover savings included in the 2015-2016 Recommended Final Budget is \$0.

**PROGRAM DISCUSSION**

The Juvenile Commitment Facility opened in June 2013, utilizing partial funding previously used for Juvenile Hall, and Youthful Offender Block Grant funds, with no net change to net county cost. Six new positions associated with this facility continue to be funded by Youth Accountability Block Grant funds.

This facility provides programming and vocational opportunities for juveniles that are court-committed to the facility as part of sentencing. The Probation Department ended a long-time contract with Howard Training Center during Fiscal Year 2013-2014 for food services, implementing an in-house program instead. This program provides opportunities for juveniles to gain knowledge and training that can be used once they are released.

This budget includes additional funding for 4 Probation Corrections Officer I/II positions, a Crime Analyst, and 2 Probation Correction Officer III positions, added as part of Fiscal Year 2014-2015 Mid-Year budget for Public Safety Restoration services.

## **STAFFING IMPACTS**

### **Adopted Proposed Budget**

There were no requested changes to the current level of staffing.

Total current authorized positions— 38

### **Final Budget**

There are no requested changes to the current level of staffing.

Total current authorized positions— 38

## **BUDGET RECOMMENDATIONS**

### **Adopted Proposed Budget**

It is recommended that a budget of \$3,573,793 be approved for Probation – Juvenile Commitment Facility. This budget is funded by \$1,195,020 in estimated department revenue, and a contribution of \$2,378,773 from the General Fund.

There are no recommended changes to the current level of staffing.

Total recommended authorized positions—38

### **Final Budget**

There are no recommended changes in funding to this budget.

There are no recommended changes to the current level of staffing.

Total recommended authorized positions—38

**STANISLAUS COUNTY, CALIFORNIA**  
**Fiscal Year 2015-2016**



**CRIMINAL JUSTICE/PUBLIC PROTECTION**  
**Detention and Correction**

**PROBATION—JUVENILE JUSTICE CRIME PREVENTION ACT (JJCPA)**

Budget Unit 1798 0026395  
 Special Revenue Fund

**SERVICES PROVIDED**

The Probation Department – Juvenile Justice Crime Prevention Act (JJCPA) provides programs designed to reduce juvenile crime; hold minors accountable for their actions; enhance supervision of minors during the critical hours for juvenile crime and to prevent minors from entering the criminal justice system; and reduce the incidence of drug use amongst substance abuse/dependence involved wards.

**FUND/CASH BALANCE**

As of July 1, 2015, this fund had a positive fund balance of \$2,787,681 compared to the July 1, 2014 positive balance of \$2,380,513. This increase is due to the receipt of more grant funding than budgeted expenditures for the past several years. Additional positions were added at Mid-Year Budget for Fiscal Year 2014-2015, as a result, this fund balance is expected to begin to decline in support of those positions. This strategic use of fund balance is part of the Department's 5-year financial plan and helps to leverage Public Safety Restoration. The Department anticipates using \$219,541 of Fund Balance in Fiscal Year 2015-2016 for these additional funded positions. Cash is tracking similar to fund balance.

<b>Probation - Juvenile Justice Crime Prevention Act</b>					
<b>Classification</b>	<b>2013-2014 Actual</b>	<b>2014-2015 Actual</b>	<b>2015-2016 Adopted Proposed</b>	<b>2015-2016 Recommended Adjustments</b>	<b>2015-2016 Recommended Final Budget</b>
Taxes	\$0	\$0	\$0	\$0	\$0
Licenses, Permits, Franchises	\$0	\$0	\$0	\$0	\$0
Fines, Forfeitures, Penalties	\$0	\$0	\$0	\$0	\$0
Revenue from use of Assets	\$20,561	\$18,865	\$0	\$0	\$0
Intergovernmental Revenue	\$1,442,163	\$1,658,331	\$1,474,289	\$0	\$1,474,289
Charges for Service	\$0	\$0	\$0	\$0	\$0
Miscellaneous Revenue	\$0	\$0	\$0	\$0	\$0
Other Financing Sources	\$0	\$0	\$0	\$0	\$0
<b>Total Revenue</b>	<b>\$1,462,724</b>	<b>\$1,677,196</b>	<b>\$1,474,289</b>	<b>\$0</b>	<b>\$1,474,289</b>
Salaries and Benefits	\$1,070,566	\$1,233,464	\$1,618,969	\$0	\$1,618,969
Services and Supplies	\$0	\$764	\$44,622	\$0	\$44,622
Other Charges	\$25,288	\$33,645	\$30,239	\$0	\$30,239
Fixed Assets	\$0	\$0	\$0	\$0	\$0
Other Financing Uses	\$56,011	\$0	\$0	\$0	\$0
Equity	\$0	\$0	\$0	\$0	\$0
Intrafund	\$0	\$0	\$0	\$0	\$0
Contingencies	\$0	\$0	\$0	\$0	\$0
<b>Gross Costs</b>	<b>\$1,151,865</b>	<b>\$1,267,873</b>	<b>\$1,693,830</b>	<b>\$0</b>	<b>\$1,693,830</b>
Fund Balance	(\$310,859)	(\$409,323)	\$219,541	\$0	\$219,541
<b>Net County Cost</b>	<b>\$0</b>	<b>\$0</b>	<b>\$0</b>	<b>\$0</b>	<b>\$0</b>

\* Net county cost carryover savings included in the 2015-2016 Recommended Final Budget is \$0.



## **PROGRAM DISCUSSION**

This budget unit continues to be funded with revenue from a combination of Vehicle License Fees and sales tax. The Department is requesting a budget that includes funding for twelve staff, one of which is assigned assessment duties targeted at high-risk juveniles. The cost related to two additional Deputy Probation Officers and one Legal Clerk have been included in this budget unit in order to maximize performance outcomes, as well as utilize fund balance. These positions were not originally allocated as part of JJCPA, and were previously funded through the General Fund. As part of the Department's 5-year financial plan, fund balance in this budget is being used to leverage funding for Public Safety Restoration.

## **STAFFING IMPACTS**

### **Adopted Proposed Budget**

The Department is requesting to transfer in two Deputy Probation Officer II positions and one Legal Clerk III position from Field Services as part of Public Safety Restoration leveraging approved in the 2014-2015 Mid-Year Financial Report.

Total current authorized positions— 12

### **Final Budget**

There are no requested changes to the current level of staffing.

Total current authorized positions—15

## **BUDGET RECOMMENDATIONS**

### **Adopted Proposed Budget**

### **RECOMMENDED PROPOSED BUDGET**

It is recommended that a budget of \$1,693,830 be approved for Probation – Juvenile Justice Crime Prevention Act. This budget is funded by \$1,474,289 in estimated department revenue and \$219,541 in departmental fund balance.

It is also recommended to transfer in two Deputy Probation Officer II positions and one Legal Clerk III position from Field Services.

Total recommended authorized positions— 15

### **Final Budget**

There are no recommended changes in funding to this budget.

There are no recommended changes to the current level of staffing.

Total recommended authorized positions—15

**STANISLAUS COUNTY, CALIFORNIA**  
**Fiscal Year 2015-2016**

**CRIMINAL JUSTICE/PUBLIC PROTECTION**  
**Detention and Correction**



**PROBATION—LOCAL COMMUNITY CORRECTIONS**

Budget Unit 1679 0026481  
Special Revenue Fund

**SERVICES PROVIDED**

On April 4, 2011, Governor Brown signed Assembly Bill 109 (AB 109), which made fundamental changes to California's correctional system. AB 109 realigned custodial and community supervision responsibility for non-serious, non-violent, and non-sex offenders, as well as supervision of lower level adult parolees returning from state prison sentences to counties. AB 109 did not contain funding for county agencies to implement the realignment shift and was not operative until funding was provided for counties. On June 30, 2011, Governor Brown signed a series of legislative bills as part of the State budget that provided funding and made necessary technical changes to implement the public safety realignment program outlined in AB 109. The legislation enacting the financing and technical changes necessary was contained in Senate Bills 87 and 89 (SB 87 and SB 89) and Assembly Bill 117 (AB 117).

AB 117 delayed the operative date of the public safety realignment elements contained in AB 109 to October 1, 2011. AB 117 also required the Community Corrections Partnership (CCP) to recommend a local plan to the county Board of Supervisors for the implementation of the 2011 Public Safety Realignment and that the plan must be voted on by an Executive Committee of each county's CCP. By statute, the Executive Committee consists of the Chief Probation Officer as Chair, the Sheriff, the District Attorney, the Public Defender, the Presiding Judge of the Superior Court and a local Chief of Police. On July 26, 2011, the Board of Supervisors appointed the Director of the Department of Mental Health/Alcohol and Drug Programs as the final member of the CCP Executive Committee. At that time, the Board also designated the Probation Department as the local entity responsible for providing post-release supervision to inmates released pursuant to the Post-release Community Supervision Act of 2011.

**FUND/CASH BALANCE**

As of July 1, 2015, this fund had a positive fund balance of \$7,825,400 compared to the July 1, 2014 positive balance of \$6,862,230. Of this fund balance, \$4,000,000 is earmarked for future costs related to AB 900 costs. An additional \$1,316,071 of Fiscal Year 2013-2014 growth funding received in Fiscal Year 2014-2015 is not appropriated in Fiscal Year 2015-2016.

As of July 1, 2015, this fund had a positive cash balance of \$6,764,097 compared to the July 1, 2014 positive balance of \$5,234,831. The increase is due to the actual spending patterns of Community Corrections Partnership participants. The difference between cash and fund balance is due to State payments that have not yet been received.

<b>Probation - Local Community Corrections</b>					
<b>Classification</b>	<b>2013-2014 Actual</b>	<b>2014-2015 Actual</b>	<b>2015-2016 Adopted Proposed</b>	<b>2015-2016 Recommended Adjustments</b>	<b>2015-2016 Recommended Final Budget</b>
Taxes	\$0	\$0	\$0	\$0	\$0
Licenses, Permits, Franchises	\$0	\$0	\$0	\$0	\$0
Fines, Forfeitures, Penalties	\$0	\$0	\$0	\$0	\$0
Revenue from use of Assets	\$0	\$0	\$0	\$0	\$0
Intergovernmental Revenue	\$16,155,209	\$15,648,372	\$16,323,569	\$0	\$16,323,569
Charges for Service	\$0	\$0	\$0	\$0	\$0
Miscellaneous Revenue	\$0	\$0	\$0	\$0	\$0
Other Financing Sources	\$0	\$0	\$0	\$0	\$0
<b>Total Revenue</b>	<b>\$16,155,209</b>	<b>\$15,648,372</b>	<b>\$16,323,569</b>	<b>\$0</b>	<b>\$16,323,569</b>
Salaries and Benefits	\$0	\$0	\$0	\$0	\$0
Services and Supplies	\$265,181	\$214,339	\$345,000	\$0	\$345,000
Other Charges	\$14,385,247	\$14,590,400	\$15,978,569	\$0	\$15,978,569
Fixed Assets	\$0	\$0	\$0	\$0	\$0
Other Financing Uses	\$0	\$0	\$0	\$0	\$0
Equity	\$0	\$0	\$0	\$0	\$0
Intrafund	\$0	\$0	\$0	\$0	\$0
Contingencies	\$0	\$0	\$0	\$0	\$0
<b>Gross Costs</b>	<b>\$14,650,428</b>	<b>\$14,804,739</b>	<b>\$16,323,569</b>	<b>\$0</b>	<b>\$16,323,569</b>
Fund Balance	(\$1,504,781)	(\$843,633)	\$0	\$0	\$0
<b>Net County Cost</b>	<b>\$0</b>	<b>\$0</b>	<b>\$0</b>	<b>\$0</b>	<b>\$0</b>

\* Net county cost carryover savings included in the 2015-2016 Recommended Final Budget is \$0.

## PROGRAM DISCUSSION

This budget unit serves as the recipient of State funding for the Local Community Corrections Plan (CCP). This funding is managed by the Probation Department and distributed as reimbursement to participants of the Plan as costs are incurred. This budget reflects Phase V of the CCP, with funding estimated based on previous allocations, estimated fund balance, and requests from providers and contractors. No new programs were approved for addition this fiscal year. The Executive Committee has recommended a status quo budget for Fiscal Year 2015-2016 until the State had determined the actual funding allocation. Approval of the Year 5 Plan will be a separate Agenda Item before the Board of Supervisors.

## STAFFING IMPACTS

### Adopted Proposed Budget

Total current authorized positions— 0

### Final Budget

Total current authorized positions— 0

## BUDGET RECOMMENDATIONS

### Adopted Proposed Budget

It is recommended that a budget of \$16,323,569 be approved for Probation – Local Community Corrections. This budget is funded by \$16,323,569 in estimated department revenue.

Total recommended authorized positions— 0

**Final Budget**

There are no recommended changes in funding to this budget.

Total recommended authorized positions—0

**STANISLAUS COUNTY, CALIFORNIA**  
**Fiscal Year 2015-2016**



**CRIMINAL JUSTICE/PUBLIC PROTECTION**  
**Detention and Correction**

**PROBATION—WARD WELFARE FUND**

Budget Unit 1765 0026420  
 Special Revenue Fund

**SERVICES PROVIDED**

The purpose of this program is to provide increased services to juveniles through funds received from contracted Juvenile Hall telephones service. The funds are distributed to provide for the benefit, education and welfare of the wards and detainees in Juvenile Hall, and comply with State requirements for establishing such funds.

**FUND/CASH BALANCE**

As of July 1, 2015, this fund had a positive fund balance of \$353,787 compared to the July 1, 2014 positive balance of \$354,636. This decrease is due to expenditures related to the implementation of the Planting Justice Program at the Juvenile Commitment Facility. Cash is tracking similar to fund balance.

<b>Probation - Ward Welfare Fund</b>					
<b>Classification</b>	<b>2013-2014 Actual</b>	<b>2014-2015 Actual</b>	<b>2015-2016 Adopted Proposed</b>	<b>2015-2016 Recommended Adjustments</b>	<b>2015-2016 Recommended Final Budget</b>
Taxes	\$0	\$0	\$0	\$0	\$0
Licenses, Permits, Franchises	\$0	\$0	\$0	\$0	\$0
Fines, Forfeitures, Penalties	\$0	\$0	\$0	\$0	\$0
Revenue from use of Assets	\$0	\$0	\$0	\$0	\$0
Intergovernmental Revenue	\$0	\$0	\$0	\$0	\$0
Charges for Service	\$0	\$0	\$0	\$0	\$0
Miscellaneous Revenue	\$27,426	\$22,151	\$40,000	\$0	\$40,000
Other Financing Sources	\$0	\$0	\$0	\$0	\$0
<b>Total Revenue</b>	<b>\$27,426</b>	<b>\$22,151</b>	<b>\$40,000</b>	<b>\$0</b>	<b>\$40,000</b>
Salaries and Benefits	\$0	\$0	\$0	\$0	\$0
Services and Supplies	\$6,860	\$23,015	\$25,000	\$0	\$25,000
Other Charges	\$0	(\$14)	\$0	\$0	\$0
Fixed Assets					
Buildings & Improvements	\$0	\$0	\$5,000	\$0	\$5,000
Equipment	\$0	\$0	\$10,000	\$0	\$10,000
Other Financing Uses	\$0	\$0	\$0	\$0	\$0
Equity	\$0	\$0	\$0	\$0	\$0
Intrafund	\$0	\$0	\$0	\$0	\$0
Contingencies	\$0	\$0	\$0	\$0	\$0
<b>Gross Costs</b>	<b>\$6,860</b>	<b>\$23,001</b>	<b>\$40,000</b>	<b>\$0</b>	<b>\$40,000</b>
<b>Fund Balance</b>	<b>(\$20,566)</b>	<b>\$850</b>	<b>\$0</b>	<b>\$0</b>	<b>\$0</b>
<b>Net County Cost</b>	<b>\$0</b>	<b>\$0</b>	<b>\$0</b>	<b>\$0</b>	<b>\$0</b>

\*Net county cost carryover savings included in the 2015-2016 Recommended Final Budget is \$0.

**PROGRAM DISCUSSION**

At the proposed level of funding, the Department can maintain services provided to juvenile detainees in the Juvenile Hall and the Juvenile Commitment Facility. This funding has previously been used to purchase quilts, books and recreational equipment for use in the juvenile institutions, as prescribed by law.

**STAFFING IMPACTS**

**Adopted Proposed Budget**

Total current authorized positions— 0

**Final Budget**

Total current authorized positions— 0

**BUDGET RECOMMENDATIONS**

**Adopted Proposed Budget**

It is recommended that a budget of \$40,000 be approved for Probation – Ward Welfare Fund. This budget is funded by \$40,000 in estimated department revenue.

Total recommended authorized positions— 0

**Final Budget**

There are no recommended changes in funding to this budget.

Total recommended authorized positions—0

**STANISLAUS COUNTY, CALIFORNIA**  
**Fiscal Year 2015-2016**



**CRIMINAL JUSTICE/PUBLIC PROTECTION**  
**Detention and Correction**

**PROBATION—YOUTHFUL OFFENDER BLOCK GRANT**

Budget Unit 1698 26406  
 Special Revenue Fund

**SERVICES PROVIDED**

Effective September 1, 2007, Senate Bill 81 and its follow up legislation Assembly Bill 191, made major revisions to the Welfare and Institutions Code and implemented what has become known as the Juvenile Justice Realignment Law. The purpose of this block grant is to enhance the capacity of the Probation Department to implement an effective continuum of services to respond to crime and delinquency. It provides resources for the custody and parole of youthful offenders to age 21.

**FUND/CASH BALANCE**

As of July 1, 2015, this fund had a positive fund balance of \$5,555,947 compared to the July 1, 2014 positive balance of \$5,147,736. This increase is due to receiving more grant funding than budgeted expenditures. These funds have been accumulated over several years in anticipation of providing partial funding for the new Juvenile Commitment Facility. The Department anticipates using \$344,404 of Fund Balance in Fiscal Year 2015-2016 for positions that were previously funded from the General Fund. This fund balance strategy is part of the Department's 5-year financial plan and helps to leverage Public Safety Restoration. Cash is tracking similar to fund balance.

<b>Probation - Youthful Offender Block Grant</b>					
<b>Classification</b>	<b>2013-2014 Actual</b>	<b>2014-2015 Actual</b>	<b>2015-2016 Adopted Proposed</b>	<b>2015-2016 Recommended Adjustments</b>	<b>2015-2016 Recommended Final Budget</b>
Taxes	\$0	\$0	\$0	\$0	\$0
Licenses, Permits, Franchises	\$0	\$0	\$0	\$0	\$0
Fines, Forfeitures, Penalties	\$0	\$0	\$0	\$0	\$0
Revenue from use of Assets	\$0	\$0	\$0	\$0	\$0
Intergovernmental Revenue	\$1,503,434	\$1,540,335	\$1,242,183	\$0	\$1,242,183
Charges for Service	\$0	\$0	\$0	\$0	\$0
Miscellaneous Revenue	\$0	\$0	\$0	\$0	\$0
Other Financing Sources	\$0	\$0	\$0	\$0	\$0
<b>Total Revenue</b>	<b>\$1,503,434</b>	<b>\$1,540,335</b>	<b>\$1,242,183</b>	<b>\$0</b>	<b>\$1,242,183</b>
Salaries and Benefits	\$69,845	\$103,992	\$554,365	\$0	\$554,365
Services and Supplies	\$0	\$6,615	\$7,445	\$0	\$7,445
Other Charges	\$8,877	\$7,059	\$5,438	\$0	\$5,438
Fixed Assets	\$0	\$0	\$0	\$0	\$0
Other Financing Uses	\$775,786	\$1,168,021	\$1,019,339	\$0	\$1,019,339
Equity	\$0	\$0	\$0	\$0	\$0
Intrafund	\$0	\$0	\$0	\$0	\$0
Contingencies	\$0	\$0	\$0	\$0	\$0
<b>Gross Costs</b>	<b>\$854,508</b>	<b>\$1,285,687</b>	<b>\$1,586,587</b>	<b>\$0</b>	<b>\$1,586,587</b>
Fund Balance	(\$648,926)	(\$254,648)	\$344,404	\$0	\$344,404
<b>Net County Cost</b>	<b>\$0</b>	<b>\$0</b>	<b>\$0</b>	<b>\$0</b>	<b>\$0</b>

\*Net county cost carryover savings included in the 2015-2016 Recommended Final Budget is \$0.

## **PROGRAM DISCUSSION**

The Youthful Offender Block Grant was established to provide resources for the custody and parole of youthful offenders to age 21. This funding must be used for those minors who can no longer be sent to the State Division of Juvenile Justice, or are at risk of being sent.

One officer within Juvenile Supervision allocated to Probation – Institutions will continue to be funded from this source, in addition to the position currently allocated here.

Additionally, this funding will be used for staffing and operation costs associated with the Juvenile Commitment Facility, consistent with the intent of YOBG funding. As part of the 2014-2015 Mid-Year Financial Report, four Probation Corrections Officer II positions, previously funded positions at the facility were transferred to the Youthful Offender Block Grant, in addition to three new positions (one Crime Analyst and two Probation Correctional Officer III positions).

## **STAFFING IMPACTS**

### **Adopted Proposed Budget**

There were no requested changes to the current level of staffing.

Total current authorized positions— 8

### **Final Budget**

There are no requested changes to the current level of staffing.

Total current authorized positions— 8

## **BUDGET RECOMMENDATIONS**

### **Adopted Proposed Budget**

It is recommended that a budget of \$1,586,587 be approved for Probation – Youthful Offender Block Grant. This budget is funded by \$1,242,183 in estimated department revenue, and a contribution of \$344,404 in departmental fund balance.

There are no recommended changes to the current level of staffing.

Total recommended authorized positions— 8

### **Final Budget**

There are no recommended changes in funding to this budget.

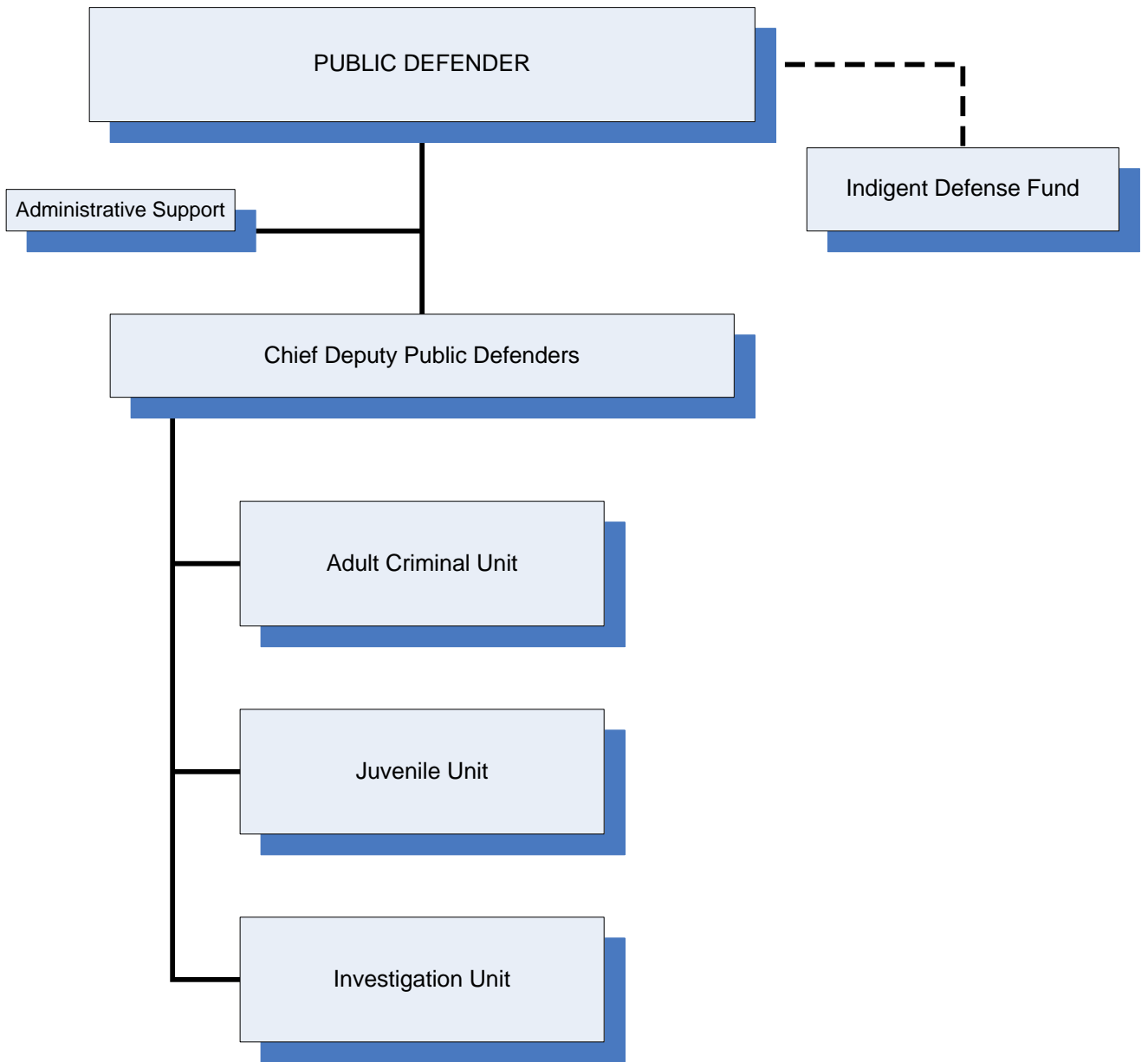
There are no recommended changes to the current level of staffing.

Total recommended authorized positions—8



**STANISLAUS COUNTY  
PUBLIC DEFENDER**

---



Revised May 2009



**CRIMINAL JUSTICE/PUBLIC PROTECTION**  
**Judicial**

**PUBLIC DEFENDER**  
**Tim Bazar, Public Defender**

<b>BUDGET AT A GLANCE</b>	
Gross Costs	\$10,657,312
Total Revenue	\$941,616
Fund Balance/Retained Earnings	\$0
<b>Net County Cost</b>	<b>\$9,715,696</b>
Total Recommended Staffing	45
% Funded by Local Discretionary Funds	91.2%

**MISSION STATEMENT**

The mission of the Public Defender’s Office is to provide vigorous and effective representation of indigents. The Public Defender’s Office duties are mandated by the United States and State of California Constitutions and Statutes enacted by the California Legislature. The Public Defender’s Office represents clients accused of crimes, those involved in dependency matters, those accused of criminal contempt and people who are facing involuntary mental health commitment.

**ACCOMPLISHMENTS AND OBJECTIVES**

The Accomplishments of 2014-2015 and Objectives for the 2015-2016 Fiscal Year for the Public Defender include:

<b>FISCAL YEAR 2014-2015 ACCOMPLISHMENTS</b>	<b>FISCAL YEAR 2015-2016 OBJECTIVES</b>
<ul style="list-style-type: none"> <li>◆ Completed the Petitions and related hearings for over 50 three-strike-defendants under Proposition 36.</li> <li>◆ Filed hundreds of Petitions for Sentence Reduction under Proposition 47.</li> <li>◆ Continued to adjust to legal changes that were the result of California Justice Realignment.</li> <li>◆ Provided representation in over 14,400 cases.</li> </ul>	<ul style="list-style-type: none"> <li>◆ Rebuild investigative branch of the Office as part of the Counties Criminal Justice Restoration Initiative.</li> <li>◆ File hundreds of Petitions for sentence reduction for those convicted in the past of drug possession or theft of property of a value of less than \$950.</li> <li>◆ Provide excellent representation to all the clients of the Stanislaus County Public Defender.</li> </ul>

**BUDGETS WITHIN THE PUBLIC DEFENDER INCLUDE:**

- ◆ Public Defender
- ◆ Indigent Defense

**STANISLAUS COUNTY, CALIFORNIA**  
**Fiscal Year 2015-2016**



**CRIMINAL JUSTICE/PUBLIC PROTECTION**  
**Judicial**

**PUBLIC DEFENDER**

Budget Unit 0100 0027000  
 General Fund

**SERVICES PROVIDED**

When the State or Federal law requires that an indigent person appearing in a Stanislaus County Court have legal representation, the Public Defender is appointed. The vast majority of those people who are charged with a crime in the County, except in the case of a conflict, are represented by the Public Defender's Office. These charges range from murder to driving without a license. The Public Defender's Office is also appointed to represent those who face an involuntary conservatorship or who face a loss of parental rights in child dependency matters.

<b>Public Defender</b>					
<b>Classification</b>	<b>2013-2014 Actual</b>	<b>2014-2015 Actual</b>	<b>2015-2016 Adopted Proposed</b>	<b>2015-2016 Recommended Adjustments</b>	<b>2015-2016 Recommended Final Budget</b>
Taxes	\$0	\$0	\$0	\$0	\$0
Licenses, Permits, Franchises	\$0	\$0	\$0	\$0	\$0
Fines, Forfeitures, Penalties	\$0	\$0	\$0	\$0	\$0
Revenue from use of Assets	\$0	\$0	\$0	\$0	\$0
Intergovernmental Revenue	\$324,385	\$313,927	\$611,263	\$50,000	\$661,263
Charges for Service	\$365,467	\$383,261	\$190,353	\$0	\$190,353
Miscellaneous Revenue	\$3,925	\$381	\$0	\$0	\$0
Other Financing Sources	\$0	\$8,343	\$0	\$0	\$0
<b>Total Revenue</b>	<b>\$693,777</b>	<b>\$705,912</b>	<b>\$801,616</b>	<b>\$50,000</b>	<b>\$851,616</b>
Salaries and Benefits	\$4,593,778	\$4,941,462	\$4,866,348	\$178,714	\$5,045,062
Services and Supplies	\$395,014	\$428,685	\$372,951	\$0	\$372,951
Other Charges	\$205,654	\$262,780	\$289,839	\$0	\$289,839
Fixed Assets	\$0	\$0	\$0	\$0	\$0
Other Financing Uses	\$168,559	\$0	\$0	\$0	\$0
Equity	\$0	\$0	\$0	\$0	\$0
Intrafund	\$46,454	\$39,106	\$68,000	\$0	\$68,000
Contingencies	\$0	\$0	\$220,000	\$0	\$220,000
<b>Gross Costs</b>	<b>\$5,409,459</b>	<b>\$5,672,033</b>	<b>\$5,817,138</b>	<b>\$178,714</b>	<b>\$5,995,852</b>
Fund Balance	\$0	\$0	\$0	\$0	\$0
<b>Net County Cost</b>	<b>\$4,715,682</b>	<b>\$4,966,121</b>	<b>\$5,015,522</b>	<b>\$128,714</b>	<b>\$5,144,236</b>

\*Net county cost carryover savings included in the 2015-2016 Recommended Final Budget is \$128,714.

**PROGRAM DISCUSSION**

At the proposed level of funding, the Department can maintain all of the services that have historically been provided. The enhanced investigative resources of the Department will aid in the timely resolution of matters and help assure that all relevant facts are brought before the Court.

The last several years have seen major changes in the criminal justice system in California. The Governor and Legislature proposed and then passed what became known as Criminal Justice Realignment. Realignment changed where many people convicted of felonies served their sentences, moving many from state prison to local county jail. This change caused a sharp increase in the number of people sentenced to serve time in local jail and an increase in the number of individuals who were being supervised by the Stanislaus County Probation Department following their jail sentence. With

Realignment came an increase in the number of felony matters where the Stanislaus County Public Defender's Office was appointed as counsel.

Shortly after the enactment of Realignment the public voted in favor of Proposition 36. This proposition allowed certain state prisoners who were serving sentences under California's three-strikes law to petition for sentence reduction. It also reduced the number of defendants who faced a possible life sentence under the three-strikes law. The Stanislaus County Public Defender represented almost all of the defendants who petitioned for sentence reduction under this proposition.

Most recently the voters enacted Proposition 47. This proposition changed simple drug possession offences from felonies to misdemeanors. It also caused most theft related offences where the amount stolen was less than \$950 to be misdemeanors. Finally the proposition allowed those who had previously been convicted of drug possession and/or the theft offences to petition for reduction of their sentence. This office filed hundreds of petitions asking that either the charges be reduced in accord with this proposition or that a sentence previously imposed be reduced. Many more of these petitions will be pursued this coming fiscal year by the department. During the first few months of 2015 the Stanislaus County Public Defender's Office saw a decrease in the number of felony matters upon which it was appointed and an increase in the number of misdemeanor cases.

It is very difficult to predict the long term effect any and all of these changes in the law will have on crime in Stanislaus County. In the short term it appears that Realignment caused an increase in felony cases and Proposition 47 may be responsible for a drop in the number of felony matters in which the office is appointed.

In Fiscal Year 2014-2015 the Board of Supervisors approved recommendations to support Public Safety Restoration to fund critical public safety services in four departments, the Public Defender being one of them. The Board approved funding of up to \$4 million in Fiscal Year 2015-2016 to support full-time positions. The Public Defender's share of the \$4 million is \$220,000, of which is recommended to be funded in departmental contingencies and will be transferred as positions are filled.

## **STAFFING IMPACTS**

### **Adopted Proposed Budget**

There were no requested changes to the current level of staffing.

Total current authorized positions— 42

### **Final Budget**

The Department is requesting to restore one unfunded Legal Clerk III position and reclassify downward to a block-budgeted Administrative Clerk II. The Department is also requesting to add two new block-budgeted Administrative Clerk II positions. Additional clerical support is needed as a result of increased workload due to AB109 and Prop 47 and the printing of electronic discovery received from the District Attorney's Office. This work is currently being performed by temporary employees and these new full-time clerical positions will replace the temporary staff to assure compliance with County Ordinance 3.65 related to contracting with temporary staffing firms.

Total current authorized positions— 42

## **BUDGET RECOMMENDATIONS**

### **Adopted Proposed Budget**

It is recommended that a budget of \$5,817,138 be approved for the Public Defender. This budget is funded from \$801,616 in estimated department revenue and a \$5,015,522 contribution from the General Fund.

There are no recommended changes to the current level of staffing.

Total recommended authorized positions— 42

### **Final Budget**

The Department is requesting an increase of \$50,000 in estimated revenue and appropriations to fund one Administrative Clerk II position. Funding for this position is from realignment revenue. Additionally, the Department is requesting two new block budgeted Administrative Clerk II positions to be funded with existing appropriations previously used to fund temporary clerical staff.

Departments that achieved savings in appropriations are able to carry forward 100% of their unused net county cost savings from prior fiscal years and 75% of their 2014-2015 net county cost savings. The Public Defender is requesting an increase in appropriations of \$128,714 to reflect the carry forward of net county cost savings earned in prior fiscal years. The Department is planning to use the carry forward to fund positions that were approved as part of the Public Safety Restoration in the 2015-2016 Fiscal Year.

The department requests for Final Budget are recommended in full. It is recommended that a budget of \$5,995,852 be approved for the Public Defender. This budget is funded from \$851,616 in estimated department revenue and a \$5,144,236 contribution from the General Fund.

It is recommended to restore one unfunded Legal Clerk III position and reclassify downward to a block-budgeted Administrative Clerk II position and add two new block-budgeted Administrative Clerk II positions.

Total recommended authorized positions— 45

**STANISLAUS COUNTY, CALIFORNIA**  
**Fiscal Year 2015-2016**



**CRIMINAL JUSTICE/PUBLIC PROTECTION**  
**Judicial**

**PUBLIC DEFENDER—INDIGENT DEFENSE**

Budget Unit 0100 0027500  
 General Fund

**SERVICES PROVIDED**

The Federal and State constitutions require that an indigent who is charged with a crime, the conviction of which could result in incarceration, must be provided with legal counsel. The cost of providing counsel falls on county government in the State of California. This budget funds those costs for indigent defense that are not provided by the Public Defender's Office. When the Public Defender's Office is unable to represent an indigent individual because of a legal conflict of interest, separate counsel must be provided. For this purpose, the County contracts with two local law firms. When these firms are unable to provide representation, the services of a member of the local criminal bar defense panel are retained. The cost of the yearly contract with these two firms and the panel attorneys are paid from this fund. In addition, any expert witness fees or investigation costs that arise in these cases are paid from the fund.

<b>Public Defender - Indigent Defense</b>					
<b>Classification</b>	<b>2013-2014 Actual</b>	<b>2014-2015 Actual</b>	<b>2015-2016 Adopted Proposed</b>	<b>2015-2016 Recommended Adjustments</b>	<b>2015-2016 Recommended Final Budget</b>
Taxes	\$0	\$0	\$0	\$0	\$0
Licenses, Permits, Franchises	\$0	\$0	\$0	\$0	\$0
Fines, Forfeitures, Penalties	\$0	\$0	\$0	\$0	\$0
Revenue from use of Assets	\$0	\$0	\$0	\$0	\$0
Intergovernmental Revenue	\$0	\$0	\$90,000	\$0	\$90,000
Charges for Service	\$90,000	\$90,000	\$0	\$0	\$0
Miscellaneous Revenue	\$0	\$0	\$0	\$0	\$0
Other Financing Sources	\$0	\$0	\$0	\$0	\$0
<b>Total Revenue</b>	<b>\$90,000</b>	<b>\$90,000</b>	<b>\$90,000</b>	<b>\$0</b>	<b>\$90,000</b>
Salaries and Benefits	\$0	\$0	\$0	\$0	\$0
Services and Supplies	\$3,773,315	\$4,767,998	\$4,661,460	\$0	\$4,661,460
Other Charges	\$0	\$0	\$0	\$0	\$0
Fixed Assets	\$0	\$0	\$0	\$0	\$0
Other Financing Uses	\$0	\$0	\$0	\$0	\$0
Equity	\$0	\$0	\$0	\$0	\$0
Intrafund	\$0	\$0	\$0	\$0	\$0
Contingencies	\$0	\$0	\$0	\$0	\$0
<b>Gross Costs</b>	<b>\$3,773,315</b>	<b>\$4,767,998</b>	<b>\$4,661,460</b>	<b>\$0</b>	<b>\$4,661,460</b>
Fund Balance	\$0	\$0	\$0	\$0	\$0
<b>Net County Cost</b>	<b>\$3,683,315</b>	<b>\$4,677,998</b>	<b>\$4,571,460</b>	<b>\$0</b>	<b>\$4,571,460</b>

\*Net county cost carryover savings included in the 2015-2016 Recommended Final Budget is \$0.

**PROGRAM DISCUSSION**

The proposed level of funding may be insufficient to pay the cost of providing these services for the entire fiscal year. Throughout Fiscal Year 2014-2015 this fund projected a shortfall by the end of the fiscal year. To address this exposure the fund was increased in the 2014-2015 Mid-Year Financial Report with a transfer of an additional \$680,000 from the Appropriations for Contingencies fund. The increase in costs was largely associated with the defense of a number of murder cases currently pending in Stanislaus County. Several of the cases pending involve multiple defendants. Such cases

have generally proven to be the most costly to defend in the past. While it is very hard to predict what the cost of providing these services will be this coming fiscal year, it seems likely that the costs will be substantially the same as last fiscal year.

Further adjustment to this budget includes \$20,000 transfer approved at Mid-Year 2014-2014 from the Appropriations for Contingencies for Conflicts II, one quarter costs. The 2015-2016 base budget has been increased by \$187,320 to recognize the additional full year costs of the Conflicts contracts, inclusive of monthly compensation amounts approved by the Board of Supervisors on June 24, 2014.

Included in revenue and appropriations is \$90,000 in anticipated funds. These funds have been transfer in each of the last two fiscal years as part of the Community Corrections Partnership implementation of the 2011 California Criminal Justice Realignment. It is anticipated that these funds will be part of the next phase of realignment which will come before the Stanislaus County Board of Supervisor later this year. These funds cover expenses incurred by the Indigent Defense Fund for realignment matters where the Public Defender has a legal conflict of interest.

## **STAFFING IMPACTS**

### **Adopted Proposed Budget**

Total current authorized positions— 0

### **Final Budget**

Total current authorized positions— 0

## **BUDGET RECOMMENDATIONS**

### **Adopted Proposed Budget**

It is recommended that a budget of \$4,661,460 be approved for the Public Defender – Indigent Defense. This budget is funded by \$90,000 in estimated department revenue and a \$4,571,460 contribution from the General Fund.

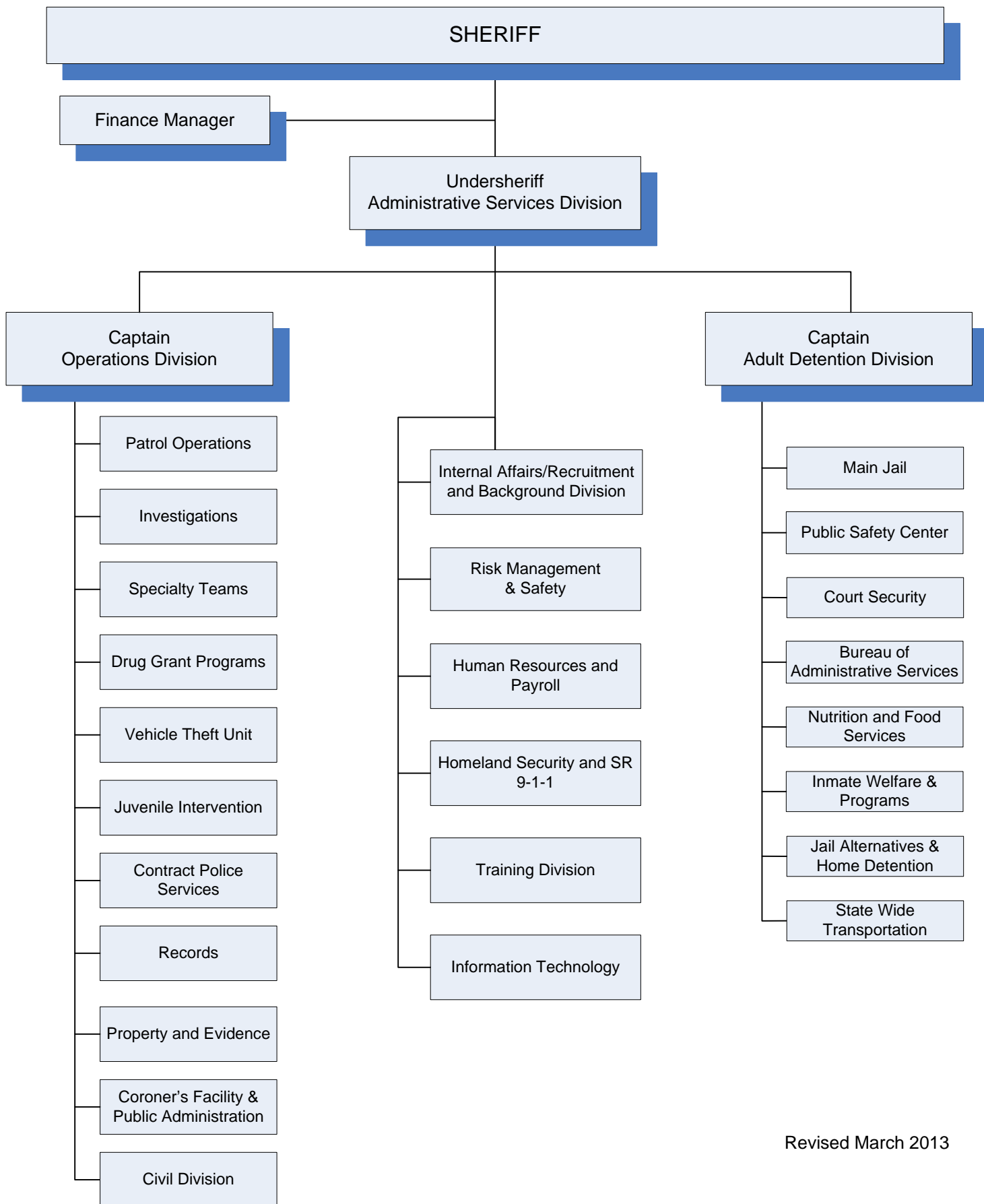
Total recommended authorized positions— 0

### **Final Budget**

There are no recommended changes in funding to this budget.

Total recommended authorized positions— 0

# STANISLAUS COUNTY SHERIFF'S DEPARTMENT



Revised March 2013



**STANISLAUS COUNTY, CALIFORNIA**  
**Fiscal Year 2015-2016**



**CRIMINAL JUSTICE/PUBLIC PROTECTION**  
**Police Protection**

**SHERIFF**  
**Adam Christianson,**  
**Sheriff Coroner**  
**and Public Administrator**

<b>BUDGET AT A GLANCE</b>	
Gross Costs	\$99,528,082
Total Revenue	\$32,921,547
Fund Balance/Retained Earnings	\$1,193,446
<b>Net County Cost</b>	<b>\$65,413,089</b>
Total Recommended Staffing	623
% Funded by Local Discretionary Funds	65.7%

**MISSION STATEMENT**

We, the members of the Stanislaus County Sheriff's Department, are dedicated to serve and protect the community to the highest standard of professionalism and ethical conduct by ENFORCEMENT, PREVENTION and EDUCATION in partnership throughout our community.

**ACCOMPLISHMENTS AND OBJECTIVES**

The Accomplishments of 2014-2015 and Objectives for the 2015-2016 Fiscal Year for the Sheriff include:

<b>FISCAL YEAR 2014-2015 ACCOMPLISHMENTS</b>	<b>FISCAL YEAR 2015-2016 OBJECTIVES</b>
<ul style="list-style-type: none"> <li>◆ Re-opened Inmate Work Quarters at the downtown Men's Jail.</li> <li>◆ Broke ground on AB900 Phase II Public Safety Facility.</li> <li>◆ Initiated Design phase on SB1022 project.</li> <li>◆ Reactivated the POST Regular Basic Course at the Ray Simon Regional Criminal Justice Training Center, which had been temporarily suspended in January 2010.</li> <li>◆ Initiated the new Deputy Sheriff Intern Program to bring interested candidates into the organization much earlier in their careers.</li> <li>◆ Began renovation of the vacant County property to house the newly designed Coroner's Facility that will meet the public's Coroner needs now and into the future.</li> <li>◆ Restructured the Administration Division under the leadership of the new Administrative Captain.</li> <li>◆ Hired and began training a Crime Analyst to assist in identifying and targeting crime trends within the County.</li> </ul>	<ul style="list-style-type: none"> <li>◆ Conclude Design phase and break ground on SB1022 facility for Re-Entry and Enhanced Alternatives to Custody Center (REACT Center).</li> <li>◆ Complete the first and second classes of the reactivated POST Regular Basic Course at the Ray Simon Regional Criminal Justice Training Center.</li> <li>◆ Move into the newly renovated Sheriff's Coroner Facility at County Center III.</li> <li>◆ Complete the first phase of the Public Safety Restoration passed by the Board of Supervisors on March 6, 2015. The first phase will allow the Sheriff to increase the number of deputies working patrol, general crimes, and return deputies to regional task forces such as the Stanislaus County Auto Theft Task Force (STANCATT).</li> <li>◆ Redeploy the Sheriff's Team Investigating Narcotics and Gangs (STING).</li> <li>◆ Complete staffing plan and begin hiring to fill positions associated with the completion of the AB900 Phase II Public Safety Facility Expansion project.</li> </ul>

**BUDGETS WITHIN THE SHERIFF'S DEPARTMENT INCLUDE:**

- ◆ Administration
- ◆ CAL ID Program
- ◆ CAL-MMET Program
- ◆ Civil Process Fee
- ◆ Contract Cities
- ◆ Court Security
- ◆ Dedicated Funds
- ◆ Detention
- ◆ Driver Training Program
- ◆ Jail Commissary/Inmate Welfare
- ◆ Justice Assistance Grant
- ◆ Operations
- ◆ Vehicle Theft Unit

**STANISLAUS COUNTY, CALIFORNIA**  
**Fiscal Year 2015-2016**



**CRIMINAL JUSTICE/PUBLIC PROTECTION**  
**Police Protection**

**SHERIFF—ADMINISTRATION**

Budget Unit 0100 0028100  
 General Fund

**SERVICES PROVIDED**

The Administrative Division of the Sheriff's Department provides for the management, policy direction and oversight of all functions of the Sheriff's Department including specific responsibility for professional standards, human resources, recruitment, labor agreements, compliance, internal affairs, personnel matters, purchasing, payroll, accounting, budgeting, grant and contract management and information technology.

<b>Sheriff - Administration</b>					
<b>Classification</b>	<b>2013-2014 Actual</b>	<b>2014-2015 Actual</b>	<b>2015-2016 Adopted Proposed</b>	<b>2015-2016 Recommended Adjustments</b>	<b>2015-2016 Recommended Final Budget</b>
Taxes	\$0	\$0	\$0	\$0	\$0
Licenses, Permits, Franchises	\$0	\$0	\$0	\$390,000	\$390,000
Fines, Forfeitures, Penalties	\$0	\$0	\$0	\$1,000	\$1,000
Revenue from use of Assets	\$354	\$1,583	\$0	\$0	\$0
Intergovernmental Revenue	\$0	\$54,714	\$0	\$0	\$0
Charges for Service	\$369,235	\$333,497	\$222,112	\$322,000	\$544,112
Miscellaneous Revenue	\$18,969	\$25,651	\$0	\$12,800	\$12,800
Other Financing Sources	\$0	\$28,498	\$0	\$150,000	\$150,000
<b>Total Revenue</b>	<b>\$388,558</b>	<b>\$443,943</b>	<b>\$222,112</b>	<b>\$875,800</b>	<b>\$1,097,912</b>
Salaries and Benefits	\$3,879,419	\$3,994,161	\$4,063,294	\$3,289,838	\$7,353,132
Services and Supplies	\$643,658	\$698,715	\$780,164	\$337,028	\$1,117,192
Other Charges	\$346,661	\$364,550	\$370,210	\$293,642	\$663,852
Fixed Assets					
Equipment	\$60,587	\$111,832	\$282,698	\$175,000	\$457,698
Other Financing Uses	\$128,639	\$0	\$0	\$10,000	\$10,000
Equity	\$0	\$0	\$0	\$0	\$0
Intrafund	\$1,100	\$2,425	\$250	(\$39,400)	(\$39,150)
Contingencies	\$0	\$0	\$0	\$0	\$0
<b>Gross Costs</b>	<b>\$5,060,064</b>	<b>\$5,171,683</b>	<b>\$5,496,616</b>	<b>\$4,066,108</b>	<b>\$9,562,724</b>
<b>Fund Balance</b>	<b>\$0</b>	<b>\$0</b>	<b>\$0</b>	<b>\$0</b>	<b>\$0</b>
<b>Net County Cost</b>	<b>\$4,671,506</b>	<b>\$4,727,740</b>	<b>\$5,274,504</b>	<b>\$3,190,308</b>	<b>\$8,464,812</b>

\*Net county cost carryover savings included in the 2015-2016 Recommended Final Budget is \$0.

**PROGRAM DISCUSSION**

At the proposed level of funding, the Department can maintain the administrative functions associated with the Sheriff's office. The Administration Division has oversight of the overhead functions related to the Sheriff's Department including Human Resources, Payroll, Finance, and Backgrounds. The Department has undertaken an ambitious effort to fill the Department's remaining vacant positions and an additional 16 deputy positions and 2 Lieutenant positions that were implemented as a part of the Public Safety Restoration. This effort will take extensive work conducted by ex-law enforcement professionals who work as Personal Services Contractors or extra-help staff to complete all of the background checks, which are necessary to fill our academy slots and eventually fill the vacancies within the Department.

The Sheriff's Department has a total fleet of 356 vehicles in the Department; of those 173 meet the minimum age and mileage requirements to be considered for replacement under the Fleet Purchasing Policy. In cooperation with General Services Agency Fleet Services, the Department is requesting to replace three vehicles for Sheriff – Administration in Fiscal Year 2015-2016. These vehicles are used by Administration, IT and Internal Affairs to conduct law enforcement services. These vehicles will be replaced with similar vehicles and options that are necessary for the environment the vehicles operate in. The cost of the vehicles is estimated to total \$69,500 and will be funded with a contribution from the General Fund.

The Department currently uses a product called "In-Time" to help manage complex departmental scheduling. The software updates were allowed to lapse due to the lack of available funding in previous fiscal years. The Department has requested an adjustment of \$90,198 in funding to upgrade the system for deployment across the Department so that the Department can comply with all of the complex MOU staffing provisions. This adjustment has been recommended.

## **STAFFING IMPACTS**

### **Adopted Proposed Budget**

The Department is requesting to transfer out one Storekeeper II position and one Lieutenant position to Operations to align positions with current job assignments.

Total current authorized positions— 36

### **UNFUNDED REQUESTED ADJUSTMENTS:**

The Department's budget request included critical needs for which funding has not been identified:

For General Fund departments, the Chief Executive Office reduced budgets to assume a 5% vacancy rate for all allocated positions. Departments with 10 or fewer employees are exempt from the 5% vacancy factor. Sheriff – Administration 5% vacancy rate was calculated at \$195,526. The Department has requested this amount as an unmet need in anticipation of filling all or the majority of the allocated positions. If the 5% vacancy does not materialize by mid-year, the Department will be funded the amount of the shortfall up to \$195,526 if needed to maintain a positive budget balance.

### **Final Budget**

The Department is requesting to transfer in 48 positions to Administration:

- ♦ Two Administrative Clerk II positions from Operations
- ♦ Twenty-five Legal Clerk III positions from Operations
- ♦ Six Legal Clerk IV positions from Operations
- ♦ One Manager II position from Operations
- ♦ Six Supervising Legal Clerk II positions from Operations
- ♦ One Stock/Delivery Clerk II position from Operations
- ♦ Four Deputy Sheriff positions from Operations
- ♦ One Lieutenant position from Operations
- ♦ One Sergeant position from Operations
- ♦ One Legal Clerk IV from Contract Cities

The Department is also requesting to transfer out one position from Administration:

- ♦ One Deputy Sheriff to Operations

Total current authorized positions— 34

## **BUDGET RECOMMENDATIONS**

### **Adopted Proposed Budget**

It is recommended that a budget of \$5,496,616 be approved for Sheriff - Administration. This budget is funded by \$222,112 in estimated department revenue, and a contribution of \$5,274,504 from the General Fund.

It is also recommended to transfer out one Storekeeper II position and one Lieutenant position to Operations.

Total recommended authorized positions— 34

### **Final Budget**

The Department is requesting an increase of \$875,800 in estimated revenue and \$4,066,108 in appropriations. Three programs have been identified in Sheriff – Operations to be moved to Sheriff – Administration: Civil, Records and Volunteers. This will allow the Department to maintain better accounting records of actual operations compared to estimated revenue and appropriations, and in alignment with their organization structure.

In the 2015-2016 Adopted Proposed Budget the Board of Supervisors approved \$90,198 of one-time costs to upgrade the In-Time scheduling system. Upon further review, the Department determined that a cloud based version of In-Time would be a more cost effective option going forward due to the reduced impact on the Sheriff's IT department. The cost of this cloud option is \$97,500 for two years. An increase in appropriations is not requested at this time. After the two year trial the Department will review the system to determine the best system option going forward.

The department requests for Final Budget are recommended in full. It is recommended that a budget of \$9,562,724 be approved for Sheriff - Administration. This budget is funded by \$1,097,912 in estimated department revenue, and a contribution of \$8,464,812 from the General Fund.

It is recommended to transfer in 48 positions:

- ♦ Two Administrative Clerk II positions from Operations
- ♦ Twenty-five Legal Clerk III positions from Operations
- ♦ Six Legal Clerk IV positions from Operations
- ♦ One Manager II position from Operations
- ♦ Six Supervising Legal Clerk II positions from Operations
- ♦ One Stock/Delivery Clerk II position from Operations
- ♦ Four Deputy Sheriff positions from Operations
- ♦ One Lieutenant position from Operations
- ♦ One Sergeant position from Operations
- ♦ One Legal Clerk IV from Contract Cities

It is also recommended to transfer out one position:

- ♦ One Deputy Sheriff to Operations

Total recommended authorized positions— 81

**STANISLAUS COUNTY, CALIFORNIA**  
**Fiscal Year 2015-2016**



**CRIMINAL JUSTICE/PUBLIC PROTECTION**  
**Other Protection**

**SHERIFF—CAL ID PROGRAM**

Budget Unit 1703 0028600  
 Special Revenue Fund

**SERVICES PROVIDED**

The Sheriff's California Identification Program (CAL-ID) is a statewide fingerprint identification system that is monitored by the Department of Justice. This identification system is currently being expanded to include both fingerprint and mug shot communication with officers in the field in the Sheriff's Department Records Division and the State of California. A Joint Powers Agreement between the nine incorporated cities and the County is in place. The governing board is the Remote Access Network (RAN). The RAN Board is comprised of law enforcement officials from agencies within the County and a member from the Board of Supervisors.

**FUND/CASH BALANCE**

As of July 1, 2015, this fund had a positive fund balance of \$519,058 compared to the July 1, 2014 positive balance of \$476,667. This increase is due to expenses coming in less than budgeted. The Department anticipates using \$106,130 of fund balance in Fiscal Year 2015-2016 to purchase new equipment and maintain previously purchased equipment. Cash is tracking similar to fund balance.

<b>Sheriff - CAL ID Program</b>					
<b>Classification</b>	<b>2013-2014 Actual</b>	<b>2014-2015 Actual</b>	<b>2015-2016 Adopted Proposed</b>	<b>2015-2016 Recommended Adjustments</b>	<b>2015-2016 Recommended Final Budget</b>
Taxes	\$0	\$0	\$0	\$0	\$0
Licenses, Permits, Franchises	\$0	\$0	\$0	\$0	\$0
Fines, Forfeitures, Penalties	\$0	\$0	\$0	\$0	\$0
Revenue from use of Assets	\$5,096	\$3,145	\$0	\$0	\$0
Intergovernmental Revenue	\$432,705	\$442,197	\$425,000	\$0	\$425,000
Charges for Service	\$0	\$0	\$0	\$0	\$0
Miscellaneous Revenue	\$0	\$0	\$0	\$0	\$0
Other Financing Sources	\$0	\$0	\$0	\$0	\$0
<b>Total Revenue</b>	<b>\$437,801</b>	<b>\$445,342</b>	<b>\$425,000</b>	<b>\$0</b>	<b>\$425,000</b>
Salaries and Benefits	\$72,567	\$83,122	\$83,457	\$0	\$83,457
Services and Supplies	\$318,039	\$313,657	\$441,650	\$0	\$441,650
Other Charges	\$6,408	\$5,308	\$6,023	\$0	\$6,023
Fixed Assets	\$0	\$0	\$0	\$0	\$0
Other Financing Uses	\$2,161	\$0	\$0	\$0	\$0
Equity	\$0	\$0	\$0	\$0	\$0
Intrafund	\$0	\$0	\$0	\$0	\$0
Contingencies	\$0	\$0	\$0	\$0	\$0
<b>Gross Costs</b>	<b>\$399,175</b>	<b>\$402,087</b>	<b>\$531,130</b>	<b>\$0</b>	<b>\$531,130</b>
<b>Fund Balance</b>	<b>(\$38,626)</b>	<b>(\$43,255)</b>	<b>\$106,130</b>	<b>\$0</b>	<b>\$106,130</b>
<b>Net County Cost</b>	<b>\$0</b>	<b>\$0</b>	<b>\$0</b>	<b>\$0</b>	<b>\$0</b>

\* Net county cost carryover savings included in the 2015-2016 Recommended Final Budget is \$0.

**PROGRAM DISCUSSION**

At the proposed level of funding, the Sheriff's California Identification Program (CAL-ID) can maintain the existing assets and support the County's LiveScan and Automated Fingerprint Identification System (AFIS).

## **STAFFING IMPACTS**

### **Adopted Proposed Budget**

There were no requested changes to the current level of staffing.

Total current authorized positions— 1

### **Final Budget**

As part of the 2014-2015 Mid-Year Budget, it was recommended to study a reclassification request of a Systems Technician I position at the Sheriff's Department. The study has been completed in collaboration with the County's IT Department, Strategic Business Technology. This position is required to support the hardware and software needs of the Department which includes providing help desk and end users support. The duties and responsibilities of this position are more in line with a block-budgeted Application Specialist II.

Total current authorized positions— 1

## **BUDGET RECOMMENDATIONS**

### **Adopted Proposed Budget**

It is recommended that a budget of \$531,130 be approved for Sheriff – CAL ID Program. This budget is funded by \$425,000 in estimated department revenue and \$106,130 in departmental fund balance.

There are no recommended changes to the current level of staffing.

Total recommended authorized positions— 1

### **Final Budget**

There are no recommended changes in funding to this budget.

It is recommended to reclassify upward one Systems Technician I position to a block-budgeted Application Specialist II.

Total recommended authorized positions— 1

**STANISLAUS COUNTY, CALIFORNIA**  
**Fiscal Year 2015-2016**



**CRIMINAL JUSTICE/PUBLIC PROTECTION**  
**Police Protection**

**SHERIFF—CAL-MMET PROGRAM**

Budget Unit 1780 0028889  
 Special Revenue Fund

**SERVICES PROVIDED**

The California Multi-jurisdictional Methamphetamine Enforcement Taskforce (Cal-MMET) is funded by the State Office of Emergency Management Agency (Cal-EMA) formerly the State Office of Homeland Security/Office of Emergency Services and was originally planned to cover a three-year period (This grant was funded previously by the Office of Criminal Justice Planning). This program combats multi-drug trafficking and manufacturing organizations in Stanislaus County and the Central Valley of California.

**FUND/CASH BALANCE**

As of July 1, 2015, this fund had a positive fund balance of \$856,637 compared to the July 1, 2014 positive balance of \$619,941. This increase is due to vacant positions in the Cal-MMET budget. The Department anticipates using \$99,915 of fund balance in Fiscal Year 2015-2016. Cash is tracking similar to fund balance.

<b>Sheriff - CAL-MMET</b>					
<b>Classification</b>	<b>2013-2014 Actual</b>	<b>2014-2015 Actual</b>	<b>2015-2016 Adopted Proposed</b>	<b>2015-2016 Recommended Adjustments</b>	<b>2015-2016 Recommended Final Budget</b>
Taxes	\$0	\$0	\$0	\$0	\$0
Licenses, Permits, Franchises	\$0	\$0	\$0	\$0	\$0
Fines, Forfeitures, Penalties	\$0	\$0	\$0	\$0	\$0
Revenue from use of Assets	\$0	\$0	\$0	\$0	\$0
Intergovernmental Revenue	\$731,656	\$719,914	\$680,000	\$0	\$680,000
Charges for Service	(\$4,468)	\$50,000	\$0	\$0	\$0
Miscellaneous Revenue	\$18,847	\$0	\$0	\$0	\$0
Other Financing Sources	\$0	\$0	\$0	\$0	\$0
<b>Total Revenue</b>	<b>\$746,035</b>	<b>\$769,914</b>	<b>\$680,000</b>	<b>\$0</b>	<b>\$680,000</b>
Salaries and Benefits	\$37,456	(\$3)	\$282,343	\$0	\$282,343
Services and Supplies	\$143,244	\$330,353	\$253,360	\$0	\$253,360
Other Charges	\$171,229	\$123,072	\$194,212	\$0	\$194,212
Fixed Assets					
Equipment	\$27,970	\$58,906	\$50,000	\$0	\$50,000
Other Financing Uses	\$742	\$0	\$0	\$0	\$0
Equity	\$0	\$0	\$0	\$0	\$0
Intrafund	\$0	\$0	\$0	\$0	\$0
Contingencies	\$0	\$0	\$0	\$0	\$0
<b>Gross Costs</b>	<b>\$380,641</b>	<b>\$512,327</b>	<b>\$779,915</b>	<b>\$0</b>	<b>\$779,915</b>
<b>Fund Balance</b>	<b>(\$365,394)</b>	<b>(\$257,587)</b>	<b>\$99,915</b>	<b>\$0</b>	<b>\$99,915</b>
<b>Net County Cost</b>	<b>\$0</b>	<b>\$0</b>	<b>\$0</b>	<b>\$0</b>	<b>\$0</b>

\*Net county cost carryover savings included in the 2015-2016 Recommended Final Budget is \$0.

**PROGRAM DISCUSSION**

At the proposed level of funding, the Department can maintain the Cal-MMET program. The Cal-MMET program funds the cost of one Sergeant, two Deputy Sheriffs from the Sheriff's Department, a Criminal Investigator in the District Attorney's Office, and a Modesto Police Department Investigator. Cal-MMET



works in partnership with the Stanislaus/San Joaquin initiative of the Central Valley High Intensity Drug Trafficking Area (HIDTA) and the Stanislaus Drug Enforcement Agency (SDEA). The purpose of the program is to reduce the manufacturing, trafficking, and distribution of methamphetamine, precursor chemicals, and other dangerous drugs by focusing efforts on the large scale and often violent organizations responsible through the implementation of cooperative and innovative strategies.

## **STAFFING IMPACTS**

### **Adopted Proposed Budget**

There were no requested changes to the current level of staffing.

Total current authorized positions— 3

### **Final Budget**

The Department is requesting to restore one unfunded Legal Clerk III position to provide clerical support services to the STING team. Additional clerical support will improve customer service to the community and provide improved reporting and statistical data collection for the unit.

Total current authorized positions— 3

## **BUDGET RECOMMENDATIONS**

### **Adopted Proposed Budget**

It is recommended that a budget of \$779,915 be approved for Sheriff – CAL-MMET. This budget is funded by \$680,000 in estimated department revenue and \$99,915 in departmental fund balance.

There are no recommended changes to the current level of staffing.

Total recommended authorized positions— 3

### **Final Budget**

There are no recommended changes in funding to this budget.

It is recommended to restore one unfunded Legal Clerk III position.

Total recommended authorized positions— 4

**STANISLAUS COUNTY, CALIFORNIA**  
**Fiscal Year 2015-2016**



**CRIMINAL JUSTICE/PUBLIC PROTECTION**  
**Police Protection**

**SHERIFF—CIVIL PROCESS FEE**

Budget Unit 1768 0028840  
 Special Revenue Fund

**SERVICES PROVIDED**

The Sheriff's Civil Process Fee Division provides timely and accurate civil process service to the citizens of Stanislaus County. This fund is mandated by Government Code Section 26720-26751 and is to be used solely for technical equipment and vehicles for the Civil Division. Revenue is generated through the process and service of court documents.

**FUND/CASH BALANCE**

As of July 1, 2015, this fund had a positive fund balance of \$1,574,153 compared to the July 1, 2014 positive balance of \$1,429,446. This increase is due to a greater amount of revenue received than anticipated. The Department anticipates using \$391,340 of fund balance to purchase a new software system to operate the Civil Division, upgrade the customer service counter area to provide bulletproof reinforcement to the counter and wall area surrounding the customer service area, and purchase three new vehicles. Cash is tracking similar to fund balance.

Sheriff - Civil Process Fee					
Classification	2013-2014 Actual	2014-2015 Actual	2015-2016 Adopted Proposed	2015-2016 Recommended Adjustments	2015-2016 Recommended Final Budget
Taxes	\$0	\$0	\$0	\$0	\$0
Licenses, Permits, Franchises	\$0	\$0	\$0	\$0	\$0
Fines, Forfeitures, Penalties	\$0	\$0	\$0	\$0	\$0
Revenue from use of Assets	\$0	\$0	\$0	\$0	\$0
Intergovernmental Revenue	\$0	\$0	\$0	\$0	\$0
Charges for Service	\$264,174	\$320,964	\$275,000	\$0	\$275,000
Miscellaneous Revenue	\$0	\$0	\$0	\$0	\$0
Other Financing Sources	\$0	\$0	\$0	\$0	\$0
<b>Total Revenue</b>	<b>\$264,174</b>	<b>\$320,964</b>	<b>\$275,000</b>	<b>\$0</b>	<b>\$275,000</b>
Salaries and Benefits	\$0	\$0	\$0	\$0	\$0
Services and Supplies	\$101,441	\$58,808	\$114,617	\$0	\$114,617
Other Charges	\$1,855	\$865	\$1,723	\$0	\$1,723
Fixed Assets					
Buildings & Improvements	\$0	\$0	\$100,000	\$0	\$100,000
Equipment	\$0	\$6	\$300,000	\$0	\$300,000
Other Financing Uses	\$99,368	\$116,578	\$150,000	\$0	\$150,000
Equity	\$0	\$0	\$0	\$0	\$0
Intrafund	\$0	\$0	\$0	\$0	\$0
Contingencies	\$0	\$0	\$0	\$0	\$0
<b>Gross Costs</b>	<b>\$202,664</b>	<b>\$176,257</b>	<b>\$666,340</b>	<b>\$0</b>	<b>\$666,340</b>
<b>Fund Balance</b>	<b>(\$61,510)</b>	<b>(\$144,707)</b>	<b>\$391,340</b>	<b>\$0</b>	<b>\$391,340</b>
<b>Net County Cost</b>	<b>\$0</b>	<b>\$0</b>	<b>\$0</b>	<b>\$0</b>	<b>\$0</b>

\*Net county cost carryover savings included in the 2015-2016 Recommended Final Budget is \$0.

**PROGRAM DISCUSSION**

At the proposed level of funding, the Civil Process Fee Division can maintain the existing level of services. The revenue for this budget is customer driven, as the number of civil process papers and orders come from the Court, there is a direct increase/decrease in the revenue collected by the Sheriff's

office for Civil Process Fee. A portion of the fees collected for civil process are deposited into a separate fund and used exclusively for the purchase and maintenance of automation equipment.

### **STAFFING IMPACTS**

#### **Adopted Proposed Budget**

Total current authorized positions— 0

#### **Final Budget**

Total current authorized positions— 0

### **BUDGET RECOMMENDATIONS**

#### **Adopted Proposed Budget**

It is recommended that a budget of \$666,340 be approved for Sheriff – Civil Process Fee. This budget is funded by \$275,000 in estimated department revenue and \$391,340 in departmental fund balance.

Total recommended authorized positions— 0

#### **Final Budget**

There are no recommended changes in funding to this budget.

Total recommended authorized positions— 0



**SHERIFF—CONTRACT CITIES**

Budget Unit 0100 0028239  
General Fund

**SERVICES PROVIDED**

Through the Sheriff – Contract Cities budget the Sheriff provides contractual law enforcement services for the cities of Riverbank, Patterson, Waterford and Hughson. The contract funds police services and all general law enforcement services as specified in the respective contract with each city. Each city government, in partnership with the Sheriff's Department, establishes the level of service to be provided. Law enforcement services are based upon a philosophy of community-oriented policing which is the foundation to ensure and maintain a safe community for the residents of and visitors to Stanislaus County.

**Hughson Police Services**

In September of 2001 the City of Hughson entered into an agreement for the County of Stanislaus to provide law enforcement services for the City of Hughson. On December 3, 2013 a new contract for law enforcement services was signed approved by the Board of Supervisors. The term of this new agreement is July 1, 2013 to June 30, 2016.

Both full-time and extra-help employees of the Stanislaus County Sheriff's Department staff Hughson Police Services. The City funds 33% of the Lieutenant who serves part of his time as the Police Chief, five Deputy Sheriff positions and one Legal Clerk are fully funded by the City of Hughson. One Sergeant Position is 50% funded by the City of Hughson and 50% funded by the City of Waterford. The Chief is no longer shared with Waterford.

The City of Hughson adopted their General Plan for the City on December 12, 2005. At that time, the City expressed a desire to increase their staffing ratio from .85 to 1.3 field officers per 1,000 residents to meet the needs of the projected growth in population. Due to the dramatic decrease in residential assessed values, and as a result of the housing market decline in California, the projected build-out within the City of Hughson will not occur until the housing market has recovered.

**Patterson Police Services**

In July of 1998 the City of Patterson entered into an agreement for the County of Stanislaus to provide law enforcement services for the City of Patterson. On February 25, 2014, the Board of Supervisors approved a new contract for Law Enforcement Services with the City of Patterson. The Agreement term begins July 1, 2013 and ends June 30, 2016.

Both full-time and extra-help employees of the Stanislaus County Sheriff's Department staff Patterson Police Services. The Lieutenant who serves most of the time as the Police Chief is 80% funded by the City of Patterson and 20% funded from the County General Fund. The remaining 25 positions are fully funded by the City of Patterson and include three Sergeants, twelve Deputy Sheriffs, four Detectives, two Traffic Units, one Community Services Officer, one Supervising Legal Clerk, and two Legal Clerks.

Since 1998, the City of Patterson has grown from a population of 10,300 to its current population of 20,643. For several years, the City of Patterson led the County in growth, resulting in additional Sheriff's Department personnel being requested by the City. Language in the agreement requires the City to maintain a minimum policing ratio of .85 officers per 1,000 residents. After a review of its law enforcement staffing needs, the City has determined they desire a policing ratio of 1.5 officers per 1,000 residents and will work toward achieving that goal over a period of several years.

### **Riverbank Police Services**

In 1995, the City of Riverbank entered into an agreement for the County of Stanislaus to provide law enforcement services for the City of Riverbank. The term for the current agreement was entered into for the period from July 1, 2010 through June 30, 2015. The Sheriff's Department and Chief Executive Office are currently in negotiations for the new contract term.

Both full-time and extra-help employees of the Stanislaus County Sheriff's Department staff Riverbank Police Services. The City of Riverbank fully funds the 22 positions assigned as part of the Contract Cities budget. Included are a Lieutenant who serves as the Police Chief, two Sergeants, twelve Deputy Sheriffs, three Detectives, one Community Services Officer and three administrative staff.

The City has the goal of attaining a ratio of 1.25 law enforcement officers per 1,000 residents. Currently, based on a population of 23,243, the Riverbank Police Services law enforcement staffing level is .78 per 1,000 residents. Current staffing levels will still allow the Sheriff's Department to effectively deliver law enforcement services to the community through the effective deployment of resources.

### **Waterford Police Services**

In July of 1998, the City of Waterford entered into an agreement for the County of Stanislaus to provide law enforcement services for the City of Waterford. On December 3, 2013 a new contract for law enforcement services was approved by the Board of Supervisors. The term of this new agreement is July 1, 2013 to June 30, 2016.

Both full time and extra help employees of the Stanislaus County Sheriff's Department staff Waterford Police Services. Of the ten positions assigned to the City of Waterford, seven Deputy Sheriffs, and one administrative position is fully funded by the City. One Sergeant position is 50% funded by the City of Waterford and the City of Hughson contributes the remaining 50%. The City funds 50% of the Lieutenant who serves part time as the Police Chief. The Chief is no longer shared with Hughson.

The City of Waterford has purchased two electric motorcycles using grant funding and will be utilized by existing staff to augment patrol operations. The City has a goal of attaining a ratio of 1.00 law enforcement officers per 1,000 residents. Currently based on a population of 8,610, the Waterford Police Services law enforcement staffing level is .93 per 1,000 residents. Current staffing levels will allow the Sheriff's Department to effectively deliver law enforcement services to the community through the effective deployment of resources. Waterford Police Services is not planning on any additional staffing for Fiscal Year 2015-2016.

<b>Sheriff - Contract Cities</b>					
<b>Classification</b>	<b>2013-2014 Actual</b>	<b>2014-2015 Actual</b>	<b>2015-2016 Adopted Proposed</b>	<b>2015-2016 Recommended Adjustments</b>	<b>2015-2016 Recommended Final Budget</b>
Taxes	\$0	\$0	\$0	\$0	\$0
Licenses, Permits, Franchises	\$0	\$0	\$0	\$0	\$0
Fines, Forfeitures, Penalties	\$0	\$0	\$0	\$0	\$0
Revenue from use of Assets	\$0	\$0	\$0	\$0	\$0
Intergovernmental Revenue	\$58,330	\$59,124	\$38,469	\$0	\$38,469
Charges for Service	\$9,713,219	\$9,930,647	\$10,566,698	\$0	\$10,566,698
Miscellaneous Revenue	\$1,555	\$414	\$0	\$0	\$0
Other Financing Sources	\$0	\$0	\$0	\$0	\$0
<b>Total Revenue</b>	<b>\$9,773,104</b>	<b>\$9,990,185</b>	<b>\$10,605,167</b>	<b>\$0</b>	<b>\$10,605,167</b>
Salaries and Benefits	\$7,566,155	\$8,047,892	\$8,284,619	\$0	\$8,284,619
Services and Supplies	\$1,183,158	\$1,233,531	\$1,326,812	\$0	\$1,326,812
Other Charges	\$608,647	\$690,708	\$656,236	\$0	\$656,236
Fixed Assets					
Equipment	\$61,675	\$981	\$292,500	\$0	\$292,500
Other Financing Uses	\$350,289	\$0	\$0	\$0	\$0
Equity	\$0	\$0	\$0	\$0	\$0
Intrafund	\$37,414	\$39,701	\$45,000	\$0	\$45,000
Contingencies	\$0	\$0	\$0	\$0	\$0
<b>Gross Costs</b>	<b>\$9,807,338</b>	<b>\$10,012,813</b>	<b>\$10,605,167</b>	<b>\$0</b>	<b>\$10,605,167</b>
Fund Balance	\$0	\$0	\$0	\$0	\$0
<b>Net County Cost</b>	<b>\$34,234</b>	<b>\$22,628</b>	<b>\$0</b>	<b>\$0</b>	<b>\$0</b>

\*Net county cost carryover savings included in the 2015-2016 Recommended Final Budget is \$0.

## PROGRAM DISCUSSION

At the proposed level of funding, the Sheriff's contracts with the cities of Riverbank, Patterson, Waterford, and Hughson for law enforcement services will be fully funded.

The Sheriff's Department has a total fleet of 356 vehicles in the Department; of those 173 meet the minimum age and mileage requirements to be considered for replacement under the Fleet Purchasing Policy. In cooperation with General Services Agency Fleet Services, the Department is requesting to replace eleven vehicles for Sheriff – Contract Cities in Fiscal Year 2015-2016. These vehicles are used to patrol the community and provide an effective deterrent of criminal activity. These vehicles will be replaced with similar vehicles and options that are necessary for the environment the vehicles operate in. The cost of the vehicles is estimated to total \$448,500 and will be funded with departmental revenue received from Contract Cities.

## STAFFING IMPACTS

### Adopted Proposed Budget

There were no requested changes to the current level of staffing.

Total current authorized positions— 64

### Final Budget

The Department is requesting to transfer out one Legal Clerk IV position from Contract Cities to Administration. Additionally, the Department is requesting to transfer in one Legal Clerk III position to Contract Cities from Operations.

Total current authorized positions— 64

## **BUDGET RECOMMENDATIONS**

### **Adopted Proposed Budget**

It is recommended that a budget of \$10,605,167 be approved for Sheriff – Contract Cities. This budget is funded by \$10,605,167 in estimated department revenue.

There are no recommended changes to the current level of staffing.

Total recommended authorized positions— 64

### **Final Budget**

There are no recommended changes in funding to this budget.

It is recommended to transfer out one Legal Clerk IV position from Contract Cities to Administration and to transfer in one Legal Clerk III position to Contract Cities from Operations.

Total recommended authorized positions— 64

**STANISLAUS COUNTY, CALIFORNIA**  
**Fiscal Year 2015-2016**

**CRIMINAL JUSTICE/PUBLIC PROTECTION**  
**Police Protection**



**SHERIFF—COURT SECURITY**

Budget Unit 176C 0028370  
Special Revenue

**SERVICES PROVIDED**

The Sheriff's Department provides security to the Superior Court of Stanislaus County as required by State Assembly Bill 118 (AB 118) which requires each county treasurer, city and county treasurer, or other appropriate officer to create a County Local Revenue Fund 2011. Chapter 6.3 Section 30025(f)(3) requires the monies in the Trial Court Security Account be used exclusively to fund trial court security provided by county sheriffs. These security services are provided to the Court in the Main Courthouse and other Court facilities including juvenile. Services include the movement and security of inmates to and from the facilities and while in the courtrooms. Access to the courts is controlled by the use of metal detectors and staffed by members of this budget.

**FUND/CASH BALANCE**

As of July 1, 2015, this fund had a positive fund balance of \$1,448,570 compared to the July 1, 2014 positive balance of \$878,991. After post-closing adjustments the fund had a positive fund balance of \$884,149. It is anticipated that the fund balance will start to decrease due to additional expenditures associated with security measures needed for multi defendant murder trials. The Department projects using \$456,983 of fund balance to cover expenses over the amount provided by the state.

As of July 1, 2015, this fund had a positive cash balance of \$352,710 compared to the July 1, 2014 positive balance of \$956,163. The decrease and difference between cash and fund balance is due to revenues that are still anticipated to be received from the State and applied to the 2014-2015 Fiscal Year.



<b>Sheriff - Court Security</b>					
<b>Classification</b>	<b>2013-2014 Actual</b>	<b>2014-2015 Actual</b>	<b>2015-2016 Adopted Proposed</b>	<b>2015-2016 Recommended Adjustments</b>	<b>2015-2016 Recommended Final Budget</b>
Taxes	\$0	\$0	\$0	\$0	\$0
Licenses, Permits, Franchises	\$0	\$0	\$0	\$0	\$0
Fines, Forfeitures, Penalties	\$0	\$0	\$0	\$0	\$0
Revenue from use of Assets	\$0	\$0	\$0	\$0	\$0
Intergovernmental Revenue	\$4,831,947	\$5,636,326	\$5,147,569	\$0	\$5,147,569
Charges for Service	\$2,608	\$3,302	\$0	\$0	\$0
Miscellaneous Revenue	\$0	\$0	\$0	\$0	\$0
Other Financing Sources	\$0	\$0	\$0	\$0	\$0
<b>Total Revenue</b>	<b>\$4,834,555</b>	<b>\$5,639,628</b>	<b>\$5,147,569</b>	<b>\$0</b>	<b>\$5,147,569</b>
Salaries and Benefits	\$4,345,960	\$5,354,841	\$5,416,428	\$0	\$5,416,428
Services and Supplies	\$24,138	\$21,514	\$30,700	\$0	\$30,700
Other Charges	\$223,618	\$230,624	\$256,555	\$5,000	\$261,555
Fixed Assets	\$0	\$0	\$0	\$0	\$0
Other Financing Uses	\$206,510	\$0	\$0	\$0	\$0
Equity	\$0	\$0	\$0	\$0	\$0
Intrafund	\$0	\$0	\$0	\$0	\$0
Contingencies	\$0	\$0	\$0	\$0	\$0
<b>Gross Costs</b>	<b>\$4,800,226</b>	<b>\$5,606,979</b>	<b>\$5,703,683</b>	<b>\$5,000</b>	<b>\$5,708,683</b>
Fund Balance	(\$117,593)	(\$114,887)	\$460,810	(\$3,827)	\$456,983
<b>Net County Cost</b>	<b>\$83,264</b>	<b>\$82,238</b>	<b>\$95,304</b>	<b>\$8,827</b>	<b>\$104,131</b>

\*Net county cost carryover savings included in the 2015-2016 Recommended Final Budget is \$0.

## PROGRAM DISCUSSION

At the proposed level of funding, the Sheriff's Court Security Division will continue to provide the Stanislaus County Superior Court with security services as mandated by Assembly Bill 118 (AB 118).

Chapter 6.3 Section 30025(f)(3) requires the monies in the Trial Court Security Account be used exclusively to fund trial court security provided by the County Sheriff. Certain overhead costs are not allowable expenses that can be charged under the Trial Court Funding Act of 1997 Rule of the Court 810. This fund requires a net county cost to cover the Cost Allocation Plan (CAP) charges that are not allowable under the Trial Court Funding Act or AB 118. Each year, the County may need to increase or decrease the net county cost contribution to comply with AB 118. For Fiscal Year 2015-2016, these overhead costs are budgeted at \$95,304.

## STAFFING IMPACTS

### Adopted Proposed Budget

There were no requested changes to the current level of staffing.

Total current authorized positions— 39

### Final Budget

There are no requested changes to the current level of staffing.

Total current authorized positions— 39

## **BUDGET RECOMMENDATIONS**

### **Adopted Proposed Budget**

It is recommended that a budget of \$5,703,683 be approved for Sheriff – Court Security. This budget is funded by \$5,147,569 in estimated department revenue, \$460,810 in departmental fund balance, and a \$95,304 contribution from the General Fund.

There are no recommended changes to the current level of staffing.

Total recommended authorized positions— 39

### **Final Budget**

The Department is requesting an increase in appropriations of \$5,000 and a Net County Cost increase of \$8,827. In Fiscal Year 2014-2015 the Sheriff – Court Security budget exceeded the overhead costs required to be paid by the general fund by \$3,827. The increase of \$5,000 is to cover any shortfall in the 2015-2016 Fiscal Year for overhead costs.

The department requests for Final Budget are recommended in full. It is recommended that a budget of \$5,708,683 be approved for Sheriff – Court Security. This budget is funded by \$5,147,569 in estimated department revenue, \$456,983 in departmental fund balance, and a \$104,131 contribution from the General Fund.

There are no recommended changes to the current level of staffing.

Total recommended authorized positions— 39

**STANISLAUS COUNTY, CALIFORNIA**  
**Fiscal Year 2015-2016**



**CRIMINAL JUSTICE/PUBLIC PROTECTION**  
**Police Protection**

**SHERIFF—DEDICATED FUNDS**

Budget Unit 1743 0028869  
 Special Revenue Fund

**SERVICES PROVIDED**

This budget is used for special programs including deferred revenue from vehicle auctions, auto insurance, Stanislaus Drug Enforcement Agency revenue specifically for helicopter maintenance, and equipment purchases funded by a dedicated source of revenue received from developer fees; a California Environmental Quality Act (CEQA) mitigation fee of \$339 that is collected on each new single family dwelling in the unincorporated area of the County.

**FUND/CASH BALANCE**

As of July 1, 2015, this fund had a positive fund balance of \$298,898 compared to the July 1, 2014 positive balance of \$281,609. The increase is a result of miscellaneous fees which are recognized in this fund, however there are no ongoing projects at this time, so there are no expenses charged to this budget. Cash is tracking similar to fund balance.

Sheriff - Dedicated Funds					
Classification	2013-2014 Actual	2014-2015 Actual	2015-2016 Adopted Proposed	2015-2016 Recommended Adjustments	2015-2016 Recommended Final Budget
Taxes	\$0	\$0	\$0	\$0	\$0
Licenses, Permits, Franchises	\$0	\$0	\$0	\$0	\$0
Fines, Forfeitures, Penalties	\$0	\$0	\$0	\$0	\$0
Revenue from use of Assets	\$0	\$0	\$0	\$0	\$0
Intergovernmental Revenue	\$0	\$0	\$0	\$0	\$0
Charges for Service	\$15,255	\$17,289	\$0	\$0	\$0
Miscellaneous Revenue	\$0	\$0	\$0	\$0	\$0
Other Financing Sources	\$0	\$0	\$0	\$0	\$0
<b>Total Revenue</b>	<b>\$15,255</b>	<b>\$17,289</b>	<b>\$0</b>	<b>\$0</b>	<b>\$0</b>
Salaries and Benefits	\$0	\$0	\$0	\$0	\$0
Services and Supplies	\$0	\$0	\$0	\$0	\$0
Other Charges	\$0	\$0	\$0	\$0	\$0
Fixed Assets	\$0	\$0	\$0	\$0	\$0
Other Financing Uses	\$0	\$0	\$0	\$0	\$0
Equity	\$0	\$0	\$0	\$0	\$0
Intrafund	\$0	\$0	\$0	\$0	\$0
Contingencies	\$0	\$0	\$0	\$0	\$0
<b>Gross Costs</b>	<b>\$0</b>	<b>\$0</b>	<b>\$0</b>	<b>\$0</b>	<b>\$0</b>
<b>Fund Balance</b>	<b>(\$15,255)</b>	<b>(\$17,289)</b>	<b>\$0</b>	<b>\$0</b>	<b>\$0</b>
<b>Net County Cost</b>	<b>\$0</b>	<b>\$0</b>	<b>\$0</b>	<b>\$0</b>	<b>\$0</b>

\*Net county cost carryover savings included in the 2015-2016 Recommended Final Budget is \$0.

**PROGRAM DISCUSSION**

The Department does not plan to use this fund in the 2015-2016 Fiscal Year.

## **STAFFING IMPACTS**

### **Adopted Proposed Budget**

Total current authorized positions— 0

### **Final Budget**

Total current authorized positions— 0

## **BUDGET RECOMMENDATIONS**

### **Adopted Proposed Budget**

There are no appropriations recommended for the Sheriff – Dedicated Funds budget for the 2015-2016 Fiscal Year.

Total recommended authorized positions— 0

### **Final Budget**

There are no recommended changes in funding to this budget.

Total recommended authorized positions— 0

**STANISLAUS COUNTY, CALIFORNIA**  
**Fiscal Year 2015-2016**



**CRIMINAL JUSTICE/PUBLIC PROTECTION**  
**Detention and Correction**

**SHERIFF—DETENTION**

Budget Unit 0100 0028300  
 General Fund

**SERVICES PROVIDED**

The Sheriff's Detention Division provides housing for incarcerated adults in Stanislaus County. This housing provides for the care, custody and safe control of incarcerated adults and is provided within the custodial facilities located at the downtown Men's Jail and the Public Safety Center. The Detention Division also administers programs for alternatives to incarceration that consist of the Alternative Work Program, Home Detention and Work Furlough. The Sheriff has legal responsibility to incarcerate adults in a pre-trial status or in a sentenced status so that those individuals are safely secured and not released back into society. The Detention Division must comply with all statutory mandates as well as existing, binding case law. The Detention Division also provides statewide transportation of inmates sentenced to State prison as well as State prisoners returning to court for active criminal cases.

<b>Sheriff - Detention</b>					
<b>Classification</b>	<b>2013-2014 Actual</b>	<b>2014-2015 Actual</b>	<b>2015-2016 Adopted Proposed</b>	<b>2015-2016 Recommended Adjustments</b>	<b>2015-2016 Recommended Final Budget</b>
Taxes	\$0	\$0	\$0	\$0	\$0
Licenses, Permits, Franchises	\$0	\$0	\$0	\$0	\$0
Fines, Forfeitures, Penalties	\$0	\$0	\$0	\$0	\$0
Revenue from use of Assets	\$1,890	\$3,681	\$0	\$0	\$0
Intergovernmental Revenue	\$1,424,951	\$1,376,779	\$1,343,000	\$0	\$1,343,000
Charges for Service	\$8,192,984	\$8,319,835	\$8,003,407	\$0	\$8,003,407
Miscellaneous Revenue	\$46,873	\$51,194	\$28,000	\$0	\$28,000
Other Financing Sources	\$108,000	\$108,000	\$108,000	\$0	\$108,000
<b>Total Revenue</b>	<b>\$9,774,698</b>	<b>\$9,859,489</b>	<b>\$9,482,407</b>	<b>\$0</b>	<b>\$9,482,407</b>
Salaries and Benefits	\$27,013,030	\$29,829,555	\$30,090,011	\$0	\$30,090,011
Services and Supplies	\$3,968,166	\$3,581,629	\$5,208,111	\$0	\$5,208,111
Other Charges	\$3,598,370	\$3,432,090	\$3,878,144	\$0	\$3,878,144
Fixed Assets					
Buildings & Improvements	\$21,476	\$0	\$0	\$173,691	\$173,691
Equipment	\$36,883	\$614,598	\$75,000	\$160,663	\$235,663
Other Financing Uses	\$1,235,365	\$0	\$0	\$0	\$0
Equity	\$0	\$0	\$0	\$0	\$0
Intrafund	\$6,640	\$30,201	\$24,800	\$0	\$24,800
Contingencies	\$0	\$0	\$0	\$0	\$0
<b>Gross Costs</b>	<b>\$35,879,930</b>	<b>\$37,488,073</b>	<b>\$39,276,066</b>	<b>\$334,354</b>	<b>\$39,610,420</b>
Fund Balance	\$0	\$0	\$0	\$0	\$0
<b>Net County Cost</b>	<b>\$26,105,232</b>	<b>\$27,628,584</b>	<b>\$29,793,659</b>	<b>\$334,354</b>	<b>\$30,128,013</b>

\*Net county cost carryover savings included in the 2015-2016 Recommended Final Budget is \$0.

**PROGRAM DISCUSSION**

At the proposed level of funding, the Sheriff's Adult Detention Division will be able to meet basic needs and related costs associated with the custodial facilities, support services, state wide transportation and the jail alternatives programs.

Included within the budget, the Department is planning to use \$108,000 in Proposition 69 Funding for DNA collection to fund a portion of the salaries of Deputy Sheriff-Custodial and Legal Clerk who collect

and process DNA samples from the inmates during the booking process as the Men's Jail and Public Safety Center.

On April 29, 2014 the Board of Supervisors approved the conditional award for Project Two (Day Reporting Center) and on June 17, 2014 the Board approved the conditional award of a design-build contract for AB 900 Phase II project One (Maximum-Security, Mental Health Units) and Project III (Intake, Release, Transportation Facility). The Day Reporting Center is expected to be completed in the 2015-2016 Fiscal Year.

On April 4, 2011, AB 109 was signed by Governor Brown. AB 109 realigned custodial and community supervision responsibility for non-serious, non-violent, and non-sex offenders, as well as supervision of lower level adult parolees returning from state sentences to counties effective, October 1, 2011. The Department has seen a steady rise in the Average Daily Population (ADP) of AB 109 inmate's from 57 or 5.5% in October 2011 to 334 or 19.2% as of March 2014. Funding for Fiscal Year 2014-2015 was \$8,197,818. This amount has been budgeted in the 2015-2016 Proposed Budget and will be adjusted once the 2015-2016 Community Corrections Plan has been approved by the Board.

As of May 2015, the Sheriff's Department - Detention has implemented a new 12 hour shift paradigm for operating the Jail Facilities. As a result of changes associated with the different shift model as well as increased recruitment efforts, the Detention Department does not have any vacancies for Custodial Deputies, Sergeant, Lieutenants or Captain.

On March 8, 2012, the County was conditionally awarded \$80 million in AB 900-Phase II Jail Construction Financing Award, with a 10% match by the County. The Chief Executive Office (CEO), working collaboratively with the Sheriff's Department, completed the design phase of the AB 900-Phase II Public Safety Center jail expansion project, approved by the Board of Supervisors (BOS) on March 4, 2008, and has moved forward into the actual construction phase. This is noteworthy in that the BOS, CEO's Office, Sheriff's Department, Capital Projects Team and Probation Department worked in unison with the State Departments of Finance, General Services, Public Works, Corrections and Rehabilitation and the Bureau of State and Community Corrections to become the first county in the State to move into actual construction of new beds intended by the legislation. The AB 900-Phase II project includes the addition of 480 maximum-security jail beds, 72 healthcare beds, healthcare support space, a Central Control and a Day Reporting Center, which will be managed by our partners at the Probation Department. The County also funded a companion project with AB 900-Phase II to construct a new Detention Administration Building, which will provide administrative office space, support staff services, centralized booking of all county arrestees and a centralized inmate transportation hub, including statewide transportation. Full operational funding has not been identified.

On June 27, 2012, Governor Brown approved SB 1022. SB 1022 authorizes the Bureau of State and Community Corrections (BSCC) to design and construct new or renovate existing housing units, support buildings, programming space, and any necessary ancillary improvements in order to add capacity at facilities and provide medical, dental, and mental health treatment or housing to inmates, and would specify the facilities and projects for which funds may be used.

On October 15, 2013, the Board of Supervisors approved the SB 1022 project-financing plan. The primary sources of the match to be committed to this project include \$4 million in fund balance previously set aside in the 2012-2013 Mid-Year Financial Report by the Board of Supervisors in Assigned Fund Balance, and \$445,000 from un-obligated Public Facilities Fees-Jails, for a total County match of \$4,445,000. In addition to these County match sources, the County is responsible for additional costs deemed ineligible as match for the SB 1022 program in the amount of \$250,000, split among un-obligated Public Facilities Fees-Jails in the amount of \$79,535 and Public Facilities Fees(PFF) Detention in the amount of \$170,465. The Public Facilities Fees Committee approved the use of PFF funds on September 30, 2013, and the Capital Facilities Committee subsequently approved the use on October 3, 2013. The County's entire 10% cash match of \$4,445,000 previously approved by the Board of Supervisors was transferred to the new REACT Center Capital Project Fund on October 15, 2013

On December 12, 2013, the BSCC informed the County that its REACT Center Project would not be recommended to receive a conditional award. Stanislaus County presented an appeal on March 11, 2014 to the BSCC hearing panel. On March 13, 2014, the full BSCC Board granted the appeal to

award Stanislaus County a preference point for CEQA compliance, resulting in the County moving to the 2nd place ranking and providing for \$40 million for construction of a reentry facility at the Public Safety Center. Yet again, the BOS, CEO's staff, Capital Projects Team and Sheriff's Department moved to the forefront statewide and are near completion of the architectural design phase of a fully programming facility, including a Re-entry Administration building, which will centralize the Jail Alternatives Unit on the PSC site, functional classroom and program space, support program space for the mentally ill and 288 minimum and medium-security beds.

In Fiscal Year 2015-2016 the Department will facilitate hiring to meet the staffing requirements of the AB900 Phase II Detention Facilities, set to open its doors in early 2017. A detailed staffing plan with service level options will be presented to the Board of Supervisors for consideration.

## **STAFFING IMPACTS**

### **Adopted Proposed Budget**

There were no requested changes to the current level of staffing.

Total current authorized positions— 288

### **UNFUNDED REQUESTED ADJUSTMENTS:**

The Department's budget request included critical needs for which funding has not been identified:

The Department is requesting \$160,663 to purchase a new Kettle for use in the Kitchen of the support service building. The current kettle is 20 years old and is the only unit that the Department has that is capable of mixing the ingredients in batches large enough to serve the number of inmates currently in custody within the county facilities. If the unit were to break down then the Department would be forced at great expense to purchase food from an outside vendor – review at Final Budget 2015-2016.

The Public Safety Center currently has a large walk-in refrigerator that is located in the parking lot just outside the sally port entrance. This unit must be moved to make room for the SB1022 REACT center that will begin construction in 2016. The age and condition of this unit is such it is not going to survive the move in one piece. The Department is requesting \$150,000 for a new walk in refrigerator to be constructed at a proper site to continue its service to the Public Safety Center as well as leaving room for the future REACT center – review at Proposed Budget 2016-2017.

The Detention division of the Sheriff's Department has a requested adjustment of \$110,000 for 2 transport vans which are used to securely transport inmates between the Public Safety Center and the County Courthouse. The Department is anticipating the need to transport inmates to increase exponentially in the coming years aligned with the opening of the AB900 jail expansion project. This request will be considered in future review by Fleet Services to align with the opening of the new Public Safety Center jail facility.

For General Fund departments, the Chief Executive Office reduced budgets to assume a 5% vacancy rate for all allocated positions in the zero-based budget process. Departments with 10 or fewer employees are exempt from the 5% vacancy factor. Sheriff – Detention 5% vacancy rate was calculated at \$1,535,220. The Department has requested this amount as an unmet need in anticipation of filling all or the majority of the allocated positions. If the 5% vacancy does not materialize by mid-year, the Department will be funded the amount of the shortfall up to \$1,535,220 if needed to balance the budget in a positive position.

### **Final Budget**

There are no requested changes to the current level of staffing.

\*Total current authorized positions— 290

\*Separate agenda item dated January 27, 2015 approved adding two positions to Detention effective July 11, 2015.

## **BUDGET RECOMMENDATIONS**

### **Adopted Proposed Budget**

It is recommended that a budget of \$39,276,066 be approved for Sheriff - Detention. This budget is funded by \$9,482,407 in estimated department revenue and a \$29,793,659 contribution from the General Fund.

There are no recommended changes to the current level of staffing.

Total recommended authorized positions— 288

### **Final Budget**

The Department is requesting an increase of \$160,663 in appropriations to purchase a new Industrial Cook/Chill Kettle for use in the kitchen in the Support Service Building. The current Cook/Chill Kettle is 20 years old and is the only unit that the Department has that is capable of mixing the ingredients in batches large enough to serve the number of inmates currently in custody within the county facilities. The Department anticipates energy savings as a result of purchasing more modern and efficient equipment.

The Department is also requesting an increase of \$173,691 in appropriations for a new outdoor walk-in refrigerator to be constructed at a proper site in the Public Safety Center. Currently in the Public Safety Center, there is a large walk-in refrigerator that is located in the parking lot just outside the sally port entrance. The unit must be moved to make room for the SB 1022 REACT center that will be constructed in 2016. The age and condition of this unit is such that it is not going to survive the move in one piece. The new walk-in refrigerator is expected to result in energy savings.

The department requests for Final Budget are recommended in full. It is recommended that a budget of \$39,610,420 be approved for Sheriff - Detention. This budget is funded by \$9,482,407 in estimated department revenue and a \$30,128,013 contribution from the General Fund.

There are no recommended changes to the current level of staffing.

Total recommended authorized positions—290



**STANISLAUS COUNTY, CALIFORNIA**  
**Fiscal Year 2015-2016**



**CRIMINAL JUSTICE/PUBLIC PROTECTION**  
**Police Protection**

**SHERIFF—DRIVER TRAINING PROGRAM**

Budget Unit 1769 0028870  
 Special Revenue Fund

**SERVICES PROVIDED**

The Stanislaus County Sheriff's Department Emergency Vehicle Operations Center (EVOC) operates a formal driver's training program. The Department's EVOC is located on the tarmac of the old Crows Landing Naval Air Station.

This training program promotes safe, efficient driving for Deputy Sheriffs, Deputy Sheriff-Custodials, Community Service Officers, Sheriff's Team of Active Seniors (STARS), as well as other law enforcement agencies throughout the County.

**FUND/CASH BALANCE**

As of July 1, 2015, this fund had a positive fund balance of \$41,960 compared to the July 1, 2014 positive balance of \$37,736. This increase is due to expenses coming in less than budgeted. Cash is tracking similar to fund balance.

<b>Sheriff - Driver Training Program</b>					
<b>Classification</b>	<b>2013-2014 Actual</b>	<b>2014-2015 Actual</b>	<b>2015-2016 Adopted Proposed</b>	<b>2015-2016 Recommended Adjustments</b>	<b>2015-2016 Recommended Final Budget</b>
Taxes	\$0	\$0	\$0	\$0	\$0
Licenses, Permits, Franchises	\$0	\$0	\$0	\$0	\$0
Fines, Forfeitures, Penalties	\$0	\$0	\$0	\$0	\$0
Revenue from use of Assets	\$0	\$0	\$0	\$0	\$0
Intergovernmental Revenue	\$0	\$0	\$0	\$0	\$0
Charges for Service	\$174,392	\$108,199	\$205,601	\$0	\$205,601
Miscellaneous Revenue	\$0	\$0	\$0	\$0	\$0
Other Financing Sources	\$0	\$0	\$0	\$0	\$0
<b>Total Revenue</b>	<b>\$174,392</b>	<b>\$108,199</b>	<b>\$205,601</b>	<b>\$0</b>	<b>\$205,601</b>
Salaries and Benefits	\$94,331	\$48,409	\$134,905	\$0	\$134,905
Services and Supplies	\$5,318	\$10,644	\$15,050	\$0	\$15,050
Other Charges	\$61,773	\$43,004	\$55,646	\$0	\$55,646
Fixed Assets	\$0	\$0	\$0	\$0	\$0
Other Financing Uses	\$0	\$5,064	\$0	\$0	\$0
Equity	\$0	\$0	\$0	\$0	\$0
Intrafund	\$0	\$0	\$0	\$0	\$0
Contingencies	\$0	\$0	\$0	\$0	\$0
<b>Gross Costs</b>	<b>\$161,422</b>	<b>\$107,121</b>	<b>\$205,601</b>	<b>\$0</b>	<b>\$205,601</b>
<b>Fund Balance</b>	<b>(\$12,970)</b>	<b>(\$1,078)</b>	<b>\$0</b>	<b>\$0</b>	<b>\$0</b>
<b>Net County Cost</b>	<b>\$0</b>	<b>\$0</b>	<b>\$0</b>	<b>\$0</b>	<b>\$0</b>

\*Net county cost carryover savings included in the 2015-2016 Recommended Final Budget is \$0.

**PROGRAM DISCUSSION**

At the proposed level of funding, the Sheriff's Driver Training Program will be fully funded. The Sheriff's Emergency Vehicle Operations Center (EVOC) is currently operated at the Crows Landing Air Facility. The Sheriff's Department has been notified that the EVOC track will eventually have to relocate based

upon anticipated construction projects. The Department has been reviewing other alternatives for this facility need. A suitable location must be available for this key training component for law enforcement officer mandated perishable skills training.

The Sheriff's Department continues to maintain POST mandatory training standards which includes EVOC for Sheriff's personnel and other law enforcement agency personnel.

### **STAFFING IMPACTS**

#### **Adopted Proposed Budget**

Total current authorized positions— 0

#### **Final Budget**

Total current authorized positions— 0

### **BUDGET RECOMMENDATIONS**

#### **Adopted Proposed Budget**

It is recommended that a budget of \$205,601 be approved for Sheriff – Driver Training Program. This budget is funded by \$205,601 in estimated department revenue.

Total recommended authorized positions— 0

#### **Final Budget**

There are no recommended changes in funding to this budget.

Total recommended authorized positions— 0

**STANISLAUS COUNTY, CALIFORNIA**  
**Fiscal Year 2015-2016**



**CRIMINAL JUSTICE/PUBLIC PROTECTION**  
**Detention and Correction**

**SHERIFF—JAIL COMMISSARY/INMATE WELFARE**

Budget Unit 4081 0028509  
 Enterprise Fund

**SERVICES PROVIDED**

The Jail Commissary/Inmate Welfare Fund was established under Penal Code Section 4025 and can be used only for the benefit, education or welfare of inmates. Profits generated from commissary sales and phone revenue are expended based on recommendations made by the Inmate Welfare Committee for the benefit, education and welfare of the inmates confined within Stanislaus County detention facilities. The programs provided include vocational welding, landscaping, life skills and substance abuse treatment. In addition, there are programs that provide the opportunity to improve reading skills and to obtain a General Education Development (GED) certificate.

**FUND/CASH BALANCE**

As of July 1, 2015, this fund had positive retained earnings of \$1,236,900 compared to the July 1, 2014 positive balance of \$1,071,554. This increase is due to expenses coming in lower than budgeted. The Department anticipates using \$97,139 of retained earnings in Fiscal Year 2015-2016.

As of July 1, 2015, this fund had a positive cash balance of \$1,109,573 compared to the July 1, 2014 positive balance of \$936,260. The difference between the cash and retained earnings is due to the non-cash items listed on the balance sheet, such as Depreciation and Fixed Assets.

<b>Sheriff - Jail Commissary / Inmate Welfare</b>					
<b>Classification</b>	<b>2013-2014 Actual</b>	<b>2014-2015 Actual</b>	<b>2015-2016 Adopted Proposed</b>	<b>2015-2016 Recommended Adjustments</b>	<b>2015-2016 Recommended Final Budget</b>
Taxes	\$0	\$0	\$0	\$0	\$0
Licenses, Permits, Franchises	\$0	\$0	\$0	\$0	\$0
Fines, Forfeitures, Penalties	\$0	\$0	\$0	\$0	\$0
Revenue from use of Assets	\$9,682	\$7,517	\$3,500	\$0	\$3,500
Intergovernmental Revenue	\$0	\$0	\$0	\$0	\$0
Charges for Service	\$155,643	\$147,211	\$168,193	\$0	\$168,193
Miscellaneous Revenue	\$1,373,309	\$1,523,671	\$1,445,500	\$0	\$1,445,500
Other Financing Sources	\$0	\$0	\$0	\$0	\$0
<b>Total Revenue</b>	<b>\$1,538,634</b>	<b>\$1,678,399</b>	<b>\$1,617,193</b>	<b>\$0</b>	<b>\$1,617,193</b>
Salaries and Benefits	\$204,379	\$252,488	\$237,358	\$0	\$237,358
Services and Supplies	\$1,133,067	\$1,202,427	\$1,421,818	\$0	\$1,421,818
Other Charges	\$52,130	\$48,527	\$55,156	\$0	\$55,156
Fixed Assets	\$0	\$0	\$0	\$0	\$0
Other Financing Uses	\$4,990	\$0	\$0	\$0	\$0
Equity	\$0	\$0	\$0	\$0	\$0
Intrafund	\$0	\$0	\$0	\$0	\$0
Contingencies	\$0	\$0	\$0	\$0	\$0
<b>Gross Costs</b>	<b>\$1,394,566</b>	<b>\$1,503,442</b>	<b>\$1,714,332</b>	<b>\$0</b>	<b>\$1,714,332</b>
Retained Earnings	(\$144,068)	(\$174,957)	\$97,139	\$0	\$97,139
<b>Net County Cost</b>	<b>\$0</b>	<b>\$0</b>	<b>\$0</b>	<b>\$0</b>	<b>\$0</b>

\* Net county cost carryover savings included in the 2015-2016 Recommended Final Budget is \$0.

## **PROGRAM DISCUSSION**

At the proposed level of funding, the Jail Commissary/Inmate Welfare Fund can maintain current operations. The revenue generated through the sale of commissary items and inmate phone use will be used to fund appropriate needs for the inmate population as determined by the Inmate Welfare Committee. Title 15 of the California Code of Regulations specifies that inmate welfare funds be used primarily for the benefit, recreation, education or welfare of inmates. The Inmate Welfare Committee is charged with this responsibility and may enter into contracts for services.

## **STAFFING IMPACTS**

### **Adopted Proposed Budget**

There were no requested changes to the current level of staffing.

Total current authorized positions— 3

### **Final Budget**

There are no requested changes to the current level of staffing.

Total current authorized positions— 3

## **BUDGET RECOMMENDATIONS**

### **Adopted Proposed Budget**

It is recommended that a budget of \$1,714,332 be approved for Sheriff – Jail Commissary/Inmate Welfare. This budget is funded by \$1,617,193 in estimated department revenue and \$97,139 in departmental fund balance.

There are no recommended changes to the current level of staffing.

Total recommended authorized positions— 3

### **Final Budget**

There are no recommended changes in funding to this budget.

There are no recommended changes to the current level of staffing.

Total recommended authorized positions— 3

**STANISLAUS COUNTY, CALIFORNIA**  
**Fiscal Year 2015-2016**



**CRIMINAL JUSTICE/PUBLIC PROTECTION**  
**Police Protection**

**SHERIFF—JUSTICE ASSISTANCE GRANT**

Budget Unit 1799 0028610  
 Special Revenue Fund

**SERVICES PROVIDED**

This budget includes the American Recovery and Reinvestment Act (ARRA) Edward Byrne Memorial Justice Assistance Grant (JAG) and the Non-Recovery Act Edward Byrne Justice Assistance Grant. Both JAG grants are administered by the Department of Justice (DOJ). Federal funding received from both grants will help fund the School Resource Officer at Tuolumne Elementary School and will provide staffing support for the Domestic Violence Program over a two-year period. Positions previously identified for elimination were able to be retained due to this funding.

**FUND/CASH BALANCE**

As of July 1, 2015, this fund had a positive fund balance of \$26,120 compared to the July 1, 2014 zero fund balance. Grant expenditures are incurred and forwarded to the Sheriff's Department for grant submission on a reimbursement request. Upon reimbursement, expenditures are coded to the grant and funds are immediately disbursed to the applicable agencies/divisions leaving no fund balance.

As of July 1, 2015, this fund had a negative cash balance of \$45,582 compared to the July 1, 2014 zero balance. The decrease is due to expenses that have been incurred but have not yet been reimbursed by the grant as of July 1.

<b>Sheriff - Justice Assistance Grant</b>					
<b>Classification</b>	<b>2013-2014 Actual</b>	<b>2014-2015 Actual</b>	<b>2015-2016 Adopted Proposed</b>	<b>2015-2016 Recommended Adjustments</b>	<b>2015-2016 Recommended Final Budget</b>
Taxes	\$0	\$0	\$0	\$0	\$0
Licenses, Permits, Franchises	\$0	\$0	\$0	\$0	\$0
Fines, Forfeitures, Penalties	\$0	\$0	\$0	\$0	\$0
Revenue from use of Assets	\$0	\$0	\$0	\$0	\$0
Intergovernmental Revenue	\$171,688	\$254,345	\$714,937	\$0	\$714,937
Charges for Service	\$0	\$0	\$0	\$0	\$0
Miscellaneous Revenue	\$0	\$0	\$0	\$0	\$0
Other Financing Sources	\$0	\$0	\$0	\$0	\$0
<b>Total Revenue</b>	<b>\$171,688</b>	<b>\$254,345</b>	<b>\$714,937</b>	<b>\$0</b>	<b>\$714,937</b>
Salaries and Benefits	\$0	\$0	\$0	\$0	\$0
Services and Supplies	\$163,796	\$157,497	\$640,927	\$0	\$640,927
Other Charges	\$7,892	\$70,728	\$74,010	\$0	\$74,010
Fixed Assets	\$0	\$0	\$0	\$0	\$0
Other Financing Uses	\$0	\$0	\$0	\$0	\$0
Equity	\$0	\$0	\$0	\$0	\$0
Intrafund	\$0	\$0	\$0	\$0	\$0
Contingencies	\$0	\$0	\$0	\$0	\$0
<b>Gross Costs</b>	<b>\$171,688</b>	<b>\$228,225</b>	<b>\$714,937</b>	<b>\$0</b>	<b>\$714,937</b>
<b>Fund Balance</b>	<b>\$0</b>	<b>(\$26,120)</b>	<b>\$0</b>	<b>\$0</b>	<b>\$0</b>
<b>Net County Cost</b>	<b>\$0</b>	<b>\$0</b>	<b>\$0</b>	<b>\$0</b>	<b>\$0</b>

\*Net county cost carryover savings included in the 2015-2016 Recommended Final Budget is \$0.

## **PROGRAM DISCUSSION**

At the proposed level of funding, the JAG grants will provide revenue to fund the Modesto Police Department to purchase 800 MHz and UHF radios and provide a security exercise at a local high school.

In 2014-2015 Stanislaus County was successful in obtaining a new JAG grant that will fund several positions with the Stanislaus Drug Enforcement Agency (SDEA), a Deputy Probation Officer dedicated to the JAG program within SDEA as well as Community Based Organization programs administered by the Boys and Girls Club of Stanislaus County, the Family Justice Center (Art Restores Kids, Camp HOPE), and Community Services Agency (Applied Performance Sciences). This JAG grant was awarded as a three year award so the Department will continue to act as the fiduciary for this grant until at least December 31 of 2017.

## **STAFFING IMPACTS**

### **Adopted Proposed Budget**

Total current authorized positions— 0

### **Final Budget**

Total current authorized positions— 0

## **BUDGET RECOMMENDATIONS**

### **Adopted Proposed Budget**

It is recommended that a budget of \$714,937 be approved for Sheriff – Justice Assistance Grant. This budget is funded by \$714,937 in estimated department revenue.

Total recommended authorized positions— 0

### **Final Budget**

There are no recommended changes in funding to this budget.

Total recommended authorized positions— 0

**STANISLAUS COUNTY, CALIFORNIA**  
**Fiscal Year 2015-2016**



**CRIMINAL JUSTICE/PUBLIC PROTECTION**  
**Other Protection**

**SHERIFF—OPERATIONS**

Budget Unit 0100 0028200  
 General Fund

**SERVICES PROVIDED**

The Sheriff – Operations budget provides funding for law enforcement services in the unincorporated areas of Stanislaus County, including but not limited to the communities of Denair, Del Rio, Empire, Keyes, Knights Ferry and Salida. These services include Sheriff’s Patrol, Investigations, Juvenile Services, and Drug Enforcement. This budget also funds the Coroner’s Office, Public Administrator, and Training Center. The Sheriff’s Department will continue to maintain a leadership role in the community through effective community relationships and proactive enforcement efforts. The Department will also work closely with local, state, and federal partners in identifying and responding to potential threats to our communities.

The Patrol Division budget has been separated into the following units to enable the Sheriff’s Department to better account for revenue and expenditures: Air Support, Bomb Team, K-9 Unit, Special Weapons and Tactics (SWAT), Dive Team, Mounted Unit, Reservoir Unit, Off Highway Vehicles Enforcement Team (OHVET), Critical Response Team, Volunteers, High Intensity Drug Trafficking Area (HIDTA), Property and Evidence, the Identification Unit, the Community Resource Deputies Crime Reduction Team and the Sheriff’s Team Investigating Narcotics and Gangs (STING).

<b>Sheriff - Operations</b>					
<b>Classification</b>	<b>2013-2014 Actual</b>	<b>2014-2015 Actual</b>	<b>2015-2016 Adopted Proposed</b>	<b>2015-2016 Recommended Adjustments</b>	<b>2015-2016 Recommended Final Budget</b>
Taxes	\$0	\$0	\$0	\$0	\$0
Licenses, Permits, Franchises	\$281,950	\$414,647	\$390,000	(\$390,000)	\$0
Fines, Forfeitures, Penalties	\$20,744	\$25,303	\$21,000	(\$1,000)	\$20,000
Revenue from use of Assets	\$0	\$0	\$0	\$0	\$0
Intergovernmental Revenue	\$1,128,143	\$1,246,718	\$940,835	\$0	\$940,835
Charges for Service	\$1,501,177	\$1,447,957	\$1,547,426	(\$267,000)	\$1,280,426
Miscellaneous Revenue	\$403,829	\$54,496	\$23,300	(\$12,800)	\$10,500
Other Financing Sources	\$117,373	\$122,686	\$150,000	(\$150,000)	\$0
<b>Total Revenue</b>	<b>\$3,453,216</b>	<b>\$3,311,807</b>	<b>\$3,072,561</b>	<b>(\$820,800)</b>	<b>\$2,251,761</b>
Salaries and Benefits	\$18,824,407	\$21,984,840	\$20,930,049	(\$3,157,664)	\$17,772,385
Services and Supplies	\$4,917,658	\$5,250,313	\$5,430,197	(\$134,248)	\$5,295,949
Other Charges	\$2,110,298	\$2,446,602	\$2,486,526	(\$182,695)	\$2,303,831
Fixed Assets					
Buildings & Improvements	\$0	\$0	\$0	\$10,000	\$10,000
Equipment	\$1,451,959	\$1,266,960	\$1,728,500	\$101,927	\$1,830,427
Other Financing Uses	\$2,349,128	\$10,000	\$10,000	(\$10,000)	\$0
Equity	\$0	\$0	\$0	\$0	\$0
Intrafund	(\$673,545)	(\$625,130)	(\$612,960)	\$39,400	(\$573,560)
Contingencies	\$0	\$0	\$2,328,862	\$0	\$2,328,862
<b>Gross Costs</b>	<b>\$28,979,905</b>	<b>\$30,333,585</b>	<b>\$32,301,174</b>	<b>(\$3,333,280)</b>	<b>\$28,967,894</b>
<b>Fund Balance</b>	<b>\$0</b>	<b>\$0</b>	<b>\$0</b>	<b>\$0</b>	<b>\$0</b>
<b>Net County Cost</b>	<b>\$25,526,689</b>	<b>\$27,021,778</b>	<b>\$29,228,613</b>	<b>(\$2,512,480)</b>	<b>\$26,716,133</b>

\*Net county cost carryover savings included in the 2015-2016 Recommended Final Budget is \$0.

## PROGRAM DISCUSSION

At the proposed level of funding, the Department will maintain existing Patrol services for the unincorporated area of the County. Through a coordinated effort among Recruitment and Backgrounds staff, the Sheriff's Department has made considerable strides in filling vacancies within the Operations Division over the past year. The Department expects to be able to complete several service restorations within the 2015-2016 Fiscal Year, such as deployment of the Sheriff's Team Investigating Narcotics and Gangs (STING), restoration of the Community Resource Deputies, and increasing the number of Detectives devoted to General Crimes Investigations.

As part of the 2015-2016 Proposed Budget, the Sheriff's Department has included in the base budget 12 Deputy Sheriff vacant positions. As of May 1, 2015, the Department had 13 Deputy Sheriff Trainee's in 2 academies that will fill the Deputy Sheriff vacancies for the Operations Division. In order to continue recruiting sufficient numbers to fill all of the positions granted to the Department under Public Safety Restoration the Department continues to employ a sizable background staff in Administration. Their priority is to assist in filling the current and future vacancies in the Operations division as well as assist in filling the vacancies which will come as part of opening the New Jail Facility Expansion in the Detention division.

The Department has worked closely with Peace Officers Standard Training (POST) to re-offer the basic academy course at the Stanislaus Regional Training Center and as a result of much cooperation between Sheriff's Department staff and P.O.S.T. the Stanislaus County Basic Academy has its first class underway that is poised to graduate in September 2015. The Department has budgeted for three classes in the 2015-2016 Fiscal Year.

The California Commission on Peace Officer Standards and Training requires police academy instructional staff to attend a 40 hour instructor development program (Academy Instructor Certification Course - AICC) prior to teaching in any police academy program. For efficient delivery of services, POST partners with regional training facilities throughout the State to deliver this mandated course of instruction. POST has requested that the Sheriff's Department partner to provide instruction in our region. Since this is a State mandated course of instruction, all instructional costs are funded by POST through a reimbursement program. The Department requested an adjustment in estimated revenues and appropriations of \$122,880 for the Academy Instructor Certification Course. This request has been recommended for the 2015-2016 Fiscal Year.

The Sheriff's Department has a total fleet of 356 vehicles; of those 173 meet the minimum age and mileage requirements to be considered for replacement under the Fleet Services Policy. In cooperation with General Services Agency Fleet Services, the Department is requesting to replace twenty vehicles identified for replacement consideration in Fiscal Year 2015-2016. These vehicles are used to patrol the community and provide an effective deterrent of criminal activity. These vehicles will be replaced with similar vehicles and options that are necessary for the environment in which the vehicles operate in. The cost to replace these vehicles is estimated to total \$767,000 and is recommended to be funded with a contribution from the General Fund as part of the base budget.

The Department is also requesting to purchase six new vehicles to fund the deployment of the Sheriff's Team Investigating Narcotics and Gangs (STING) for use in two shifts by the STING team. This team is intended to be developed in the first quarter of 2015. These vehicles will be added consistent with existing vehicles and options that are necessary for the environment in which the vehicles operate in. The cost of these vehicles is estimated to total \$258,000, is recommended to be funded with a contribution from the General Fund.

In addition, the Sheriff's Department is requesting to purchase two trucks and two trailers designed for use by the Mounted Unit when training and short term deployments. Currently the Mounted Unit has two trucks and trailers available for use, which are stored at opposite ends of the county for efficient deployment. The existing trucks and trailers are larger pieces of equipment, and are utilized for major or long-term deployments of the unit as a whole. However, their size makes the use of that equipment inefficient for routine training missions or events which only call for a small number of horses. Currently, out of necessity individual members of the Mounted Unit use their own personal trucks and trailers to transport horses and equipment to training or smaller assignments. The Department requests the purchase of this equipment to reduce liability and provide more efficient transport. The



cost of these vehicles is estimated total \$148,000. It is recommended to fund one truck and trailer at this time for a total \$74,000 to be funded with a contribution from the General Fund.

In Fiscal Year 2014-2015 the Board of Supervisors approved recommendations to support Public Safety Restoration to fund critical public safety services in four departments, the Sheriff's Department being one of them. The Board approved funding of up to \$4 million in Fiscal Year 2015-2016 to support full-time positions. The Sheriff's share of the \$4 million is \$2,496,000, of which \$167,138 is funded as part of the 2015-2016 base budget, due to one position being filled. The remaining amount of \$2,328,862 is recommended to be funded in departmental contingencies and will be transferred as positions are filled.

Requested Adjustments Funded With Public Safety Restoration Savings From Fiscal Year 2014-2015:

The Department's budget request included critical needs for which funding has been identified through 2014-2015 Public Safety Restoration savings. These funds will be included in the Auditor's Funds Available process at Fiscal Year 2014-2015 Close, with appropriation authority identified in the Recommended Final Budget, and not included in the Proposed Budget Schedule 9 above.

In 2014-2015 and 2015-2016 as part of the Public Safety Restoration, the Sheriff's Department will be restoring seven Deputies into the Community Deputies program which had been depleted in previous years. Each of these seven deputies will require a dedicated vehicle so the Department is requesting \$304,500 in funding for seven vehicles for the Community Deputies Program.

Also as part of the Public Safety Restoration, the Sheriff's Department will be restoring ten Deputies into the General Crimes Detectives program which had been depleted in previous years. Each of these ten Deputies will require a dedicated vehicle so the Department is requesting \$255,000 in funding for an additional ten mid-sized sedans for the Investigations Division.

**STAFFING IMPACTS**

**Adopted Proposed Budget**

The Department is requesting to transfer in one Storekeeper II position and one Lieutenant position from Administration to Operations to align positions with current job assignments.

Total current authorized positions— 185

**UNFUNDED REQUESTED ADJUSTMENTS:**

The Department's budget request included critical needs, for which funding has not been identified: The Department is requesting \$150,000 for TASER equipment that is no longer supported or in production and therefore repairs and spare parts to the current equipment are no longer possible. The TASER is a critical piece of non-lethal equipment used to reduce use of force incidents. This need will be studied and cost analysis prepared for consideration in a future budget.

The Department has requested funding of \$125,000 for a Key Card Entry System for the Ray Simon Training Center. The current key system is failing and is consistently inoperable. A new key system will allow the Center to go onto the same system that is currently serving the Sheriff's Operations Center and allow employees to use the same key for each building. The electronic key card system will allow the department to quickly change a person's access to secure portions of the building quickly if necessary and will ensure that each user only has access to the portions of the building for which they are clearly authorized. The Key Card Entry System options will be studied and cost analysis prepared for consideration in a future budget.

For General Fund departments, the Chief Executive Office reduced budgets to assume a 5% vacancy rate for all allocated positions. Departments with 10 or fewer employees are exempt from the 5% vacancy factor. Sheriff – Operations 5% vacancy rate was calculated at \$1,065,779. The Department has requested this amount as an unmet need in anticipation of filling all or the majority of the allocated positions. If the 5% vacancy does not materialize by mid-year, the Department will be funded the amount of the shortfall up to \$1,065,779 if needed to balance the budget in a positive position.

## **Final Budget**

The Department is requesting to transfer out 48 positions from Operations:

- ♦ Two Administrative Clerk II positions to Administration
- ♦ Twenty-five Legal Clerk III positions to Administration
- ♦ Six Legal Clerk IV positions to Administration
- ♦ One Manager II position to Administration
- ♦ Six Supervising Legal Clerk II positions to Administration
- ♦ One Stock/Delivery Clerk II position to Administration
- ♦ Four Deputy Sheriff positions to Administration
- ♦ One Lieutenant position to Administration
- ♦ One Sergeant position to Administration
- ♦ One Legal Clerk III position to Contract Cities

The Department is also requesting to transfer in one position from Administration:

- ♦ One Deputy Sheriff from Administration

Total current authorized positions—187

## **BUDGET RECOMMENDATIONS**

### **Adopted Proposed Budget**

It is recommended that a budget of \$32,301,174 be approved for Sheriff - Operations. This budget is funded by \$3,072,561 in estimated department revenue and a contribution of \$29,228,613 from the General Fund.

It is also recommended to transfer in one Storekeeper II position and one Lieutenant position from Administration.

Total recommended authorized positions— 187

## **Final Budget**

The Department is requesting an overall decrease in appropriations of \$3,333,280 in order to move programs and to purchase some much needed equipment for the Department. Also, the Department is requesting an overall decrease in estimated revenue of \$820,800. In addition, the Department is requesting to leverage one-time Public Safety Restoration (PSR) funds in the amount of \$383,787 to purchase equipment associated with the positions hired with Public Safety Restoration funds.

The Department is requesting a decrease of \$875,800 in estimated revenue and a decrease of \$4,066,108 in appropriations. Three programs have been identified in Sheriff – Operations to be moved to Sheriff – Administration: Civil, Records and Volunteers. This will allow the Department to maintain better accounting records of actual operations compared to estimated revenue and appropriations, and in alignment with their organization structure.

The Sheriff is requesting an increase of \$10,000 in estimated revenue and appropriations to recognize revenue and overtime costs associated with providing security to graduation ceremonies and other events at various local high schools. The Department was not requested to secure these events when the 2014-2015 Proposed Budget was prepared and submitted.

The Symbiosis event will be held again this year at Woodward Reservoir, with the Sheriff's Department being requested to provide security for the event. During the last event, held in 2013 the Department spent \$40,521 to provide security. This fiscal year's costs were not included in the 2015-2016 Proposed Budget request due to the event organizers not yet contacting the Department regarding security. Now the Department is beginning to plan for the event and is requesting an increase of \$45,000 in estimated revenue and appropriations to account for the contract that will be in place before the event begins. The cost to provide these services has increased as a result of 5% salary restoration since 2013. This increase in appropriations will be offset by an equivalent amount in revenue.

In an effort to increase safety, consistent with the Board's Priority of A Safe Community, the Sheriff's Department is requesting increased appropriations of \$152,560 to run a pilot program aimed at reducing costs associated with traffic collisions and settlements related to these collisions. Of this amount, \$70,560 will be used to put 90 deputies through a pilot drivers training program, which will consist of 10 hours of behind the wheel training dedicated to teaching deputies how to drive smarter and safer. A study released from POST estimates that such training can reduce the potential for accidents related to driving by 10%, which can reduce the associated annual costs. This may help to reduce/prevent the number and severity of catastrophic accidents that could significantly impact County costs, and more importantly, avoid the potential for injury or death to one or more of those involved in the accident. The balance of the funding will be used for specific equipment that is used irregularly but is essential when needed. This has caused situations where a deputy has needed to respond to a situation at high speed in order to get a piece of equipment where it is needed quickly. The Department is requesting \$82,000 to outfit all patrol vehicles with the same equipment reducing the need to call for emergency backup just to get equipment.

The Department is requesting an increase of \$124,927 for ballistic panels in patrol cars. The Sheriff has carefully considered the benefits of the request for funds to put ballistic panels inside the front doors of the cars dedicated to patrol functions. There has been increased aggressiveness toward law enforcement on behalf of suspects being pursued. Recently a local law enforcement agency was involved in an incident where an officer was protected and possibly had his life saved due to the fact that his vehicle was outfitted with ballistic panels inside his vehicle door.

Current practice within the Sheriff's Department is to purchase taser units for new deputies and to replace those that break on an as needed basis. This has created a situation where many deputies are using equipment that is out of date and no longer supported by the manufacturer with new parts. The Department is requesting to increase appropriations by \$132,220 for 120 taser units. This request will outfit each of the deputies in the Department with new taser equipment that is currently supported by the manufacturer. The Department will attempt to return the broken 120 tasers to the manufacturer for a discount on the new tasers. If not possible, the Department will destroy the 120 tasers through the normal process. The Department will also work toward an agreement with the manufacturer that would return out of service tasers back to the manufacturer for a partial credit on future taser purchases.

The Department is requesting an increase of \$70,000 in appropriations for a sonar scanning system. A high resolution sonar scanning system is equipment used by the DIVE team in order to make search and recovery of cars/people from local waterways in a much faster and safer process. The current Sheriff's Department equipment requires a sonar unit to be towed behind a boat, which makes pinpointing the location of a target very difficult and the images that come in from those systems are very blurry and take skill and experience to be able to read them accurately. The proposed high resolution system can be used from inside a boat and results in an image that is very clear and readable by someone with minimal training. Outside agencies have brought this system into Stanislaus County upon request of the Sheriff's DIVE team allowing the team to discover a body in a matter of a couple hours after the team had been unsuccessful in identifying the vehicle/body after searching the very same area for almost 10 days. The people of Stanislaus County will benefit by the Department's use of this equipment if they ever are in need of the DIVE team because the active search time will be reduced by about 80%.

The Sheriff is moving into a newly renovated Coroner Facility and requests an increase of \$10,000 in appropriations in order to purchase equipment such as utility carts for autopsy and an autopsy carrier compatible with the new racking system. The Department is also requesting an increase in appropriations of \$110,947 to fund utilities, janitorial, maintenance labor and maintenance supplies for the Coroner Facility that is scheduled to open in the 2015-2016 Fiscal Year.

As part of Public Safety Restoration a Lieutenant position was approved to be assigned to the Chief Executive Office – Office of Emergency Services. Fifty percent of this position will be used to restore a law enforcement leadership presence within Chief Executive Office – Office of Emergency Services for Stanislaus County, which was previously assigned on a full-time basis. This position will have direct responsibility for emergency management activities involving the Sheriff's Department and will serve as an active member of the County's Emergency Management Team. These costs will be funded by the Office of Emergency Services. The other fifty percent of the Lieutenant position will be assigned to support development of a new County Security Program in coordination with the Chief Executive Office.

This position will provide direct support for potential threats to County operations which impact the safety and security of County employees and customers. These costs will be funded with proceeds from the dissolution of the Modesto Regional Fire Authority for the 2015-2016 Fiscal Year, which are now in the County's general fund balance. To fund this position the Department will need an increase of \$77,174 in appropriations. Beginning in Budget Year 2016-2017 and thereafter, this position will be funded fifty percent through Sheriff Public Safety Restoration and fifty percent of funding from the Chief Executive Office – Office of Emergency Services.

### **Public Safety Restoration (PSR)**

In the 2014-2015 Mid-Year Financial Report, the Board of Supervisors approved Public Safety Restoration Phase I funding of up to \$2 million in Fiscal Year 2014-2015 and \$4 million in Fiscal Year 2015-2016. The Sheriff's Share of the \$4 million in Fiscal Year 2015-2016 for PSR is \$2,496,000. Of that amount \$1,718,906 was identified as ongoing, \$352,518 was identified as one-time costs needed to support the ongoing positions, and \$424,576 was identified as a surplus that the Department could use for one-time requests to support any Public Safety Restoration operations. The Department is requesting the use of \$383,787 for equipment in the Sheriff's Department to support Public Safety Restoration operations.

In order to house the detectives, community deputies, and the STING team that are being restored through funding from the public safety restoration program the Sheriff needs to reorganize the current office space dedicated to Investigations to outfit it with workspace and infrastructure to house the new Investigations teams. The Sheriff will leverage one time Public Safety Restoration funds of \$213,187 to fund the purchase of equipment and furniture.

The Sheriff is requesting an increase of \$135,600 in appropriations for a Leica 3D mapping system. The Leica 3D mapping system is a necessary crime scene mapping tool that will be used by the detectives in the Sheriff's Department. The system uses a rapidly spinning laser to take millions of readings per minute and the reflection of that laser is used to generate a 3d model of everything within 120 feet of the laser system. The rendered image is accurate to within 3mm for items at a distance of 120 feet from the laser source. These measurements are currently taken and recorded by hand which uses many hours of labor for detectives and crime analyst technicians who have to measure and catalog all of the elements of the crime scene so the scene can be accurately recreated if necessary. This 3d image will provide an easily viewable and accurate reconstruction of the crime scene which can be used for investigation purposes by the deputies as well as for reference at trial. This equipment will be used primarily by deputies hired through Public Safety Restorations funds.

The Department is requesting the use of \$35,000 of one-time funding from the Public Safety Restoration for ballistic panels. As mentioned above, the Sheriff is requesting ballistic panels to be installed in patrol vehicles. \$35,000 has been identified for the positions hired through Public Safety Restoration.

The department requests for Final Budget are recommended in full. It is recommended that a budget of \$28,967,894 be approved for Sheriff - Operations. This budget is funded by \$2,251,761 in estimated department revenue and a contribution of \$26,716,133 from the General Fund.

It is recommended to transfer out 48 positions:

- ♦ Two Administrative Clerk II positions to Administration
- ♦ Twenty-five Legal Clerk III positions to Administration
- ♦ Six Legal Clerk IV positions to Administration
- ♦ One Manager II position to Administration
- ♦ Six Supervising Legal Clerk II positions to Administration
- ♦ One Stock/Delivery Clerk II position to Administration
- ♦ Four Deputy Sheriff positions to Administration
- ♦ One Lieutenant position to Administration
- ♦ One Sergeant position to Administration
- ♦ One Legal Clerk III position to Contract Cities

It is also recommended to transfer in one position:

- ♦ One Deputy Sheriff from Administration

Total recommended authorized positions— 140

**STANISLAUS COUNTY, CALIFORNIA**  
**Fiscal Year 2015-2016**



**CRIMINAL JUSTICE/PUBLIC PROTECTION**  
**Police Protection**

**SHERIFF—VEHICLE THEFT UNIT**

Budget Unit 1715 0028825  
 Special Revenue Fund

**SERVICES PROVIDED**

The Vehicle Theft Unit targets all vehicle-related cases including car-jacking, attempted murders, murders and kidnappings during an auto theft. The program focuses on investigation, arrests, and obtaining felony convictions and longer prison sentences for repeat offenders. This is carried out through multi-jurisdictional cooperation with law enforcement agencies throughout the State and constant contact with the Stanislaus County Auto Theft Task Force (StanCATT). The program provides funding for personnel costs for the Sheriff, the District Attorney and several other agencies that provide staffing for this unit, including the Ceres and Modesto Police Departments.

**FUND/CASH BALANCE**

As of July 1, 2015, this fund had a positive fund balance of \$433,676 compared to the July 1, 2014 positive balance of \$282,182. This increase is due to vacant positions within the unit. The Department anticipates using \$41,939 of fund balance in Fiscal Year 2015-2016 to pay salaries and benefits, as well as reimburse overtime to the California Highway Payroll for officers assisting the task force. Cash is tracking similar to fund balance.

<b>Sheriff - Vehicle Theft Unit</b>					
<b>Classification</b>	<b>2013-2014 Actual</b>	<b>2014-2015 Actual</b>	<b>2015-2016 Adopted Proposed</b>	<b>2015-2016 Recommended Adjustments</b>	<b>2015-2016 Recommended Final Budget</b>
Taxes	\$0	\$0	\$0	\$0	\$0
Licenses, Permits, Franchises	\$0	\$0	\$0	\$0	\$0
Fines, Forfeitures, Penalties	\$0	\$0	\$0	\$0	\$0
Revenue from use of Assets	\$0	\$0	\$0	\$0	\$0
Intergovernmental Revenue	\$432,366	\$441,026	\$415,000	\$0	\$415,000
Charges for Service	\$0	\$0	\$0	\$0	\$0
Miscellaneous Revenue	\$4,000	\$4,000	\$4,000	\$0	\$4,000
Other Financing Sources	\$0	\$0	\$0	\$0	\$0
<b>Total Revenue</b>	<b>\$436,366</b>	<b>\$445,026</b>	<b>\$419,000</b>	<b>\$0</b>	<b>\$419,000</b>
Salaries and Benefits	\$421	(\$421)	\$91,471	\$0	\$91,471
Services and Supplies	\$96,314	\$128,482	\$169,785	\$0	\$169,785
Other Charges	\$186,102	\$139,411	\$191,683	\$0	\$191,683
Fixed Assets					
Equipment	\$0	\$0	\$8,000	\$0	\$8,000
Other Financing Uses	\$0	\$0	\$0	\$0	\$0
Equity	\$0	\$0	\$0	\$0	\$0
Intrafund	\$0	\$0	\$0	\$0	\$0
Contingencies	\$0	\$0	\$0	\$0	\$0
<b>Gross Costs</b>	<b>\$282,837</b>	<b>\$267,472</b>	<b>\$460,939</b>	<b>\$0</b>	<b>\$460,939</b>
<b>Fund Balance</b>	<b>(\$153,529)</b>	<b>(\$177,554)</b>	<b>\$41,939</b>	<b>\$0</b>	<b>\$41,939</b>
<b>Net County Cost</b>	<b>\$0</b>	<b>\$0</b>	<b>\$0</b>	<b>\$0</b>	<b>\$0</b>

\*Net county cost carryover savings included in the 2015-2016 Recommended Final Budget is \$0.

## **PROGRAM DISCUSSION**

At the proposed level of funding, the Stanislaus County Auto Theft Task Force (StanCATT) will continue efforts toward deterrence and investigation of vehicle theft crimes. This program is fully funded by a dedicated revenue source resulting from a State collected \$1 vehicle license fee assessment that expires on January 1, 2018.

### **STAFFING IMPACTS**

#### **Adopted Proposed Budget**

There were no requested changes to the current level of staffing.

Total current authorized positions— 1

#### **Final Budget**

There are no requested changes to the current level of staffing.

Total current authorized positions— 1

### **BUDGET RECOMMENDATIONS**

#### **Adopted Proposed Budget**

It is recommended that a budget of \$460,939 be approved for Sheriff – Vehicle Theft Unit. This budget is funded by \$419,000 in estimated department revenue and \$41,939 in departmental fund balance.

There are no recommended changes to the current level of staffing.

Total recommended authorized positions— 1

#### **Final Budget**

There are no recommended changes in funding to this budget.

There are no recommended changes to the current level of staffing.

Total recommended authorized positions— 1



# **A Healthy Community**

Area Agency on Aging/Veterans' Services

Behavioral Health and Recovery Services

Child Support Services

Children and Families Commission

Community Services Agency

Health Services Agency



## A Healthy Community

A healthy community is vital to the quality of life for our residents. The primary focus on protecting and promoting the physical health and safety of our residents includes preventing disease, disability and death.

Protecting emotional safety focuses on social problems that include homelessness, incarceration, and



fragmented families with financial and emotional needs. An emphasis on prevention helps to improve the quality of life for those served. Resources dedicated to prevention allow a broader population to be served than the resources required for direct service. Audits and external oversight of State and Federal mandated programs demonstrate that County agencies are effectively administering these services.

- ◆ The Area Agency on Aging plans and coordinates senior services to promote independence and self-sufficiency. Veterans' Services provides assistance and advocacy to the men and women who served in the Armed Forces of America, their dependents and survivors;
- ◆ Behavioral Health and Recovery Services provides outpatient and residential behavioral health services to promote emotional health and recovery;
- ◆ The Department of Child Support Services enforces child support orders and establishes and enforces paternity orders;
- ◆ The Children and Families Commission funds education, health, and child care programs that promote early childhood development, from prenatal through age five;
- ◆ The Community Services Agency operates social welfare programs including protective services for children and adults, temporary financial assistance to those in need, emergency food assistance, foster care, and adoptions; and
- ◆ The Health Services Agency provides required public health programs including assessment, monitoring, reporting and assurance of the population's health, with a local focus on prevention and protection. The Agency also operates a safety net primary care and specialty clinic system and as an integrated and collaborative effort, trains Family Medicine and Orthopedic resident physicians.

## **FISCAL YEAR 2015-2016 ISSUES**

The 2015-2016 Final Budget recommends \$536,203,208 in appropriations for this priority area. These expenditures are funded by a combination of \$511,377,604 in department revenue and \$5,503,685 in fund balance/retained earnings. The net General Fund revenue allocation for Behavioral Health and Recovery Services' programs, including Mental Health and Public Guardian, is \$1,980,924; for the Community Services Agency programs, including General Assistance, In-Home Supportive Services Provider wages, Public Authority benefits, Public Economic Assistance, and Services and Support, the net General Fund revenue allocation is \$9,514,440, a permanent reduction of \$1.8 million; for the Health Services Agency programs, including Clinics and Ancillary Services, Indigent Health Care, and Public Health, the net General Fund revenue allocation is \$ 7,173,416.

The Department of Aging and Veterans Services Final Budget totals over \$4 million and includes sufficient Older American Act (OAA) funding that will provide through Howard Training Center (HTC), the Senior Meals Program provider, five days per week of meal service at all 13 Congregate Meal sites located throughout the County. Additionally, through an act of the State legislature, the County's Veterans Services Office will now receive a permanent subvention funding allocation from the California Department of Veterans Affairs. This funding is primarily for California Veterans Service Offices to hire additional staff to assist veterans who are returning from recent conflicts. One full-time Veterans Representative position is recommended for the Department. The Department continues to partner with the Veterans Advisory Commission to develop a Veterans Center Facility. The net General Fund revenue allocation for Aging and Veterans Services is \$653,139.

Behavioral Health and Recovery Services, with a total Final Budget of \$104.7 million, continues to work with the Chief Executive Office on implementing strategies that reduce costs and preserve scarce reserves. This includes the final goal of the strategic plan for the 24/7 Secure Mental Health Services that was approved by the Board of Supervisors in November 2012, implementation of a Crisis Stabilization Unit (CSU). The CSU is ready to be bid in the coming weeks, will be operational in the new fiscal year and is expected to bring additional relief from hospitalization exposure.

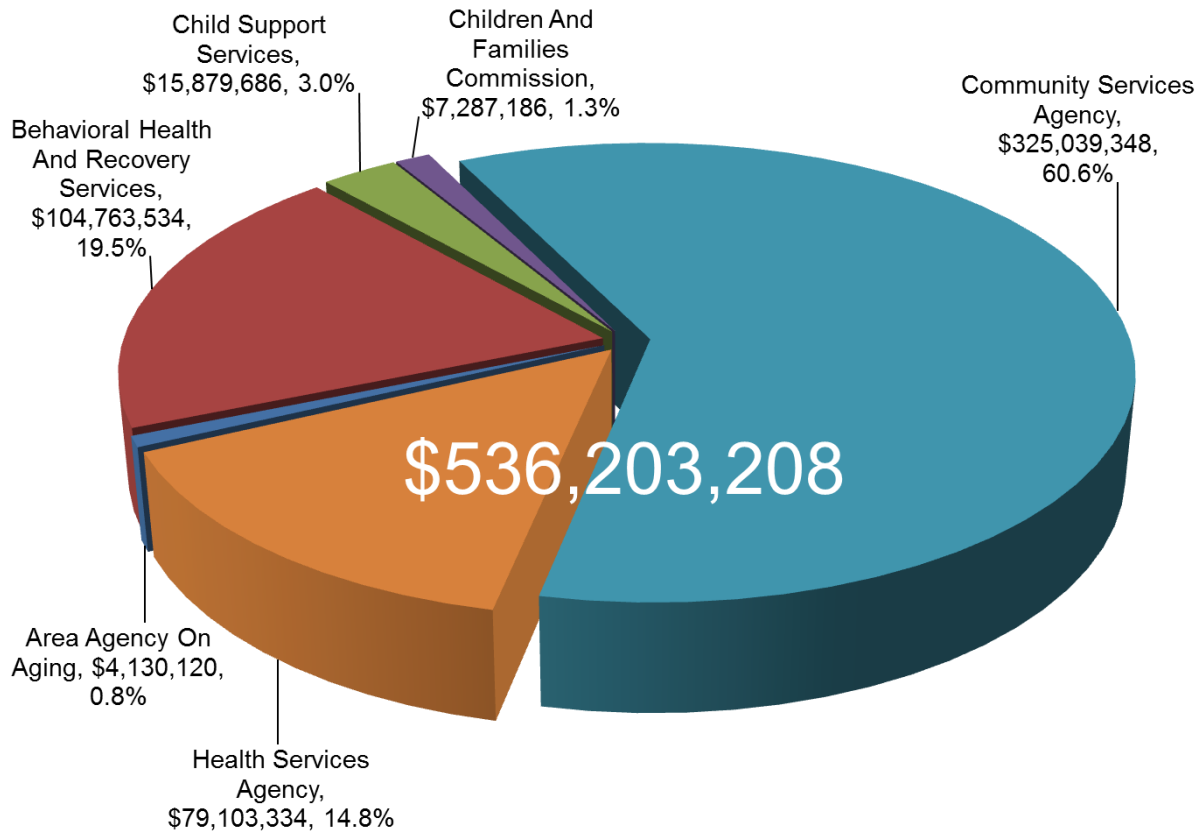
In Community Services Agency (CSA) the Final Budget totals \$325.0 million. This includes Federal and State funding in support of Health Care Reform and Welfare to Work early engagement, family support and subsidized employment. It is estimated that one in 1.9 persons residing in Stanislaus County now have access to health care and nutritional assistance. At the same time, the number of persons on cash aid (CalWORKs and General Assistance) have decreased from a high of one in 16.3 persons receiving services in Fiscal Year 2010-2011, to one in 19 persons receiving services in Fiscal Year 2014-2015. The County

Match of \$9.5 million reflects a permanent reduction of \$1.8 million, freeing up discretionary funds for other purposes.

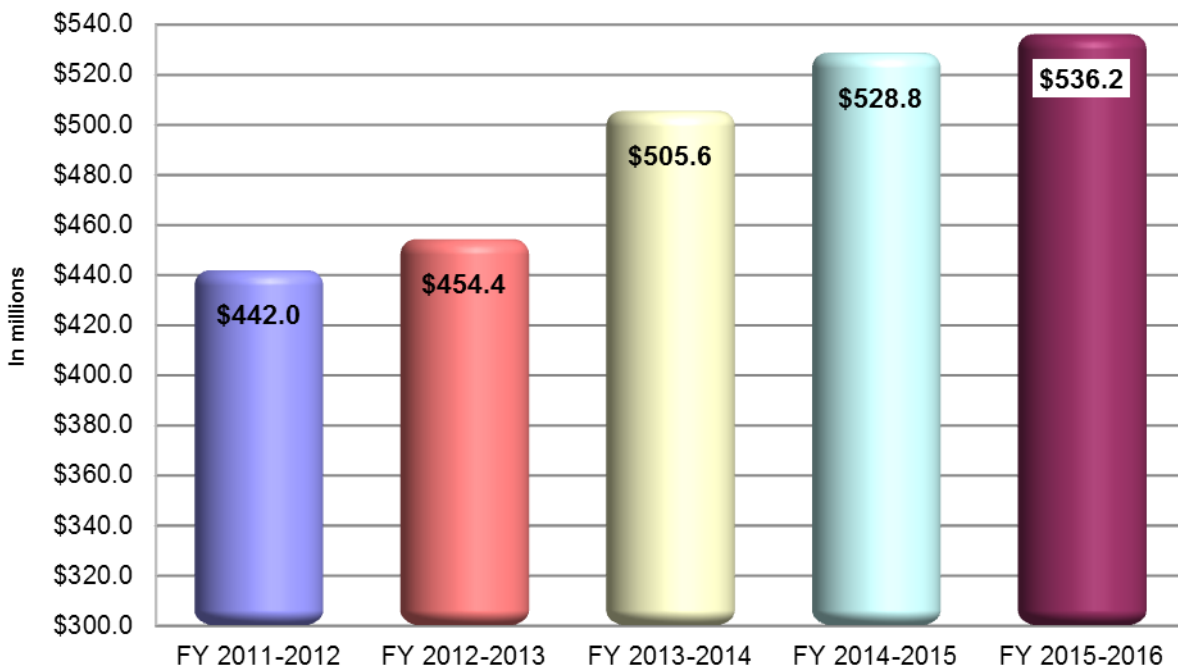
The Health Services Agency's Final Budget totals \$79.1 million and reflects a permanent reduction of over \$10 million in 1991 Health Realignment funding as the result of the State's redirection of funding from the implementation of the Affordable Care Act and Medi-Cal expansion, which began January 1, 2014. The Agency anticipates receiving funding through two separate Intergovernmental Transfers (a Federal Medicaid matching program), as well as Federal grant funding from attestation of Meaningful Use of its electronic medical records system. The Agency's County Match of \$7.2 million reflects a permanent reduction of \$600,000, freeing up discretionary funds for other purposes.



## A Healthy Community Recommended Appropriations Fiscal Year 2015-2016



### Five Year Comparison of Appropriations





# A Healthy Community

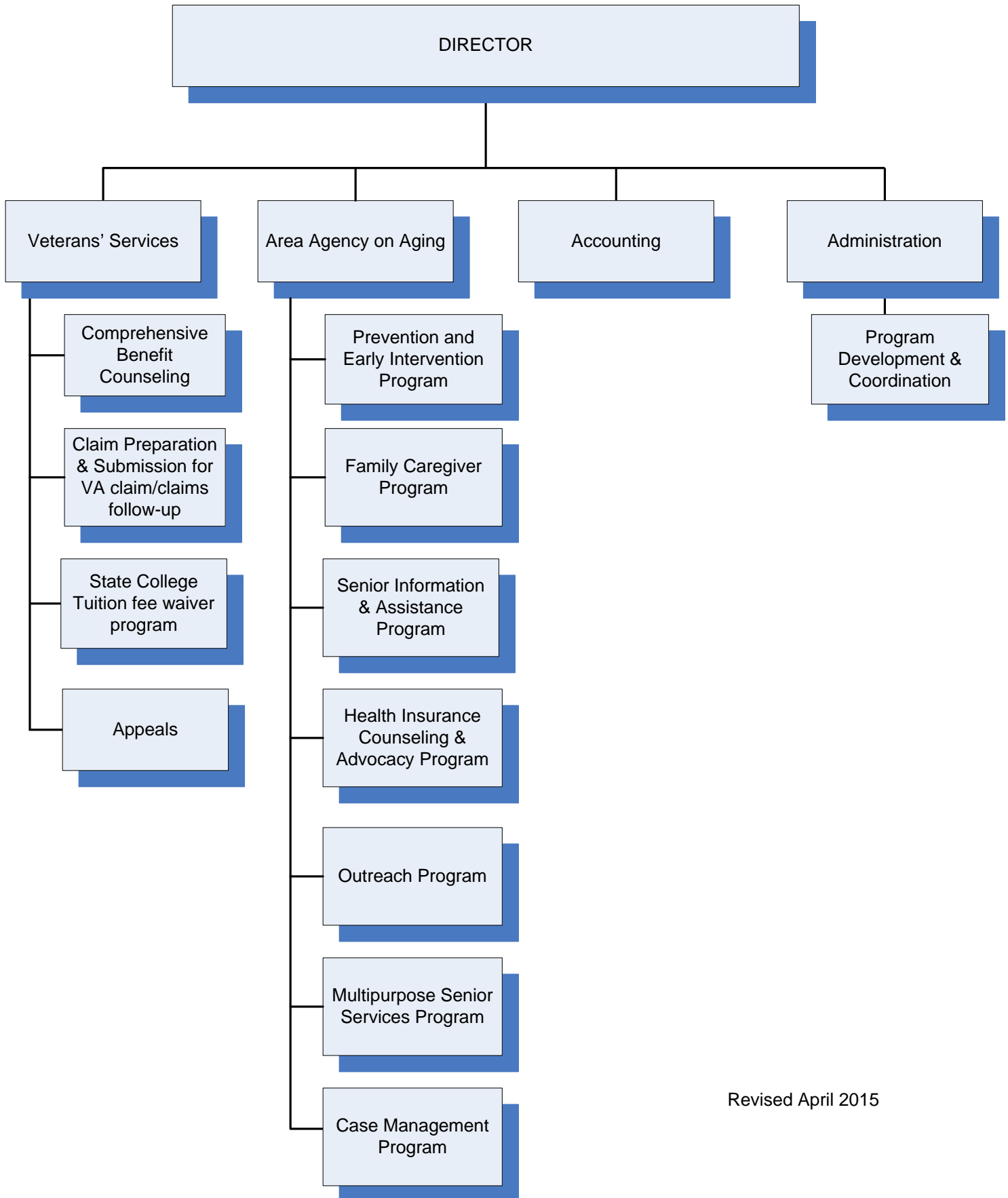
<b>PAGE</b>				<b>Recommended 2015-2016</b>
<b>AREA AGENCY ON AGING</b>				<b>\$4,130,120</b>
	<b>Fund</b>	<b>Org</b>		
237	1051	0031000	Area Agency on Aging	\$3,575,978
240	0100	0032000	Veterans' Services	\$554,142
<b>BEHAVIORAL HEALTH AND RECOVERY SERVICES</b>				<b>\$104,763,534</b>
	<b>Fund</b>	<b>Org</b>		
246	1501	6000000	Behavioral Health and Recovery Services	\$49,129,745
252	1502	6500001	Alcohol and Drug Program	\$9,298,052
255	1504	6400001	Managed Care	\$10,668,270
259	1507	6800000	Mental Health Services Act (MHSA)	\$31,798,359
264	1503	6030000	Public Guardian	\$1,280,565
267	1505	6700001	Stanislaus Recovery Center	\$2,588,543
<b>CHILD SUPPORT SERVICES</b>				<b>\$15,879,686</b>
	<b>Fund</b>	<b>Org</b>		
272	1071	0240000	Child Support Services	\$15,879,686
<b>CHILDREN AND FAMILIES COMMISSION</b>				<b>\$7,287,186</b>
	<b>Fund</b>	<b>Org</b>		
279	1755	0016140	Children and Families Commission	\$7,287,186
<b>COMMUNITY SERVICES AGENCY</b>				<b>\$325,039,348</b>
	<b>Fund</b>	<b>Org</b>		
287	1631	0045050	Services and Support	\$146,382,212
297	1637	0045961	County Children's Fund	\$110,050
299	1633	0045901	General Assistance	\$670,128
302	1640	0045980	IHSS Public Authority--Administration	\$674,670
305	1641	0045990	IHSS Public Authority--Benefits	\$749,460
308	1642	0045992	IHSS Provider Wages	\$70,371,716
311	1636	0045951	Integrated Children's Services	\$0
313	1632	0045801	Public Economic Assistance	\$106,081,112



# A Healthy Community

<b>PAGE</b>				<b>Recommended 2015-2016</b>
<b>HEALTH SERVICES AGENCY</b>				<b>\$79,103,334</b>
	<b>Fund</b>	<b>Org</b>		
322	1401	1301000	Administration	\$6,926,714
326	4051	1010001	Clinics and Ancillary Services	\$44,439,150
329	1429	1210001	Emergency Medical Services Discretionary Fund	\$202,649
331	1404	1501000	Indigent Health Care Program	\$565,207
335	1434	1500010	IHCP-Emergency Medical Services Hospital	\$228,000
338	1435	1500020	IHCP-Emergency Medical Services Physicians	\$445,500
341	1402	1200001	Public Health	\$26,276,114
345	1428	1250001	Public Health - Vital and Health Statistics	\$20,000
<b>TOTAL</b>				<b>\$536,203,208</b>

**STANISLAUS COUNTY  
AREA AGENCY ON AGING**



Revised April 2015

**STANISLAUS COUNTY, CALIFORNIA**  
**Fiscal Year 2015-2016**  
**HUMAN SERVICES**  
**Other Assistance**



**AREA AGENCY ON AGING**  
**Margie Palomino, Director**

<b>BUDGET AT A GLANCE</b>	
Gross Costs	\$4,130,120
Total Revenue	\$3,476,981
Fund Balance/Retained Earnings	\$0
<b>Net County Cost</b>	<b>\$653,139</b>
Total Recommended Staffing	22
% Funded by Local Discretionary Funds	15.8%

**MISSION STATEMENT**

The Mission of the Department of Aging and Veterans Services is to help seniors and veterans obtain the services and benefits they need to live secure, healthy, and independent lives.

**ACCOMPLISHMENTS AND OBJECTIVES**

The Accomplishments of 2014-2015 and Objectives for the 2015-2016 Fiscal Year for Area Agency on Aging include:

<b>FISCAL YEAR 2014-2015 ACCOMPLISHMENTS</b>	<b>FISCAL YEAR 2015-2016 OBJECTIVES</b>
<ul style="list-style-type: none"> <li>◆ Continued to coordinate with various government and community agencies to meet the growing needs of the senior population.</li> <li>◆ Continued to address mental health needs of seniors through the depression Prevention and Early Intervention (PEI) programs, collaborating with the Behavioral Health &amp; Recovery Services department. This year a Brief Counseling program using the expertise of Licensed Clinical Social Workers was added to offer brief counseling to seniors who are experiencing depression/anxiety.</li> <li>◆ Food insecurity and health promotion were addressed through a variety of programs: Farmers Market Coupon distribution, SNAP-Ed, and Green Bag programs in collaboration with the Healthy Aging Association. SNAP-Ed includes a short seminar including ways to develop healthy eating and exercise habits. Green Bag programs are available in Modesto, Oakdale, and Grayson, distributing a bag of fresh fruits and vegetables monthly. SNAP-Ed and Green Bag are collaboration programs with the Healthy Aging Association.</li> <li>◆ Continued to participate with the Stanislaus Elder Abuse Prevention Alliance (SEAPA)</li> </ul>	<ul style="list-style-type: none"> <li>◆ In addition to continuing with the programs and services listed, the Department will contract with a care coordination agency to create a Transitional Care Program.</li> <li>◆ Create a case management program to assist seniors who do not qualify for Multipurpose Senior Services Program (MSSP).</li> <li>◆ Continue to recruit volunteers to assist with various programs, particularly bi-lingual volunteers. These volunteers will visit homebound/isolated seniors.</li> <li>◆ Plan greater number of outreach events to low income seniors, increasing their awareness of services and programs to assist them.</li> <li>◆ Work with local elementary schools to create an intergenerational mentoring program.</li> <li>◆ Continue to give staff support to the Veterans Advisory Commission.</li> <li>◆ The County Veterans Service Office will continue to assist the Veterans Advisory Commission in the following priorities: 1) Development of the "One-Stop Shop" facility concept for veterans services in Stanislaus County; 2) Increase outreach efforts to inform all veterans of services available to them; 3) Continue to develop the Transportation for Homebound Veterans as well as increase the VA transportation</li> </ul>



FISCAL YEAR 2014-2015 ACCOMPLISHMENTS	FISCAL YEAR 2015-2016 OBJECTIVES
<p>to increase community awareness about elder abuse. Events throughout the County have given the Area Agency on Aging (AAA) opportunities to promote the many services available through our Department.</p> <ul style="list-style-type: none"> <li>◆ Continued to participate with 35 other agencies and county departments in the Senior Coalition of Stanislaus County. The Coalition meets monthly to discuss and implement ways to collaborate regarding delivery of health and wellness services, especially to seniors who are eligible for both Medicare and Medi-Cal.</li> <li>◆ Co-sponsored with the Healthy Aging Association, the 13<sup>th</sup> Annual Healthy Aging and Fall Prevention Summit. Over 1,000 seniors and caregivers received various health screens and information from over 75 vendors.</li> <li>◆ Continued a symbiotic relationship with the California State University Stanislaus social work and nursing departments by accepting interns to assist with the Multipurpose Senior Services Program (MSSP).</li> <li>◆ Through grants and donations received by the Stanislaus Senior Foundation, the staff was able to assist seniors with critical emergency needs. The AAA staff collaborated with the staff of the Adult Protective Services to identify and meet those needs. The emergency assistance included payment of utility disconnect notices; gift bags with household items for very low income seniors; I-pods with music for seniors with dementia; and home assistive device purchase and installation.</li> <li>◆ Volunteers were recruited to assist with the needs of seniors in various programs: PEI, Family Caregiver Support Program, Health Insurance Counseling and Advocacy Program (HICAP), and MSSP.</li> <li>◆ Worked with the Consolidated Transportation Services Agency to assist with coordinating transportation for veterans to medical appointments in the Bay Area.</li> <li>◆ Provided staff support to the Veterans Advisory Commission and assisted in the accomplishment of the following goals: 1) the development of the Facilities Needs Assessment, 2) the development of a strategy to create a sustainable financial model to establish a Veterans Center Facility, 3) reduction of County's Parks and</li> </ul>	<p>volunteer base; and 4) Provide education and job placement opportunities for veterans.</p> <ul style="list-style-type: none"> <li>◆ Continue to work with other veterans groups/organizations to assist in the establishment of a Veterans Court. Additionally the Veterans Services Office will continue to work with these groups to assist homeless veterans to help them secure housing, employment and other supportive services.</li> </ul>

FISCAL YEAR 2014-2015 ACCOMPLISHMENTS	FISCAL YEAR 2015-2016 OBJECTIVES
<p>Recreation fees and establishment of a statewide Veterans Identification card, 4) increased coordination of services and referrals which resulted in a significant increase in the number of veteran referrals to the County Veterans Services Office, 5) increased access to medical transportation for homebound veterans by securing two vans and increasing the number of Veterans Administration (VA) volunteers to take veterans to Bay Area medical appointments.</p>	

**BUDGETS WITHIN AREA AGENCY ON AGING INCLUDE:**

- ◆ Area Agency on Aging
- ◆ Veterans' Services

**STANISLAUS COUNTY, CALIFORNIA**  
**Fiscal Year 2015-2016**  
**HUMAN SERVICES**  
**Other Assistance**



**AREA AGENCY ON AGING**

Budget Unit 1051 0031000  
Special Revenue Fund

**SERVICES PROVIDED**

The Area Agency on Aging (AAA), in accordance with the Older Americans Act (OAA), serves as a visible and effective advocate for older individuals and provides local leadership in accomplishing State and Federal program goals. The AAA also plans and coordinates senior services in Stanislaus County, providing those services either directly or through contracts, to approximately 12,000 seniors with priority to those who are low income, frail, minority, and/or at risk of losing their independence. Senior Information and Assistance, Outreach, Family Caregiver Support Program, Multipurpose Senior Services Program (MSSP), the Health Insurance Counseling and Advocacy Program (HICAP) and Project Hope, which is funded with Prevention and Early Intervention (PEI) funds from Behavioral Health and Recovery Services' Mental Health Services Act, are provided as direct services. Additionally, beginning in Fiscal Year 2015-2016, the AAA has obtained authorization from the California Department of Aging to use \$52,000 of Title III-B Supportive Services to directly operate a Case Management program. All other OAA programs and services are contracted to local service providers, including: Congregate and Home-Delivered Meals, Legal Assistance, Ombudsman, Elder Abuse Prevention, Homemaker, Respite Care, Employment, Disease Prevention, and Health Promotion (Young at Heart Exercise Program).

The AAA will continue to be involved and expand the numerous partnerships and collaborations with community organizations and other County departments. This aging network will continue to find ways to expand the community-based system of services, which include but are not limited to those offered by the AAA, that will assist the increasing number of seniors and adults with disabilities to remain independent and live in their communities for as long as possible. The AAA will also continue to offer staff support to its advisory board, the Commission on Aging; to the Services to Older Adults Advisory Council (STO AAC); and to the Veterans Advisory Commission. Additionally, the AAA, in partnership with the Healthy Aging Association, will offer the 13<sup>th</sup> Annual Healthy Aging and Fall Prevention Summit and be an active member of the Stanislaus Elder Abuse Prevention Alliance (SEAPA), the Stanislaus Senior Foundation and the Stanislaus Senior Coalition.

**FUND/CASH BALANCE**

As of July 1, 2015, this fund had a positive fund balance of \$1,008,517 compared to the July 1, 2014 positive balance of \$801,907. This increase is due to the timing of receipt of the State and Federal grant funding.

As of July 1, 2015, this fund had a positive cash balance of \$826,052 compared to the July 1, 2014 positive balance of \$488,627. The increase is due to the timing of receipt of the State and Federal grant funding. The difference between the cash and fund balance is \$182,264, reflected in accounts receivable for outstanding State and Federal reimbursement.

<b>Area Agency on Aging</b>					
<b>Classification</b>	<b>2013-2014 Actual</b>	<b>2014-2015 Actual</b>	<b>2015-2016 Adopted Proposed</b>	<b>2015-2016 Recommended Adjustments</b>	<b>2015-2016 Recommended Final Budget</b>
Taxes	\$0	\$0	\$0	\$0	\$0
Licenses, Permits, Franchises	\$0	\$0	\$0	\$0	\$0
Fines, Forfeitures, Penalties	\$0	\$0	\$0	\$0	\$0
Revenue from use of Assets	\$2,004	\$2,586	\$0	\$0	\$0
Intergovernmental Revenue	\$2,794,940	\$2,986,758	\$2,966,056	\$0	\$2,966,056
Charges for Service	\$313,715	\$312,000	\$312,000	\$0	\$312,000
Miscellaneous Revenue	\$5,954	\$1,968	\$5,000	\$0	\$5,000
Other Financing Sources	\$0	\$1,280	\$0	\$0	\$0
<b>Total Revenue</b>	<b>\$3,116,613</b>	<b>\$3,304,592</b>	<b>\$3,283,056</b>	<b>\$0</b>	<b>\$3,283,056</b>
Salaries and Benefits	\$1,220,717	\$1,283,208	\$1,540,500	\$0	\$1,540,500
Services and Supplies	\$366,516	\$388,186	\$407,866	\$0	\$407,866
Other Charges	\$1,693,217	\$1,719,511	\$1,627,612	\$0	\$1,627,612
Fixed Assets	\$0	\$0	\$0	\$0	\$0
Other Financing Uses	\$36,727	\$0	\$0	\$0	\$0
Equity	\$0	\$0	\$0	\$0	\$0
Intrafund	\$0	\$0	\$0	\$0	\$0
Contingencies	\$0	\$0	\$0	\$0	\$0
<b>Gross Costs</b>	<b>\$3,317,177</b>	<b>\$3,390,905</b>	<b>\$3,575,978</b>	<b>\$0</b>	<b>\$3,575,978</b>
Fund Balance	(\$92,358)	(\$206,609)	\$0	\$0	\$0
<b>Net County Cost</b>	<b>\$292,922</b>	<b>\$292,922</b>	<b>\$292,922</b>	<b>\$0</b>	<b>\$292,922</b>

\*Net county cost carryover savings included in the 2015-2016 Recommended Final Budget is \$0.

## PROGRAM DISCUSSION

At the proposed level of funding, the Area Agency on Aging (AAA) will maintain levels of service both in Older Americans Act (AOA) and Prevention and Early Intervention (PEI) services. Due to a slight base increase in the Senior Nutrition Program during the Fiscal Year 2014-2015, the Department will be able to maintain the additional 10,400 senior meals at all 13 Congregate Meals sites and keep the sites serving meals five days per week. In addition, the Home-Delivered Meals program will also be able to deliver an additional 4,500 meals for Fiscal Year 2015-2016.

For Fiscal Year 2015-2016, the Department has obtained approval from California Department of Aging (CDA) to allocate a portion of the Title III-B Supportive Services to operate a Case Management program. Since the loss of the State-funded "Linkages" case management program in 2010, the County has been without a case management program for those seniors who have chronic conditions and/or physical limitations but do not qualify for programs such as In Home Supportive Services (IHSS) or MSSP due to the fact that their income/assets are above the Medi-Cal eligibility level. However, these seniors are at high-risk for being institutionalized and/or hospitalized because they do not know how to access services. The majority of these seniors are homebound and isolated and they lack the ability to manage their own home and healthcare needs; most of these seniors do not have family or friends who can help. The Department is requesting to add a Social Worker II position to provide these very important services to this high risk senior population. The estimated annual cost for this position is \$75,153. This position will be funded through the Older Americans Act, Title III-B Programs. Through this Case Management program, the Department will be able to assist these seniors by providing a comprehensive in-home assessment of their needs and create a care plan that will consist of the provision, monitoring and coordination of critical services so these seniors can remain independent and in their homes for as long as possible.

The Department will continue to offer Mental Health Services Act PEI services to approximately 250 seniors who experience depression and/or anxiety. In partnership with the County's Behavioral Health and Recovery Services (BHRS) Senior Access Team, these seniors receive services such as Friendly Visitor, Peer-to-Peer, or Brief Counseling. The purpose of these programs is to assist seniors with professional counseling services and social visits by volunteers or peer counselors to reduce risk factors or stressors before the onset of a mental health disorder. Through professional counselors and

volunteers, seniors are given the necessary tools and social supports so that they can continue to maintain their health and independence.

The Department is also requesting to add an Accountant I position. This position will assist the Department in meeting its fiscal reporting requirements associated with California State Department of Aging, the Veterans Service Office, Health Insurance Counseling Support Program, Multipurpose Senior Services Program and the Prevention and Early Intervention programs. Over the past 20 years the Department's budget and programming has increased from approximately \$1.3 million to \$3.6 million annually and fiscal reporting requirements for the funding sources has increased as well. Despite the funding and programming growth there has not been any staff added to support the Department. The increased fiscal functions were absorbed by one existing fiscal manager. The estimated annual cost of approximately \$73,419 for this position will be funded by the Older American Act funding. The Department, in accordance with the contracts with the California Department of Aging (CDA) will continue to comply with its administrative responsibilities to closely monitor the financial and programmatic operations of each service provider contract to ensure they are in compliance with Federal and State guidelines, laws, and regulations and that they stay within allocated revenues and approved expenditures.

## **STAFFING IMPACTS**

### **Adopted Proposed Budget**

The Department is requesting to add one new Social Worker II position to expand the Senior Information and Assistance program as detailed above.

The Department is also requesting to add one new Accountant I position to comply with fiscal responsibilities of the California Department of Aging's contracts.

Total current authorized positions— 14

### **Final Budget**

The Department is requesting to add one new Social Worker III position to comply with the State's caseload ratio in the Multipurpose Senior Services Program (MSSP). This position will be funded with existing appropriations.

Total current authorized positions— 16

## **BUDGET RECOMMENDATIONS**

### **Adopted Proposed Budget**

It is recommended that a budget of \$3,575,978 be approved for Area Agency on Aging. This budget is funded by \$3,283,056 in estimated department revenue and a contribution of \$292,922 from the County General Fund.

It is also recommended to add one Social Worker II position and one Accountant I position.

Total recommended authorized positions— 16

### **Final Budget**

There are no recommended changes in funding to this budget.

It is recommended to add one Social Worker III position.

Total recommended authorized positions— 17

**STANISLAUS COUNTY, CALIFORNIA**  
**Fiscal Year 2015-2016**  
**HUMAN SERVICES**  
**Veterans' Service**



**AAA—VETERANS' SERVICES**

Budget Unit 0100 0032000  
General Fund

**SERVICES PROVIDED**

The County Veterans' Services Office (CVSO) assists veterans and their qualified dependents in obtaining Federal, State, and local benefits and provides counseling on Federal, State, and local veterans' benefits, claim preparation and submission, claim follow-up, and initiation and development of appeals (when appropriate). Information and referral services to link veterans to other County and community services are also provided. Another crucial service provided to veterans is the College Fee Waiver Program. These services are provided to qualifying veterans whose dependents are attending colleges/universities in the California State University system. State subvention funds and discretionary General Fund revenue fund this program. In addition, beginning in Fiscal Year 2014-2015, the CVSO was successful in obtaining a two-year Proposition 63 grant from the California Department of Veterans Affairs (CDVA) to conduct mental health outreach activities in Stanislaus County targeting all combat Veterans. The CVSO will continue offering the increased outreach activities in partnership with the Veterans Advisory Commission, the Vet Center and the VA Modesto Clinic.

The goal of these services is to maximize Federal/State benefits and reimbursements. Since all of the compensation that veterans obtain is 100% federally funded, locally, the CVSO focuses on working with other County departments to maximize Federal revenue, which in turn saves County General Fund dollars. Following is a summary of the annual revenue the CVSO's activities bring to this County:

1. During the last reporting period, the CVSO obtained \$558,452 from the Department of Veterans Affairs in new and increased monthly cash benefits for Veterans. On an annualized basis this amounts to more than \$6.7 million dollars in new benefit payments.
2. Also, during the same period, the CVSO obtained \$8.8 million in one-time benefits for veterans or their dependents.

Studies have shown that monies spent in a community could turn over between three to seven times, which is a fairly accurate measure of the spending impact on a community). Using the conservative multiplier of three, this equates to a spending impact of at least \$20 million from the annualized monthly cash benefits and over \$26 million from the one-time benefits received.

3. \$85,500 was received in State Subvention funding. Additionally, the CVSO in partnership with other Veterans organizations will continue their joint efforts to obtain an additional, state-wide permanent allocation of \$5.6 million in Subvention funding for Fiscal Year 2015-2016. If successful, the Stanislaus County Veterans Services Office will receive an additional \$62,000 State Subvention allocation.
4. Approximately \$1,200,000 of cost avoidance to the County's General Fund by participating in the State Mandated Welfare Referral Program. This program requires the CVSO to verify and make benefit entitlement determinations on all public assistance referrals (i.e., General Assistance, CalWORKS, Food Stamps and Medi-Cal) received from the Community Services Agency.

The County Veterans' Services Office brings maximum return to the County for the funds expended in providing services to the veteran population. In addition to this revenue being spent in local businesses, the California Department of Finance estimates that approximately 16 cents of every award dollar represents new local tax revenue.

<b>AAA - Veterans Services</b>					
<b>Classification</b>	<b>2013-2014 Actual</b>	<b>2014-2015 Actual</b>	<b>2015-2016 Adopted Proposed</b>	<b>2015-2016 Recommended Adjustments</b>	<b>2015-2016 Recommended Final Budget</b>
Taxes	\$0	\$0	\$0	\$0	\$0
Licenses, Permits, Franchises	\$0	\$0	\$0	\$0	\$0
Fines, Forfeitures, Penalties	\$0	\$0	\$0	\$0	\$0
Revenue from use of Assets	\$0	\$0	\$0	\$0	\$0
Intergovernmental Revenue	\$131,514	\$174,291	\$110,500	\$82,925	\$193,425
Charges for Service	\$0	\$0	\$0	\$0	\$0
Miscellaneous Revenue	\$0	\$30	\$500	\$0	\$500
Other Financing Sources	\$0	\$0	\$0	\$0	\$0
<b>Total Revenue</b>	<b>\$131,514</b>	<b>\$174,321</b>	<b>\$111,000</b>	<b>\$82,925</b>	<b>\$193,925</b>
Salaries and Benefits	\$304,950	\$372,792	\$398,541	\$57,925	\$456,466
Services and Supplies	\$21,800	\$30,406	\$36,214	\$25,000	\$61,214
Other Charges	\$36,465	\$34,281	\$36,462	\$0	\$36,462
Fixed Assets	\$0	\$0	\$0	\$0	\$0
Other Financing Uses	\$8,826	\$0	\$0	\$0	\$0
Equity	\$0	\$0	\$0	\$0	\$0
Intrafund	\$5	\$10	\$0	\$0	\$0
Contingencies	\$0	\$0	\$0	\$0	\$0
<b>Gross Costs</b>	<b>\$372,046</b>	<b>\$437,489</b>	<b>\$471,217</b>	<b>\$82,925</b>	<b>\$554,142</b>
<b>Fund Balance</b>	<b>\$0</b>	<b>\$0</b>	<b>\$0</b>	<b>\$0</b>	<b>\$0</b>
<b>Net County Cost</b>	<b>\$240,532</b>	<b>\$263,168</b>	<b>\$360,217</b>	<b>\$0</b>	<b>\$360,217</b>

\*Net county cost carryover savings included in the 2015-2016 Recommended Final Budget is \$0.

## PROGRAM DISCUSSION

At the proposed level of funding, the County Veterans Services Office (CVSO) can maintain the same level of services to all the Veterans of Stanislaus County. The CVSO will be able to keep the same staffing levels, which include one extra-help Veterans Representative position. This position is essential to carry out the additional referral services and outreach activities as stated in the Proposition 63 grant obtained from the California Department of Veterans Affairs.

Additionally, due to the outreach efforts of the Veterans Advisory Commission to promote the services the CVSO provides for all Veterans in this County, the workload of this office has increased significantly. Consequently, the Veterans Representatives are enrolling more Veterans in services and making more referrals to other agencies and programs. The Department has seen a significant increase in the number of younger, newly discharged Veterans who are coming to the office to enroll in services or who are seeking referral to other services such as housing, employment, counseling, educational opportunities, etc. The CVSO has also received more requests from community organizations to make presentations about services available to Veterans.

As part of the 2014-2015 Adopted Final Budget the Department received State Subvention one-time funding of \$63,000 to support outreach and enrollment efforts. It is projected that approximately \$21,176 will remain for use in Fiscal Year 2015-2016. In order to absorb the additional work that has resulted from the excellent outreach efforts of the Veterans Advisory Commission, the Department is including the remaining State Subvention funding in this budget submission.

Efforts continue on the development of a one-stop Veterans Center Facility Project with the Chief Executive Office, the Veterans Advisory Commission, the new non-profit Veteran Foundation of Stanislaus County, and other stakeholders. The Veterans Advisory Commission in partnership with County staff conducted a Veterans Facility Needs Survey and a public workshop to review the survey findings with veteran stakeholders in 2013. These efforts concluded with the need to develop a consolidated location to provide a source for referrals to veterans. Planning efforts include relocation of the Stanislaus County Veterans Service Office, collocated with the Area Agency on Aging, into the proposed Veteran Center Facility. The Department's lease costs would transfer to the planned Veteran Center Facility. It is anticipated that the development of the Veteran Center Facility will be presented to the Board of Supervisors for consideration during Fiscal Year 2015-2016.



## **STAFFING IMPACTS**

### **Adopted Proposed Budget**

There were no requested changes to the current level of staffing.

Total current authorized positions— 4

### **Final Budget**

The Department is requesting to add one Veterans Service Representative. The County's Veterans Services Office will receive a permanent subvention funding allocation from the California Department of Veterans Affairs. This funding is primarily for California Veterans Service Offices to hire additional staff to assist veterans who are returning from recent conflicts. Currently, part-time staff is performing this work.

Total current authorized positions— 4

## **BUDGET RECOMMENDATIONS**

### **Adopted Proposed Budget**

It's recommended that a budget of \$471,217 be approved for Area Agency on Aging – Veterans Services. This budget is funded by \$111,000 in estimated revenue and a \$360,217 contribution from the General Fund that includes a one-time reimbursement of \$21,176 from the benefit of grant funds received in 2014-2015.

There are no recommended changes to the current level of staffing.

Total recommended authorized positions— 4

### **Final Budget**

The Departments is requesting an overall increase in appropriations and estimated revenue of \$82,925, due to a permanent subvention funding allocation from the California Department of Veterans Affairs.

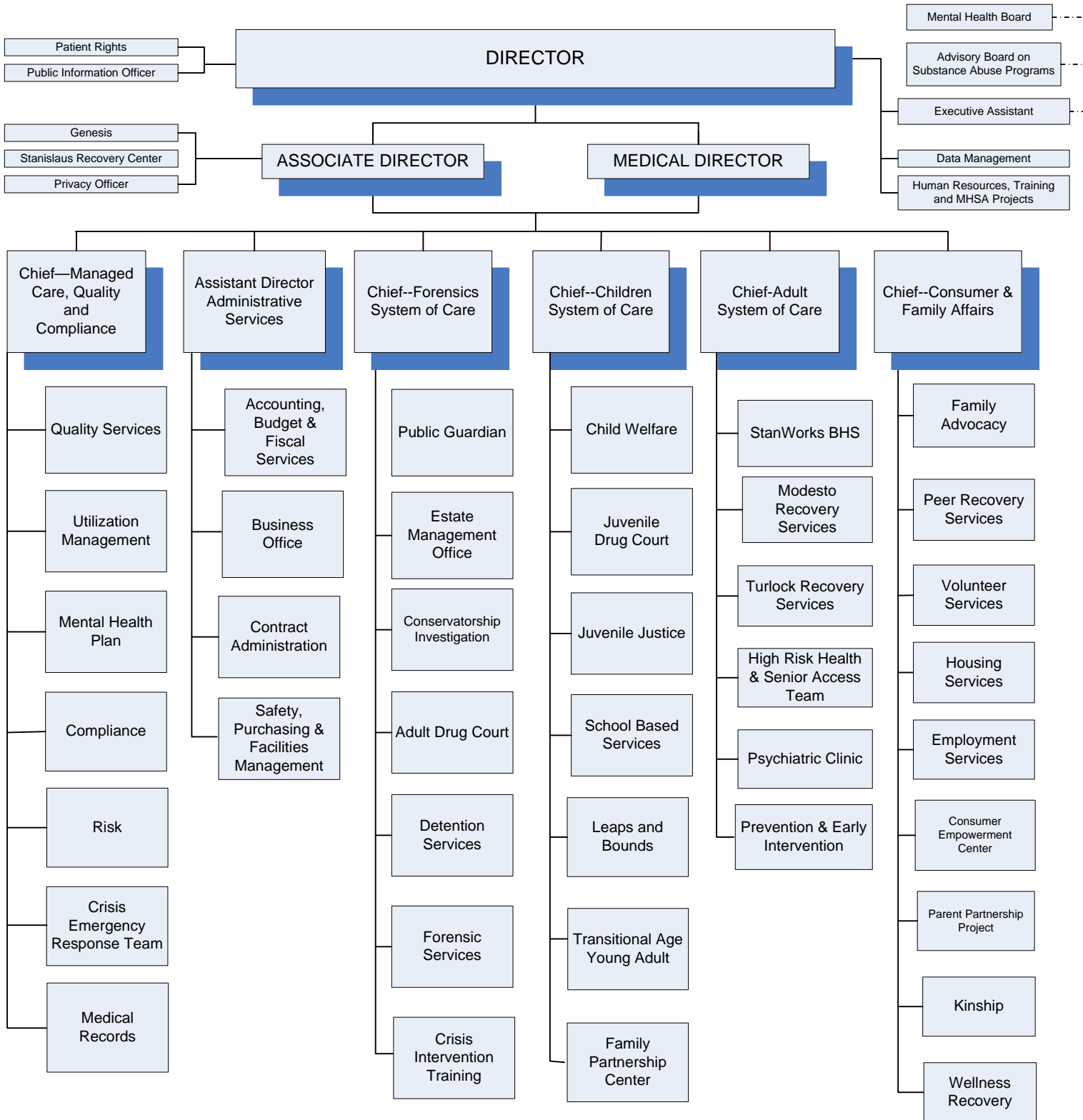
The department requests for Final Budget are recommended in full. It is recommended that a budget of \$554,142 be approved for Area Agency on Aging – Veterans Services. This budget is funded by \$193,925 in estimated revenue and a \$360,217 contribution from the General Fund.

It is recommended to add one Veterans Service Representative position.

Total recommended authorized positions— 5



# STANISLAUS COUNTY BEHAVIORAL HEALTH AND RECOVERY SERVICES



Revised June 2014



**HUMAN SERVICES**  
**Health**

**BEHAVIORAL HEALTH AND RECOVERY SERVICES**  
**Madelyn Schlaepfer, PhD.,**  
**Director**

**BUDGET AT A GLANCE**

Gross Costs	\$104,763,534
Total Revenue	\$97,747,330
Fund Balance/Retained Earnings	\$5,035,280
<b>Net County Cost</b>	<b>\$1,980,924</b>
Total Recommended Staffing	439
% Funded by Local Discretionary Funds	1.9%

**MISSION STATEMENT**

In partnership with our community, our mission is to provide and manage effective prevention and behavioral health services that promote the community's capacity to achieve wellness, resilience, and recovery outcomes.

**ACCOMPLISHMENTS AND OBJECTIVES**

The Accomplishments of 2014-2015 and Objectives for the 2015-2016 Fiscal Year for Behavioral Health and Recovery Services include:

FISCAL YEAR 2014-2015 ACCOMPLISHMENTS	FISCAL YEAR 2015-2016 OBJECTIVES
<ul style="list-style-type: none"> <li>◆ Implemented almost all aspects of the Electronic Health Record (EHR).</li> <li>◆ Completed installation of nearly 475 new personal computers/notebook computers for staff to accommodate EHR accessibility and to enable software upgrades.</li> <li>◆ The new IT Manager and the new Chief of Consumer and Family Affairs attended an intensive Leadership Institute offered by the California Institute for Behavioral Health Solutions and University of Southern California.</li> <li>◆ Implemented provisions of the Affordable Care Act, including expansion of Medi-Cal eligibility and new collaborations with local Medi-Cal Managed Care Plans.</li> <li>◆ Hired and trained the new Senior Leadership staff who replaced the IT Manager and the Chief of Consumer and Family Affairs.</li> <li>◆ Worked with Capital Projects staff to complete architectural design work for the new Crisis Stabilization Unit to be located on the Stanislaus Recovery Center site.</li> <li>◆ Completed a second planning process for Fiscal Year 2014-2015 Mental Health Services Act (MHSA) with the development of the MHSA Plan Update, presented to the Board of Supervisors in September 2014.</li> </ul>	<ul style="list-style-type: none"> <li>◆ Complete implementation of all modules of the Electronic Health Record, including electronic prescribing of controlled substances, eLabs, and Personal Health Record.</li> <li>◆ Transition to the new Diagnostic and Statistical Manual of Mental Disorders (DSM V) and to International Classification of Diseases Tenth Revision (ICD 10). This will be a major change in psychiatric diagnoses and coding practices and require EHR functionality.</li> <li>◆ Complete the second round of planning for Fiscal Year 2015-2016 MHSA with the development of a MHSA Plan Update.</li> <li>◆ The Executive Assistant and one other new Senior Leader will attend the intensive Leadership Institute offered by the California Institute for Behavioral Health Solutions and University of Southern California.</li> <li>◆ Implement the final goal of the Strategic Plan for 24/7 Secure Mental Health Services with the opening of a Crisis Stabilization Unit (CSU) on the Stanislaus Recovery Center campus by November 2015.</li> <li>◆ Continue to implement Department-wide use of iDashboard to enable monitoring of outcomes.</li> </ul>

FISCAL YEAR 2014-2015 ACCOMPLISHMENTS	FISCAL YEAR 2015-2016 OBJECTIVES
<ul style="list-style-type: none"> <li>◆ Completed the Fiscal Year 2015-2016 MHSA Annual Update, presented to the Board of Supervisors in June 2015.</li> <li>◆ Completed and opened Bennett Place, a new 18-unit apartment complex for individuals served by our Department.</li> <li>◆ Implemented a new Full Service Partnership, which is the most intensive level of treatment, for individuals on, or at risk of being on, a Lanterman Petris Short (LPS) conservatorship. These individuals are very vulnerable and this program is designed to reduce costly services.</li> <li>◆ Developed key indicators to monitor the Department's success in the Forensic System of Care using iDashboard.</li> <li>◆ Completed two Crisis Intervention Training (CIT) Academies for 43 first responders, including EMTs. This training is designed to provide them with skills to better intervene with individuals in emotional crisis.</li> <li>◆ Actively participated in the design of the new Day Reporting Center.</li> <li>◆ Convened meetings with healthcare partners and ethnic/cultural community leaders to ensure access to health care for underserved and unserved communities as well as effective coordination among all partners.</li> </ul>	<ul style="list-style-type: none"> <li>◆ Improve engagement of offender population into substance use treatment using quick access to assessment and education when Probation first identifies need for substance use treatment.</li> <li>◆ Successfully obtain Drug Medi-Cal certification from Department of Health Care Services for outpatient substance use treatment services, allowing billing for Federal financial participation funds to augment funding for these services.</li> <li>◆ Successfully integrate a new Assistant Director and a new Associate Director into our Executive Senior Leadership team.</li> </ul>

**BUDGETS WITHIN BEHAVIORAL HEALTH AND RECOVERY SERVICES INCLUDE:**

- ◆ Behavioral Health and Recovery Services
- ◆ Alcohol and Drug Program
- ◆ Managed Care
- ◆ Mental Health Services Act
- ◆ Public Guardian
- ◆ Stanislaus Recovery Center



**BEHAVIORAL HEALTH AND RECOVERY SERVICES**

Budget Unit 1501 6000000  
Special Revenue Fund

**SERVICES PROVIDED**

Behavioral Health and Recovery Services (BHRS) provides outpatient mental health services to seriously mentally ill adults and older adults, and seriously emotionally disturbed children and youth. BHRS also provides assessment and referral for inpatient mental health services, as appropriate. Services are highly integrated with other County Departments (Probation, Community Services Agency, Sheriff, and others). These services include individual, group and family counseling, rehabilitation services, case coordination, and medication.

Additional services provided by BHRS include:

1. Crisis emergency response services to all residents of Stanislaus County;
2. Housing and employment services to persons with serious mental illness;
3. Assessment and treatment services to handicapped and disabled students with serious emotional disturbance;
4. Mental Health and Alcohol and Drug assessment and treatment service to Temporary Assistance to Needy Families (TANF) recipients with Welfare to Work plans;
5. Fiscal and administrative support for the entire BHRS Department, including quality improvement, risk management, performance measurement, and employee training;
6. Clinical and support services to families that have had incidents of child abuse, neglect, or domestic violence and are seen by the collaborative Stanislaus Family Justice Center; and
7. Assessment and referral under the Specialty Mental Health Plan.

**FUND/CASH BALANCE**

As of July 1, 2015, this fund had a positive fund balance of \$15,921,040 compared to the July 1, 2014 positive balance of \$19,552,090. This decrease is primarily due to a post-closing adjustment transfer of \$4,193,019 to the BHRS Managed Care budget after July 1, 2014, to fund the Fiscal Year 2013-2014 operating deficit. Also contributing to this decrease is a decrease in receivables of \$5,835,125, a decrease in payables of \$1,196,449 and the Fiscal Year 2014-2015 year-end operating deficit of (\$181,741). In addition, it is anticipated that \$698,320 will be transferred to the BHRS Managed Care budget to cover the Fiscal Year 2014-2015 projected operating result as a post-closing adjustment.

As of July 1, 2015, this fund had a positive cash balance of \$18,228,820 compared to the July 1, 2014 positive balance of \$17,851,350. While cash was also impacted by the post-closing adjustment transfer to Managed Care of \$4,193,019, the increase in cash is primarily due to a \$5,835,125 decrease in receivables, a \$1,196,449 decrease in payables, an increase in deferred revenue of \$113,301, and the Fiscal Year 2014-2015 year-end operating deficit of (\$181,741). In addition, cash will also be impacted by the anticipated \$698,320 that will be transferred as a post-closing adjustment to the BHRS Managed Care budget to cover the Fiscal Year 2014-2015 projected operating result.

The difference between the cash and fund balance is \$2,307,780. The cash balance is greater than the fund balance due to outstanding payables included in other payables which have been accrued but not yet paid, offset by outstanding receivables included in other receivables which have been accrued but not yet collected.

<b>Behavioral Health and Recovery Services</b>					
<b>Classification</b>	<b>2013-2014 Actual</b>	<b>2014-2015 Actual</b>	<b>2015-2016 Adopted Proposed</b>	<b>2015-2016 Recommended Adjustments</b>	<b>2015-2016 Recommended Final Budget</b>
Taxes	\$0	\$0	\$0	\$0	\$0
Licenses, Permits, Franchises	\$0	\$0	\$0	\$0	\$0
Fines, Forfeitures, Penalties	\$0	\$0	\$0	\$0	\$0
Revenue from use of Assets	\$187,757	\$125,273	\$125,485	\$0	\$125,485
Intergovernmental Revenue	\$22,590,744	\$21,150,657	\$23,503,715	\$0	\$23,503,715
Charges for Service	\$19,361,982	\$19,516,297	\$21,980,250	\$0	\$21,980,250
Miscellaneous Revenue	\$396,418	\$542,815	\$427,355	\$0	\$427,355
Other Financing Sources	\$7,471	\$229,713	(\$104,516)	\$0	(\$104,516)
<b>Total Revenue</b>	<b>\$42,544,372</b>	<b>\$41,564,755</b>	<b>\$45,932,289</b>	<b>\$0</b>	<b>\$45,932,289</b>
Salaries and Benefits	\$20,760,646	\$22,844,290	\$26,693,916	\$0	\$26,693,916
Services and Supplies	\$17,325,555	\$20,472,108	\$23,502,875	\$0	\$23,502,875
Other Charges	\$2,367,002	\$2,205,117	\$3,319,888	\$0	\$3,319,888
Fixed Assets					
Buildings & Improvements	\$180,058	\$0	\$0	\$0	\$0
Equipment	\$0	\$19,106	\$145,000	\$0	\$145,000
Other Financing Uses	\$16,118,047	\$452,704	\$0	\$0	\$0
Equity	\$0	\$0	\$0	\$0	\$0
Intrafund	(\$2,832,398)	(\$3,402,881)	(\$4,531,934)	\$0	(\$4,531,934)
Contingencies	\$0	\$0	\$0	\$0	\$0
<b>Gross Costs</b>	<b>\$53,918,910</b>	<b>\$42,590,444</b>	<b>\$49,129,745</b>	<b>\$0</b>	<b>\$49,129,745</b>
<b>Fund Balance</b>	<b>\$10,549,179</b>	<b>\$181,043</b>	<b>\$2,372,097</b>	<b>\$0</b>	<b>\$2,372,097</b>
<b>Net County Cost</b>	<b>\$825,359</b>	<b>\$844,646</b>	<b>\$825,359</b>	<b>\$0</b>	<b>\$825,359</b>

\*Net county cost carryover savings included in the 2015-2016 Recommended Final Budget is \$0.

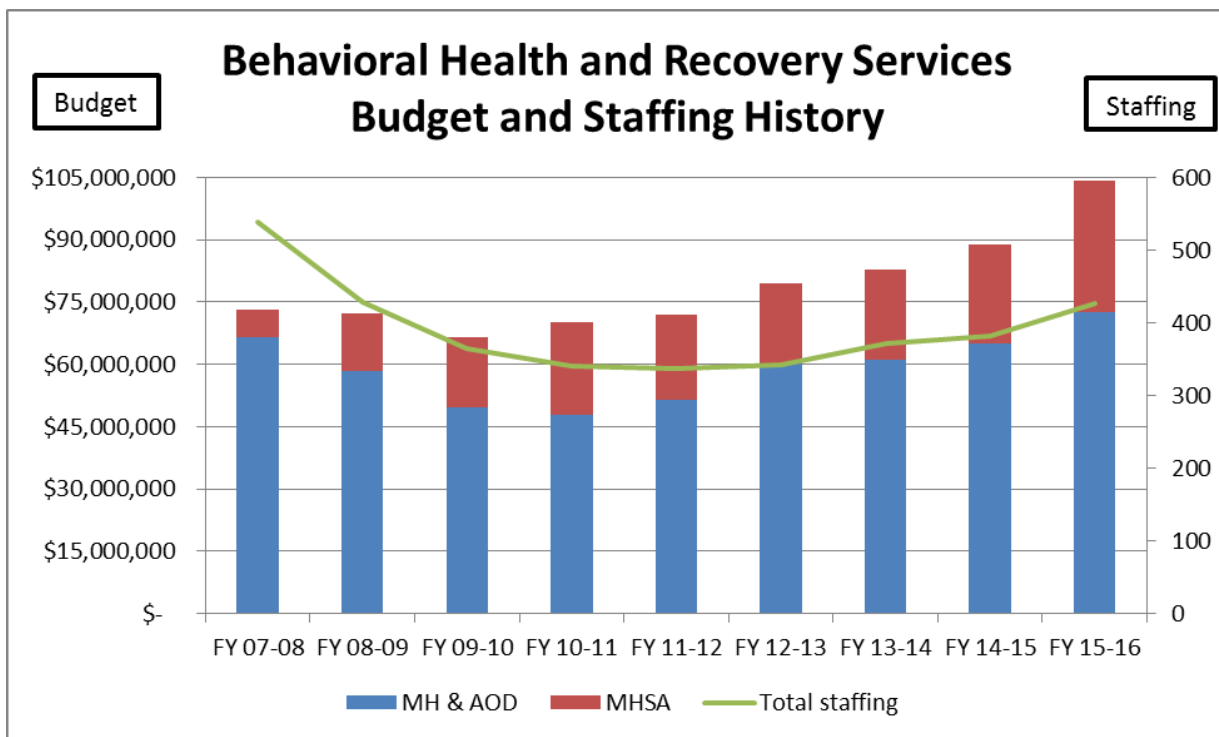
## PROGRAM DISCUSSION

Behavioral Health and Recovery Services (BHRS) finds itself in a challenging, yet enviable situation. The Department has been carefully implementing its strategic plan by tactically choosing to develop and implement, or expand existing, programs that do not require additional County General Fund dollars to operate. The Department's programs are expanding, which necessitates an increase in staffing, supplies, and equipment in multiple programs to meet the needs of the County's most vulnerable residents. This increase in demand for services coincides with the slowly improving state-wide economy such that sufficient revenue is being generated to offset the increased expense of providing these mandated services. Since implementation of the Affordable Care Act occurred in January 2014, BHRS has seen a 70% increase in the Medi-Cal eligible population and been challenged to keep up with the increased demand for services offered to the County's constituents.

This increase impacts a number of services within the Department, including the ability to meet State requirements for Medi-Cal Assessments. BHRS is required to ensure clients are being assessed within a set number of days from first contact with the Department. The Department's current standard for routine care is 30 days. The Department was recently audited by a federally-mandated External Quality Review Organization that was hired by the State to examine quality of services. During this audit, BHRS was informed that Federal guidelines will be changing to require that routine assessments be done no more than 15 days from initial contact. The State will ultimately require assessment within 10 days. To ensure that the Department can meet these more stringent regulations, the Department is requesting to add a Mental Health Clinician to the Crisis Emergency Response Team's Medi-Cal Assessment staff.

BHRS is heavily funded through an intricately woven array of Federal and State allocations. The Department's primary funding sources are Specialty Mental Health (Short-Doyle) Medi-Cal and 1991 Realignment. The Department's regulatory mandates include crisis intervention for all County residents,

hospitalization for Medi-Cal eligible individuals and uninsured residents, and allowable mental health services to Medi-Cal eligible adults and older adults with serious mental illness and to severely emotionally disturbed children and youth. Traditional funding for mental health and alcohol/drug programs has slowly grown to just above pre-recession levels. Mental Health Services Act funding has remained constant for several years with higher growth anticipated in the Fiscal Year. Staffing recommendations included in this budget would put the Department back at the level of staffing in Fiscal Year 2008-2009, even though program funding is approximately 44% higher. The following chart depicts the changing funding streams for behavioral health programs compared to staffing.



Of note, in Fiscal Year 2007-2008 staffing costs were approximately 50% of the total budget; in Fiscal Year 2015-2016 it is estimated that staffing costs are approximately 42% of the total budget, as numerous programs and services are provided through contracts with non-profit and community-based organizations.

Beginning July 1, 2012, the Early Periodic Screening, Diagnosis and Treatment (EPSDT) program was funded through 2011 State Realignment, which is based on a percentage of sales tax. EPSDT is the State's mandated match for Medi-Cal services provided to children and adolescents up to age 21. As such, it is an entitlement program. Prior to the enactment of 2011 State Realignment, EPSDT was funded out of State General Funds and reimbursement was based on the actual services provided. Services to EPSDT eligible children have been increasing since 2011 Realignment was established. Fiscal Year 2014-2015 projections are 10% higher than in 2012-2013. However, the 2011 Realignment base has never been increased. BHRS has only received approximately \$190,000 in growth funds, but has received some initial projections for growth from the California Behavioral Health Directors Association (CBHDA). The Department has included estimated growth into its 2015-2016 Proposed Budget based on these projections. CBHDA has been working closely with the State Controller's Office to determine an appropriate allocation methodology to insure that counties are provided sufficient funding to meet the demands of this entitlement program. The Department will continue to watch this process closely.

2011 Realignment includes the funding for the State's required match for Drug Medi-Cal (also an entitlement program), perinatal alcohol and drug treatment, Adult Drug Court, and Managed Care. Drug Medi-Cal has seen a significant surge in demand since the inception of 2011 Realignment and the Affordable Care Act. Drug Medi-Cal services have increased approximately 35% since Fiscal Year 2012-2013. At this time, the Department is fully using its 2011 Realignment allocation, creating a potential unfunded mandate should caseloads expand beyond the growth in the local revenue fund.

The Department will continue to monitor this closely. While caseloads have increased, the only staffing request at this time for Drug Medi-Cal services is to convert one extra-help position working near 40 hours per week to full-time.

The Department continues to address the dramatic increase in inpatient psychiatric hospitalizations. The final goal of the Strategic Plan for 24/7 Secure Mental Health Services, a Crisis Stabilization Unit (CSU) on the Stanislaus Recovery Center (SRC) campus, is on schedule to be operational by Winter 2015/2016. Mental Health Services Act (MHSA) and Capital Facilities funds are being used to remodel one wing of a building at SRC. Ongoing operating funding for the CSU will be through Medi-Cal Federal Financial Participation (FFP) and MHSA Community Services and Support funds.

The Department is also experiencing a rise in demand for Institutes for Mental Disease (IMD) beds. IMDs are locked facilities that are a step-down from higher cost, more intensive care, State Hospital beds. BHRS has seen a 30% increase in need and corresponding expenditures in the last year. Contributing factors to this increase include an aging County population that requires a higher level of care and a capacity shortage of Board and Care facilities. The lack of Board and Care beds requires the Department to maintain individuals in the higher level of care for a longer period of time. IMDs are funded through 1991 Realignment and department fund balance, which is not a sustainable funding source.

The Behavioral Health and Recovery Services has a total fleet of 69 vehicles; of those, 19 meet the minimum age and mileage requirements to be considered for replacement under the Fleet Services Policy. In cooperation with the General Services Agency Fleet Services, the Department is requesting to replace 12 vehicles identified for replacement consideration in Fiscal Year 2015-2016. These vehicles are used throughout the Department for transportation of equipment, furnishings, bulky items, site and home visits, as well as client transportation. The total cost to replace these vehicles is estimated at \$345,000 and will be funded by department revenue.

In addition, the Department is requesting to purchase four new vehicles which will support increased staffing in the Crisis Emergency Response Team, as well as increased program needs for client and staff transportation. The total cost of these vehicles is estimated at \$100,000 and will be funded by department revenue.

## **STAFFING IMPACTS**

### **Adopted Proposed Budget**

The Department is requesting 10 new positions in the Behavioral Health and Recovery Services budget.

- ◆ Add ten new positions:
  - Four block-budgeted Clinical Services Technician II positions:
    - One is for the Patients' Rights Unit to assist with patient advocacy, hearings, Placement Linking Conferences, and monitoring of Board and Care facilities. The Patients' Rights Unit is required to ensure conformance with mental health laws, regulations, and policies regarding the rights of recipients of mental health services. The Patients' Rights Unit investigates denial of rights, complaints, and monitors treatment programs as mandated by the State.
    - One is for the Wellness Recovery Center's Peer Support team to assist in the facilitation of groups and activities; provide engagement and support to reduce stigma and discrimination; provide services that facilitate wellness, recovery, and resilience and support individuals to accomplish their recovery and goals; and partner with individuals to assist with understanding, accessing, navigating, utilizing and evaluating services, supports and community resources. The Wellness Recovery Services (WRS) program provides Peer Support to individuals with severe mental illness by helping fellow peers cultivate their independence, self-confidence, and self-esteem.
    - Two are for the Leaps and Bounds/Children and Families Commission 0-5 program to provide outreach and engagement to reduce stigma and discrimination; participate in limited supportive counseling activities; and provide services that facilitate wellness,



recovery, and resilience and support individuals to accomplish their recovery and goals. The Leaps and Bounds Program provides services to children from birth to age five and their families who are victims of trauma and have not successfully been engaged by traditional methods of treatment. One of the two positions is to convert an extra-help position working over 30 hours per week to full-time.

- One Conservatorship Investigator position to meet the increasing demand for conservatorship investigations; attend treatment team meetings at Doctor's Behavioral Health Center and the Psychiatric Health Facility to discuss alternatives to conservatorship and to determine if a referral for conservatorship is appropriate; complete investigations on referrals for Temporary Conservatorship, both Lanterman Petris Short (LPS) and probate; complete investigations on Temporary Conservatorships to determine if permanent conservatorship is appropriate; and attend Restorative Policing, multi-disciplinary team meetings, and Adult Protective Services and BHRS staff meetings to discuss legal criteria needed to establish a conservatorship and discuss alternatives and develop care plans to avoid conservatorship and/or establish evidence to petition for conservatorship.
- Two block-budgeted Mental Health Clinician II positions for the Crisis Emergency Response Team/Medi-Cal Assessment Team (CERT) to provide assessments and crisis intervention for children, youth, adults, and the elderly in Turlock for Westside residents. CERT staff conducts their assessments primarily in emergency rooms, but also sees individuals in their office, located in a re-locatable building on the Stanislaus Recovery Center site. CERT is a 24-hour program with a minimum of three staff on three shifts. Increasing the number of available staff to respond is essential to the continued partnership with Doctor's Behavioral Health Center (DBCH) and other hospitals in the County. Adequate staffing will decrease the number of medical hospital beds being used by those with a mental health crisis or those waiting for assessment and triage at DBHC intake. One of the two positions is to convert an extra-help position working over 30 hours per week to full-time to insure coverage on all shifts due to increased demand.
- One block-budgeted Stock/Delivery Clerk II position to provide transportation services for adult clients with mental illness who have no other means of transportation and have difficulties accessing public transit from northeast, south, and west county regions to mental health services appointments at the Turlock Recovery Center. Turlock Recovery Services (TRS) provides intensive mental health treatment services for 280 to 300 adults living in Turlock, northeast, south, and west County regions. Due to increased program needs and recent volunteer staffing changes, the program can no longer rely on volunteer transport services.
- One block-budgeted Administrative Clerk II position in the Children's System of Care Seriously Emotionally Disabled program to convert an extra-help position working over 30 hours per week to full-time.
- One block-budgeted Mental Health Clinician II for Children's System of Care Seriously Emotionally Disabled program to convert an extra-help position working over 30 hours per week to full-time and increase the accessibility of intensive mental health services in school settings.

Total current authorized positions— 254

### **Final Budget**

The Department is requesting to transfer out one Behavioral Health Specialist II position to Mental Health Services Act. This is in relation to the approved June 16, 2015 agenda item for the 2015 Community Corrections Partnership Plan for the 2011 Public Safety Realignment for Fiscal Year 2015-2016, for the redesign of the Integrated Forensics Team (IFT) AB 109 program and the Substance Use Treatment-Day Reporting Center Program.

The Department is also requesting to add a new classification series of Psychiatric Nurse Practitioner and Senior Psychiatric Nurse Practitioner. There is a critical shortage of psychiatrists and having licensed staff that can perform a wide range of mental health services, including patient assessment, psychiatric diagnosis, and medication management frees up the psychiatrist to treat the most seriously ill patients. Qualifications at both levels of this classification will require certification as a Psychiatric Nurse Practitioner. These new classifications will reside with the California Nurses Association bargaining unit. The new pay scales will be as follows: Psychiatric Nurse Practitioner \$46.15 - \$56.09 and Senior Psychiatric Nurse Practitioner \$48.46 - \$58.89. The Department is requesting to reclassify one Senior Nurse Practitioner to a Senior Psychiatric Nurse Practitioner.



\*Total current authorized positions— 266

\*Separate agenda item dated June 16, 2015 approved a net increase of two additional positions since the Adopted Proposed Budget.

## **BUDGET RECOMMENDATIONS**

### **Adopted Proposed Budget**

It is recommended that a budget of \$49,129,745 be approved for the Behavioral Health and Recovery Services. This budget is funded from \$45,932,289 in estimated departmental revenue, the use of \$2,372,097 of departmental fund balance and \$825,359 contribution from the General Fund.

It is also recommended to add four new block-budgeted Clinical Services Technician II positions, one new Conservatorship Investigator position, three new block-budgeted Mental Health Clinician II positions, one new Stock/Delivery Clerk II position, and one new Administrative Clerk II position.

Total recommended authorized positions— 264

### **Final Budget**

There are no recommended changes in funding to this budget.

It is recommended to transfer out one Behavioral Health Specialist II position to Mental Health Services Act. It is also recommended to add the new classification series of Psychiatric Nurse Practitioner and Senior Psychiatric Nurse Practitioner and reclassify one Senior Nurse Practitioner to a Senior Psychiatric Nurse Practitioner.

Total recommended authorized positions— 265



**BEHAVIORAL HEALTH AND RECOVERY SERVICES—**  
**ALCOHOL AND DRUG PROGRAM**

Budget Unit 1502 6500001  
Special Revenue Fund

**SERVICES PROVIDED**

The Alcohol and Drug Program provides specialized alcohol and drug treatment and prevention services to Stanislaus County residents including:

1. Narcotic replacement (Methadone) detoxification and maintenance therapy;
2. Alcohol and drug treatment to persons incarcerated in jail facilities;
3. Adult Drug Court alcohol and drug treatment;
4. Treatment services for persons with substance use disorders, including persons with co-occurring substance use and mental health issues; and
5. Alcohol and drug prevention services for youth.

**FUND/CASH BALANCE**

As of July 1, 2015, this fund had a positive fund balance of \$574,992 compared to the July 1, 2014 positive balance of \$451,842. This increase is due to an increase in Drug Medi-Cal revenue related to the Affordable Care Act.

As of July 1, 2015, this fund had a positive cash balance of \$226,082 compared to the July 1, 2014 positive balance of \$544,159. The decrease is primarily due to an increase in other receivables of \$697,167 offset by an increase in deferred revenue of \$189,457. The increase in other receivables is mainly in Drug Medi-Cal payments outstanding while the increase in deferred revenue is due to the payment related to the Substance Abuse Prevention and Treatment block grant being received earlier.

The difference between the cash and fund balance is \$348,910. The fund balance is greater than the cash balance due to revenue that has been accrued but has not been received and is included in the other receivables.

<b>BHRS - Alcohol and Drug</b>					
<b>Classification</b>	<b>2013-2014 Actual</b>	<b>2014-2015 Actual</b>	<b>2015-2016 Adopted Proposed</b>	<b>2015-2016 Recommended Adjustments</b>	<b>2015-2016 Recommended Final Budget</b>
Taxes	\$0	\$0	\$0	\$0	\$0
Licenses, Permits, Franchises	\$0	\$0	\$0	\$0	\$0
Fines, Forfeitures, Penalties	\$9,119	\$10,541	\$10,200	\$0	\$10,200
Revenue from use of Assets	(\$1,081)	\$49	\$0	\$0	\$0
Intergovernmental Revenue	\$3,726,347	\$3,939,717	\$4,586,188	\$0	\$4,586,188
Charges for Service	\$2,807,557	\$3,725,175	\$4,701,664	\$0	\$4,701,664
Miscellaneous Revenue	\$252,664	\$438,088	\$0	\$0	\$0
Other Financing Sources	\$0	\$0	\$0	\$0	\$0
<b>Total Revenue</b>	<b>\$6,794,606</b>	<b>\$8,113,570</b>	<b>\$9,298,052</b>	<b>\$0</b>	<b>\$9,298,052</b>
Salaries and Benefits	\$1,990,089	\$2,188,754	\$2,494,406	\$0	\$2,494,406
Services and Supplies	\$4,605,954	\$5,174,020	\$6,199,289	\$0	\$6,199,289
Other Charges	\$138,290	\$140,156	\$147,064	\$0	\$147,064
Fixed Assets	\$0	\$0	\$0	\$0	\$0
Other Financing Uses	\$54,625	\$0	\$0	\$0	\$0
Equity	\$0	\$0	\$0	\$0	\$0
Intrafund	\$515,132	\$487,296	\$457,293	\$0	\$457,293
Contingencies	\$0	\$0	\$0	\$0	\$0
<b>Gross Costs</b>	<b>\$7,304,090</b>	<b>\$7,990,226</b>	<b>\$9,298,052</b>	<b>\$0</b>	<b>\$9,298,052</b>
<b>Fund Balance</b>	<b>\$509,484</b>	<b>(\$123,344)</b>	<b>\$0</b>	<b>\$0</b>	<b>\$0</b>
<b>Net County Cost</b>	<b>\$0</b>	<b>\$0</b>	<b>\$0</b>	<b>\$0</b>	<b>\$0</b>

\*Net county cost carryover savings included in the 2015-2016 Recommended Final Budget is \$0.

## PROGRAM DISCUSSION

At the proposed level of funding, the Department can maintain current services at Fiscal Year 2014-2015 levels. This budget serves individuals with substance use disorders. The primary sources of funding are Federal Substance Abuse Prevention and Treatment (SAPT) block grant, State 2011 Realignment and Drug Medi-Cal Federal Financial Participation.

Currently, the SAPT block grant includes a Maintenance of Effort (MOE) that requires expenditures for authorized services to remain at a level that is no less than the average of the two preceding years. When the State implemented 2011 State Realignment in Fiscal Year 2011-2012, the responsibility to meet the MOE for the SAPT block grant was shifted to the counties. Prior to that, this requirement was met by the State through the apportionment of State General Funds (SGF) to counties for the match to Drug Medi-Cal and other alcohol and drug services. The consequence of not meeting the MOE requirement is a dollar for dollar reduction of the SAPT block grant award. Counties are required to notify the State Department of Health Care Services (DHCS) of changes to county expenditure of funds. DHCS will then review and may approve the local changes depending on the level of expenditures needed to maintain the SAPT block grant statewide MOE requirement. The Department is currently monitoring the level of expenditures across the entire Alcohol and Other Drug System of Care to ensure that revenue levels are not compromised.

In Fiscal Year 2012-2013, the State implemented 2011 Realignment, which includes the funding for many former State funded alcohol and drug programs, including the State's required match for Drug Medi-Cal (an entitlement program), perinatal alcohol and drug treatment, and Adult Drug Court. Drug Medi-Cal has seen a significant rise in services since the inception of 2011 Realignment and the Affordable Care Act. Drug Medi-Cal services, primarily narcotic replacement therapy; have increased approximately 35% since Fiscal Year 2012-2013. In efforts to support this growth, the Department is requesting to convert one extra-help position working over 30 hours per week to full-time. At this time, the Department is fully using its 2011 Realignment allocation, creating a potential liability should caseloads expand beyond the growth in the local revenue fund. The Department will continue to monitor this closely.

The implementation of the Affordable Care Act (ACA) expanded eligibility for individuals with substance use disorder, the majority of which are reimbursed at 100% Federal Financial Participation. The ACA also made revisions to Drug Medi-Cal Certification requirements, enabling the Department to apply for certification for residential and out-patient services. Previous regulations were more restrictive and cost prohibitive. The Department anticipates submitting the application during the summer of 2015.

## **STAFFING IMPACTS**

### **Adopted Proposed Budget**

The Department is requesting to add one block-budgeted Clinical Services Technician II position in the Genesis Narcotic Replacement Therapy program to convert an extra-help position working more than 30 hours per week to full-time.

Total current authorized positions— 24

### **Final Budget**

The Department is requesting to transfer out one Behavioral Health Specialist II position to Mental Health Services Act. This is in relation to the approved June 16, 2015 agenda item for the 2015 Community Corrections Partnership Plan for the 2011 Public Safety Realignment for Fiscal Year 2015-2016, for the redesign of the Integrated Forensics Team (IFT) AB 109 program and the Substance Use Treatment-Day Reporting Center Program.

\*Total current authorized positions— 26

\*Separate agenda item dated June 16, 2015 approved an increase of one additional position since the Adopted Proposed Budget.

## **BUDGET RECOMMENDATIONS**

### **Adopted Proposed Budget**

It is recommended that a budget of \$9,298,052 be approved for the Behavioral Health and Recovery Services – Alcohol and Drug Program, funded from \$9,298,052 in estimated departmental revenue.

It is also recommended to add one block-budgeted Clinical Services Technician II position.

Total recommended authorized positions— 25

### **Final Budget**

There are no recommended changes in funding to this budget.

It is recommended to transfer out one Behavioral Health Specialist II position to Mental Health Services Act.

Total recommended authorized positions— 25



**BEHAVIORAL HEALTH AND RECOVERY SERVICES—MANAGED CARE**

Budget Unit 1504 6400001  
Special Revenue Fund

**SERVICES PROVIDED**

This budget provides oversight of Specialty Mental Health Managed Care functions for Behavioral Health and Recovery Services (BHRS) including service authorization, utilization management and Medi-Cal contract compliance; access to services; and Federal and State regulatory compliance monitoring. Managed Care funding also pays claims for services to providers for Medi-Cal beneficiaries needing specialty mental health services, including acute psychiatric hospitalization.

**FUND/CASH BALANCE**

As of July 1, 2015, this fund had a negative fund balance of \$698,320 compared to the July 1, 2014 negative balance of \$4,288,755. This increase in fund balance is primarily due to a post-closing adjustment cash transfer of \$4,193,019 from the Behavioral Health and Recovery Services budget after July 1, 2014, to cover the Fiscal Year 2013-2014 negative operating result. The remaining difference in fund balance is the Fiscal Year 2014-2015 year end negative operating result of \$698,320. The Managed Care budget historically operates with an annual deficit. The positive cash and fund balance in the Behavioral Health and Recovery Services budget covers the negative cash and fund balance in the Managed Care budget. This year, that amount is anticipated to be \$698,320.

As of July 1, 2015, this fund had a positive cash balance of \$566,388 compared to the July 1, 2014 negative balance of \$2,455,623. This increase is primarily due to a post-closing adjustment cash transfer of \$4,193,019 from the Behavioral Health and Recovery Services budget after July 1, 2014, to cover the Fiscal Year 2013-2014 negative operating result. The remaining difference in cash balance is the Fiscal Year 2014-2015 year end negative operating result of \$698,320 and a reduction in Accounts Payables of \$463,820. The Managed Care budget historically operates with an annual deficit. The positive cash and fund balance in the Behavioral Health and Recovery Services budget covers the negative cash and fund balance in the Managed Care budget. This year, that amount is anticipated to be \$698,320.

The difference between the cash and fund balance is \$1,264,708. The cash balance is greater than fund balance due to outstanding payables included in other payables which have been accrued but not yet paid, offset by outstanding receivables included in other receivables which have been accrued but not yet collected.

<b>BHRS - Managed Care</b>					
<b>Classification</b>	<b>2013-2014 Actual</b>	<b>2014-2015 Actual</b>	<b>2015-2016 Adopted Proposed</b>	<b>2015-2016 Recommended Adjustments</b>	<b>2015-2016 Recommended Final Budget</b>
Taxes	\$0	\$0	\$0	\$0	\$0
Licenses, Permits, Franchises	\$0	\$0	\$0	\$0	\$0
Fines, Forfeitures, Penalties	\$0	\$0	\$0	\$0	\$0
Revenue from use of Assets	\$20,761	\$277,129	\$273,420	\$42,492	\$315,912
Intergovernmental Revenue	\$4,511,793	\$4,348,069	\$4,793,021	\$0	\$4,793,021
Charges for Service	\$769,817	\$2,064,360	\$2,572,939	\$82,861	\$2,655,800
Miscellaneous Revenue	\$42,404	\$19,583	\$20,000	\$0	\$20,000
Other Financing Sources	\$13,993,844	\$244,321	\$220,354	\$0	\$220,354
<b>Total Revenue</b>	<b>\$19,338,619</b>	<b>\$6,953,462</b>	<b>\$7,879,734</b>	<b>\$125,353</b>	<b>\$8,005,087</b>
Salaries and Benefits	\$846,346	\$838,999	\$959,385	\$0	\$959,385
Services and Supplies	\$6,134,151	\$5,171,713	\$6,769,752	\$481,241	\$7,250,993
Other Charges	\$2,356,216	\$1,238,869	\$1,996,292	\$0	\$1,996,292
Fixed Assets	\$0	\$0	\$0	\$0	\$0
Other Financing Uses	\$25,178	\$0	\$0	\$0	\$0
Equity	\$0	\$0	\$0	\$0	\$0
Intrafund	\$315,174	\$402,232	\$461,600	\$0	\$461,600
Contingencies	\$0	\$0	\$0	\$0	\$0
<b>Gross Costs</b>	<b>\$9,677,065</b>	<b>\$7,651,813</b>	<b>\$10,187,029</b>	<b>\$481,241</b>	<b>\$10,668,270</b>
<b>Fund Balance</b>	<b>(\$9,661,554)</b>	<b>\$698,351</b>	<b>\$2,307,295</b>	<b>\$355,888</b>	<b>\$2,663,183</b>
<b>Net County Cost</b>	<b>\$0</b>	<b>\$0</b>	<b>\$0</b>	<b>\$0</b>	<b>\$0</b>

\*Net county cost carryover savings included in the 2015-2016 Recommended Final Budget is \$0.

## PROGRAM DISCUSSION

At the proposed level of funding, the Department cannot continue to fund the increasing need and costs for psychiatric hospitalizations without depleting its overall fund balance and presenting a cost exposure to the County's General Fund. This budget request includes the use of \$2,307,295 in remaining unencumbered Department-wide fund balance.

Behavioral Health and Recovery Services (BHRS) experienced a dramatic increase in psychiatric hospitalizations over the past several years. In previous years, the average daily census for hospitalization at local hospitals was less than 20 and admissions to out-of-county hospitals were approximately eight individuals per day for both adults and adolescents. These numbers have been steadily increasing since December 2011 when Doctors Behavioral Health Center (DBHC) began requiring all individuals be brought to the Doctors Medical Center (DMC) Emergency Room for medical clearance prior to assessment for admission. At times throughout the operating year, the census has been over 40 inpatient hospitalizations per day. More recently, while admissions have been decreasing overall, Department staff continues to meet regularly to identify trends that may be contributing to the increased number of admissions.

In early 2012, the Chief Executive Office, BHRS, DMC and other stakeholders met and began a new working relationship that focused on the capacity issues and growing need for secure 24/7 programs to meet the County's mandated obligations. This group identified both short and long-term issues related to the need for secure 24/7 mental health services and programs that surround such services. The result of this effort is a Strategic Plan that addresses in-patient needs and identifies systems issues surrounding 24/7 secure mental health services that could assist in avoiding hospitalization and reduce recidivism. The Strategic Plan, adopted by the Board of Supervisors in November 2012, recommended a continuum of care with three main goals: 1) develop recommendations for increased capacity to provide in-patient 24/7 care, including, but not limited to, options that will provide less costly alternatives when appropriate; 2) assess opportunities for creating a community crisis stabilization service to avoid hospitalization when possible; and 3) develop aftercare strategies as an element of a behavioral health continuum of care around in-patient services.

The centerpiece of the continuum was the development of a 16-bed Psychiatric Health Facility (PHF) to provide a lower cost option for hospitalizations for certain County patients who do not require the DBHC level of care, to help mitigate the County's costs for services needed. The PHF allows for patients to be placed in a lower level of care alternative and provides additional psychiatric capacity to the community. The County remodeled an existing facility at the Stanislaus Recovery Center site to serve as the PHF which opened for operations on March 3, 2014. In order to be eligible for Medi-Cal funding, a PHF must be limited to 16 beds. While 16 beds will not alone eliminate the increasing demand for in-patient treatment facilities, the PHF is a significant resource from both a cost containment and program/service perspective. These 16 beds have begun to address the current level of need by supplementing the existing in-patient services and potentially reducing the number of out-of-county placements of adults being made today. The Department currently contracts with DMC to purchase acute psychiatric beds at DBHC. On June 23, 2014, the Board approved a two year contract with DMC. This contract guarantees 12 beds for County patients.

The opening of the PHF has assisted in bringing costs down. However, circumstances outside of the Department's control have resulted in an increase in out-of-county placements. The County continues to experience difficulty in recruiting and retaining psychiatrists. The psychiatrist shortage has now impacted DBHC's ability to fully use all of its 67 beds. Capacity at DBHC is ever evolving and is currently capped at 40 beds per day. As a result, the Department must divert patients to out-of-county facilities. The County not only pays for the cost of the bed, but also has to cover ambulance costs to transport to the out-of-county facility and pay a contracted transportation service to bring the individuals back to Stanislaus County.

The Department has also seen an increase in the number of children and adolescents being hospitalized. There are no local facilities that take individuals under the age of 18. All children and adolescents requiring hospitalization must be sent out-of-county. At the most recent Mental Health Services Act Representative Stakeholder meeting, there was significant discussion related to the need for a new Full Service Partnership dedicated to diverting children and adolescents from hospitalization. Currently, the Department contracts for the provision of intensive services to children and adolescents in an effort to avert hospitalization. The Department is exploring the idea of expanding this type of service into a Full Service Partnership with the expectation that the number of out-of-county hospitalizations will be reduced.

The final component of the Strategic Plan is development of a Crisis Stabilization Unit (CSU). Creation of a CSU will enable the County to provide the appropriate level of care for individuals in crisis and thereby reduce the probability of hospitalizations. The CSU facility will be located within an existing wing of the Stanislaus Recovery Center at 1904 Richland Avenue, Ceres adjacent to the PHF, and will provide short duration clinical treatment, including the ability to disburse medications, where clients can be stabilized in a safe and secure environment. The Department estimates that approximately seven individuals per day could be diverted from hospitalization if treated at the CSU.

Implementation of the Affordable Care Act (ACA) has greatly increased the need for services under both Drug Medi-Cal and Short-Doyle Medi-Cal. The Department has seen a 70% increase in the Medi-Cal eligible population since January 2014. As part of the State's 2011 Realignment process, the former State allocation for Managed Care services was rolled into 2011 Realignment. The Department's 2011 Realignment allocation includes funding for two entitlement programs: Drug Medi-Cal and Early Periodic Screening, Diagnosis and Treatment (EPSDT), which is the match for Medi-Cal services to children and adolescents. As an entitlement, these programs are funded first from Realignment. Managed Care is a mandate and some believe it is an entitlement program. The Department has included estimated growth in 2011 Realignment in its 2015-2016 Proposed Budget. However, without this growth, there is not sufficient funding to meet the need for Managed Care services. If the demand for Drug Medi-Cal and EPSDT services continues to rise, a potential unfunded liability could exist. The Department will be monitoring services and expenditures closely.

## **STAFFING IMPACTS**

### **Adopted Proposed Budget**

There were no requested changes to the current level of staffing.

Total current authorized positions— 8

### **Final Budget**

There are no requested changes to the current level of staffing.

Total current authorized positions— 8

## **BUDGET RECOMMENDATIONS**

### **Adopted Proposed Budget**

It is recommended that a budget of \$10,187,029 be approved for Behavioral Health and Recovery Services – Managed Care. This budget is funded from \$7,879,734 in estimated departmental revenue and \$2,307,295 in departmental fund balance.

There are no recommended changes to the current level of staffing.

Total recommended authorized positions— 8

### **Final Budget**

As part of the Fiscal Year 2015-2016 Adopted Proposed Budget, the BHRS Managed Care budget is funding \$4,528,720 for the agreement between the County and Telecare Corporation, which provides for the operation of the County's Psychiatric Health Facility (PHF). The Fiscal Year 2015-2016 agreement was approved by the Board of Supervisors on June 9, 2015, with a contract maximum of \$5,009,961. The Department is requesting an increase in appropriations of \$481,241 to fully fund the authorized agreement with Telecare Corporation. The increase is recommended for funding from an increase in estimated revenue of \$82,861 from increased Medi-Cal reimbursement, \$42,492 from increased revenue in rents and concessions, and the use of \$355,888 in departmental fund balance.

The department requests for Final Budget are recommended in full. It is recommended that a budget of \$10,668,270 be approved for Behavioral Health and Recovery Services – Managed Care. This budget is funded from \$8,005,087 in estimated departmental revenue and \$2,663,183 in departmental fund balance.

There are no recommended changes to the current level of staffing.

Total recommended authorized positions— 8





**BEHAVIORAL HEALTH AND RECOVERY SERVICES—**  
**MENTAL HEALTH SERVICES ACT (MHSA)**

Budget Unit 1507 6800000  
Special Revenue Fund

**SERVICES PROVIDED**

This fund supports programs funded through the Mental Health Services Act (MHSA). Services to individuals with serious mental illnesses include:

1. Community Services and Supports, which consists of:
  - a. Outreach services to homeless individuals in the Westside and South Modesto, including individuals who are discharged from inpatient services and have no medical coverage or link to primary care;
  - b. Geropsychiatric assessment and comprehensive services to older adults;
  - c. Intensive, integrated services to individuals who have both a serious mental illness and significant co-occurring health conditions;
  - d. Court-accountable case management, crisis response, peer support, housing and employment services to law enforcement involved individuals who have both a serious mental illness and substance abuse disorders;
  - e. Peer support, information and referral, housing and educational assistance for transitional young adults ages 15-25;
  - f. Crisis intervention services through the use of mental health professionals and consumer and family volunteer support;
  - g. Advocacy, case management, family and individual respite, and wrap-around services for youth and their families;
  - h. Employment and empowerment services to adults, older adults and transitional age youth; and
  - i. Crisis housing and intermediate stay services for individuals who are homeless or at risk of homelessness; and
  - j. Operation of the County's Crisis Stabilization Unit to provide the appropriate level of care for individuals in crisis and thereby reduce the probability of hospitalizations
2. Workforce Education and Training directed at recruiting difficult to fill behavioral health professional positions, on-going staff development and development of core competencies;
3. Prevention and Early Intervention services designed to support residents through community-based efforts before they enter the mental health system or shortly after symptoms appear, including contracted community-based outreach and engagement services with a focus on eliminating racial and ethnic disparities in the access to services; to focus on "at risk and/or unserved, underserved populations"; and to enhance protective factors;
4. Innovation services which support new mental health practices or approaches to: increase access to underserved groups; increase quality of services; provide better outcomes; and promote interagency collaboration; and
5. Capital Facilities and Technological Needs services which provides funding for a new Electronic Health Record and Billing System along with community technology supports for consumers and family members, Data Warehouse and Document Imaging, and capital facilities projects.

## FUND/CASH BALANCE

As of July 1, 2015, this fund had a fund balance of zero compared to the July 1, 2014 fund balance of zero. There is no decrease or increase since revenue is deposited to the deferred revenue account and only recognized as expenditures occur. Since revenues and expenditures are equal this fund does not have a fund balance.

As of July 1, 2015, this fund had a positive cash balance of \$25,415,773 compared to the July 1, 2014 positive balance of \$20,052,652. The increase is primarily due to program expansions that started later than anticipated creating savings in Fiscal Year 2014-2015. The savings are expected to be used over the next three years to fund the program expansions.

The difference between the cash and fund balance is due to the balance of the unearned revenue remaining in the deferred revenue account.

<b>BHRS - Mental Health Services Act</b>					
<b>Classification</b>	<b>2013-2014 Actual</b>	<b>2014-2015 Actual</b>	<b>2015-2016 Adopted Proposed</b>	<b>2015-2016 Recommended Adjustments</b>	<b>2015-2016 Recommended Final Budget</b>
Taxes	\$0	\$0	\$0	\$0	\$0
Licenses, Permits, Franchises	\$0	\$0	\$0	\$0	\$0
Fines, Forfeitures, Penalties	\$0	\$0	\$0	\$0	\$0
Revenue from use of Assets	\$173,648	\$185,186	\$182,500	\$0	\$182,500
Intergovernmental Revenue	\$16,042,274	\$17,329,806	\$27,608,896	\$0	\$27,608,896
Charges for Service	\$2,747,905	\$4,510,968	\$3,740,639	\$0	\$3,740,639
Miscellaneous Revenue	\$218,544	(\$25,556)	\$60,824	\$0	\$60,824
Other Financing Sources	\$211,440	\$195,830	\$205,500	\$0	\$205,500
<b>Total Revenue</b>	<b>\$19,393,811</b>	<b>\$22,196,234</b>	<b>\$31,798,359</b>	<b>\$0</b>	<b>\$31,798,359</b>
Salaries and Benefits	\$6,600,118	\$6,823,942	\$10,872,429	\$0	\$10,872,429
Services and Supplies	\$9,426,409	\$10,533,234	\$14,893,466	\$0	\$14,893,466
Other Charges	\$805,210	\$953,542	\$1,127,629	\$0	\$1,127,629
Fixed Assets					
Equipment	\$131,424	\$115,741	\$641,000	\$0	\$641,000
Other Financing Uses	\$237,395	\$944,111	\$151,800	\$0	\$151,800
Equity	\$0	\$0	\$0	\$0	\$0
Intrafund	\$2,137,000	\$2,806,377	\$4,112,035	\$0	\$4,112,035
Contingencies	\$0	\$0	\$0	\$0	\$0
<b>Gross Costs</b>	<b>\$19,337,556</b>	<b>\$22,176,947</b>	<b>\$31,798,359</b>	<b>\$0</b>	<b>\$31,798,359</b>
<b>Fund Balance</b>	<b>(\$56,255)</b>	<b>\$0</b>	<b>\$0</b>	<b>\$0</b>	<b>\$0</b>
<b>Net County Cost</b>	<b>\$0</b>	<b>(\$19,287)</b>	<b>\$0</b>	<b>\$0</b>	<b>\$0</b>

\*Net county cost carryover savings included in the 2015-2016 Recommended Final Budget is \$0.

## PROGRAM DISCUSSION

At the proposed level of funding, the Department can maintain current services at Fiscal Year 2014-2015 levels. In June 2015, the Department plans to present a Mental Health Services Act (MHSA) Annual Plan Update to the Board of Supervisors, which will expand MHSA services. The Annual Update and the 2015-2016 Proposed Budget contain funding for several projects, including:

1. Statewide Prevention and Early Intervention (PEI) Programs through California Mental Health Services Authority;
2. Expanded Workforce Education and Training;
3. Enhanced Evaluation and Outcomes with funding for three positions; and
4. A Full Service Partnership for Co-Occurring Disorders Innovation Project, with funding for six positions.

Additionally, demand for services is increasing in existing MHSA programs. To meet this need, the Department is requesting to hire six new positions in several programs, convert two extra help positions working over 30 hours to full-time, and transfer in two positions from the Behavioral Health Services budget to more accurately reflect current assignments.

MHSA continues to be a growing source of funding for treatment and support services for individuals in Stanislaus County. However, the funding comes with a three year spending authority. If not fully expended in three years, the funds revert back to the State and are then redistributed to other counties. Stanislaus has been the recipient of redistributed funds, which also must be spent within three years. The Department tracks the funding carefully, using a “first in, first out” strategy. The Department continues to actively recruit for positions previously added with the redistributed program expansion funds. Additionally, the Department has conducted several Request for Proposal processes to provide funding to local non-profit organizations so that services can be provided in community-based settings. While both are lengthy processes, they are a large part of the Department’s efforts to provide the needed services to County residents, while also avoiding reversion of funds.

The Department anticipates that growth in this funding source will continue. MHSA funding is based on income tax collections. As the economy rebounds, the amount collected to provide behavioral health services has started to increase. The California Behavioral Health Directors Association (CBHDA) works closely with the State Controller’s Office to monitor collections and project future allocations. There is a slight increase projected for Fiscal Year 2015-2016. However, both the State Controller’s Office and CBHDA anticipate significant growth in Budget Year 2016-2017. The Department has already begun to work with its MHSA Representative Stakeholders to identify where there are gaps and/or shortages in service and will incorporate these needs in its next MHSA Plan Update. To insure that funds are spent appropriately and are meeting the needs of the community, the Department relies heavily on input from its MHSA Representative Stakeholders. At a recent Stakeholder meeting, the group was asked to brainstorm ideas to enhance services in an effort to fill gaps in service areas. The group provided several suggestions that the Department is currently reviewing.

Beginning in November 2015, funding for the new Crisis Stabilization Unit (CSU) will be funded through Mental Health Services Act Community Services and Supports component. The CSU is the final component of the 24/7 Secure Mental Health Services Strategic Plan. The CSU will enable the County to provide the appropriate level of care for individuals in crisis and thereby reduce the probability of hospitalizations. The CSU facility will be located within an existing wing of the Stanislaus Recovery Center at 1904 Richland Avenue, Ceres, adjacent to the PHF, and will provide short duration clinical treatment, including the ability to disburse medications, where clients can be stabilized in a safe and secure environment.

## **STAFFING IMPACTS**

### **Adopted Proposed Budget**

The Department is requesting eight new positions in the Mental Health Services Act budget.

- ◆ Add eight new positions:
  - One block-budgeted Mental Health Clinician II position for the Integrated Forensics Team (IFT) to provide training, clinical direction, a focus on evidence-based practices, and be a regular presence to keep effective practices and principles alive and growing in the IFT. In addition this practicing clinician will provide general clinical supervision as well as formal supervision to those staff accumulating their clinical hours for licensure.
  - One block-budgeted Mental Health Clinician II position to the Workforce, Education and Training Program to assist in all aspects of the Department’s training functions and ensure that staff receives the required training. In the past, the Department has contracted with California State University, Stanislaus, for licensed staffing to provide this service. The person who has provided training services for a number of years has retired and the University is no longer interested in contracting this service. A licensed clinician, either a Licensed Clinical Social Worker (LCSW) or Marriage and Family Therapist (MFT), will have the expertise to assist in the development and determine appropriate training for the Department’s clinical staff.
  - Two block-budgeted Mental Health Clinician II positions for the Prevention and Early Intervention Program to provide behavioral health consultation and planning support for school administration staff in developing a school-wide behavioral health intervention plan and to strengthen their capacity to address behavioral health issues within school settings. In addition, the clinicians will perform behavioral health assessments, brief interventions, referral services for children and youth in school settings, and supportive services for parents in addressing behavioral issues with their children.

- One block-budgeted Mental Health Clinician II position for MHSA Administration to train staff, conduct audits, and investigate incident reports. The Department contracts with the State Department of Health Care Services to administer all aspects of the provision of Federal Medi-Cal services in Stanislaus County. All services billed to Medi-Cal have specific documentation requirements in order to be reimbursed. Regular and consistent training in the areas of documentation and new regulations will decrease the number of services disallowed for improper documentation, thereby increasing Medi-Cal revenue to the Department.
- One block-budgeted Mental Health Clinician II position for Technological Needs to assist with testing and training for use of the Electronic Health Record. The Electronic Health Record is an ever-evolving system. Cerner, the provider of the system, rolls out updates on a weekly basis. These updates require testing and analysis prior to be implemented. Once implemented, staff needs to be trained on the changes. The Department's information systems staff does not have the expertise to support this function.
- One Staff Services Analyst position in the Prevention and Early Intervention Program to convert an extra-help position working over 30 hours to full-time.
- One Administrative Clerk II position in the Transition Age Young Adult Drop-in Center to convert an extra-help position working over 30 hours to full-time.

Total current authorized positions— 85

### **Final Budget**

The Department is requesting to transfer in one Behavioral Health Specialist II position from Alcohol and Drug Program and one Behavioral Health Specialist II position from Behavioral Health Services to increase capacity in the Integrated Forensics Team program related to the June 16, 2015 Board approved agenda item for the 2015 Community Corrections Partnership Plan for Fiscal Year 2015-2016.

\*Total current authorized positions— 102

\*Separate agenda item dated June 2, 2015 approved adding nine positions to MHSA since the Adopted Proposed Budget.

### **BUDGET RECOMMENDATIONS**

#### **Adopted Proposed Budget**

It is recommended that a budget of \$31,798,359 be approved for Behavioral Health and Recovery Services – Mental Health Services Act, funded from \$31,798,359 in estimated departmental revenue.

It is also recommended to add six new block-budgeted Mental Health Clinician II positions, one new Staff Services Analyst, and one new Administrative Clerk II position.

Total recommended authorized positions— 93

### **Final Budget**

In cooperation with General Services Agency Fleet Services, the Department is requesting to purchase a new vehicle to transport staff and clients in the MHSA Program. This request was inadvertently overlooked at the time of the 2015-2016 Adopted Proposed Budget. The cost of the vehicle is estimated to be \$25,000 and will be funded by existing departmental revenue.

The department requests for Final Budget are recommended in full. It is recommended that a budget of \$31,798,359 be approved for Behavioral Health and Recovery Services – Mental Health Services Act, funded from \$31,798,359 in estimated departmental revenue.

It is recommended to transfer in one Behavioral Health Specialist II position from Alcohol and Drug Program and one Behavioral Health Specialist II position from Behavioral Health Services.

Total recommended authorized positions— 104

**STANISLAUS COUNTY, CALIFORNIA**  
**Fiscal Year 2015-2016**  
**HUMAN SERVICES**  
**Other Protection**



**BEHAVIORAL HEALTH AND RECOVERY SERVICES—PUBLIC GUARDIAN**

Budget Unit 1503 6030000  
Special Revenue Fund

**SERVICES PROVIDED**

This County program is mandated by Government Code Section 24000, 27430 - 27436 and County Code 2.20. As the court appointed substitute decision-maker, the Public Guardian provides assistance to individuals who are gravely disabled as a result of mental disorder and are unable to properly provide for themselves or individuals who are substantially unable to manage their own financial resources. Other services provided include:

1. Conservatorship investigation for individuals who are believed to be unable to provide for their own food, clothing and shelter due to their mental illness;
2. Case management for individuals placed on conservatorship by the courts;
3. Management of conservatees assets; and
4. Coordination of investigation and casework services with elder and dependent adult protection agencies.

**FUND/CASH BALANCE**

As of July 1, 2015, this fund had a positive fund balance of \$439,474 compared to the July 1, 2014 positive balance of \$226,605. The difference in fund balance is consistent with the Fiscal Year 2014-2015 year end operating result of \$208,077. The positive operating results are primarily due to an increase of Court and Estate fees of \$112,197 and salary savings of \$60,144.

As of July 1, 2015, this fund had a positive cash balance of \$437,070 compared to the July 1, 2014 positive balance of \$257,449. The difference in cash balance is consistent with the Fiscal Year 2014-2015 year end operating result of \$208,077.

The difference between the cash and fund balance is \$2,404. Cash is tracking similar to fund balance.

<b>BHRS - Public Guardian</b>					
<b>Classification</b>	<b>2013-2014 Actual</b>	<b>2014-2015 Actual</b>	<b>2015-2016 Adopted Proposed</b>	<b>2015-2016 Recommended Adjustments</b>	<b>2015-2016 Recommended Final Budget</b>
Taxes	\$0	\$0	\$0	\$0	\$0
Licenses, Permits, Franchises	\$0	\$0	\$0	\$0	\$0
Fines, Forfeitures, Penalties	\$0	\$0	\$0	\$0	\$0
Revenue from use of Assets	\$3,717	\$2,641	\$0	\$0	\$0
Intergovernmental Revenue	\$0	\$0	\$0	\$0	\$0
Charges for Service	\$135,890	\$220,197	\$125,000	\$0	\$125,000
Miscellaneous Revenue	\$0	\$16	\$0	\$0	\$0
Other Financing Sources	\$1,368,348	\$0	\$0	\$0	\$0
<b>Total Revenue</b>	<b>\$1,507,955</b>	<b>\$222,854</b>	<b>\$125,000</b>	<b>\$0</b>	<b>\$125,000</b>
Salaries and Benefits	\$664,273	\$775,333	\$926,634	\$0	\$926,634
Services and Supplies	\$72,476	\$100,121	\$82,230	\$0	\$82,230
Other Charges	\$171,453	\$149,937	\$155,620	\$0	\$155,620
Fixed Assets					
Equipment	\$2,355	\$0	\$0	\$0	\$0
Other Financing Uses	\$19,878	\$0	\$0	\$0	\$0
Equity	\$0	\$0	\$0	\$0	\$0
Intrafund	\$101,788	\$113,399	\$116,081	\$0	\$116,081
Contingencies	\$0	\$0	\$0	\$0	\$0
<b>Gross Costs</b>	<b>\$1,032,223</b>	<b>\$1,138,790</b>	<b>\$1,280,565</b>	<b>\$0</b>	<b>\$1,280,565</b>
Fund Balance	(\$1,599,745)	(\$208,077)	\$0	\$0	\$0
<b>Net County Cost</b>	<b>\$1,124,013</b>	<b>\$1,124,013</b>	<b>\$1,155,565</b>	<b>\$0</b>	<b>\$1,155,565</b>

\*Net county cost carryover savings included in the 2015-2016 Recommended Final Budget is \$0.

## PROGRAM DISCUSSION

At the proposed level of funding, the Department can continue to provide the current level of services through the Office of Public Guardian. This budget request includes a base General Fund contribution of \$1,124,013, as well as a request to increase to its County General Fund base allocation by \$31,552. The identified on-going critical need is the result of negotiated salary and benefits increases. The Office of Public Guardian is a mandated County function that receives no direct funding other than from the County General Fund and a small amount of fee revenue earned from court proceedings.

The proposed level of funding represents the bare minimum of estate management services to individuals on Conservatorship. The Office of Public Guardian manages services to individuals under both Probate Conservatorship and Lanterman Petris Short (LPS) Conservatorship. LPS conservatees are by definition unable to consent voluntarily to needed mental health treatment services and often live in a custodial setting such as licensed community placements, locked psychiatric treatment facilities, and State Hospitals. Through Federal Substance Abuse and Mental Health Services Administration (SAMHSA) grant funding, the Department contracts with Turning Point Community Programs, Inc., who works in a highly collaborative way with the Department and the Office of Public Guardian to ensure that LPS conservatees are placed in the least restrictive setting for as short a time as possible, in order to term conservatorships when the individual no longer meets legal criteria for this highly restrictive legal status. This results not only in the individual being able to return to community-based living situations and resume voluntary mental health services, but also often results in significant departmental cost savings, since all LPS locked placement costs are borne by the Department and are not reimbursable by Medi-Cal. The Estate Management Office provides the financial management services and oversight required through both Probate and LPS regulations.

Without the continued support from the County General Fund, the Department would no longer be able to provide even the barest minimum mandated estate management services. The impact of this would result in non-compliance with Court-ordered responsibilities such as: provision of food, shelter and clothing; money management, including tax filing and bank reconciliations; representative payee services, medical and quality of life decisions, including management of health benefits; management of conservatee assets; and maintenance of appropriate records and accountings to protect against fraud and abuse, leaving the County vulnerable for possible litigation and Court sanctions.

The current Estate Management Office Manager II will be retiring in December 2015. This position is very difficult to recruit due to the nature of the responsibilities, as many potential candidates are not willing to be responsible for the life of another. The Department will be starting the process early to avoid a break in coverage and may return to the Board of Supervisors to request to double-fill the position to provide training by the incumbent.

## **STAFFING IMPACTS**

### **Adopted Proposed Budget**

There were no requested changes to the current level of staffing.

Total current authorized positions— 10

### **Final Budget**

There are no requested changes to the current level of staffing.

Total current authorized positions— 10

## **BUDGET RECOMMENDATIONS**

### **Adopted Proposed Budget**

It is recommended that a budget of \$1,280,565 be approved for the Behavioral Health and Recovery Services – Public Guardian. This budget is funded from \$125,000 in estimated departmental revenue and a \$1,155,565 contribution from the General Fund, which includes funding for the negotiated salary increases.

There are no recommended changes to the current level of staffing.

Total recommended authorized positions— 10

### **Final Budget**

There are no recommended changes in funding to this budget.

There are no recommended changes to the current level of staffing.

Total recommended authorized positions— 10





**BEHAVIORAL HEALTH AND RECOVERY SERVICES—**  
**STANISLAUS RECOVERY CENTER**

Budget Unit 1505 6700001  
Special Revenue Fund

**SERVICES PROVIDED**

The Stanislaus Recovery Center (SRC) provides residential detoxification services, outpatient and day treatment alcohol and drug services. SRC also provides residential and day treatment co-occurring treatment services for individuals with dual substance use disorders and mental health issues.

**FUND/CASH BALANCE**

As of July 1, 2015, this fund had a positive fund balance of \$628,090 compared to the July 1, 2014 positive balance of \$628,090. There is no decrease or increase since deferred revenue is used to balance revenue to expenditures.

As of July 1, 2015, this fund had a positive cash balance of \$1,329,211 compared to the July 1, 2014 positive balance of \$691,578. The increase is primarily due to an increase in deferred revenue of \$425,064 and a reduction in other receivables of \$160,009. The increase in deferred revenue is due to the timely payment of the Substance Abuse Prevention and Treatment block grant. The decrease in other receivables is due to a reduction in the number of months of Medi-Cal payments outstanding from seven months outstanding as of June 30, 2014 to four months outstanding as of June 30, 2015.

The difference between the cash and fund balance is \$701,121. The cash balance is greater than the fund balance due to Substance Abuse Prevention and Treatment block grant dollars that have been received and posted to deferred revenue.

<b>BHRS - Stanislaus Recovery Center</b>					
<b>Classification</b>	<b>2013-2014 Actual</b>	<b>2014-2015 Actual</b>	<b>2015-2016 Adopted Proposed</b>	<b>2015-2016 Recommended Adjustments</b>	<b>2015-2016 Recommended Final Budget</b>
Taxes	\$0	\$0	\$0	\$0	\$0
Licenses, Permits, Franchises	\$0	\$0	\$0	\$0	\$0
Fines, Forfeitures, Penalties	\$35,908	\$90,161	\$88,000	\$0	\$88,000
Revenue from use of Assets	\$68,702	\$19,390	\$5,220	\$0	\$5,220
Intergovernmental Revenue	\$1,423,526	\$1,476,146	\$1,308,423	\$25,000	\$1,333,423
Charges for Service	\$760,251	\$842,749	\$1,161,900	\$0	\$1,161,900
Miscellaneous Revenue	\$197	\$100	\$0	\$0	\$0
Other Financing Sources	\$8,156	\$204	\$0	\$0	\$0
<b>Total Revenue</b>	<b>\$2,296,740</b>	<b>\$2,428,750</b>	<b>\$2,563,543</b>	<b>\$25,000</b>	<b>\$2,588,543</b>
Salaries and Benefits	\$1,792,649	\$1,908,466	\$2,196,806	\$0	\$2,196,806
Services and Supplies	\$594,002	\$724,580	\$732,775	\$0	\$732,775
Other Charges	\$136,027	\$202,127	\$249,037	\$0	\$249,037
Fixed Assets					
Buildings & Improvements	\$0	\$0	\$0	\$25,000	\$25,000
Other Financing Uses	\$44,508	\$0	\$0	\$0	\$0
Equity	\$0	\$0	\$0	\$0	\$0
Intrafund	(\$236,696)	(\$406,423)	(\$615,075)	\$0	(\$615,075)
Contingencies	\$0	\$0	\$0	\$0	\$0
<b>Gross Costs</b>	<b>\$2,330,490</b>	<b>\$2,428,750</b>	<b>\$2,563,543</b>	<b>\$25,000</b>	<b>\$2,588,543</b>
<b>Fund Balance</b>	<b>\$33,750</b>	<b>\$0</b>	<b>\$0</b>	<b>\$0</b>	<b>\$0</b>
<b>Net County Cost</b>	<b>\$0</b>	<b>\$0</b>	<b>\$0</b>	<b>\$0</b>	<b>\$0</b>

\*Net county cost carryover savings included in the 2015-2016 Recommended Final Budget is \$0.

## PROGRAM DISCUSSION

At the proposed level of funding, the Department can maintain current services at Fiscal Year 2014-2015 levels. This budget serves approximately 1,257 unique individuals with substance use disorders. The primary sources of funding are Federal Substance Abuse Prevention and Treatment (SAPT) block grant, State 2011 Realignment, Mental Health Services Act (MHSA) funding, and Medi-Cal Federal Financial Participation.

Currently, the SAPT block grant includes a Maintenance of Effort (MOE) that requires expenditures for authorized services to remain at a level that is no less than the average of the two preceding years. When the State implemented 2011 State Realignment in Fiscal Year 2011-2012, the responsibility to meet the MOE for the SAPT block grant was shifted to the counties. Prior to that, this requirement was met by the State through the apportionment of State General Funds (SGF) to counties for the match to Drug Medi-Cal and other alcohol and drug services. The consequence of not meeting the MOE requirement is a dollar for dollar reduction of the SAPT block grant award. Counties are required to notify the State Department of Health Care Services (DHCS) of changes to county expenditure of funds. DHCS will then review and may approve the local changes depending on the level of expenditures needed to maintain the SAPT block grant statewide MOE requirement. The Department is currently monitoring the level of expenditures across the entire Alcohol and Other Drug System of Care to ensure that revenue levels are not compromised.

The amount of the SAPT block grant has remained the same for the past several years. In recent years the Department has not used the entire amount of the grant, rolling over the unused portion for future years. Due to increased costs and increased services the requested 2015-2016 Proposed Budget includes the use of the entire grant amount with no rollover projected.

The Department anticipates presenting the MHSA Annual Update to the Board of Supervisors in June 2015, which will include the creation of a new Full Service Partnership (FSP) providing intensive services to individuals with co-occurring substance use and mental health issues. The new FSP will be located on site at Stanislaus Recovery Center and will work closely with the Center's currently residential and out-patient programs.

## **STAFFING IMPACTS**

### **Adopted Proposed Budget**

The Department is requesting to add one new block-budgeted Clinical Services Technician II position in the Stanislaus Recovery Center's Co-Occurring Treatment program to convert an extra-help position working over 30 hours per week to full-time.

Total current authorized positions— 26

### **Final Budget**

There are no requested changes to the current level of staffing.

Total current authorized positions— 27

## **BUDGET RECOMMENDATIONS**

### **Adopted Proposed Budget**

It is recommended that a budget of \$2,563,543 be approved for Behavioral Health and Recovery Services – Stanislaus Recovery Center, funded from \$2,563,543 in estimated departmental revenue.

It is also recommended to add one new block-budgeted Clinical Services Technician II position.

Total recommended authorized positions— 27

### **Final Budget**

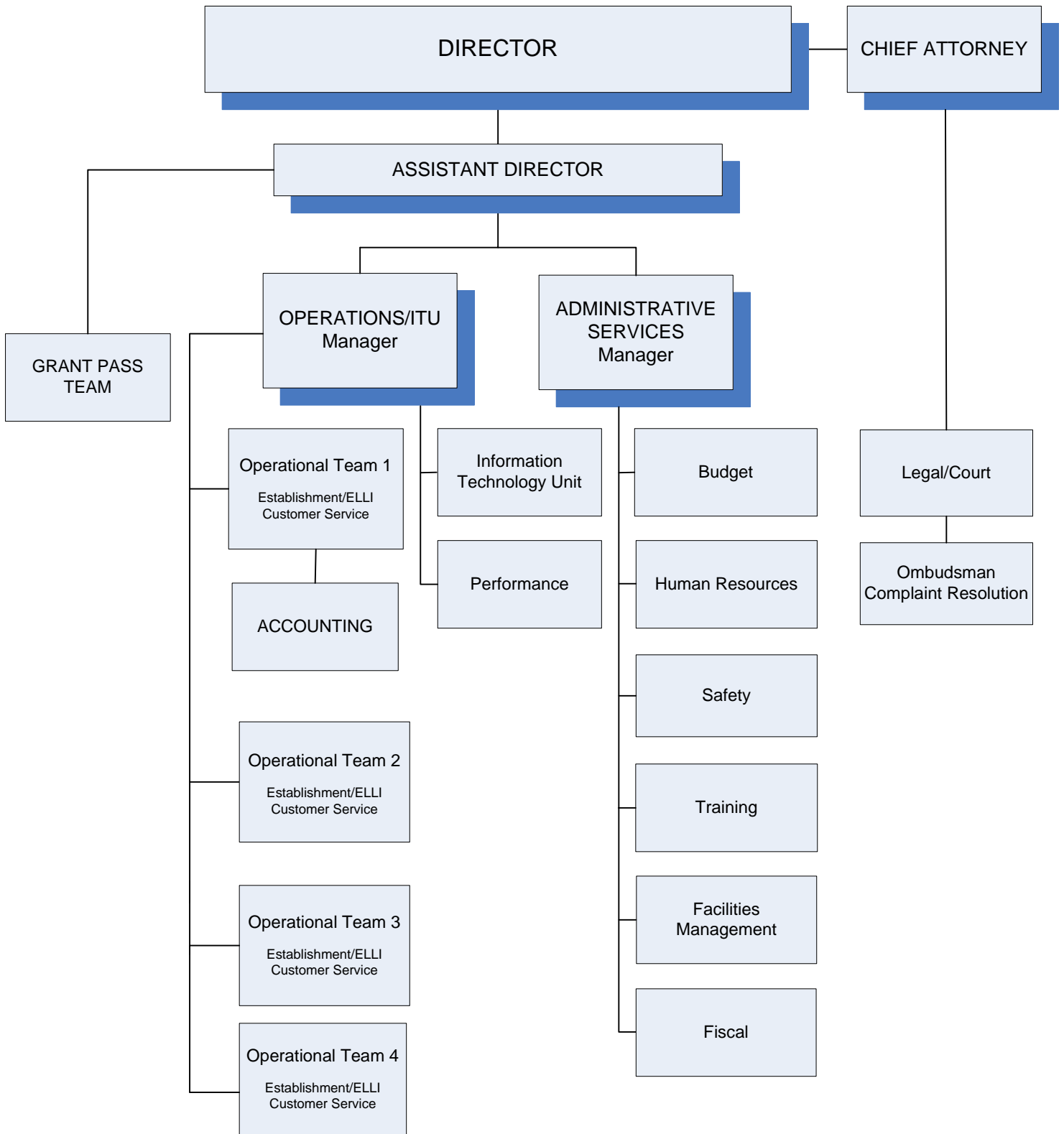
The Department is requesting to replace the carpeting in the dining room of the Stanislaus Recovery Center with wood plank flooring. The estimated cost of the replacement flooring is \$25,000. It is recommended to increase appropriations in Fixed Assets and estimated revenue by \$25,000, funded from the use of additional Substance Abuse Prevention and Treatment block grant funds currently within deferred revenue.

The department requests for Final Budget are recommended in full. It is recommended that a budget of \$2,588,543 be approved for Behavioral Health and Recovery Services – Stanislaus Recovery Center, funded from \$2,588,543 in estimated departmental revenue.

There are no recommended changes to the current level of staffing.

Total recommended authorized positions— 27

# STANISLAUS COUNTY CHILD SUPPORT SERVICES



Revised April 2015



**HUMAN SERVICES/PUBLIC PROTECTION**  
**Judicial**

**CHILD SUPPORT SERVICES**  
**Tamara Thomas,**  
**Director**

**BUDGET AT A GLANCE**

Gross Costs	\$15,879,686
Total Revenue	\$15,879,686
Fund Balance/Retained Earnings	\$0
<b>Net County Cost</b>	<b>\$0</b>
Total Recommended Staffing	162
% Funded by Local Discretionary Funds	0.0%

**MISSION STATEMENT**

To establish and enforce paternity and support orders, in compliance with Federal and State law, while providing the excellent level of service our customers expect and require.

**ACCOMPLISHMENTS AND OBJECTIVES**

Each parent has an obligation to provide financial support for their children. To this end, the Department of Child Support Services continues to focus the operational priorities on core services to ensure support for families is obtained. By providing these services, the Department is able to assist families as they move toward or continue to maintain self-sufficiency, thereby reducing the number of families relying upon other County public assistance programs or similar services.

The Accomplishments of 2014-2015 and Objectives for the 2015-2016 Fiscal Year for the Department of Child Support Services include:

FISCAL YEAR 2014-2015 ACCOMPLISHMENTS	FISCAL YEAR 2015-2016 OBJECTIVES
<ul style="list-style-type: none"> <li>◆ Expect to exceed collection and distribution of \$48,000,000 of child support to families</li> <li>◆ Expect to exceed 65.2% of current court ordered support</li> <li>◆ Expect to exceed in obtaining a support order on 95.6% of cases</li> <li>◆ Expect to meet collections of 63.7% of cases with an arrears balance</li> <li>◆ Expanded convenient user friendly payment options to customers by implementing MoneyGram</li> <li>◆ Instituted an internal training team in order to facilitate optimal customer service</li> <li>◆ Collected \$3.49 for every dollar spent on the program</li> <li>◆ Ranked overall 15<sup>th</sup> for performance among all 51 counties and regionalized counties in California</li> <li>◆ Awarded the 2014 Western Interstate Child Support Enforcement Council 2014 Most Improved Program Award</li> </ul>	<ul style="list-style-type: none"> <li>◆ Maintain collection and distribution at \$48,250,000 of child support to families</li> <li>◆ Collect 66.2% of current court ordered support</li> <li>◆ Continue to obtain a support order on 95.6% of cases</li> <li>◆ Meet the State required collection to cost ratio</li> <li>◆ Actively participate with other agencies in the countywide Focus on Prevention in the area of Strengthening Families</li> <li>◆ Reduce the number of days it takes from case opening to when the first payment is sent to families</li> </ul>

**STANISLAUS COUNTY, CALIFORNIA**  
**Fiscal Year 2015-2016**



**HUMAN SERVICES/PUBLIC PROTECTION**  
**Judicial**

**CHILD SUPPORT SERVICES**

Budget Unit 1071 0240000  
 Special Revenue Fund

**SERVICES PROVIDED**

The major services provided by the Department of Child Support Services (DCSS) are the collection and distribution of child support, location of parents and employers, establishment of paternity and child support orders, enforcement of child support orders; legal representation of the County in child support matters, establishment and enforcement of medical support; and child support services for cases when a parent resides out of State.

**FUND/CASH BALANCE**

As of July 1, 2015, this fund had a positive fund/retained earnings balance of \$ 1,578,676 compared to the July 1, 2014 positive balance of \$ 1,570,899.

As of July 1, 2015, this fund had a positive cash balance of \$ 1,584,667 compared to the July 1, 2014 positive balance of \$ 1,651,678. The decrease in cash and fund balance is due to the timing of state reimbursements. There is no significant variance between cash and fund balance.

<b>Child Support Services</b>					
<b>Classification</b>	<b>2013-2014 Actual</b>	<b>2014-2015 Actual</b>	<b>2015-2016 Adopted Proposed</b>	<b>2015-2016 Recommended Adjustments</b>	<b>2015-2016 Recommended Final Budget</b>
Taxes	\$0	\$0	\$0	\$0	\$0
Licenses, Permits, Franchises	\$0	\$0	\$0	\$0	\$0
Fines, Forfeitures, Penalties	\$0	\$0	\$0	\$0	\$0
Revenue from use of Assets	\$22,179	\$19,962	\$25,000	\$0	\$25,000
Intergovernmental Revenue	\$14,293,909	\$14,070,619	\$15,854,686	\$0	\$15,854,686
Charges for Service	\$0	\$0	\$0	\$0	\$0
Miscellaneous Revenue	\$0	\$1,072	\$0	\$0	\$0
Other Financing Sources	\$0	\$0	\$0	\$0	\$0
<b>Total Revenue</b>	<b>\$14,316,088</b>	<b>\$14,091,653</b>	<b>\$15,879,686</b>	<b>\$0</b>	<b>\$15,879,686</b>
Salaries and Benefits	\$11,569,624	\$11,545,506	\$13,015,081	\$0	\$13,015,081
Services and Supplies	\$1,085,519	\$1,024,525	\$1,230,481	\$0	\$1,230,481
Other Charges	\$1,116,196	\$1,453,024	\$1,634,124	\$0	\$1,634,124
Fixed Assets					
Equipment	\$94,707	\$48,144	\$0	\$0	\$0
Other Financial Uses	\$359,876	\$0	\$0	\$0	\$0
Equity	\$0	\$0	\$0	\$0	\$0
Intrafund	\$0	\$0	\$0	\$0	\$0
Contingencies	\$0	\$0	\$0	\$0	\$0
<b>Gross Costs</b>	<b>\$14,225,922</b>	<b>\$14,071,199</b>	<b>\$15,879,686</b>	<b>\$0</b>	<b>\$15,879,686</b>
Fund Balance	(\$90,166)	(\$20,454)	\$0	\$0	\$0
<b>Net County Cost</b>	<b>\$0</b>	<b>\$0</b>	<b>\$0</b>	<b>\$0</b>	<b>\$0</b>

\* Net county cost carryover savings included in the 2015-2016 Recommended Final Budget is \$0.

## PROGRAM DISCUSSION

At the proposed level of funding, the Department can maintain services at levels similar to previous years. The Governor's State of California Budget for Fiscal Year 2015-2016 provides for continued flat funding for the Child Support Program. Funding levels for the Stanislaus County Department of Child Support Services will remain similar to the last budget year. Increased salary and benefit costs in the upcoming year, combined with funding reserved at the State level for a Call Center shared services agreement, have a net impact of overall decreased funding. The Department expects to receive \$14,674,768 in administrative funding and \$590,641 in Electronic Data Processing, Maintenance, and Operations (EDP, M&O) funding. At the current level, the local EDP, M&O funding remains reduced at approximately 56% of the Fiscal Year 2011-2012 levels. These levels continue a trajectory statewide of child support agencies receiving either flat or reduced funding over the past eight consecutive years.

For Fiscal Year 2015-2016, the Revenue Stabilization Funds, included within the child support funding remain intact with the Stanislaus share being \$350,829. Stanislaus County Community Services Agency (CSA) will continue to receive the county share of recoupment collections. During the first eight months of Fiscal Year 2014-2015, CSA received approximately \$268,000 for the county share of recoupment.

Although estimated revenue remains constant, increased costs related to employee salaries and benefits, and routine costs of doing business have a net effect over time of reduced funding for the Child Support program. The Department has, in recent years, relied on attrition for cost-savings by deleting vacant positions in order to absorb increasing costs. The Department has balanced the Fiscal Year 2015-2016 budget by assuming several positions will need to be left vacant. As a result, service levels and service delivery may be negatively impacted if unforeseen expenses require additional positions to be left vacant. The Department has had an ongoing shared services agreement for call center services with another local child support agency, which will be entering its final year in Fiscal Year 2015-2016. The Department anticipates that with the ending of this agreement, revenue will be restored by the State to pre-agreement levels. The Department closely monitors the budgetary situation via a three-year planning tool, reassesses, and makes changes as needed throughout the year. This reassessment ensures that high quality customer service levels are sustained as a continual priority.

The Department continues to allocate resources to maintain current levels of mandated services, with its primary focus being on the collection and distribution of child support, and the services necessary to enforce orders efficiently. Building on staff's greater understanding of performance-driven goals, due to enhanced education in previous years, the conversation within the Department is focusing now on implementing strategies and tactics contained in the Department's Performance Management Plan (PMP) that dovetail with the California Department of Child Support's Strategic Plan. Recognizing that the needs of the families we serve continue to change dramatically, and adopting an overarching theme of supporting children by strengthening parental responsibilities, the new State Strategic Plan seeks to achieve a common vision where children can rely on their parents for the financial, emotional, and medical support they need. The focus of the Strategic Plan therefore is to increase consistent and reliable payments while promoting and sustaining excellent customer service. The Department's PMP lays out the Department's objectives, strategies and roadmaps specifically supporting the goals within the State Strategic Plan. A few examples of these strategies and supporting tactics include ongoing participation in parent leadership workgroup meetings within the Strengthening Families framework; expansion of outreach activities with El Concilio and in local high schools; contacting customers at the onset of case opening to expedite timeframes; and training staff to facilitate more mutually agreed-upon orders. Data collection and analysis play a key role in supporting the PMP. Data is reviewed on a continual basis to assist caseworkers with the development of customized approaches to casework. The PMP drives performance within the Department, with progress update meetings held between the State and the Department every three months. Improved performance ultimately balances the benefits to families through increased and consistent payments, and caring customer service which increases engagement between parents and children they support.

Federal Performance Management statistics as provided by the California Department of Child Support Services demonstrate Stanislaus' recent successes. As of September 2014, Stanislaus County DCSS received an overall ranking of 15 out of 51 counties and regionalized counties. The ranking is calculated by measuring each local agency's outcomes of the core functions within Child Support: establishing paternity, establishing support orders, collecting current child support and arrears for

families, and cost efficiency – as measured by the collections to cost ratio. During this past year, Stanislaus DCSS collected \$3.49 for every dollar spent on the program. Stanislaus County was also awarded the Western Interstate Child Support Enforcement Councils' Most Improved Program Award in October 2014. Emphasis on the aforementioned Performance Management Plan will result in greater successes for the parents and children served by the program.

The State Strategic Plan fully supports the Federal Family-Centered direction from the Department of Health and Human Services Office of Child Support Enforcement (OCSE). This family or client centered approach promotes initiatives on Healthy Family Relationships; Economic Stability; Engagement of Fathers from Birth; Child Support Prevention; Family Violence Collaboration; and Health Care Coverage. With the Child Support program assisting 40 percent of all low income families, this family centered approach, based on the premise that children need economic stability, and both parents in their lives in a co-parenting framework will have positive impacts on families by providing easy access to resources through collaboration of agencies.

The Family-Services Centered approach for child support enforcement is illustrated as follows:



The Department continues to collaborate with many local agencies to assist parents participating in the Administration of Children and Families, Office of Child Support Enforcement's Non-Custodial Parent Employment Demonstration Project Grant (CSPED). The grant project, locally known as the Pathways to Self-Sufficiency (PASS) project, is a collaborative effort between County agencies and local non-governmental organizations. The project, in its third year, has strengthened partnerships between DCSS and Alliance Worknet, the Stanislaus County Superior Court, The Center for Human Services, and Haven Women's Center as they have all worked together to support a holistic approach to assisting the parent.

Alliance Worknet provides support to grant participants (unemployed parents who owe child support) by providing direct, individualized assistance with job search, job placement, and job retention services. As enrollment for services has increased, grant funds have been allocated to Alliance Worknet in order to accommodate the caseload growth. DCSS works closely also with the Center for Human Services whose staff facilitates the parenting classes for grant participants. Parenting classes are now being held twice a week to allow participants some flexibility in attending when having obtained employment. The partnership with Haven Women's Center of Stanislaus has provided domestic violence screening training to all DCSS staff in March and April 2015. The PASS project has enrolled 825 parents, several of whom have already received and accepted job offers within the county. Stanislaus County is one of eight grantees across the country that was awarded the grant. The PASS program will enroll 1,500 total enrollees over the course of the grant study.



Collaborative efforts between the DCSS and the Stanislaus County Superior Courts continue for both the PASS project along with the creation of newer initiatives for department wide performance. The Department and the Superior Court have effectively worked together to create a specialized PASS calendar just for grant participants. This specialized calendar ensures that grant participants are receiving enhanced program services by setting aside a dedicated time for participants to have their support matters heard in court. Grant participants are generally able to access required court services more quickly and are getting more holistic service delivery for the family unit. The collaboration with the Superior Court has also included a specialized arrears calendar to specifically address the issues associated with long term delinquency in payment of support. Additionally, the Department continues to partner with the Superior Court to promote innovation and the use of technology in the courtroom for a more efficient delivery of justice. The IV-D child support department continues to be the leader in reducing the use of paper in the courtrooms by creating electronic orders on tablets and using imaged documents in lieu of paper.

The Department will continue partnering in Fiscal Year 2015-2016 with the Stanislaus County Probation Office to jointly work on shared participant cases. The inclusion of a Deputy Probation Officer working on child support cases in which a participant is on probation has had many valuable outcomes, including collections from parents who would otherwise not engage with Child Support, as well as reinforcing the importance of complying with all court orders as a term of probation.

DCSS will continue to work with the Modesto Nuts baseball team to broadcast information regarding the availability of child support services and to share the message of the importance of a father's role in the emotional and financial well-being of a child. The Child Support-Modesto Nuts partnership has received nationwide attention and has become a program benchmarked by other child support agencies. This year, a video-taped public service announcement will be played during home-games, which features several Child Support Services employees expressing their commitment to the Child Support program and their dedication to serving our customers. The Outreach Team within DCSS has been augmented with more staffing resources dedicated to outreach efforts in our community. DCSS continues to give presentations at local high schools to speak with youth about the financial responsibilities that being a parent requires

The Department has made enhanced customer service a significant and primary focus over the past few years. Training opportunities were provided to staff to promote growth in the areas of open dialog when dealing with stressful situations, negotiating, and understanding customer needs. All staff has been trained to effectively communicate when strong emotions, high stakes, and opposing opinions are present. All supervisory staff has received training which prepares them to positively influence the outcome of their interaction with others by the way in which they engage with others, especially our customers. Additionally, staff continues to use the curriculum provided by 'Call Center Learning Solutions/Customer Care' training during which they learned about the SCORE communication process – Sincerely Listen, Care and Connect, Open the Door with Questions, Resolve and Recommend, and Effectively End the contact. All are proving to be effective tools. An internal Training Team has been reinstated in order to provide regular refresher training and to prepare new employees to efficiently and effectively contribute to the successes of the Department. Consistent training supports workforce planning efforts and enables the Department to continue providing consistent levels of service. It will also support the Department's needs as retirements in key positions are anticipated over the next three years.

Looking ahead, the Federal Office of Child Support Enforcement recently released a recommendation for New Proposed Rule Making related to child support funding and program enhancement. The direction of future child support program and work activity is expected to provide more flexibility to State IV-D programs when in the best interest of the family, in support of the family-centered services model. Fatherhood programs, employment services, and parenting time activities are a few of the services being recommended should a state child support agency choose the option of funding and providing services. While the Department cannot currently directly pay for these activities, it can partner with agencies that can. As a result, the Department is engaged in discussions with the Community Services Agency to develop ways of supporting a fatherhood initiative in Stanislaus County. Benchmarking the 'All Dads Matter' program in Merced County, the intent is to replicate a similar model in Stanislaus County. This effort ties strongly with the Department's vision of helping parents assume responsibility for the economic and social well-being of their children. DCSS serves one of the largest populations of

fathers in the county and is in a beneficial position to be an active participant in partnering for fatherhood services.

## **STAFFING IMPACTS**

### **Adopted Proposed Budget**

The Department is requesting to reclassify downward one vacant Accounting Technician position to Account Clerk III. As a result of payment processing becoming more automated, the Department has a greater need for additional clerical accounting support. The position will be responsible for assisting customers with their financial questions related to billing and payments. The reclassification downward will provide the most appropriate classification for the Department based on the responsibilities and duties of the position.

Total current authorized positions—162

### **Final Budget**

There are no requested changes to the current level of staffing.

Total current authorized positions—162

## **BUDGET RECOMMENDATIONS**

### **Adopted Proposed Budget**

It is recommended that a budget of \$15,879,686 be approved for Child Support Services, funded from \$15,879,686 in estimated department revenue.

It is also recommended to reclassify downward one Accounting Technician position to an Account Clerk III position.

Total recommended authorized positions—162

### **Final Budget**

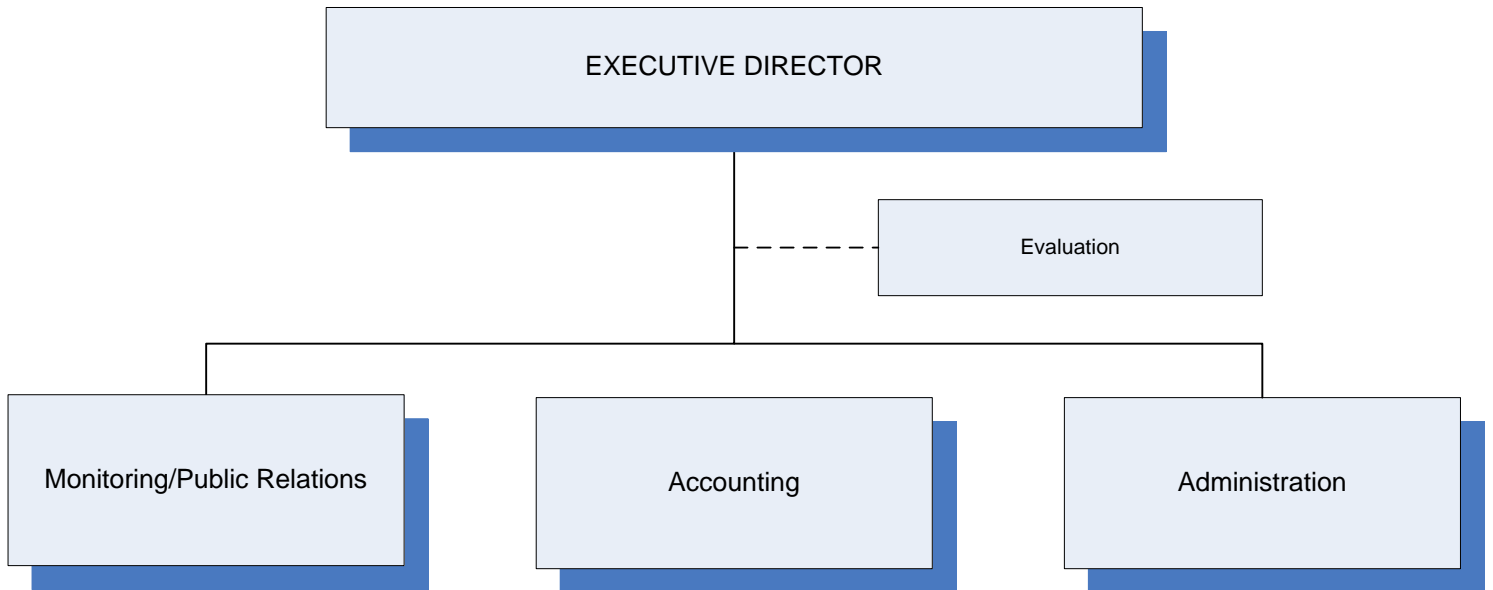
There are no recommended changes in funding to this budget.

There are no recommended changes to the current level of staffing.

Total recommended authorized positions—162

**STANISLAUS COUNTY  
CHILDREN AND FAMILIES COMMISSION**

---



Revised April 2013



**FISCAL GENERAL SERVICES**  
**Other General**

**CHILDREN AND FAMILIES**  
**COMMISSION—PROPOSITION 10**  
**John Sims, Director**

<b>BUDGET AT A GLANCE</b>	
Gross Costs	\$7,287,186
Total Revenue	\$5,179,533
Fund Balance/Retained Earnings	\$2,107,653
<b>Net County Cost</b>	<b>\$0</b>
Total Recommended Staffing	5
% Funded by Local Discretionary Funds	0.0%

**NOTE**

This budget is included in the proposed budget for information purposes as well as to meet the Governmental Accounting Standard Board requirements. The Stanislaus County Children and Families Commission has independent jurisdiction over planning and funding decisions separate from the Stanislaus County Board of Supervisors.

**MISSION STATEMENT**

Promoting the development and well-being of children ages 0-5.

**ACCOMPLISHMENTS AND OBJECTIVES**

The Accomplishments of 2014-2015 and Objectives for the 2015-2016 Fiscal Year for the Children and Families Commission include:

FISCAL YEAR 2014-2015 ACCOMPLISHMENTS	FISCAL YEAR 2015-2016 OBJECTIVES
<ul style="list-style-type: none"> <li>◆ Implemented the narrowed program focus of Year Three listed in the 2012-2014 Strategic Plan.</li> <li>◆ Developed and adopted a 2015-2017 Strategic Plan.</li> <li>◆ 8,974 children’s families received family support services through countywide Family Resource Centers and other programs.</li> <li>◆ 2,147 children’s families received more intensive support services focused on improving child abuse factors.</li> <li>◆ 418 children 0-5 and pregnant women who did not have access to health care received medical attention through an interim health care program.</li> <li>◆ 363 pregnant women and children 0-5 who did not have health insurance were enrolled in a health coverage plan.</li> <li>◆ 1,377 children 0-5 were screened for educational developmental issues and 252 were referred for further assessment or services.</li> </ul>	<ul style="list-style-type: none"> <li>◆ Implement Year One of the 2015-2017 Strategic Plan.</li> <li>◆ Maintain positive trends in the reduction of repeat child maltreatment reports.</li> <li>◆ Increase the number of children who are cognitively, socially, and behaviorally ready to enter school.</li> <li>◆ Maintain access and maximize utilization of children’s preventative and ongoing health care.</li> <li>◆ Increase the number of healthy births from high risk pregnancies.</li> </ul>

**STANISLAUS COUNTY, CALIFORNIA**  
**Fiscal Year 2015-2016**  
**FISCAL GENERAL SERVICES**  
**Other General**

---



**CHILDREN AND FAMILIES**  
**COMMISSION—PROPOSITION 10**

Budget Unit 1755 0016140  
Special Revenue Fund

**SERVICES PROVIDED**

The Stanislaus County Children and Families Commission promotes the development of countywide integrated and comprehensive services that enhance the intellectual, social, emotional, and physical development of children 0 through age 5. Integrated services include health care, quality childcare, parental education, and effective prevention services. Services are provided on a community-by-community basis and directed to families and their children (prenatal through five years of age). The Commission ensures that services are organized to maximize the community's resources and are designed to produce measurable results.

**FUND/CASH BALANCE**

As of July 1, 2015, this fund had a positive fund balance of \$ 10,228,504 compared to the July 1, 2014 positive balance of \$ 11,792,222. This decrease is due to the Commission's plan to spend down its fund balance reserves until six months of anticipated revenue remain. The vast majority of Commission revenues are generated from a \$.50 per pack tax on tobacco products that is collected by the State of California and distributed to California's 58 counties based on live births in each county. In the future, it is expected that revenue will further decline due to fewer smokers using tobacco products.

As of July 1, 2015, this fund had a positive cash balance of \$10,749,245 compared to the July 1, 2014 positive balance of \$11,274,563. Cash is tracking similar to fund balance.

<b>Children and Families Commission</b>					
<b>Classification</b>	<b>2013-2014 Actual</b>	<b>2014-2015 Actual</b>	<b>2015-2016 Adopted Proposed</b>	<b>2015-2016 Recommended Adjustments</b>	<b>2015-2016 Recommended Final Budget</b>
Taxes	\$0	\$0	\$0	\$0	\$0
Licenses, Permits, Franchises	\$0	\$0	\$0	\$0	\$0
Fines, Forfeitures, Penalties	\$0	\$0	\$0	\$0	\$0
Revenue from use of Assets	\$106,927	\$94,106	\$84,821	\$0	\$84,821
Intergovernmental Revenue	\$5,466,446	\$4,812,683	\$5,094,712	\$0	\$5,094,712
Charges for Service	\$0	\$0	\$0	\$0	\$0
Miscellaneous Revenue	\$32,912	\$63	\$0	\$0	\$0
Other Financing Sources	\$0	\$0	\$0	\$0	\$0
<b>Total Revenue</b>	<b>\$5,606,285</b>	<b>\$4,906,852</b>	<b>\$5,179,533</b>	<b>\$0</b>	<b>\$5,179,533</b>
Salaries and Benefits	\$421,085	\$470,089	\$522,326	\$0	\$522,326
Services and Supplies	\$3,153,740	\$3,175,075	\$3,702,897	\$0	\$3,702,897
Other Charges	\$2,818,258	\$2,825,406	\$3,061,963	\$0	\$3,061,963
Fixed Assets					
Equipment	\$8,095	\$0	\$0	\$0	\$0
Other Financing Uses	\$13,545	\$0	\$0	\$0	\$0
Equity	\$0	\$0	\$0	\$0	\$0
Intrafund	\$0	\$0	\$0	\$0	\$0
Contingencies	\$0	\$0	\$0	\$0	\$0
<b>Gross Costs</b>	<b>\$6,414,723</b>	<b>\$6,470,570</b>	<b>\$7,287,186</b>	<b>\$0</b>	<b>\$7,287,186</b>
Fund Balance	\$808,438	\$1,563,718	\$2,107,653	\$0	\$2,107,653
<b>Net County Cost</b>	<b>\$0</b>	<b>\$0</b>	<b>\$0</b>	<b>\$0</b>	<b>\$0</b>

\* Net county cost carryover savings included in the 2015-2016 Recommended Final Budget is \$0.

## PROGRAM DISCUSSION

At the requested level of funding, the Department can provide \$6 million of funding for 23 contracts in the community. Funding will support the following core services: behavioral and mental health, community resource and referral, targeted intensive parent support, early education for children, health access, oral health education, prenatal care and safety education. The balance of projected costs, approximately \$1.2 million is dedicated to support operating expenses. With no changes in State law, it is projected this level of funding can be provided over the next four years.

## STAFFING IMPACTS

### Adopted Proposed Budget

There were no requested changes to the current level of staffing.

Total current authorized positions—5

### Final Budget

There are no requested changes to the current level of staffing.

Total current authorized positions—5

## BUDGET RECOMMENDATIONS

### Adopted Proposed Budget

It is recommended that a budget of \$7,287,186 be approved for Children and Families Commission. This budget is funded from \$5,179,533 in estimated department revenue and \$2,107,653 of departmental fund balance.

There are no recommended changes to the current level of staffing.

Total recommended authorized positions—5

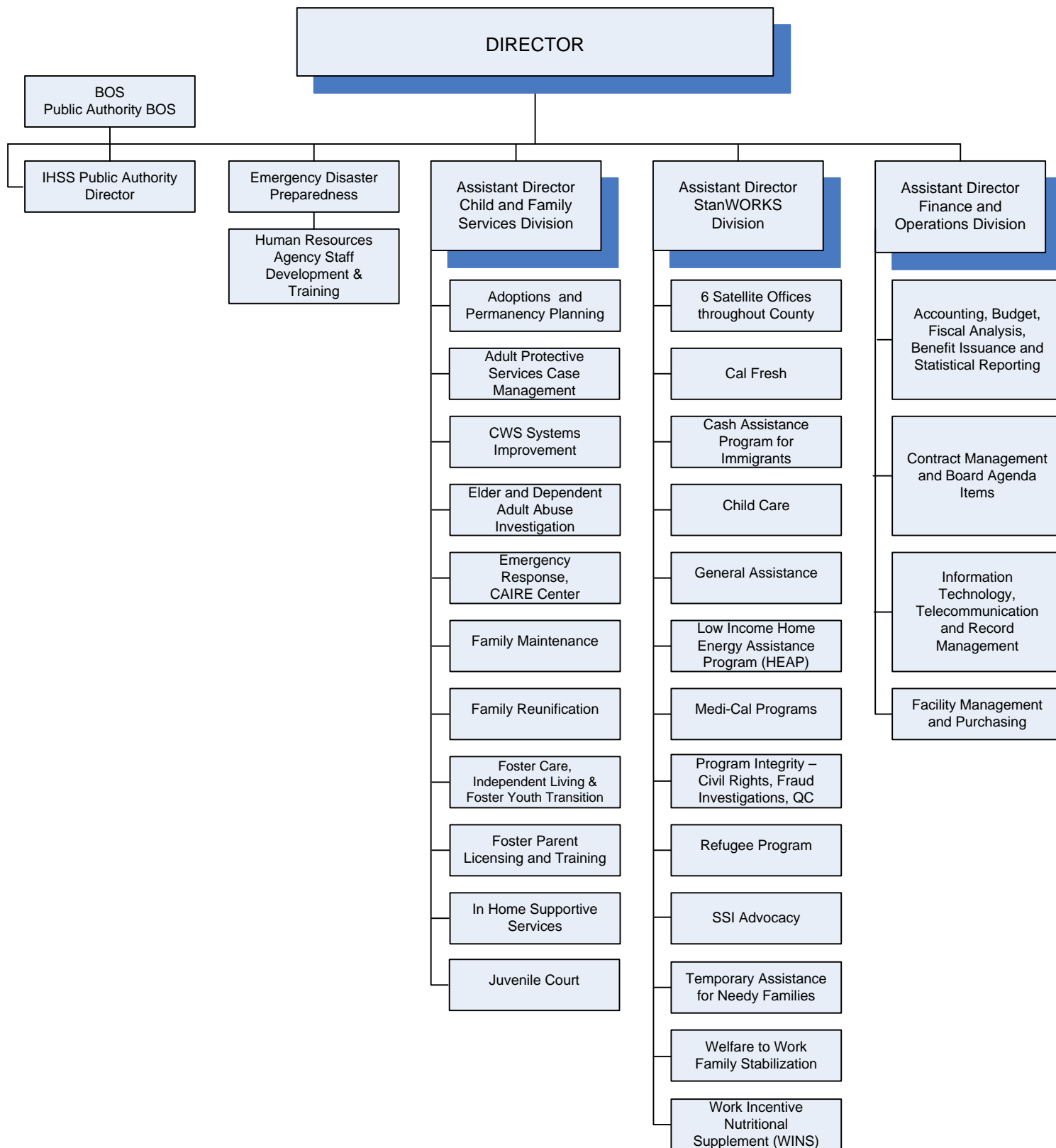
**Final Budget**

There are no recommended changes in funding to this budget.

There are no recommended changes to the current level of staffing.

Total recommended authorized positions—5

# STANISLAUS COUNTY COMMUNITY SERVICES AGENCY



Revised April 2015





**HUMAN SERVICES**  
**Administration**

**COMMUNITY SERVICES AGENCY**  
**Kathryn Harwell, Director**

<b>BUDGET AT A GLANCE</b>	
Gross Costs	\$325,039,348
Total Revenue	\$315,553,956
Fund Balance/Retained Earnings	(\$29,048)
<b>Net County Cost</b>	<b>\$9,514,440</b>
Total Recommended Staffing	1,068
% Funded by Local Discretionary Funds	2.9%

**MISSION STATEMENT**

CSA serves our community by protecting children and adults and assisting families towards independence and self-sufficiency. The vision of the Department is for Safe, Healthy, and Thriving Communities.

**ACCOMPLISHMENTS AND OBJECTIVES**

The Community Services Agency's accomplishments and objectives align directly to the Agency's strategic direction and are guided by strategic priorities. These priorities include, but are not limited to: protecting children and adults from abuse and neglect; providing access, services and support for basic needs of living; promoting personal responsibility and self-sufficiency; providing excellent customer service; practicing program and agency integrity; and promoting effective business strategies.

The Accomplishments of 2014-2015 and Objectives for the 2015-2016 Fiscal Year for the Community Services Agency include:

<b>FISCAL YEAR 2014-2015 ACCOMPLISHMENTS</b>	<b>FISCAL YEAR 2015-2016 OBJECTIVES</b>
<ul style="list-style-type: none"> <li>◆ Strengthened protective services for children through continued implementation of Katie A mental health services focused on the Strengthening Families Framework, as well as increased public awareness related to Commercially Sexually exploited child victims. The Katie A. mental health services implementation is on-going; a provider was selected in January 2015 to implement the Child and Family Team (CFT) process and to implement Intensive Care Coordination (ICC) and Intensive Home Based Services (IHBS). Over 100 sub-class members will have an initial CFT and a follow up CFT every 90 days or when needed by the families once the process is fully implemented. Other activities include: a Trauma-Informed Practice and Care orientation for community partners and Trauma-Informed Practice training for CWS staff. The Department has organized a stakeholder's group to develop an investigation protocol and services for youth</li> </ul>	<ul style="list-style-type: none"> <li>◆ Provide a customer focused culture that supports self-reliance and is responsive to the needs of the community.</li> <li>◆ Encourage and expand community partnerships and collaboration opportunities.</li> <li>◆ Enhance operational efficiencies and effectiveness through innovation and continuous service delivery improvement.</li> <li>◆ Encourage and support the Strengthening Families Framework.</li> <li>◆ Support a healthy, diverse and engaged workforce.</li> <li>◆ Enhance financial management practices to maximize funding and ensure program sustainability.</li> </ul>

FISCAL YEAR 2014-2015 ACCOMPLISHMENTS	FISCAL YEAR 2015-2016 OBJECTIVES
<p>and families involved in Commercially Sexually Exploited Children (CSEC). The Agency is also focused on training for the community, staff and foster youth. The Department has partnered with Without Permission, a non-profit organization focused on supporting Human Trafficking victims and bringing awareness to the issues, and continues to respond to CSEC referrals to provide strength based assessments and needed services to victims and their families. The Child Abuse Prevention Council (CAPC) held a community forum and will be focusing on three areas: policy, professional development, and parent partnership. These three groups have defined their goals and are working towards completing them.</p> <ul style="list-style-type: none"> <li>◆ Increased the opportunity for Welfare to Work (WTW) customers to become self-sufficient through expanded subsidized employment opportunities and the implementation of Family Stabilization. The passage of AB 74 provided additional funding allocation for private or public sector subsidized employment in Fiscal Year 2013-2014 called Expanded Subsidized Employment (ESE) services. ESE provides participants with the opportunity to gain valuable work experience, practice work behavior, and enhance job skills to prepare the participant for employment. In partnership with Alliance Worknet a plan was created to increase customer participation in the program. During Fiscal Year 2014-2015 an average of 218 customers participated in the Subsidized Employment/ESE program, a 15% increase from Fiscal Year 2013-2014. The Department implemented Family Stabilization which was part of AB 74. Family Stabilization changes service delivery for families by providing intensive case management and services to families with multiple barriers. By the second quarter, WTW provided Family Stabilization to 147 families.</li> <li>◆ Improved access to health care benefits and nutrition through Medi-Cal outreach and CalFresh horizontal integration. In the first six months of Fiscal Year 2014-2015, Medi-Cal enrollment increased by 58%. During this same period, CalFresh enrollment increased by 1.3%. Horizontal integration</li> </ul>	

FISCAL YEAR 2014-2015 ACCOMPLISHMENTS	FISCAL YEAR 2015-2016 OBJECTIVES
<p>has not yet been formally implemented.</p> <ul style="list-style-type: none"> <li>◆ Ensured Quality Assurance and Customer Services in In-Home Supportive Services (IHSS) while implementing new Fair Labor Standards Law changes related to overtime for in-home care providers. On October 27, 2014, California Department of Social Services (CDSS) Quality Assurance (QA) Division performed an assessment of the Department's Quality Assurance process. A favorable review of QA Activities was received as well as an award for seven years of timely reassessments of 90% or greater (State standard is 80%). CDSS QA reviewed the Program Integrity Efforts and indicated the County's efforts met the State standards. The State also noted a "best practice" for the County. The Department has developed a QA tracking/flow sheet to indicate the date the case was reviewed, any QA findings, social worker review and concurrence or exception with QA actions. On January 14, 2015, US District Court in Washington D.C. ruled that the Department of Labor (DOL) changes to Fair Labor Standards Act exceeded the Department's authority and invalidated the DOL's actions. Overtime, Travel Time and Additional Wait Time will not be implemented at this time. DOL has 60 days to appeal the Court's ruling. The California Department of Social Services has instructed Counties to use the existing program rules established prior to DOL's actions (no overtime).</li> <li>◆ On February 12, 2015, the County issued a Request for Proposals for an Operations Analyst and Facility Programmer for the Community Services Facility Master Planning Project. Proposals have been received and evaluated, and a recommendation will be presented to the Board of Supervisors during Spring, 2015.</li> <li>◆ Implemented a workforce development strategy focused on staff recruitment and retention to ensure a healthy, diverse and engaged workforce. This past year the Department has focused on streamlining the two largest recruitments in order to have candidates available when vacancies occur. Social Worker IV and Social worker IV Trainee are continuous recruitments and the Department interviews candidates and makes selection and job offers on a monthly basis. The Family Services Specialist (FSS)</li> </ul>	

FISCAL YEAR 2014-2015 ACCOMPLISHMENTS	FISCAL YEAR 2015-2016 OBJECTIVES
I/II recruitment is now calendared for the year with time allowed for the recruitment process and backgrounds.	

**BUDGETS WITHIN THE COMMUNITY SERVICES AGENCY INCLUDE:**

- ◆ Services and Support
- ◆ County Children's Fund
- ◆ General Assistance
- ◆ IHSS Public Authority-Administration
- ◆ IHSS Public Authority-Benefits
- ◆ IHSS Provider Wages
- ◆ Integrated Children's Services
- ◆ Public Economic Assistance



**COMMUNITY SERVICES AGENCY—SERVICES AND SUPPORT**

Budget Unit 1631 0045050  
Special Revenue Fund

**SERVICES PROVIDED**

The Community Services Agency (CSA) operates approximately 72 social welfare programs providing assistance, direct client services and support for the benefit of the community:

1. Social Services (Child Welfare/Child Protective Services, Adult Protective Services/In-Home Supportive Services);
2. CalWORKs (Temporary Assistance to Needy Families, Employment Services, Welfare Fraud Prevention and Investigation);
3. Other Public Welfare Assistance (CalFresh, Medi-Cal, Foster Care, Adoptions and General Assistance); and
4. Child Care (Subsidized Child Care Stages 1, 2, 3).

**FUND/CASH BALANCE**

As of July 1, 2015, this fund had a positive fund balance of \$ 165,994 compared to the July 1, 2014 positive balance of \$96,514. This increase is partially due to post closing entries reducing the Auditor's Office cost applied plan (CAP) account expenditures by \$40,531 and other small differences account for the remainder of the variance. The Department will be preparing post-closing entries to reflect a closing fund balance of \$125,450: \$25,450 in Imprest Cash and \$100,000 reserve, in anticipation of Fiscal Year 2014-2015 post-closing accounting adjustments to record expenses in the period they occurred.

As of July 1, 2015, this fund had a positive cash balance of \$3,675,197 compared to the July 1, 2014 negative balance of \$1,000,010. The increase is due to timing differences in deferred revenues advanced from the State for cash advances, cash reimbursements, and actual incurred costs. The difference between the cash and fund balance is due to non-cash items listed on the balance sheet such as deferred revenue, accounts receivable and accounts payable. These accounts are needed to reflect timing differences caused by cash-basis claiming rules.

<b>CSA - Services and Support</b>					
<b>Classification</b>	<b>2013-2014 Actual</b>	<b>2014-2015 Actual</b>	<b>2015-2016 Adopted Proposed</b>	<b>2015-2016 Recommended Adjustments</b>	<b>2015-2016 Recommended Final Budget</b>
Taxes	\$0	\$0	\$0	\$0	\$0
Licenses, Permits, Franchises	\$76,848	\$78,653	\$78,653	\$0	\$78,653
Fines, Forfeitures, Penalties	\$0	\$0	\$0	\$0	\$0
Revenue from use of Assets	\$374	\$534	\$0	\$0	\$0
Intergovernmental Revenue	\$111,036,598	\$117,785,186	\$141,355,276	\$0	\$141,355,276
Charges for Service	\$356,340	\$818,279	\$653,083	\$0	\$653,083
Miscellaneous Revenue	\$578,079	\$73,128	\$606,489	\$0	\$606,489
Other Financing Sources	\$1,001,323	\$1,492,901	\$244,422	\$0	\$244,422
<b>Total Revenue</b>	<b>\$113,049,562</b>	<b>\$120,248,681</b>	<b>\$142,937,923</b>	<b>\$0</b>	<b>\$142,937,923</b>
Salaries and Benefits	\$70,394,763	\$75,040,782	\$88,699,019	\$0	\$88,699,019
Services and Supplies	\$17,777,477	\$18,893,612	\$23,599,750	\$0	\$23,599,750
Other Charges	\$25,498,260	\$28,601,805	\$33,773,443	\$0	\$33,773,443
Fixed Assets					
Equipment	\$381,255	\$797,208	\$310,000	\$0	\$310,000
Other Financing Uses	\$2,207,829	\$186,622	\$0	\$0	\$0
Equity	\$0	\$0	\$0	\$0	\$0
Intrafund	\$0	\$0	\$0	\$0	\$0
Contingencies	\$0	\$0	\$0	\$0	\$0
<b>Gross Costs</b>	<b>\$116,259,584</b>	<b>\$123,520,029</b>	<b>\$146,382,212</b>	<b>\$0</b>	<b>\$146,382,212</b>
Fund Balance	(\$85,216)	(\$69,444)	\$0	\$0	\$0
<b>Net County Cost</b>	<b>\$3,295,238</b>	<b>\$3,340,792</b>	<b>\$3,444,289</b>	<b>\$0</b>	<b>\$3,444,289</b>

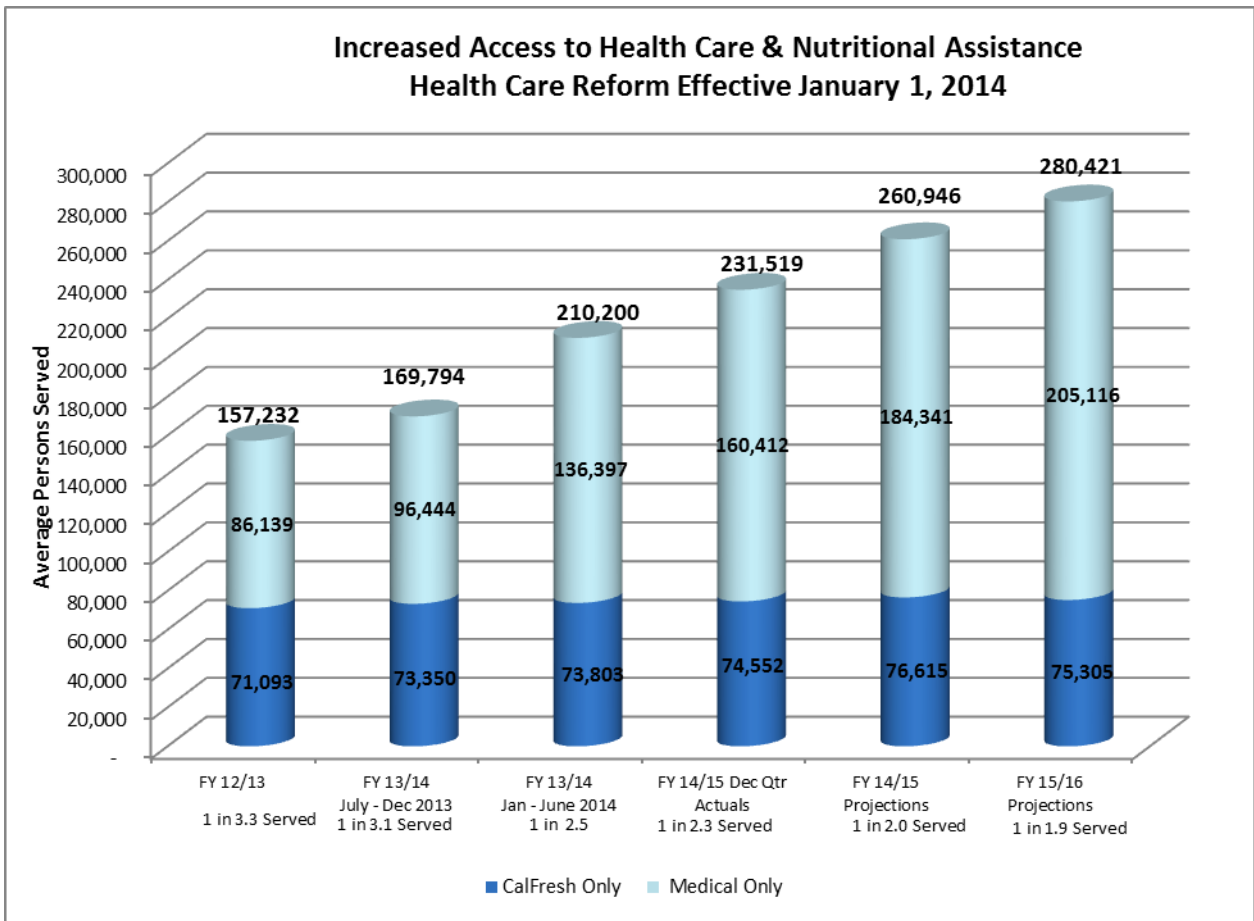
\*Net county cost carryover savings included in the 2015-2016 Recommended Final Budget is \$0.

## PROGRAM DISCUSSION

At the proposed level of funding, the Department can maintain the current level of mandated social service programs for the projected number of cases and customers. Total proposed budget appropriations of \$146,382,212 are offset by estimated revenues of \$142,937,923 and a required County Match of \$3,444,289, the exact amount of General Fund base contribution.

The programs funded in this budget are either mandated programs with legislative Federal, State and County sharing ratios, legislated Maintenance of Effort (MOE) contributions, or 100% funded programs. The Department operates mandated Social Services programs and defines core services as activities in direct support of legal mandates, regulations and Board authorized commitments. Over 84% of the funding for these programs is linked to annual allocations; however, the Department has not yet received allocations for these programs as these are typically provided late in the month of August. Estimated program allocations are based on the Governor's 2015-2016 Proposed Budget released in January 2015 and current year known allocation projections. The County General Fund contribution is approximately 2.4% of the total CSA Services and Support budget.

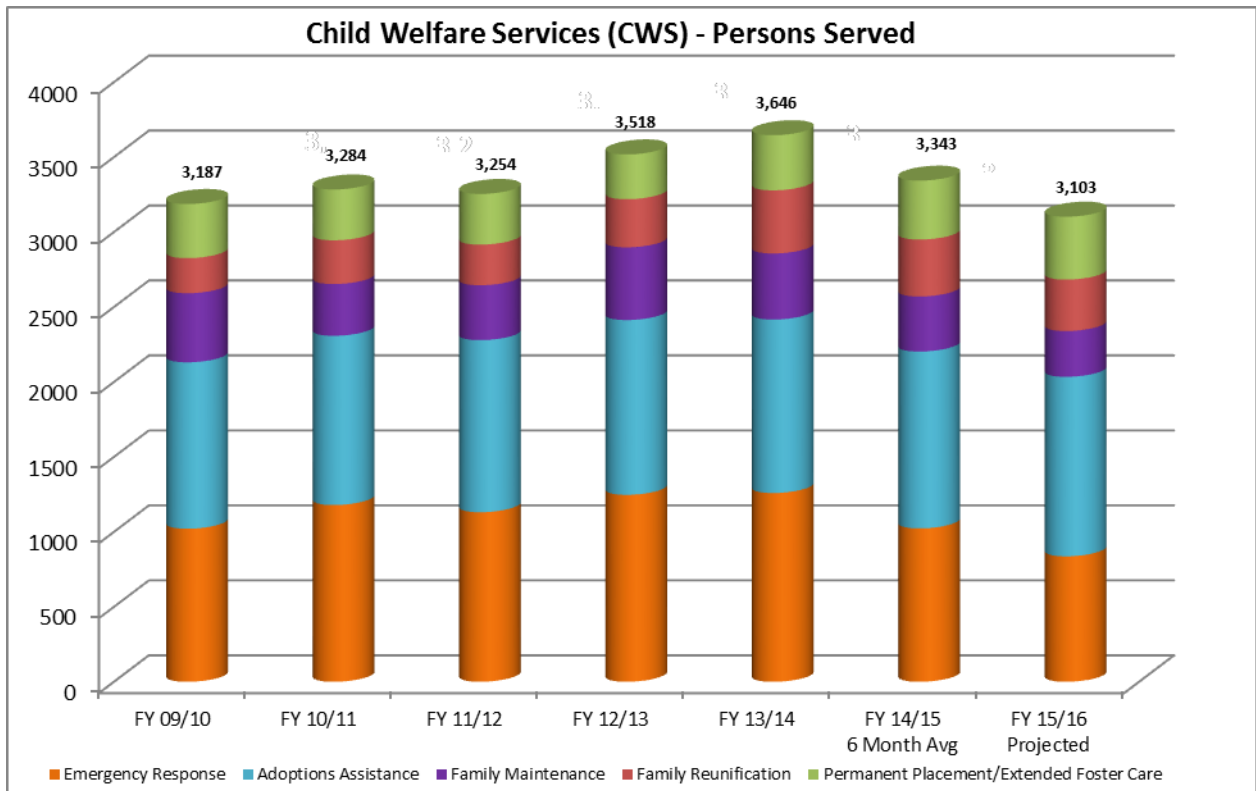
As a result of Health Care Reform under the Affordable Care Act effective January 1, 2014, over 248,000 individuals now have access to health care and nutritional assistance as of February 2015. This represents one in 2.1 individuals residing in Stanislaus County. The number of individuals receiving Medi-Cal has increased by 37.8% and the number of individuals receiving CalFresh benefits (food stamps) has increased by 1.0%. This number is expected to continue to grow over the next year. The Department continues to partner with Behavioral Health and Recovery Services and the Health Services Agency in providing expanded access to health care in this community. Additionally, with the passage of Assembly Bill 109 and Assembly Bill 720, the Department is partnering with Probation and the Sheriff to enroll AB 109 offenders, individuals who are in custody and those being released from the County Jail.



**Adult Services Programs** – The Department supports a variety of programs to provide a safety net for elders in the community, including the Adult Protective Services (APS) Program and In-Home Supportive Services (IHSS) Program. Adult Services Programs total approximately \$9.5 million in Fiscal Year 2015-2016 and protects elderly and dependent adults where there are issues of physical violence, sexual abuse, financial exploitation, abandonment and neglect. APS serves approximately 486 individuals per month.

The In-Home Supportive Services Program provides services to the elderly and disabled who need assistance to remain safely in their own home rather than alternative and costly long-term care facilities. The IHSS program provides in-home services to approximately 6,110 frail and/or elderly individuals per month. The IHSS case management allocation is projected at \$6.0 million in Fiscal Year 2015-2016.

**Child and Family Services Programs** – These programs provide an array of services essential to protection of our community’s most vulnerable children, victims of abuse and neglect. Child and Family Services Programs total approximately \$28.7 million in Fiscal Year 2015-2016. Programs within Child and Family Services include Child Welfare Services (CWS) Emergency Response, Family Maintenance, Court Staff, Family Reunification and Permanent Placement; Emancipated Youth; and Adoptions.



Child Welfare continues to experience an increase in foster care costs as a result of the very high supervision required by the children entering care. In addition to the population of children that experience abuse and neglect, the Department is responsible for youth whose parents “surrender” them to the Department due to specific behaviors that their caretakers are ill-equipped to manage. These youth can be a danger to themselves and their family and struggle with issues such as substance abuse, mental illness, and aggressive behavior. Wraparound, Intensive Family Maintenance services and the System Improvement Plan (SIP), approved by the Board of Supervisors January 27, 2015, are Foster Care prevention strategies that are planned to continue in Fiscal Year 2015-2016.

The *Katie A.* lawsuit settlement agreement involves the delivery of mental health services and other integrated services to children with an open child welfare case who are in foster care and have a mental health condition. Adult, Child and Family Services Division (ACFSD – Child Welfare) and Behavioral Health and Recovery Services (BHRS – Mental Health) began meeting in January 2013 to strategically plan for the expansion of Mental Health Services (as identified in the *Katie A.* lawsuit). As part of the joint efforts, Child Welfare and BHRS officially implemented the eligibility identification tool in January 2014. This tool identifies mental health needs and supports referral to BHRS for mental health assessments. Social workers in Family Reunification, Permanent Placement, and Family Maintenance complete both tools every six months and whenever there are behavior changes.

The Department will continue to leverage Child Welfare Services (CWS) allocation funding with contributions provided by the Child Abuse Interview Referral and Evaluation (CAIRE) Center in partnership with the Stanislaus Family Justice Center.

**StanWORKS Programs** – CalWORKs, CalFresh (Food Stamps) and Medi-Cal programs are administered within StanWORKs. These programs total approximately \$71.0 million in Fiscal Year 2015-2016. Stanislaus County continues to struggle with unemployment, although the rate has improved from 12.2% in December 2013 to 10.6% in December 2014. The large growth seen in the customer base during the economic decline has begun to slow; however, the number of families seeking health care and nutritional assistance has continued to rise overall.

- ◆ CalWORKs – This program has been relatively flat over the past three years with a total of 27,797 key program individuals receiving CalWORKs benefits. CalWORKs has experienced a 1.19% caseload decline, inclusive of the increase in safety net during the past year. It is



anticipated that a growing population, a slight appreciable growth in employment, and the expiration of unemployment benefits for those who have been out of work for a substantial period of time will further impact the caseload numbers.

- ◆ CalFresh – The growth in this program over the past three years is 13.26%. Although the program has experienced slow growth over the past year compared to the last several years, the most recent twelve month trend continues to reflect an increase of 1.01%. Continued growth in CalFresh is likely due to a growing population (new households, migration, etc.), the impact of Health Care Reform and horizontal integration (most households eligible for expanded Medi-Cal will also be eligible for CalFresh), as well as the potential need for services from parolees returned to Stanislaus County as part of the Community Corrections Partnership implemented in Fiscal Year 2012-2013.
- ◆ Medi-Cal – The three year growth trend for Medi-Cal is 95.9%. The most recent twelve month trend reflects an increase of 37.8%.
- ◆ Welfare to Work – This program helps economically disadvantaged families find work. In December 2014, 4,107 adults were enrolled in the Welfare to Work (WtW) program, representing a 2.85% increase over the past three years, while the most recent nine month trend reflects a decreased participation of 2.14%.
- ◆ Child Care – Child Care components include Stage 1, part of the CalWORKs program; and Stage 2, and Stage 3, financed by the California Department of Education. Over 70% of the Fiscal Year 2015-2016 child care budget, or \$5.9 million, is targeted for provider reimbursements to child care providers in the local community. There is no County cost associated with the Child Care programs. It is anticipated that child care funding will be increased during the fiscal year to meet WTW requirements for work participation. The Department will evaluate and report back to the Board with any specific changes to program services and/or funding.

As more information is shared with the counties, the Department will evaluate and report back to the Board with any specific changes to program services and/or funding.

### **Information Technology (IT)**

The Department's IT division provides automation support including programming, help desk functions and critical network support for Department computers while partnering with County Strategic Business Technology (SBT) to ensure safety and security of local information systems. Fixed assets totaling \$310,000 to support local automation and facility projects are requested as follows:

- ◆ IT Replacement of Aging Network Infrastructure \$235,000 – CSA's IT infrastructure includes a multitude of routers, switches, servers, and other network related hardware. Many of these devices are approaching eight or more years old. It is important that the most critical devices be replaced with newer and more reliable models from time to time to prevent unexpected network downtime. Replacement of these critical network pieces will take place over the next fiscal year.
- ◆ C-IV Yourself Kiosks \$15,000 – In an effort to reduce traffic in the main lobby the Department plans to place a C-IV Yourself Kiosk there. This may reduce lines and wait time as customers without access to computers at home would be able to use the kiosk to check their account status, preventing them from having to stand in line to accomplish this task. In addition, the kiosk could help those with access to computers elsewhere learn how to accomplish the same tasks at home, as many customers are unaware of the service.
- ◆ External Facing Servers \$60,000 – To better serve employees and external customers, the Department needs to both receive and send information between people on the internet. For employee safety, an application is being developed to allow them to "check in" and "check out" while doing off-site visits. This would allow supervisors to quickly pinpoint where an employee was located if things go wrong. Another application would allow employees to view calendars in the field, allowing them to make appointments with customers on the spot instead of waiting until they return to the office to see what times are available. Customer applications could

include educational classes, filling out applications, surveys, etc. To accomplish this, external facing secured network servers are required.

#### **Consortium IV**

Oversight of multiple State-initiated projects remains integral to Department operations in Fiscal Year 2015-2016. The Department works in conjunction with the California Department of Social Services (CDSS) and the Office of Systems Integration in support of a variety of statewide automation projects, both new and ongoing. Key projects in the maintenance and operations (M & O) phase include the following:

- ◆ Consortium (C-IV) Statewide Automated Welfare Systems (SAWS) is the fully automated system for case management of public assistance and employment services programs. Total C-IV Project costs will be shared by the 39 participating counties. The Department's share of the C-IV Project Maintenance and Operations Budget equates to approximately \$5.8 million for Fiscal Year 2015-2016 and is funded through a special allocation from the California Department of Social Services. C-IV funding covers the implementation of various CalFresh ReFresh modernization proposals; Ad Hoc support; General Assistance/General Relief functionality; the cost of four staff assigned full-time to the project and one staff assigned for approximately 48 months tentatively ending December 2016, to the development of the Leaders Replacement System (LRS) project in Norwalk. LRS funding will be provided to support ongoing salaries, benefits and travel costs for the employee for the duration of the project and will be requested in future CSA budget submissions for the appropriate budget year. The C-IV Project County share of cost is estimated at \$406,645 for M & O costs, and is funded within the CalWORKs and CalFresh maintenance of effort (MOE) funds and Foster Care County cost as reflected in this budget.

#### **Vehicles**

The Community Services Agency has a total fleet of 78 vehicles; of those, 23 meet the minimum age and mileage requirements to be considered for replacement under the Fleet Services Policy. In cooperation with the General Services Agency Fleet Services, the Department is requesting to replace via lease four vehicles identified for replacement consideration in Fiscal Year 2015-2016. These vehicles are used throughout the Department for transportation of equipment, furnishings, bulky items, site and home visits, as well as client transportation.

#### **Facility Projects**

In Fiscal Year 2015-2016, the Department remains committed to providing access to public assistance and employment services at community outstations at the City of Hughson, West Modesto Collaborative, City of Turlock, West Side Service Center, and the East County Center. Growth in StanWORKs programs further supports the Department's short-term plan to maximize the existing space at the Community Services Facility (CSF). The additional programs and program growth rate are challenging to accommodate within the space available at the facility. In particular, the current location of the West Side Service Center does not include sufficient space for the functions offered there. These functions include StanWORKs programs offered by Community Services Agency, Alliance Worknet Job Club and Resource Center, and the Health Services Agency's Women, Infant, Children (WIC) Program. In addition, the Center for Human Services is interested in co-locating services on the West Side. The Department anticipates returning to the Board of Supervisors to pursue an alternate location for the West Side Service Center.

In addition, the Heating, Ventilation, and Air Conditioning (HVAC) units for the Community Services Facility have experienced numerous compressor failures and others may fail given the units have outlived their useful service life. To keep the units functioning, maintenance efforts and costs have been increasing. Due to failures of the compressors and the flattening of the condenser coil fins, cooling capacities are compromised. The air moving capacity of the existing HVAC units is currently diminished on six of the eleven units. The temperature control system has experienced numerous failures. The system is not energy efficient and the Turlock Irrigation District utility bills are anticipated to increase. The building houses over 1,000 staff and 1,000 customers visit daily. The Department, the Chief Executive Office and the Community Services Facility partner agencies are currently

developing a Request for Proposal process that will be presented to the Board of Supervisors in the summer of 2015 to replace this critical aging infrastructure.

### **1991 Realignment Revenue**

The State sales tax includes a half cent portion that funds local health and welfare programs; these funds represent a key financing source for social service programs local match costs not reimbursed by Federal and State allocations. Sales tax revenue fluctuates greatly from month to month with an upward trend experienced in Fiscal Years 2011-2012 through 2013-2014. Fiscal Year 2014-2015 continues to experience growth with statewide sales tax receipts sufficient to repay the County for the prior year of outstanding growth funds originally earned in Fiscal Year 2012-2013. This growth was tempered by a review at the State level of realignment distribution for the Fiscal Years 2010-2011 through 2013-2014, which resulted in a Board of Equalization adjustment to reduce Stanislaus County's Sales Tax and Vehicle License Fees (VLF) base by \$70,000.

The realignment revenue projection equals the State Controller realignment published base for Fiscal Year 2014-2015 plus estimated growth and a corresponding increase-to-base. The Department receives approximately 88.8% of these funds, or about \$18.9 million, of which \$3.0 million is used to support local match requirements for the Services and Support budget. The Department will continue to closely monitor realignment sales tax revenue since this revenue stream remains highly volatile and provides approximately 11.2% of the base Mandated County Match requirement in Services and Support.

### **2011 Realignment Revenue**

On September 20, 2011, the Board of Supervisors approved the Community Corrections Plan required by AB 109 Public Safety Realignment. AB 109 included realigned social services programs: Adult Protective Services (APS) and Child Welfare Services (CWS) which includes case management, Child Abuse Prevention (CAPIT), as well as administration of the Foster Care (FC) and Adoptions Assistance Programs (AAP). The 2011 realignment replaced State General Fund allocations and monthly cash advances with monthly sales tax distribution based on statewide formulas established in the AB 118 legislation. Total 2011 realignment is budgeted in Fiscal Year 2015-2016 at \$14,350,342, as follows: APS at \$859,061; CWS at \$12,714,169; CAPIT at \$165,980; FC Administration at \$212,883, and Adoptions Administration at \$398,249. The estimated 2011 realignment revenue supports 68.1% of the total projected base Mandated County Match requirements for these programs.

### **Contract Request for Proposals**

The Department is requesting approval to authorize the General Services Agency (GSA) Purchasing Division on behalf of the Community Services Agency, to issue the following Request for Proposals (RFP) during Fiscal Year 2015-2016:

- ◆ CalFresh Outreach and Enrollment Services RFP; and
- ◆ Medi-Cal Beneficiaries Renewal Coverage Services RFP.

The CalFresh Outreach and Enrollment Services RFP and the Medi-Cal Beneficiaries Renewal Coverage Services RFP will be issued in the first six months of Fiscal Year 2015-2016. Appropriations and corresponding revenues are included in the Community Services Agency 2015-2016 Proposed Budget. The Department is requesting authority to accept \$240,411 in grant funding and sign the agreement with Department of Health Care Services for the Medi-Cal Beneficiaries Renewal Coverage Services. There is no impact to the County General Fund.

### **Federal/State Budget Impacts**

**StanWORKs Programs** – The Governor's 2015-2016 Proposed Budget includes several significant policy initiatives for Social Services programs that focus on improving community health and well-being. Some notable proposed policy changes include:

- ◆ CalWORKs Single Allocation – There are no significant programmatic changes to the structure of the CalWORKs program in the 2015-2016 Proposed State Budget. Based on CDSS

estimates, the State's Proposed Budget includes an additional \$73.6 million statewide allocation increase to support these program efforts locally based on updated CDSS allocation estimates;

- ◆ CalFresh – The Governor's proposed budget projects that the CalFresh caseload will continue to increase in Fiscal Year 2015-2016, however it is doing so at a slower rate than was previously estimated. There is one important policy change proposed in the 2015-2016 budget: the elimination of change reporting in CalFresh. It is proposed to be eliminated over a twelve month period beginning in October 2015, at the recipient's recertification month, with full implementation by October 2016. It is estimated that this will result in a savings of \$8 million in 2015-2016. Based on CDSS estimates, the proposed budget includes a decrease of \$24 million State General Funds (SGF) statewide for Fiscal Year 2015-2016, with an estimated local impact decrease of \$445,757 in SGF. In addition, the State's Proposed Budget proposes to implement the first 25 percent reduction to the Match Waiver in 2015-2016.

**In-Home Supportive Services** – In accordance with Welfare and Institutions Code section 12306.15, subdivision (d), the methodology for the computation of the county-specific adjustments to counties' IHSS MOE levels for locally negotiated wages and Health Benefits (HB) increases was developed in consultation between the Department of Finance and the California State Association of Counties. Adjustments to a county's IHSS MOE for locally negotiated wage and HB increases are based on the county's actual Fiscal Year 2011-2012 paid hours as recorded in the Case Management Information and Payrolling System II and the county's Fiscal Year 2011-2012 share of cost. County Fiscal Letter 14/15-44 provided notice beginning on July 1, 2014, and annually thereafter, each county's IHSS MOE shall be adjusted by an inflation factor of 3.5 percent.

**Child and Family Services Programs** – The State Administration has released their recommendations for the long-anticipated Continuum of Care Reform. These recommendations are to transition children from group homes to more home and family-based settings with the necessary services to support the youth and the families regardless of placement settings. Support will come from the Foster Parent Recruitment, Retention and Support which provides \$2.2 million (\$1.1 SGF) for counties not in the Title IV-E Waiver to support local efforts to recruit, retain, and support foster families including relative and non-relative extended family member (NREFM) caregivers. In addition, the State is proposing a 30% rate increase to Foster Family Agency Social Workers.

The Children's Program is establishing a multidisciplinary team to develop an interagency protocol and plan to serve sexually exploited children. The plan will be submitted to the State to participate in the on-going implementation of Commercially Sexually Exploited Children (CSEC) program services.

As more information is shared with the counties, the Department will evaluate and report back to the Board with any specific changes to program services and/or funding.

## **STAFFING IMPACTS**

### **Adopted Proposed Budget**

The Community Services Agency (CSA) is requesting fifteen new positions to include: two Family Services Supervisors, one Supervising Account/Administrative Clerk II, two Systems Engineer IIs, four Social Services Assistants, and six Administrative Clerk IIs.

- ◆ Two new Family Services Supervisor positions are requested to support CSA's StanWORKs Division. Stanislaus County continues to be impacted by the increase in individuals eligible for health care coverage through Medi-Cal and nutrition assistance through CalFresh. The number of persons in Stanislaus County receiving Medi-Cal health coverage is approximately 193,000 and the number of persons receiving CalFresh nutrition assistance is approximately 92,000. The requested Family Service Supervisor positions will support these programs and impact the community by ensuring benefits for the community are issued timely and accurately to persons in need.
- ◆ One new Supervising Account/Administrative Clerk II block-budgeted position is requested to support CSA's StanWORKs Division to act as the County's MEDs Coordinator. This position

will support CSA's MEDS Program acting as the frontline supervisor for Counties needing assistance with MEDS issues and will be responsible for researching and rectifying issues to allow for aid transactions and records to occur accurately.

- ◆ Two new System Engineer II block-budgeted positions are requested to support the Department's Finance and Operations Division. The positions are needed to support CSA System Security and E-Communications. The Security System Engineer will conduct security assessments, configure agency firewalls, maintain the intrusion prevention systems and ensure mobile device security. The E-Communications Support Engineer will proactively configure, maintain and support all E-mail recovery and retention, and ensure confidentiality e-mail encryption for outbound E-mail.
- ◆ Four new Social Services Assistants are requested to implement the Parent Partners Program. On January 27, 2015, the Board of Supervisors approved the Stanislaus County System Improvement Plan (SIP) for the Child Welfare Systems and directed the Department to identify the appropriate classification needed to implement the program. The classification identified by the Department is Social Services Assistant and these positions will support the SIP by providing families in our community with emotional, social and concrete support, advocacy and guidance building a foundation of social connections and engagement in services that will improve children's education and overall health and wellbeing.
- ◆ Three new Administrative Clerk II block-budgeted positions are requested to support activities primarily in the Medi-Cal Program and some activities supporting the CalFresh Program due to caseload increases and new program regulations. In addition, the Department is requesting to reclassify downward one vacant Account Clerk II position and one vacant Account Clerk III position both to Administrative Clerk II. These Administrative Clerk II positions will allow the Department to efficiently provide services to customers and comply with processing mandates.
- ◆ Three new Administrative Clerk II block-budgeted positions are requested to ensure the Department has adequate administrative support for the Social Workers in the Family Maintenance (FM), Family Reunification (FR), and Permanent Placement (PP) programs. New units of social workers were established in 2014 to support these programs along with the implementation of mandates for the Extended Foster Care Program and Katie A legislation. Clerical support is needed to ensure the demands of increased activities in caseload and case management are handled efficiently so that services provided to families and children are timely as well as compliant with legal and court requirements.

Total current authorized positions— 1,053

### **Final Budget**

The Department is requesting to add one new Manager IV position to act as Chief of Medi-Cal Eligibility Division. The Chief is responsible for overseeing negotiations of issues to maintain overall consistency with current Medi-Cal and Children's Health Insurance Program policies, and State and Federal statutes and regulations. In addition, the Chief is responsible for oversight and management of issues pertaining to eligibility determinations and policy direction for system changes as well as development and implementation of new eligibility categories and programs based upon changes to Federal and State law. This position will be loaned to the State Department of Health Care Services (DHCS) through an Inter-Jurisdictional Loan Contract for three to four years and will be 100% funded by the State DHCS.

In addition, the Department is requesting to add one new Manager III position to act as Facility Manager for the Community Services Facility (CSF). The position will work directly with the CSF partners for facilities maintenance projects, General Services Agency building maintenance, CEO Capital Projects and other County departments as the County's needs, priorities and resources change over time.

Further, the Department is requesting to double-fill one Staff Services Coordinator position for up to eight weeks. The incumbent is scheduled to retire in early January and is the Agency's lead for the contract division. The request to double-fill will allow the Department to minimize the impacts on the Agency's processing of over 300 provider contracts and request for proposals.

Total current authorized positions—1066

## **BUDGET RECOMMENDATIONS**

### **Adopted Proposed Budget**

It is recommended that a budget of \$146,382,212 be approved for Community Services Agency – Services and Support. This budget is funded from \$142,937,923 in estimated departmental revenue and a \$3,444,289 Mandated County Match contribution from the General Fund.

It is also recommended to add two Family Services Supervisors, one Supervising Account/Administrative Clerk II, one Systems Engineer II, four Social Services Assistants, and five Administrative Clerk II for Social Services Assistant positions. In addition, it is recommended to reclassify downward one Account Clerk II and one Account Clerk III to Administrative Clerk II. It is also recommended to continue discussions with the Department to further evaluate the need for the second Systems Engineer II position for E-Communications and the third Administrative Clerk II position for the Permanent Placement Program.

Total recommended authorized positions— 1,066

### **Final Budget**

There are no recommended changes in funding to this budget.

It is recommended to add one new Manager IV position, one new block-budgeted Manager II/III position, and double-fill one Staff Services Coordinator for up to eight weeks. These positions are funded by the following:

- ◆ Manager IV – 100% funded by the Department of HealthCare Services (DHCS) through an Inter-Jurisdictional contract between DHCS and the Community Services Agency.
- ◆ Manager II/III – Funded by all programs located at the Community Services Facility based on allocation of square footage.
- ◆ Staff Services Coordinator Double-fill – Funded by salary savings in vacant administrative positions.

Total recommended authorized positions— 1,068

**STANISLAUS COUNTY, CALIFORNIA**  
**Fiscal Year 2015-2016**



**HUMAN SERVICES**  
**Administration**

**COMMUNITY SERVICES AGENCY—COUNTY CHILDREN’S FUND**

Budget Unit 1637 0045961  
 Special Revenue Fund

**SERVICES PROVIDED**

Funds in this budget are used to provide education and support services for the prevention, intervention and treatment of child abuse and neglect. Current services include emergency shelter services for runaway youth. The Child Abuse Prevention Council (CAPC) provides recommendations for the use of the County Children’s Fund (CCF). All services are provided by local nonprofit agencies.

**FUND/CASH BALANCE**

As of July 1, 2015, this fund had a positive fund balance of \$79,440 compared to the July 1, 2014 positive balance of \$171,634. This decrease is due to the use of fund balance to support operations for Fiscal Year 2014-2015 consistent with the Child Abuse Prevention Council (CAPC) Five (5) Year Plan.

As of July 1, 2015, this fund had a positive cash balance of \$79,440 compared to the July 1, 2014 positive balance of \$171,634. The decrease is due to the recognition of the match requirement, per the CAPC agreement and revenues coming in lower than estimated. Cash is consistent with fund balance.

<b>CSA - County Children's Fund</b>					
<b>Classification</b>	<b>2013-2014 Actual</b>	<b>2014-2015 Actual</b>	<b>2015-2016 Adopted Proposed</b>	<b>2015-2016 Recommended Adjustments</b>	<b>2015-2016 Recommended Final Budget</b>
Taxes	\$0	\$0	\$0	\$0	\$0
Licenses, Permits, Franchises	\$0	\$0	\$0	\$0	\$0
Fines, Forfeitures, Penalties	\$0	\$0	\$0	\$0	\$0
Revenue from use of Assets	\$0	\$0	\$0	\$0	\$0
Intergovernmental Revenue	\$15,212	\$14,538	\$15,212	\$0	\$15,212
Charges for Service	\$138,241	\$136,895	\$123,886	\$0	\$123,886
Miscellaneous Revenue	\$0	\$0	\$0	\$0	\$0
Other Financing Sources	\$0	\$0	\$0	\$0	\$0
<b>Total Revenue</b>	<b>\$153,453</b>	<b>\$151,433</b>	<b>\$139,098</b>	<b>\$0</b>	<b>\$139,098</b>
Salaries and Benefits	\$0	\$0	\$0	\$0	\$0
Services and Supplies	\$98,628	\$93,628	\$110,050	\$0	\$110,050
Other Charges	\$0	\$0	\$0	\$0	\$0
Fixed Assets	\$0	\$0	\$0	\$0	\$0
Other Financing Uses	\$150,000	\$150,000	\$0	\$0	\$0
Equity	\$0	\$0	\$0	\$0	\$0
Intrafund	\$0	\$0	\$0	\$0	\$0
Contingencies	\$0	\$0	\$0	\$0	\$0
<b>Gross Costs</b>	<b>\$248,628</b>	<b>\$243,628</b>	<b>\$110,050</b>	<b>\$0</b>	<b>\$110,050</b>
<b>Fund Balance</b>	<b>\$95,175</b>	<b>\$92,195</b>	<b>(\$29,048)</b>	<b>\$0</b>	<b>(\$29,048)</b>
<b>Net County Cost</b>	<b>\$0</b>	<b>\$0</b>	<b>\$0</b>	<b>\$0</b>	<b>\$0</b>

\*Net county cost carryover savings included in the 2015-2016 Recommended Final Budget is \$0.

## **PROGRAM DISCUSSION**

At the proposed level of funding, the Department can maintain core County Children's Fund services which benefit children and families in the community. The County Children's Fund budget is supported entirely by a combination of revenues from birth certificates sales and Department of Motor Vehicle children's license plate fees.

The current CAPC recommendation for the Fiscal Year 2015-2016 spending plan is \$110,050. This will provide the Center for Human Services Hutton House \$110,000 in resources for temporary shelter care, differential response case management, crisis intervention, support group services, and individual, family and group counseling to youths and families and \$50 for annual regional CAPC membership benefitting CAPC operations.

## **STAFFING IMPACTS**

### **Adopted Proposed Budget**

Total current authorized positions— 0

### **Final Budget**

Total current authorized positions— 0

## **BUDGET RECOMMENDATIONS**

### **Adopted Proposed Budget**

It is recommended that a budget of \$110,050 be approved for Community Services Agency – County Children's Fund. This budget is funded from \$139,098 in estimated departmental revenue and will return \$29,048 in departmental fund balance.

Total recommended authorized positions— 0

### **Final Budget**

There are no recommended changes in funding to this budget.

Total recommended authorized positions— 0



**STANISLAUS COUNTY, CALIFORNIA**  
**Fiscal Year 2015-2016**



**HUMAN SERVICES**  
**Aid Programs**

**COMMUNITY SERVICES AGENCY—GENERAL ASSISTANCE**

Budget Unit 1633 0045901  
 Special Revenue Fund

**SERVICES PROVIDED**

The General Assistance (GA) Program is mandated by Welfare and Institutions Code 17000 and provides cash aid payments to the indigent. In addition, this budget also includes funding for GA Foster Care. The General Assistance Program serves individuals not eligible for other aid programs.

**FUND/CASH BALANCE**

As of July 1, 2015, this fund had a negative fund balance of \$.38 cents compared to the July 1, 2014 zero balance. A post-closing transfer-in of \$.38 cents has been requested to reflect a zero (\$0) fund balance at final closing.

As of July 1, 2015, this fund had a negative cash balance of \$ .38 cents compared to the July 1, 2014 zero balance. A post-closing transfer-in of \$.38 cents will mitigate this cash balance to reflect a zero (\$0) cash balance at final closing. Cash is tracking similar to fund balance.

<b>CSA - General Assistance</b>					
<b>Classification</b>	<b>2013-2014 Actual</b>	<b>2014-2015 Actual</b>	<b>2015-2016 Adopted Proposed</b>	<b>2015-2016 Recommended Adjustments</b>	<b>2015-2016 Recommended Final Budget</b>
Taxes	\$0	\$0	\$0	\$0	\$0
Licenses, Permits, Franchises	\$0	\$0	\$0	\$0	\$0
Fines, Forfeitures, Penalties	\$0	\$0	\$0	\$0	\$0
Revenue from use of Assets	\$0	\$0	\$0	\$0	\$0
Intergovernmental Revenue	\$0	\$0	\$0	\$0	\$0
Charges for Service	\$200,284	\$99,072	\$127,720	\$0	\$127,720
Miscellaneous Revenue	\$5,154	\$6,718	\$1,705	\$0	\$1,705
Other Financing Sources	\$11,564	\$0	\$0	\$0	\$0
<b>Total Revenue</b>	<b>\$217,002</b>	<b>\$105,790</b>	<b>\$129,425</b>	<b>\$0</b>	<b>\$129,425</b>
Salaries and Benefits	\$0	\$0	\$0	\$0	\$0
Services and Supplies	\$0	\$0	\$0	\$0	\$0
Other Charges	\$523,094	\$572,783	\$670,128	\$0	\$670,128
Fixed Assets	\$0	\$0	\$0	\$0	\$0
Other Financing Uses	\$0	\$0	\$0	\$0	\$0
Equity	\$0	\$0	\$0	\$0	\$0
Intrafund	\$0	\$0	\$0	\$0	\$0
Contingencies	\$0	\$0	\$0	\$0	\$0
<b>Gross Costs</b>	<b>\$523,094</b>	<b>\$572,783</b>	<b>\$670,128</b>	<b>\$0</b>	<b>\$670,128</b>
<b>Fund Balance</b>	<b>\$0</b>	<b>\$0</b>	<b>\$0</b>	<b>\$0</b>	<b>\$0</b>
<b>Net County Cost</b>	<b>\$306,092</b>	<b>\$466,993</b>	<b>\$540,703</b>	<b>\$0</b>	<b>\$540,703</b>

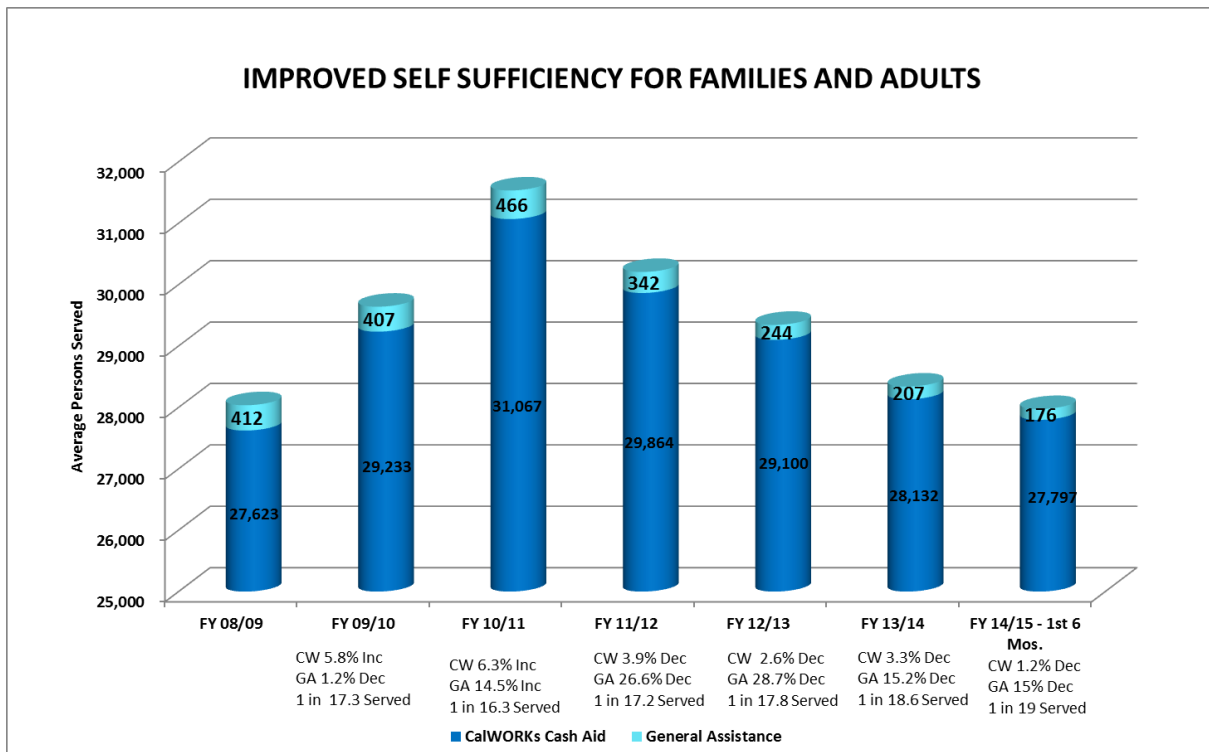
\*Net county cost carryover savings included in the 2015-2016 Recommended Final Budget is \$0.

**PROGRAM DISCUSSION**

At the proposed level of funding, the Department can maintain the mandated General Assistance (GA) programs throughout Fiscal Year 2015-2016.

The Department is experiencing a decrease in the GA and CalWORKs programs. The decrease in GA is attributed to the enhanced County Work Program from Employables and the Board of Supervisors' approved Interim Assistance eligibility timeframes. These enhancements provide temporary needed support to customers as well as the framework to ensure consistent application of program requirements.

The decline in caseloads signals an overall increase in the self-sufficiency of families and individuals served. General Assistance has declined by 26.5% over the past three years and CalWORKs has declined by 4.9%. The number served in GA and CalWORKs together has declined from a high of 1 in 16.3 served in Fiscal Year 2010-2011 to the current rate of 1 in 19 served through December 2014.



**Adult General Relief (GR)** – The total GR program request is projected to provide services to an average of 211 cases per month, down from 238. As noted above, the caseload decrease is attributed to the enhanced County Work Program for Employables and the Board of Supervisors' approved Interim Assistance eligibility timeframes.

On May 5, 2015 as part of the Fiscal Year 2014-2015 Third Quarter Financial Report, the Board of Supervisors approved a 5% General Assistance Cost of Living Adjustment (COLA) effective July 1, 2015. This is in accordance with California Welfare and Institutions Code 17000.5 and reinforced by litigation. Counties throughout the State align General Assistance grant increases with legislated increases in the CalWORKs program, one fiscal year in arrears. The State mandated a CalWORKs COLA effective April 1, 2015. Consistent with the Third Quarter Financial Report authorization, the GA average monthly grant is projected to increase to \$254 from \$245.86, the 2014-2015 Final Budget level. The GA projection indicates that the grant increase will be offset by forecast demographic changes in GA customers and a decreased caseload.

**GA Foster Care (GA FC)** – GA FC is used as a last resort for court ordered Foster Care costs that are not eligible for Federal or State reimbursement. Federal funding for undocumented foster care (FC) children was eliminated through the Permanently Residing in the United States Under Color of Law

(PRUCOL) process; however, these youth are eligible for funding through the State's Qualified Alien (QA) designation. The QA designation is expected to continue to alleviate the need for a higher level of GA FC expenditure in the Fiscal Year 2015-2016.

Federal/State Budget Impacts:

- ◆ GA regulations require grant adjustments in recognition of changes in cost of living indices. On May 5, 2015, as part of the Third Quarter Financial Report, the Board of Supervisors authorized the Community Services Agency Director to annually implement the GA COLA following the Temporary Assistance for Needy Families (TANF) program Cost of Living Adjustment (COLA), one fiscal year in arrears.
- ◆ The Governor's January 2015-2016 Proposed Budget estimates insufficient funds to support CalWORKs assistance grant increase beyond the two existing five percent increases. The Department will continue to track the progress of any subsequent Temporary Assistance to Needy Families COLAs and report back to the Board as needed.
- ◆ The Approved Relative Caregiver (ARC) program was implemented in Stanislaus County on April 1, 2015. The ARC program provides non-federally eligible Approved Relative Caregivers a monthly grant equal to the basic Foster Family Home rate. General Assistance Foster Care youth are currently paid the entire Foster Family Home basic rate which may be eligible to ARC funding. Pending State final instructions and eligibility, the impacts of ARC were not factored into the Proposed Budget. The Department will monitor ARC placements and evaluate for necessary budget adjustments, reporting to the Board as needed.

**STAFFING IMPACTS**

**Adopted Proposed Budget**

Total current authorized positions— 0

**Final Budget**

Total current authorized positions— 0

**BUDGET RECOMMENDATIONS**

**Adopted Proposed Budget**

It is recommended that a budget of \$670,128 be approved for Community Services Agency – General Assistance. This budget is funded from \$129,425 in estimated departmental revenue and a \$540,703 Mandated County Match contribution from the General Fund.

Total recommended authorized positions— 0

**Final Budget**

There are no recommended changes in funding to this budget.

Total recommended authorized positions— 0

**STANISLAUS COUNTY, CALIFORNIA**  
**Fiscal Year 2015-2016**  

---

**HUMAN SERVICES**  
**Administration**



**COMMUNITY SERVICES AGENCY—IHSS PUBLIC AUTHORITY-  
ADMINISTRATION**

Budget Unit 1640 0045980  
Special Revenue Fund

**SERVICES PROVIDED**

This budget was established by the Board of Supervisors on December 7, 2004, in order to support the creation of an In-Home Supportive Services (IHSS) Public Authority (PA) in Stanislaus County. The PA is a public entity separate from the County, pursuant to Welfare and Institutions Code (WIC) Section 12301.6 and Stanislaus County Ordinance Number (C.S. 905). The PA is a corporate public body exercising public and essential governmental functions and has all powers necessary and convenient to carry out the provider components of IHSS.

**FUND/CASH BALANCE**

As of July 1, 2015, this fund had a positive fund balance of \$1 compared to the July 1, 2014 zero balance. This increase is due to the 1990-1991 Realignment interest earned in June 2015 compared to June 2014. The \$1 has been requested to be transferred-out in a post-closing entry and reflect a zero (\$0) fund balance at final closing.

As of July 1, 2015, this fund had a negative cash balance of \$108,193 compared to the July 1, 2014 negative balance of \$145,568. The increase in cash is primarily due to an approximate \$37,373 reduction in fourth quarter expenditures compared to the June 2014 expenditures and other small differences account for the remainder of the variance. The difference between the cash and fund balance is due to timing differences associated with the State's reimbursement of claims filed for actual expenditures. Reimbursement is typically received from the State within three to five months. Agency pooled cash is expected to cover this budget unit's anticipated negative cash balance.

<b>CSA - IHSS Public Authority - Administration</b>					
<b>Classification</b>	<b>2013-2014 Actual</b>	<b>2014-2015 Actual</b>	<b>2015-2016 Adopted Proposed</b>	<b>2015-2016 Recommended Adjustments</b>	<b>2015-2016 Recommended Final Budget</b>
Taxes	\$0	\$0	\$0	\$0	\$0
Licenses, Permits, Franchises	\$0	\$0	\$0	\$0	\$0
Fines, Forfeitures, Penalties	\$0	\$0	\$0	\$0	\$0
Revenue from use of Assets	\$17	\$27	\$0	\$0	\$0
Intergovernmental Revenue	\$393,819	\$383,030	\$643,050	\$0	\$643,050
Charges for Service	\$0	\$0	\$0	\$0	\$0
Miscellaneous Revenue	\$0	\$0	\$0	\$0	\$0
Other Financing Sources	\$32,526	\$65,725	\$10,492	\$0	\$10,492
<b>Total Revenue</b>	<b>\$426,362</b>	<b>\$448,782</b>	<b>\$653,542</b>	<b>\$0</b>	<b>\$653,542</b>
Salaries and Benefits	\$0	\$0	\$0	\$0	\$0
Services and Supplies	\$23,066	\$14,849	\$55,676	\$0	\$55,676
Other Charges	\$379,799	\$433,934	\$618,994	\$0	\$618,994
Fixed Assets	\$0	\$0	\$0	\$0	\$0
Other Financing Uses	\$23,495	\$0	\$0	\$0	\$0
Equity	\$0	\$0	\$0	\$0	\$0
Intrafund	\$0	\$0	\$0	\$0	\$0
Contingencies	\$0	\$0	\$0	\$0	\$0
<b>Gross Costs</b>	<b>\$426,360</b>	<b>\$448,783</b>	<b>\$674,670</b>	<b>\$0</b>	<b>\$674,670</b>
Fund Balance	(\$2)	\$1	\$0	\$0	\$0
<b>Net County Cost</b>	<b>\$0</b>	<b>\$0</b>	<b>\$21,128</b>	<b>\$0</b>	<b>\$21,128</b>

\*Net county cost carryover savings included in the 2015-2016 Recommended Final Budget is \$0.

## PROGRAM DISCUSSION

At the proposed level of funding, the Department projects it can provide services for Public Authority (PA) Administration that meet the minimum mandates for Fiscal Year 2015-2016.

The PA Administration Recommended Proposed Budget includes appropriations of \$674,670, an increase of approximately 14.8% or \$87,129 over the 2014-2015 Final Budget level of \$587,541. The request is attributed to an increase in services and supplies and an increase to the In-Home Supportive Services County Maintenance of Effort (IHSS MOE) due to an annual 3.5% inflation rate attributed to this budget.

The IHSS MOE requirement of \$135,944 is funded with \$114,816 from 1990-1991 Realignment revenue and \$21,128 General Fund County Match.

## State Budget Impacts

The Proposed State budget provides for increased IHSS program funding for Fiscal Year 2015-2016 to accommodate caseload growth, wage increases, and pending changes in labor laws. Each of these factors has the potential to increase activities and expenditures in PA Administration.

In accordance with Welfare and Institutions Code section 12306.15, subdivision (d), the methodology for the computation of the county-specific adjustments to counties' IHSS MOE levels for locally negotiated wages and Health Benefit (HB) increases was developed in consultation between the Department of Finance and the California State Association of Counties. Adjustments to a county's IHSS MOE for locally negotiated wage and HB increases are based on the county's actual Fiscal Year 2011-2012 paid hours as recorded in the Case Management Information and Payrolling System II and the county's Fiscal Year 2011-2012 share of cost. County Fiscal Letter 14/15-44 provided notice beginning on July 1, 2014, and annually thereafter, each county's IHSS MOE shall be adjusted by an inflation factor of 3.5 percent.

On January 14, 2015, the U.S. District Court in Washington D.C. vacated the Department of Labor's rule changes in conjunction with Senate Bills (SB) 855 and 873 that would have affected overtime and other compensation changes to the IHSS program. The case is working its way through the appeals

process and the potential for implementation of these changes is being closely monitored for impacts to IHSS PA Administration and evaluated for any necessary adjustments to this budget. However, due to the MOE, none of the pending legislative changes would impact the General Fund.

At this time, the Department will continue to monitor Federal and State Budget proposals and report back to the Board if there are any specific changes to program services and/or funding.

### **STAFFING IMPACTS**

#### **Adopted Proposed Budget**

Total current authorized positions— 0

#### **Final Budget**

Total current authorized positions— 0

### **BUDGET RECOMMENDATIONS**

#### **Adopted Proposed Budget**

It is recommended that a budget of \$674,670 be approved for the Community Services Agency – IHSS Public Authority Administration. This budget is funded from \$653,542 in estimated departmental revenue and a \$21,128 Mandated County Match contribution from the General Fund.

Total recommended authorized positions— 0

#### **Final Budget**

There are no recommended changes in funding to this budget.

Total recommended authorized positions— 0



**COMMUNITY SERVICES AGENCY—IHSS PUBLIC AUTHORITY-BENEFITS**

Budget Unit 1641 0045990  
Special Revenue Fund

**SERVICES PROVIDED**

This budget originally included the direct costs of the Individual Provider (IP) Medical Benefits Plan. On March 25, 2014, the Board of Supervisors approved the Memorandum of Understanding (MOU) between the In-Home Supportive Services (IHSS) Public Authority (PA) of Stanislaus County and the In-Home Supportive Services (IHSS) Providers through the United Domestic Workers of America (UDWA), dated June 1, 2012 through June 30, 2016 (Board Item No. 2014-137). This agreement eliminated the provision of County administered benefits in exchange for an increase to provider wages and introduced Transitional Assistance payments for providers who would no longer receive medical benefits from the County PA.

This budget contains two deferred revenue accounts, Benefits Reserve and Provider Premiums, which serve as the source of Miscellaneous Revenue. The Provider Premium account provides funding for the Transitional Assistance payments and Benefits Reserve represents the County share of funds collected over the length of the program.

**FUND/CASH BALANCE**

As of July 1, 2015, this fund had a positive fund balance of \$6 compared to the July 1, 2014 positive balance of \$6. The \$6 will have been requested to be transferred-out in a post-closing entry resulting in a zero (\$0) fund balance at final closing.

As of July 1, 2015, this fund had a positive cash balance of \$ 565,670 compared to the July 1, 2014 positive balance of \$1,892,896. The decrease is due to the \$1,687,123 repayment to the State for the Federal and State over collections of benefits and the return of \$178,254 to the General Fund for the County Share of the benefit over collections. Due to the termination of benefits on May 31, 2014, provider enrollment and benefit plan utilization will no longer be offered to the Individual Providers. The cash balance is linked to the Deferred Revenue account that will be utilized to support Benefits Program close-out consistent with the United Domestic Workers (UDW) Memorandum of Understanding. The difference between the cash and fund balance is due to Provider Premiums Deferred Revenue account creating a positive cash balance.

<b>CSA - IHSS Public Authority - Benefits</b>					
<b>Classification</b>	<b>2013-2014 Actual</b>	<b>2014-2015 Actual</b>	<b>2015-2016 Adopted Proposed</b>	<b>2015-2016 Recommended Adjustments</b>	<b>2015-2016 Recommended Final Budget</b>
Taxes	\$0	\$0	\$0	\$0	\$0
Licenses, Permits, Franchises	\$0	\$0	\$0	\$0	\$0
Fines, Forfeitures, Penalties	\$0	\$0	\$0	\$0	\$0
Revenue from use of Assets	\$61	\$0	\$0	\$0	\$0
Intergovernmental Revenue	\$2,850,656	\$0	\$0	\$0	\$0
Charges for Service	\$0	\$0	\$0	\$0	\$0
Miscellaneous Revenue	\$0	\$216,226	\$749,460	\$0	\$749,460
Other Financing Sources	\$45,713	\$0	\$0	\$0	\$0
<b>Total Revenue</b>	<b>\$2,896,430</b>	<b>\$216,226</b>	<b>\$749,460</b>	<b>\$0</b>	<b>\$749,460</b>
Salaries and Benefits	\$0	\$0	\$0	\$0	\$0
Services and Supplies	\$2,408,072	\$37,972	\$749,460	\$0	\$749,460
Other Charges	\$480,495	\$0	\$0	\$0	\$0
Fixed Assets	\$0	\$0	\$0	\$0	\$0
Other Financing Uses	\$49,325	\$268,491	\$0	\$0	\$0
Equity	\$0	\$0	\$0	\$0	\$0
Intrafund	\$0	\$0	\$0	\$0	\$0
Contingencies	\$0	\$0	\$0	\$0	\$0
<b>Gross Costs</b>	<b>\$2,937,892</b>	<b>\$306,463</b>	<b>\$749,460</b>	<b>\$0</b>	<b>\$749,460</b>
Fund Balance	(\$5)	\$0	\$0	\$0	\$0
<b>Net County Cost</b>	<b>\$41,467</b>	<b>\$90,237</b>	<b>\$0</b>	<b>\$0</b>	<b>\$0</b>

\*Net county cost carryover savings included in the 2015-2016 Recommended Final Budget is \$0.

## PROGRAM DISCUSSION

At the proposed level of funding, the Department projects it can provide assistance benefits for Public Authority (PA) Benefits Administration that meet the Transitional Assistance payments for Fiscal Year 2015-2016.

The PA Benefits Administration Fiscal Year 2015-2016 budget includes appropriations of \$749,460, a decrease of \$1,809,790 from the Fiscal Year 2014-2015 Final Budget level of \$2,559,250. The reduction is attributed to the anticipated total Fiscal Year 2014-2015 Transitional Assistance expenditures of \$32,429 that would reduce Provider Premium funds and the remittance of the liability to the State on March 13, 2015 that reduces Benefits Reserve by \$1,687,124.

The County Match of \$90,237 that was included in the Fiscal Year 2014-2015 Final Budget has been re-allocated due to the IHSS Maintenance of Effort (MOE) that was once assigned to this budget and has now transferred to IHSS Provider Wages to correspond with the wage increase and benefits elimination negotiated in the MOU. There is no additional impact to the General Fund.

## STAFFING IMPACTS

### Adopted Proposed Budget

Total current authorized positions— 0

### Final Budget

Total current authorized positions— 0



## **BUDGET RECOMMENDATIONS**

### **Adopted Proposed Budget**

It is recommended that a budget of \$749,460 be approved for Community Services Agency – IHSS Public Authority Benefits, funded from \$749,460 in estimated departmental revenue.

Total recommended authorized positions— 0

### **Final Budget**

There are no recommended changes in funding to this budget.

Total recommended authorized positions— 0



**COMMUNITY SERVICES AGENCY—IHSS PROVIDER WAGES**

Budget Unit 1642 0045992  
Special Revenue Fund

**SERVICES PROVIDED**

The In-Home Supportive Services (IHSS) Provider Wages budget was established in the Fiscal Year 2009-2010 Mid-Year Financial Report in order to provide transparency in the budgeting and accounting for the IHSS Program. IHSS provider wages were formerly budgeted in Community Services Agency (CSA) Program Services and Support, as reflected in the Adopted 2009-2010 Final Budget.

The IHSS Program is a mandated entitlement program that provides services to approximately 6,100 frail and/or elderly individuals per month, allowing these individuals to remain safely in their homes rather than alternative and costly long-term care facilities.

Under the labor agreement with United Domestic Workers of America (UDWA), approved by the Board of Supervisors on March 23, 2014, IHSS provider wages are currently budgeted at \$10.20 per hour, an increase of \$.10 per hour over last fiscal year (Board Item No. 2014-137). The current agreement with UDWA is set to expire on June 30, 2016.

**FUND/CASH BALANCE**

As of July 1, 2015, this fund had a positive fund balance of \$49 compared to the July 1, 2014 positive balance of \$101. This decrease is due to a decrease in the 1990-1991 Realignment interest earned in June 2015 compared to June 2014. The \$49 has been requested to be transferred-out in a post-closing entry reflecting a zero (\$0) fund balance at final closing.

As of July 1, 2015, this fund had a negative cash balance of \$986,078 compared to the July 1, 2014 negative balance of \$993,866. The increase in cash is due to perpetual timing differences between State 1990-1991 Realignment revenues and actual incurred costs. The difference between the cash and fund balance is due to the negative cash balance that represents a perpetual timing difference in receiving State 1990-1991 Realignment revenues earned, which are typically received two months in arrears. Due to this timing difference, accounts receivable will be set up for outstanding revenues which will allow this fund to end the year in a positive fund balance position but will create a perpetual negative balance for cash.

<b>CSA - IHSS Provider Wages</b>					
<b>Classification</b>	<b>2013-2014 Actual</b>	<b>2014-2015 Actual</b>	<b>2015-2016 Adopted Proposed</b>	<b>2015-2016 Recommended Adjustments</b>	<b>2015-2016 Recommended Final Budget</b>
Taxes	\$0	\$0	\$0	\$0	\$0
Licenses, Permits, Franchises	\$0	\$0	\$0	\$0	\$0
Fines, Forfeitures, Penalties	\$0	\$0	\$0	\$0	\$0
Revenue from use of Assets	\$1,045	\$1,792	\$0	\$0	\$0
Intergovernmental Revenue	\$58,829,193	\$61,770,228	\$67,986,977	\$0	\$67,986,977
Charges for Service	\$0	\$0	\$0	\$0	\$0
Miscellaneous Revenue	\$0	\$0	\$0	\$0	\$0
Other Financing Sources	\$756,630	\$3,102,521	\$426,997	\$0	\$426,997
<b>Total Revenue</b>	<b>\$59,586,868</b>	<b>\$64,874,541</b>	<b>\$68,413,974</b>	<b>\$0</b>	<b>\$68,413,974</b>
Salaries and Benefits	\$0	\$0	\$0	\$0	\$0
Services and Supplies	\$0	\$0	\$0	\$0	\$0
Other Charges	\$59,588,270	\$66,206,822	\$70,371,716	\$0	\$70,371,716
Fixed Assets	\$0	\$0	\$0	\$0	\$0
Other Financing Uses	\$1,160,826	\$622,033	\$0	\$0	\$0
Equity	\$0	\$0	\$0	\$0	\$0
Intrafund	\$0	\$0	\$0	\$0	\$0
Contingencies	\$0	\$0	\$0	\$0	\$0
<b>Gross Costs</b>	<b>\$60,749,096</b>	<b>\$66,828,855</b>	<b>\$70,371,716</b>	<b>\$0</b>	<b>\$70,371,716</b>
Fund Balance	(\$101)	\$52	\$0	\$0	\$0
<b>Net County Cost</b>	<b>\$1,162,329</b>	<b>\$1,954,262</b>	<b>\$1,957,742</b>	<b>\$0</b>	<b>\$1,957,742</b>

\*Net county cost carryover savings included in the 2015-2016 Recommended Final Budget is \$0.

## PROGRAM DISCUSSION

At the proposed level of funding, the Department projects it can provide services for IHSS Provider Wages that meet the minimum mandates for Fiscal Year 2015-2016.

The IHSS Provider Wages Fiscal Year 2015-2016 budget includes appropriations of \$70,371,716, an increase of \$2,397,243, or 3.5%, over the Fiscal Year 2014-2015 Final Budget level of \$67,974,473. The request is attributed to an increase in wages of \$2,530,780 and an increase to the IHSS Maintenance of Effort (MOE) assigned to this budget. The MOE was increased to accommodate the 3.5% inflation rate and the \$78,261 impact due to the locally negotiated wage increase, offset by the recent agreement to adjust the Fiscal Year 2012-2013 MOE base for a net increase over Fiscal Year 2014-2015 Final Budget of \$235,811.

The IHSS MOE requirement of \$9,435,318 is covered with \$7,477,576 from 1990-1991 Realignment revenue and County Match of \$1,957,742.

## State Budget Impacts

The State Proposed budget provides for increased IHSS program funding for Fiscal Year 2015-2016 to accommodate caseload growth, wage increases, and pending changes in labor laws. Each of these factors has the potential to increase expenditures in IHSS Provider Wages.

In accordance with Welfare and Institutions Code section 12306.15, subdivision (d), the methodology for the computation of the county-specific adjustments to counties' IHSS MOE levels for locally negotiated wages and Health Benefit (HB) increases was developed in consultation between the Department of Finance and the California State Association of Counties. Adjustments to a county's IHSS MOE for locally negotiated wage and HB increases are based on the county's actual Fiscal Year 2011-2012 paid hours as recorded in the Case Management Information and Payrolling System II and the county's FY 2011-2012 share of cost. County Fiscal Letter 14/15-44 provided notice beginning on July 1, 2014, and annually thereafter, each county's IHSS MOE shall be adjusted by an inflation factor of 3.5 percent.

On January 14, 2015, the U.S. District Court in Washington D.C. vacated the Department of Labor's rule changes in conjunction with Senate Bills (SB) 855 and 873 that would have affected overtime and other compensation changes to the IHSS program. The case is working its way through the appeals process and the potential for implementation of these changes is being closely monitored for impacts to IHSS Provider Wages and evaluated for any necessary adjustments to this budget. However, due to the MOE, none of the pending legislative changes would impact the General Fund.

### **STAFFING IMPACTS**

#### **Adopted Proposed Budget**

Total current authorized positions— 0

#### **Final Budget**

Total current authorized positions— 0

### **BUDGET RECOMMENDATIONS**

#### **Adopted Proposed Budget**

It is recommended that a budget of \$70,371,716 be approved for Community Services Agency – IHSS Provider Wages. This budget is funded from \$68,413,974 in estimated departmental revenue and a \$1,957,742 Mandated County Match contribution from the General Fund.

Total recommended authorized positions— 0

#### **Final Budget**

There are no recommended changes in funding to this budget.

Total recommended authorized positions— 0

**STANISLAUS COUNTY, CALIFORNIA**  
**Fiscal Year 2015-2016**  
**HUMAN SERVICES**  
**Administration**

---



**COMMUNITY SERVICES AGENCY—INTEGRATED CHILDREN'S SERVICES**

Budget Unit 1636 0045951  
Special Revenue Fund

**SERVICES PROVIDED**

The Integrated Children's Services Fund (ICS) provides the County share of cost to support ICS core programs funded by Non-Federal Child Welfare Services (CWS) allocations or 2011 State Realignment revenues that require a local match. Sources of funds are donations or contributions from local community partners.

**FUND/CASH BALANCE**

As of July 1, 2015, this fund had a positive fund balance of \$98 compared to the July 1, 2014 positive balance of \$7,340. This decrease is due to recognition of partner revenue of \$7,004 to offset to Fiscal Year 2014-2015 expenditures. The remaining fund balance of \$98 from earned interest in June 2015 has been requested to be transferred-out in a post-closing entry to reflect a zero (\$0) fund balance at final closing.

As of July 1, 2015, this fund had a negative cash balance of \$51,431 compared to the July 1, 2014 negative balance of \$48,491. The decrease is due to timing of receipt of local match contributions after June 30, 2015. The cash balance is expected to be positive within the next month. The difference between cash and fund balance is due to timing differences between revenue receipts and posting of expenditures. Close out accounting transactions were made to recognize revenue to offset expenditures to properly close-out the fund at year end with an expected \$0 cash and \$0 fund balance as of post-closing June 30, 2015.

<b>CSA - Integrated Children's Services</b>					
<b>Classification</b>	<b>2013-2014 Actual</b>	<b>2014-2015 Actual</b>	<b>2015-2016 Adopted Proposed</b>	<b>2015-2016 Recommended Adjustments</b>	<b>2015-2016 Recommended Final Budget</b>
Taxes	\$0	\$0	\$0	\$0	\$0
Licenses, Permits, Franchises	\$0	\$0	\$0	\$0	\$0
Fines, Forfeitures, Penalties	\$0	\$0	\$0	\$0	\$0
Revenue from use of Assets	\$255	\$321	\$0	\$0	\$0
Intergovernmental Revenue	\$0	\$0	\$0	\$0	\$0
Charges for Service	\$0	\$0	\$0	\$0	\$0
Miscellaneous Revenue	\$234,936	\$228,661	\$0	\$0	\$0
Other Financing Sources	\$0	\$0	\$0	\$0	\$0
<b>Total Revenue</b>	<b>\$235,191</b>	<b>\$228,982</b>	<b>\$0</b>	<b>\$0</b>	<b>\$0</b>
Salaries and Benefits	\$0	\$0	\$0	\$0	\$0
Services and Supplies	\$0	\$0	\$0	\$0	\$0
Other Charges	\$0	\$0	\$0	\$0	\$0
Fixed Assets	\$0	\$0	\$0	\$0	\$0
Other Financing Uses	\$228,544	\$235,986	\$0	\$0	\$0
Equity	\$0	\$0	\$0	\$0	\$0
Intrafund	\$0	\$0	\$0	\$0	\$0
Contingencies	\$0	\$0	\$0	\$0	\$0
<b>Gross Costs</b>	<b>\$228,544</b>	<b>\$235,986</b>	<b>\$0</b>	<b>\$0</b>	<b>\$0</b>
Fund Balance	(\$6,647)	\$7,004	\$0	\$0	\$0
<b>Net County Cost</b>	<b>\$0</b>	<b>\$0</b>	<b>\$0</b>	<b>\$0</b>	<b>\$0</b>

\*Net county cost carryover savings included in the 2015-2016 Recommended Final Budget is \$0.

## PROGRAM DISCUSSION

On March 3, 2015 the Board of Supervisors approved the elimination of local match requirements for the provision of Sober Living Environment Services. In alignment with this, the Department is requesting to close-out the Community Services Agency – Integrated Children’s Services budget. As a result, no appropriations are requested for Fiscal Year 2015-2016.

## STAFFING IMPACTS

### Adopted Proposed Budget

Total current authorized positions— 0

### Final Budget

Total current authorized positions— 0

## BUDGET RECOMMENDATIONS

### Adopted Proposed Budget

It is recommended that no appropriations be budgeted for Community Services Agency – Integrated Children’s Services budget. The Department is closing this budget effective June 30, 2015.

Total recommended authorized positions— 0

### Final Budget

There are no recommended changes in funding to this budget.

Total recommended authorized positions— 0

**STANISLAUS COUNTY, CALIFORNIA**  
**Fiscal Year 2015-2016**  
**HUMAN SERVICES**  
**Aid Programs**



**COMMUNITY SERVICES AGENCY—PUBLIC ECONOMIC ASSISTANCE**

Budget Unit 1632 0045801  
Special Revenue Fund

**SERVICES PROVIDED**

This budget provides cash aid to Stanislaus County families eligible for temporary economic assistance and to children requiring out-of-home placement on a temporary or permanent basis. All assistance payments to customers/clients are included in this budget. Welfare payments are referred to as Temporary Assistance to Needy Families (TANF) and/or California Work Opportunity and Responsibility to Kids (CalWORKs). Mandated by Federal and State laws, these caseload driven programs include CalWORKs All Other Families and Two Parent Families, Aid to Families with Dependent Children-Foster Care (AFDC/FC), Adoption Assistance Program (AAP), Kinship Guardianship Assistance Payment Program (Fed/Kin-GAP), Refugee Cash Assistance Program (RCA), Transitional Housing Program Plus (THP-Plus), Cash Assistance Program for Immigrants (CAPI), Aid to Dependent Children-Extended Foster Care (EFC), the State Utility Assistance Subsidy (SUAS) Work Incentive Nutritional Supplement (WINS), and effective April 1, 2015 the Approved Relative Caregiver (ARC) program providing non-federally eligible relative caregivers a Foster Family Home basic rate benefit.

**FUND/CASH BALANCE**

As of July 1, 2015, this fund had a positive fund balance of \$345 compared to the July 1, 2014 zero balance. This increase is due to earned interest in June 2015 compared to June 2014. The fund balance of \$345 from earned interest in June 2015 has been requested to be transferred-out in a post-closing entry to reflect a zero (\$0) fund balance at final closing.

As of July 1, 2015, this fund had a positive cash balance of \$3,134,085 compared to the July 1, 2014 positive balance of \$1,245,198. The increase is primarily due to a decrease in accounts receivable offset by a decrease in deferred revenues. The difference between the cash and fund balance is due to the recognition of County Match revenue and the timing of June assistance payrolls posted in the closing process, and non-cash items listed in the balance sheet such as Deferred Revenues, accounts receivable and accounts payable. The accounts are needed to reflect timing differences caused by cash-basis claiming rules governing reimbursement for Social Services and Public Assistance Programs and the timing of State payments for certain advances versus cash-claimed programs.

<b>CSA - Public Economic Assistance</b>					
<b>Classification</b>	<b>2013-2014 Actual</b>	<b>2014-2015 Actual</b>	<b>2015-2016 Adopted Proposed</b>	<b>2015-2016 Recommended Adjustments</b>	<b>2015-2016 Recommended Final Budget</b>
Taxes	\$0	\$0	\$0	\$0	\$0
Licenses, Permits, Franchises	\$0	\$0	\$0	\$0	\$0
Fines, Forfeitures, Penalties	\$0	\$0	\$0	\$0	\$0
Revenue from use of Assets	\$1,851	\$3,468	\$0	\$0	\$0
Intergovernmental Revenue	\$91,670,185	\$82,158,242	\$102,238,285	\$0	\$102,238,285
Charges for Service	\$0	\$0	\$0	\$0	\$0
Miscellaneous Revenue	\$487,124	\$0	\$0	\$0	\$0
Other Financing Sources	\$1,441,664	\$13,794,096	\$292,249	\$0	\$292,249
<b>Total Revenue</b>	<b>\$93,600,824</b>	<b>\$95,955,806</b>	<b>\$102,530,534</b>	<b>\$0</b>	<b>\$102,530,534</b>
Salaries and Benefits	\$0	\$0	\$0	\$0	\$0
Services and Supplies	\$0	\$0	\$0	\$0	\$0
Other Charges	\$95,360,795	\$97,574,095	\$106,081,112	\$0	\$106,081,112
Fixed Assets	\$0	\$0	\$0	\$0	\$0
Other Financing Uses	\$1,046,870	\$1,512,440	\$0	\$0	\$0
Equity	\$0	\$0	\$0	\$0	\$0
Intrafund	\$0	\$0	\$0	\$0	\$0
Contingencies	\$0	\$0	\$0	\$0	\$0
<b>Gross Costs</b>	<b>\$96,407,665</b>	<b>\$99,086,535</b>	<b>\$106,081,112</b>	<b>\$0</b>	<b>\$106,081,112</b>
Fund Balance	(\$422)	\$77	\$0	\$0	\$0
<b>Net County Cost</b>	<b>\$2,807,263</b>	<b>\$3,130,652</b>	<b>\$3,550,578</b>	<b>\$0</b>	<b>\$3,550,578</b>

\*Net county cost carryover savings included in the 2015-2016 Recommended Final Budget is \$0.

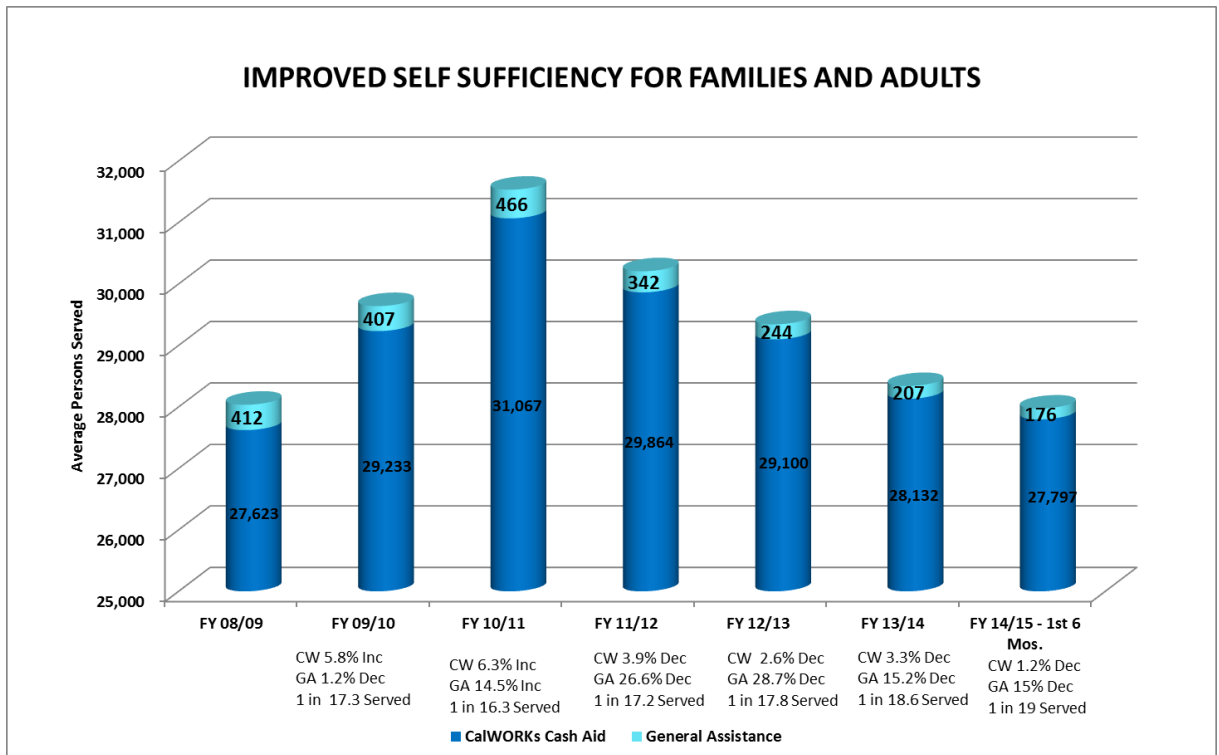
## PROGRAM DISCUSSION

At the proposed level of funding, the Department can maintain Fiscal Year 2015-2016 mandated Public Economic Assistance programs. Estimated revenues of \$102,530,534 and the County Match support of \$3,550,578 will fully fund the mandated programs of \$106,081,112 through June 30, 2016.

The Department is experiencing a decrease in the CalWORKs and General Assistance (GA) programs. The decrease in CalWORKs caseloads reflects the impacts of Senate Bill 72 (SB 72), Assembly Bill 98 (AB 98) and the on-going fluctuation in the demographics and earned income of the assisted population. SB 72 reduced time limits from 60 to 48 months for adults, reduced income disregards and adopted an Incremental Grant Reduction (IGR) for some CalWORKs Child Only cases. AB 98 provides additional support for Subsidized Employment Programs. These opportunities to gain work experience lead to increased employment opportunities for CalWORKs/Welfare to Work customers resulting in a 10% increase in job placements.

The decline in caseloads signals an overall increase in the self-sufficiency of families and individuals served. CalWORKs has declined by 4.9% over the past three years and GA by 26.5%. The number served in CalWORKs and GA together has declined from a high of 1 in 16.3 served in Fiscal Year 2010-2011 to the current rate of 1 in 19 served in Fiscal Year 2014-2015.





The Public Economic Assistance Programs are entitlement programs that provide a prescribed level of aid payments to recipients once an eligibility determination is made. The Fiscal Year 2015-2016 projections reflect the most current local trends. The caseload and grant were individually evaluated using Third Quarter projections as a base.

- ◆ CalWORKs All Other Families caseload is expected to average 9,800 cases per month, a 3.9% decrease from the 2014-2015 Final Budget level of 10,203. The CalWORKs Two Parent Families caseload is expected to average 1,584 cases per month, a 4.8% decrease from the 2014-2015 Final Budget level of 1,664 cases per month.
- ◆ The CalWORKs All Other Families average grant is projected to increase 3.1% from the 2014-2015 Final Budget of \$488.88 to \$504.18. The Two Parent Families average grant is projected to decrease 2.8% from the 2014-2015 Final Budget level of \$603.32 to \$586.59. In the CalWORKs' grants, the 5% TANF COLA increase, effective April 1, 2015, was utilized to calculate a full 12 months of costs. The CalWORKs COLA's are 100% State funded with no increased cost to the County General Fund.
- ◆ Refugee Cash Assistance (RCA) - The Refugee Cash Assistance is projected to provide benefits to an average of 60 cases per month, down from 66. The average grant includes the 5% COLA, projected for a full 12 months increasing the average grant to \$287.72 from the \$284.37 Final Budget 2014-2015 level. The Refugee program is 100% federally funded with no impact on the County General Fund.
- ◆ Cash Assistance Program for Immigrants (CAPI) – The CAPI program is based on an average caseload of 154 per month, a 9.4% decrease from the 2014-2015 Final Budget level of 170. The average grant is projected to increase 3.8% from the 2014-2015 Final Budget level of \$700.86 to \$727.50 due new Social Security Income/State Supplementary Payment (SSI/SSP) standard effective January 2015. The CAPI program is 100% State funded and has no impact on the County General Fund.
- ◆ State Utility Assistance Subsidy (SUAS) – The Federal Farm Bill mandated a minimum annual SUAS benefit of at least \$20.01 as compared to the 2013-2014 Final Budget of \$0.10. An estimated 13,038 CalFresh cases will benefit from SUAS. SUAS benefits are 100% State funded with no County share and no impact on the County General Fund.

- ◆ Work Incentives Nutritional Benefit (WINS) - WINS provides a \$10 monthly benefit to households working sufficient hours to meet the TANF work participation requirements and is intended to increase Work Participation Rates. The average monthly caseload is estimated at 3,500 per month, a 1.2% increase from 2014-2015 Final Budget level of 3,459. The WINS program is 100% State funded with no County Share and no impact on the County General Fund.
- ◆ Foster Care (FC) - is projected at \$18.1 million, .2% decrease or \$42,065 less than the 2014-2015 Final Budget level. The average caseload projection of 663 per month is a 2.5% decrease from 2014-2015 Final Budget level of 680. The average FC grant of \$2,275 per month is a 2.8% increase from the 2014-2015 Final Budget grant of \$2,212.97. The increase is due primarily to the annual California Necessities Index (CNI) proposed rate increase 2.28%. The fluctuation in average grants and caseloads is also due to emergency situations that arise, large sibling group needs for out-of-home placement and the reduced services available in the community to meet risk and safety needs for certain children to remain in their own homes. The Department will monitor child safety issues closely and report back to the Board by mid-year on caseload changes and impacts to foster care funding.
- ◆ Extended Foster Care (EFC) –is projected at \$2,626,633 million, 18.9% increase or \$417,111 more than 2014-2015 Final Budget level. Assembly Bill (AB) 12 established EFC which provides benefits to Non-Minor Dependents (NMD) over the age of 18 up to the age of 21. The projected monthly caseload of 76 is a 16.9% increase over 2014-2015 Final Budget level of 65 as more NMD chose to opt-in. The average grant of \$2,880.08 per month is a 1.7% increase from 2014-2015 Final Budget grant of \$2,832.72. The increase is due primarily to the annual California Necessities Index (CNI) increase of 2.28%, offset by NMD placement choices with a lower monthly cost.
- ◆ Adoptions Assistance Program (AAP) - Adoptions Assistance projected monthly caseload of 1,134 and grant of \$854.40 reflects no change from 2014-2015 Final Budget level. The projection reflects current trends and the grant includes the 2.28% CNI proposed rate increase.
- ◆ Kinship Guardianship Assistance Payment Program Kin-GAP - The Kin-GAP projection consists of an average monthly caseload of 52, a 52.9% increase from the 2014-2015 Final Budget level of 34 and an average grant of \$799.83, a 4% decrease from the 2014-2015 Final Budget of \$833.22. The average monthly grant includes the 2.28% CNI proposed rate increase.
- ◆ Transitional Housing Program Plus (THP-Plus) – The THP-Plus projection is based on 17 cases per month. The average grant of \$1,604.43 is the same as 2014-2015 Final Budget. The current program funds 17 emancipated foster youth's participation to receive assistance including: My-Home Model Housing/Scatter Sites housing, employment services, and emancipation savings account support. THP Plus is a 2011 realigned program with no impact to the County General Fund.
- ◆ Approved Relative Caregiver (ARC) – is a new benefit program effective April 1, 2015 providing the full Foster Family Home rate to non-federally eligible relative caregivers with a projected cost of \$227,568. ARC projected caseload is 22 average cases per month and average monthly grant of \$862. The average monthly grant includes the State proposed 2.28% CNI increase.

#### **Federal/State Budget Impacts:**

- ◆ Assembly Bill 85 established the Child Poverty and Family Supplemental Support Subaccount from redirected 1991 Realignment funds to provide CalWORKs and RCA grant COLAs. Assembly Bill (AB) 85 provides for on-going State review of the subaccount for sufficient revenues to fund future TANF COLA grant increases with no County Share. The Governor's approved State budget included a 5% TANF COLA effective April 1, 2015. The January Governor's 2015-2016 Proposed Budget estimates insufficient funds to support another CalWORKs assistance grant increase beyond the two existing five percent increases. The Department will continue to track the progress of any subsequent Temporary Assistance to Needy Families COLAs and report back to the Board as needed.

- ◆ The Legislature, in the Final 2012 State Budget, adopted a new prospective 24-month time limit for Welfare-to-Work (WTW) services, effective January 1, 2013. The Cal-WORKs recipients are expected to meet federal work requirements during this period unless eligible for an exemption or an extension. After the 24 month Time Clock Runs out the adult portion of the assistance grant could be reduced if the new participation requirements are not met. Effective January 1, 2015, the Agency could see impacts from this proposal. The Agency will continue to track the progress of this change, reporting to the Board as needed.
- ◆ Assembly Bill (AB) 1468 repealed the lifetime ban on individuals with a prior drug conviction to be eligible to CalWORKs and CalFresh effective on April 1, 2015. AB 1468 will serve as a significant benefit to our community and allow services to customers who were previously ineligible. The Department expects that previously ineligible adults in the Assistance Units will be now be eligible to benefits, increasing monthly TANF benefits. The potential increases to benefit costs are unknown at this time and not factored into the Proposed Budget projections. The Department will track the progress and impacts, reporting to the Board as needed.
- ◆ The Federal Fostering Connections to Success AB 12 clean up legislation allows Non-Minor Dependents (NMD) to request to change their county of residence after one year in Extended Foster Care (EFC). In Fiscal Year 2015-2016, there is a potential to add as many as 83 NMDs, formerly dependents of other counties placed in Stanislaus County, to the County caseload in the next two years. Due to the uncertainty of how the EFC extension required by AB 12 will play out for Stanislaus County, the residency impact has not been factored into budget projections. The Agency continues to track the progress of this change and will report to the Board as needed.
- ◆ The Governor's Proposed 2015-2016 Budget, includes recent legislation to implement After 18 Supervised Independent Living Placement (SILP) Living Supplement; providing a \$200 per month infant supplement to non-minor dependents living in a SILP who complete a parenting support plan effective July 1, 2015. The potential increases to benefit costs are unknown at this time. The Department will track the progress and impacts, reporting to the Board as needed.
- ◆ The Governor's Proposed 2015-2016 Budget includes legislation for After 18 Terminated Adoptions and Guardianships to implement AB 2454 (Statutes of 2014; allowing non minor dependents to re-enter care if his/her former caregiver is no longer providing support. The potential increases to benefit costs are unknown at this time. The Department will track the progress and impacts, reporting to the Board as needed.

## **STAFFING IMPACTS**

### **Adopted Proposed Budget**

Total current authorized positions— 0

### **Final Budget**

Total current authorized positions— 0

## **BUDGET RECOMMENDATIONS**

### **Adopted Proposed Budget**

It is recommended that a budget of \$106,081,112 be approved for Community Services Agency – Public Economic Assistance. This budget is funded from \$102,530,534 in estimated departmental revenue and a \$3,550,578 Mandated County Match contribution from the General Fund.

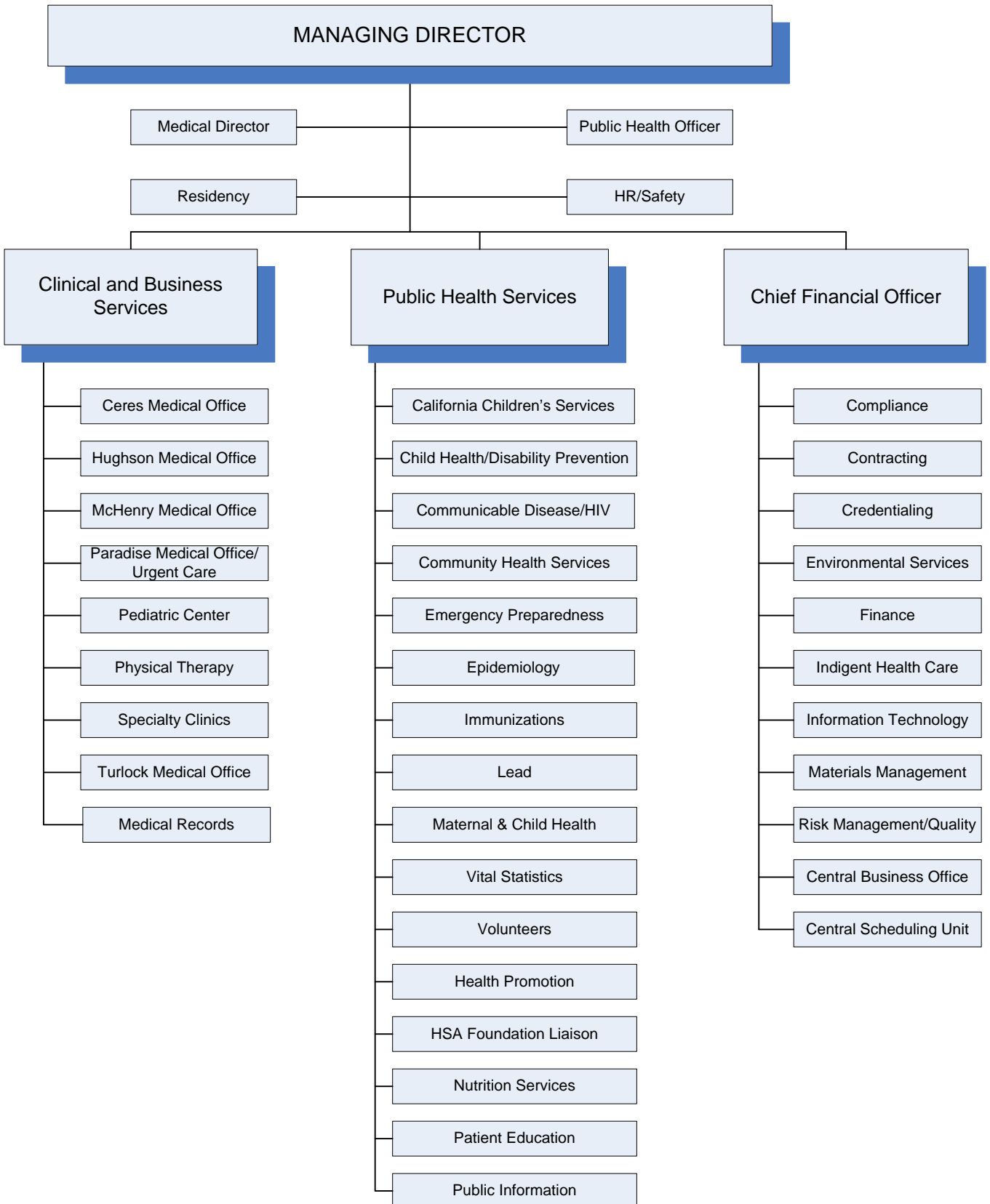
Total recommended authorized positions— 0

**Final Budget**

There are no recommended changes in funding to this budget.

Total recommended authorized positions— 0

# STANISLAUS COUNTY HEALTH SERVICES AGENCY



Revised April 2015



**HUMAN SERVICES**  
**Health**

**HEALTH SERVICES AGENCY**  
**Mary Ann Lee, Managing Director**

<b>BUDGET AT A GLANCE</b>	
Gross Costs	\$79,103,334
Total Revenue	\$73,540,118
Fund Balance/Retained Earnings	(\$1,610,200)
<b>Net County Cost</b>	<b>\$7,173,416</b>
Total Recommended Staffing	470
% Funded by Local Discretionary Funds	9.1%

**MISSION STATEMENT**

The Health Services Agency mission is to:

- ◆ **Promote** wellness and healthy lifestyles;
- ◆ **Prevent** illness and injury;
- ◆ **Provide** quality care and treatment; and
- ◆ **Preserve** access to healthcare for the underserved.

Through leadership, continuous improvement, and teamwork.

**ACCOMPLISHMENTS AND OBJECTIVES**

The Accomplishments of 2014-2015 and Objectives for the 2015-2016 Fiscal Year for the Health Services Agency include:

FISCAL YEAR 2014-2015 ACCOMPLISHMENTS	FISCAL YEAR 2015-2016 OBJECTIVES
<ul style="list-style-type: none"> <li>◆ Received Unqualified Financial Statement Audit report for the Health Services agency Clinics and Ancillary Operations performed by an independent outside Audit Firm.</li> <li>◆ Received annual recertification of the Federally Qualified Health Center Look-Alike Designation</li> <li>◆ Implemented an upgrade to the VoIP (Voice Over Internet Protocol) phone system.</li> <li>◆ Assisted over 200 medically indigent adults to obtain health insurance by helping clients complete applications.</li> <li>◆ Upgraded to GE Centricity version 12 which is HITECH certified for Stage 2 of Meaningful Use.</li> <li>◆ Restructured the Public Health division's organizational structure for greater resource sharing, and increased effectiveness in preparation for Accreditation.</li> </ul>	<ul style="list-style-type: none"> <li>◆ Plan and strategize for Federal Health Care Reform, changes in the healthcare environment, and prevention opportunities.</li> <li>◆ Establish timeline for Public Health accreditation preparation and make measurable progress on deliverables.</li> <li>◆ Achieve annual recertification of the Federally Qualified Health Center Look-Alike designation.</li> <li>◆ Receive renewed and new grant support to enable multiple initiatives.</li> <li>◆ Continue efforts to improve efficiencies, enhance revenue, and increase staff development, while meeting fiscal targets, programmatic objectives and achieving compliance.</li> <li>◆ Attest for Meaningful Use Stage One.</li> <li>◆ Engage consultation with Acadia to pilot Patient Centered Medical Home project.</li> <li>◆ Begin implementation of the CareManager software component of the Electronic Medical Record (EMR) which has population health capabilities for our Federally Qualified</li> </ul>

FISCAL YEAR 2014-2015 ACCOMPLISHMENTS	FISCAL YEAR 2015-2016 OBJECTIVES
	<p>Healthcare Clinic (FQHC) patients, including disease registries and disease management tools.</p> <ul style="list-style-type: none"> <li>◆ Revitalize the Stanislaus Health Foundation and leverage the volunteer services and Framework for a Thriving Stanislaus initiative</li> </ul>

**BUDGETS WITHIN HEALTH SERVICES AGENCY INCLUDE:**

- ◆ Administration
- ◆ Clinics and Ancillary Services
- ◆ Emergency Medical Services Discretionary Fund
- ◆ Indigent Health Care Program (IHCP)
- ◆ IHCP-Emergency Medical Services Hospital
- ◆ IHCP-Emergency Medical Services Physicians
- ◆ Public Health
- ◆ Public Health Vital and Health Statistics



---

**HUMAN SERVICES**  
**Health**

**HEALTH SERVICES AGENCY—ADMINISTRATION**

Unit 1401 1301000  
Special Revenue Fund

**SERVICES PROVIDED**

The Health Services Agency (HSA) – Administration budget provides oversight and support for the Agency’s Ambulatory Clinics and Ancillary Services, Public Health Division Services, the Indigent Health Care Program (IHCP), and the Health Coverage and Quality Services Division. Specific overhead functions included in this budget are Administration, Payroll/Human Resources, Patient Accounting, Information Services, Materials Management, HSA Volunteers, Plant Operations, Security, Training, Safety & Ergonomics, General Accounting, Accounts Payable and Environmental Services & Communications. Costs for this budget are allocated out to the other HSA divisions, much like the County Cost Allocation Plan (CAP) costs are allocated to departments, through a variety of allocation methodologies.

**FUND/CASH BALANCE**

As of July 1, 2015, this fund had a positive fund balance of \$150,629 compared to the July 1, 2014 positive balance of \$92,959. This increase is due to unallocated amounts remaining within Fund 1401, which is currently being submitted for distribution to HSA’s other Legal Budget Units, through June 2015 Post-Closing entries via the Auditor-Controller’s Office. The increase is therefore temporary and will not be realized at the time of Final Close for Fiscal Year 2014-2015.

As of July 1, 2015, this fund had a positive cash balance of \$275,170 compared to the July 1, 2014 positive balance of \$201,633. The increase is due to the receipt of funds from Collections and will be allocated to HSA’s other Legal Budget units through June 2015 Post-Closing entries via the Auditor-Controller’s Office. The increase is temporary and will not be realized at the time of Final Close for Fiscal Year 2014-2015. The difference between the cash and fund balance is temporary and upon posting of June 2015 Post-Closing entries, the cash balance will track similar to fund balance.



<b>Health Services Agency - Administration</b>					
<b>Classification</b>	<b>2013-2014 Actual</b>	<b>2014-2015 Actual</b>	<b>2015-2016 Adopted Proposed</b>	<b>2015-2016 Recommended Adjustments</b>	<b>2015-2016 Recommended Final Budget</b>
Taxes	\$0	\$0	\$0	\$0	\$0
Licenses, Permits, Franchises	\$0	\$0	\$0	\$0	\$0
Fines, Forfeitures, Penalties	\$0	\$0	\$0	\$0	\$0
Revenue from use of Assets	\$8,926	\$7,700	\$8,400	\$0	\$8,400
Intergovernmental Revenue	\$115,419	(\$21,204)	\$92,000	\$0	\$92,000
Charges for Service	\$6,172,690	\$6,244,908	\$6,733,818	\$0	\$6,733,818
Miscellaneous Revenue	\$37,180	\$77,241	\$92,496	\$0	\$92,496
Other Financing Sources	\$0	\$0	\$0	\$0	\$0
<b>Total Revenue</b>	<b>\$6,334,215</b>	<b>\$6,308,645</b>	<b>\$6,926,714</b>	<b>\$0</b>	<b>\$6,926,714</b>
Salaries and Benefits	\$6,078,526	\$6,330,841	\$6,734,953	\$0	\$6,734,953
Services and Supplies	\$1,412,320	\$1,493,074	\$2,000,415	(\$257,100)	\$1,743,315
Other Charges	\$1,549,351	\$1,573,921	\$1,794,485	\$0	\$1,794,485
Fixed Assets					
Equipment	\$0	\$0	\$0	\$257,100	\$257,100
Other Financing Uses	\$181,247	\$11,345	\$0	\$0	\$0
Equity	\$0	\$0	\$0	\$0	\$0
Intrafund	(\$2,887,229)	(\$3,158,206)	(\$3,603,139)	\$0	(\$3,603,139)
Contingencies	\$0	\$0	\$0	\$0	\$0
<b>Gross Costs</b>	<b>\$6,334,215</b>	<b>\$6,250,975</b>	<b>\$6,926,714</b>	<b>\$0</b>	<b>\$6,926,714</b>
<b>Fund Balance</b>	<b>\$0</b>	<b>(\$57,670)</b>	<b>\$0</b>	<b>\$0</b>	<b>\$0</b>
<b>Net County Cost</b>	<b>\$0</b>	<b>\$0</b>	<b>\$0</b>	<b>\$0</b>	<b>\$0</b>

\* Net county cost carryover savings included in the 2015-2016 Recommended Final Budget is \$0.

## PROGRAM DISCUSSION

At the proposed level of funding, the Department can maintain its current level of operations by providing oversight and support for the Agency's Ambulatory Clinics and Ancillary Services, Public Health Division Services, and the Indigent Health Care Program (IHCP). Costs for this budget are allocated to other Health Services Agency divisions, much like the County Cost Allocation Plan (CAP) costs are allocated to departments, through a variety of allocation methodologies.

In order to assure compliance with County Ordinance 3.65 related to contracting with temporary staffing firms, the Department analyzed past usage and duties assigned to temporary staff, and has identified a need for a clerical float pool to address the Department's ongoing need for clerical staff. Based on this analysis, which looked at actual usage over the last 8 months, the Department needs four (4) Administrative Clerk III positions in order to cover departmental needs, which are primarily due to position vacancies.

The County's Scenic Campus (also referred to as County Center II), is a 17.1 acre site where several departments (HSA, Behavioral Health Recovery Services, and Community Services Agency) operate various programs. Located on the campus are eighteen (18) buildings. Of the eighteen buildings, ten (10) were constructed back in the 1930's to 1940's and are primarily occupied by HSA. While the Department has maintained the buildings and made various improvements throughout the years in order for programs to function as efficiently as possible, it is now in need of facility planning services as the facility costs continue to increase. While no appropriations for planning services have been incorporated into the 2015-2016 Proposed Budget, the Agency plans to return to the Board of Supervisors sometime during the fiscal year for approval to contract.

## STAFFING IMPACTS

### Adopted Proposed Budget

The Department is requesting reclassification of four positions to establish a clerical float pool and to reclassify one other position:

- ◆ Reclassify downward two Account Clerk III positions to Administrative Clerk III.
- ◆ Reclassify upward one Account Clerk II position to Administrative Clerk III.
- ◆ Reclassify upward one Administrative Clerk II position to Administrative Clerk III.
- ◆ Reclassify downward one Staff Services Coordinator position to Accounting Supervisor to correctly classify the position based on the current job duties and responsibilities.

Total current authorized positions— 82

### **Final Budget**

As part of the 2014-2015 First Quarter Budget, it was recommended to study a reclassification request of an Application Specialist III position at the Health Services Agency, Information Technology (IT) Division. The study has been completed in collaboration with the County's IT Department, Strategic Business Technology. This position provides the oversight of the IT Help Desk and the Telecommunications systems and manages five IT positions, Help Desk activities and end-user training programs such as People Soft and Electronic Timecards. This position provides guidance and assists with the development of training needs for new personnel and continuously updates the technicians on new system enhancements and any new programs being implemented at the Health Services Agency. The duties and responsibilities of this position are more in line with a Senior Application Specialist.

The Department is also requesting to reclassify downward an Accountant II to Confidential Assistant II to provide additional Human Resources support and to replace part-time staff. The Department is further requesting to double fill a Confidential Assistant IV position in Human Resources and an Assistant Director position for up to eight weeks as the result of the retirements of the incumbents. The Confidential Assistant IV is the lead support position in Human Resources and the Assistant Director provides agency wide operational support including compliance and other business services. Due to the complexity of the work performed by both incumbents an extended transition period is requested.

Total current authorized positions— 82

## **BUDGET RECOMMENDATIONS**

### **Adopted Proposed Budget**

It is recommended that a budget of \$6,926,714 be approved for Health Services Agency – Administration and is funded from \$6,926,714 in estimated departmental revenue.

It is also recommended to reclassify two Account Clerk III positions, one Account Clerk II position, and one Administrative Clerk II position to Administrative Clerk III. It is further recommended to reclassify downward one Staff Services Coordinator to Accounting Supervisor.

Total recommended authorized positions— 82

### **Final Budget**

The Department is requesting to transfer \$257,100 from Services and Supplies to fixed assets to purchase IT equipment to increase processing speed and performance of the Department's network applications. It is recommended to increase appropriations of \$257,100 in fixed assets and decrease appropriations of \$257,100 from Services and Supplies.

The department requests for Final Budget are recommended in full. It is recommended that a budget of \$6,926,714 be approved for Health Services Agency – Administration and is funded from \$6,926,714 in estimated departmental revenue.

It is recommended to reclassify an Application Specialist III to a Senior Application Specialist, an Accountant II to a Confidential Assistant II, and to double fill up to eight weeks the Confidential Assistant IV position assigned to Human Resources and the Assistant Director position assigned to compliance and other business services.

Total recommended authorized positions— 82



---

**HUMAN SERVICES**  
**Health**

**HEALTH SERVICES AGENCY—CLINICS AND ANCILLARY SERVICES**

Budget Unit 4051 1010001  
Enterprise Fund

**SERVICES PROVIDED**

The Health Services Agency (HSA) – Clinics and Ancillary Services budget provides primary care, specialty care, and certain ancillary services that support this care (primarily occupational and physical therapy services) to approximately 41,000 unique patients annually, primarily representing under and uninsured individuals, Medi-Cal and the County indigent adult population. Primary Care clinic services are currently provided at six Federally Qualified Health Center Look Alike (FQHC-LA) medical office locations positioned throughout the County. The services provided include: family medicine; pediatrics; integrated behavioral health; prenatal care; obstetrical care; high-risk obstetrical care; women’s health care; family planning; immunizations; treatment of sexually transmitted diseases (STD’s); well child check-ups; and urgent care services. Adult and pediatric specialty care is provided at the Scenic campus Specialty Clinics where services include orthopedics, otolaryngology (ENT), neurology, ophthalmology, general surgery (lump and bump), gastroenterology, HEP (Hepatitis) C, urology, podiatry and neurosurgery. Full service rehabilitation services including physical therapy, occupational therapy, audiology, and wound care services are also conducted at the Scenic campus.

The Valley Family Medicine Residency Program of Modesto which is accredited by the Accreditation Council for Graduate Medical Education (ACGME) and receives graduate medical education funding from the Centers for Medicare and Medicaid Services (CMS) has approximately 34 family medicine residents in training annually and is an integral part of the County’s primary care clinic system providing approximately 21,000 clinic visits per year. This three-year family medicine residency program is a component of the Valley Consortium for Medical Education (VCME), a non-profit corporation whose members are Stanislaus County, Doctors Medical Center, and Memorial Medical Center. Outpatient training is performed in the Agency’s medical offices and inpatient training primarily occurs at Doctors Medical Center. In July of 2013, VCME expanded by adding a new five-year orthopedic residency training program, funded by Doctors Medical Center. Presently there are six orthopedic residents in training with two additional resident physicians expected to join the program this summer, The majority of their outpatient rotations occur within the HSA Specialty clinics.

The academic medical training for the family medicine residency program is supported through Scenic Faculty Medical Group (SFMG), with “core” medical staff representing primarily Family Medicine, Pediatrics, and Obstetrics/Gynecology. In addition, approximately 25 community physicians provide teaching and specialty services to HSA clients in the Agency’s specialty clinics. Professional staffing of the Urgent Care operations is provided under contract by California Healthcare Medical Billing. Professional staffing of the FQHC clinics is provided by SFMG as well as County employed mid-level providers.

**FUND/CASH BALANCE**

As of July 1, 2015, this fund had a positive retained earnings balance of \$9,987,056 compared to the July 1, 2014 negative balance of \$8,977,488. This increase is due to the \$15 million accelerated pay down of the long term debt, the \$1.7 million related to endowment earnings that are transferred to the Clinics annually to pay down debt and an increase in the Intergovernmental Transfers (IGTs) for Rate Year 2012-2013.

As of July 1, 2015, this fund had a positive cash balance of \$1,503,298 compared to the July 1, 2014 negative balance of \$3,289,677. The increase is due to the receipt of FQHC PPS payments from the past year in the amount of \$3.2 million and approximately \$4.7 million received in IGT funding. The

difference between the cash and fund balance is due to receivables reflected on the Balance Sheet that are anticipated to be collected.

<b>Health Services Agency - Clinic and Ancillary Svcs</b>					
<b>Classification</b>	<b>2013-2014 Actual</b>	<b>2014-2015 Actual</b>	<b>2015-2016 Adopted Proposed</b>	<b>2015-2016 Recommended Adjustments</b>	<b>2015-2016 Recommended Final Budget</b>
Taxes	\$0	\$0	\$0	\$0	\$0
Licenses, Permits, Franchises	\$0	\$0	\$0	\$0	\$0
Fines, Forfeitures, Penalties	\$0	\$0	\$0	\$0	\$0
Revenue from use of Assets	\$105,473	(\$13,113)	\$7,444	\$0	\$7,444
Intergovernmental Revenue	\$216,804	\$128,456	\$121,660	\$0	\$121,660
Charges for Service	\$30,132,772	\$31,713,606	\$36,058,435	\$0	\$36,058,435
Miscellaneous Revenue	\$1,692,959	\$5,038,250	\$4,437,566	\$0	\$4,437,566
Other Financing Sources	\$584,549	\$572,306	\$599,281	\$0	\$599,281
<b>Total Revenue</b>	<b>\$32,732,557</b>	<b>\$37,439,505</b>	<b>\$41,224,386</b>	<b>\$0</b>	<b>\$41,224,386</b>
Salaries and Benefits	\$16,660,357	\$16,064,482	\$20,984,736	\$0	\$20,984,736
Services and Supplies	\$12,149,491	\$14,005,463	\$13,755,399	\$0	\$13,755,399
Other Charges	\$7,717,663	\$7,647,851	\$8,825,028	\$0	\$8,825,028
Fixed Assets					
Buildings & Improvements	\$0	\$111,817	\$303,229	\$0	\$303,229
Equipment	\$0	(\$111,817)	\$538,843	\$0	\$538,843
Other Financing Uses	\$456,968	\$35,983	\$31,915	\$0	\$31,915
Equity	\$0	\$0	\$0	\$0	\$0
Intrafund	\$0	\$0	\$0	\$0	\$0
Contingencies	\$0	\$0	\$0	\$0	\$0
<b>Gross Costs</b>	<b>\$36,984,479</b>	<b>\$37,753,779</b>	<b>\$44,439,150</b>	<b>\$0</b>	<b>\$44,439,150</b>
Retained Earnings	(\$628,898)	(\$19,615,570)	(\$1,304,674)	\$0	(\$1,304,674)
<b>Net County Cost</b>	<b>\$4,880,820</b>	<b>\$19,929,844</b>	<b>\$4,519,438</b>	<b>\$0</b>	<b>\$4,519,438</b>

\*Net county cost carryover savings included in the 2015-2016 Recommended Final Budget is \$0.

## PROGRAM DISCUSSION

At the proposed level of funding, the Department can maintain the current level of service, i.e., primary care clinics, specialty care, rehabilitation care, and integrated behavioral health services. At the requested level of funding, the Department is expecting a surplus of approximately \$1.3 million.

Included in the Department's proposed budget submittal are the following strategic initiatives: (1) two Rate Year 2013-2014 Intergovernmental Transfers (IGT – a Federal Medicaid Match Program) valued at \$3.5 million in net new Federal funding and (2) attestation of Stage 1 Meaningful Use (MU) compliance of the Department's electronic medical records system. The estimated MU revenue associated with the Department's attestation is approximately \$800,000 and is based on an estimated 40 eligible providers at a rate of around \$20,000 per eligible provider for Stage 1. Of note, beginning with Rate Year 2013-2014, the State will be changing the IGT process from a federal fiscal year (beginning October 1st and ending September 30th) to a State Fiscal Year (July 1st through June 30th). Based on this change the estimated IGTs for Rate Year 2013-2014 are estimated at 75% of the IGTs received in Fiscal Year 2014-2015 for Rate Year 2012-2013.

## STAFFING IMPACTS

### Adopted Proposed Budget

The Department is requesting to reclassify upward one Licensed Vocational Nurse II to Staff Nurse III to correctly classify the position based on the current job duties and responsibilities.

Total current authorized positions— 204

### Final Budget

The Department is requesting to reclassify upward a Nursing Assistant to Staff Services Technician assigned to the Specialty Clinic. Due to the complexities of the Specialty clinic and the need for all

licensed staff to provide clinical support this position has taken on the duties similar to an assistant clinic manager. The Department is also requesting the reclassification of a Staff Services Coordinator to a block-budgeted Manager II.

Total current authorized positions— 204

## **BUDGET RECOMMENDATIONS**

### **Adopted Proposed Budget**

It is recommended that a budget of \$44,439,150 be approved for Health Services Agency – Clinics and Ancillary Services. This budget is funded by \$41,224,386 in estimated revenue and a \$4,519,438 contribution from the General Fund that includes \$3,113,397 in Mandated Match and \$1,406,041 for the long-term deficit repayment, resulting in contribution of \$1,304,674 to departmental retained earnings.

It is also recommended to reclassify one Licensed Vocation Nurse II to Staff Nurse III.

Total recommended authorized positions— 204

### **Final Budget**

There are no recommended changes in funding to this budget.

It is recommended to reclassify upward one Nursing Assistant to Staff Services Technician and to study one Staff Services Coordinator position.

Total recommended authorized positions— 204

**STANISLAUS COUNTY, CALIFORNIA**  
**Fiscal Year 2015-2016**



**HUMAN SERVICES**  
**Health**

**HEALTH SERVICES AGENCY—EMERGENCY MEDICAL SERVICES**  
**DISCRETIONARY FUND**

Budget Unit 1429 1210001  
 Special Revenue Fund

**SERVICES PROVIDED**

The Health and Safety Code requires the County to establish and coordinate the system that provides emergency medical care in the region. To provide these services, the County has historically contracted with Mountain Valley Emergency Medical Services Agency (MVEMS), a regional Emergency Medical Services (EMS) agency of five participating counties.

**FUND/CASH BALANCE**

As of July 1, 2015, this fund had a positive fund balance of \$73,758 compared to the July 1, 2014 positive balance of \$147,302. This decrease is due to lower receipt of revenues collected as fines and fees by the Court as well as the increase of expenditures to pay for additional salary & benefits for agency staff.

As of July 1, 2015, this fund had a positive cash balance of \$76,018 compared to the July 1, 2014 positive balance of \$155,260. The decrease is due to lower receipt of revenues collected as fines and fees by the Court as well as the increase of expenditures to pay for additional salary & benefits for agency staff. Cash is tracking similar to fund balance.

<b>Health Services Agency - EMS Discretionary Fund</b>					
<b>Classification</b>	<b>2013-2014 Actual</b>	<b>2014-2015 Actual</b>	<b>2015-2016 Adopted Proposed</b>	<b>2015-2016 Recommended Adjustments</b>	<b>2015-2016 Recommended Final Budget</b>
Taxes	\$0	\$0	\$0	\$0	\$0
Licenses, Permits, Franchises	\$0	\$0	\$0	\$0	\$0
Fines, Forfeitures, Penalties	\$129,075	\$113,562	\$106,000	\$0	\$106,000
Revenue from use of Assets	\$1,658	\$806	\$750	\$0	\$750
Intergovernmental Revenue	\$0	\$0	\$0	\$0	\$0
Charges for Service	\$0	\$0	\$0	\$0	\$0
Miscellaneous Revenue	\$0	\$0	\$0	\$0	\$0
Other Financing Sources	\$0	\$0	\$0	\$0	\$0
<b>Total Revenue</b>	<b>\$130,733</b>	<b>\$114,368</b>	<b>\$106,750</b>	<b>\$0</b>	<b>\$106,750</b>
Salaries and Benefits	\$72,013	\$77,466	\$105,237	\$0	\$105,237
Services and Supplies	\$85,910	\$109,844	\$97,412	\$0	\$97,412
Other Charges	\$0	\$0	\$0	\$0	\$0
Fixed Assets	\$0	\$0	\$0	\$0	\$0
Other Financing Uses	\$2,622	\$0	\$0	\$0	\$0
Equity	\$0	\$0	\$0	\$0	\$0
Intrafund	\$0	\$0	\$0	\$0	\$0
Contingencies	\$0	\$0	\$0	\$0	\$0
<b>Gross Costs</b>	<b>\$160,545</b>	<b>\$187,310</b>	<b>\$202,649</b>	<b>\$0</b>	<b>\$202,649</b>
<b>Fund Balance</b>	<b>\$29,812</b>	<b>\$72,942</b>	<b>\$95,899</b>	<b>\$0</b>	<b>\$95,899</b>
<b>Net County Cost</b>	<b>\$0</b>	<b>\$0</b>	<b>\$0</b>	<b>\$0</b>	<b>\$0</b>

\*Net county cost carryover savings included in the 2015-2016 Recommended Final Budget is \$0.

## **PROGRAM DISCUSSION**

At the proposed level of funding, the Department can maintain Emergency Medical Services. The Health Services Agency will use approximately \$87,000 of these funds to offset the cost of the contract with the Mountain Valley Emergency Medical Services Agency to administer local emergency services for Fiscal Year 2015-2016. The revenues used to pay for these services come from SB 12/612 Maddy Funds, which include fines and fees collected by the courts. Staffing costs of \$105,237 have been budgeted for this program which is an increase from prior year. These staffing costs include costs associated with the Medical/Health Operational Area Coordinator (MHOAC) who facilitates the coordination of mutual aid and other emergency operation within the Operational Area (County) to respond to any medical disaster by mobilizing and coordinating emergency medical services mutual aid resources to mitigate health problems. In cooperation with various agencies, the MHOAC is responsible for ensuring the development of a medical and health disaster plan for the Operational Area. In addition, staffing costs related to Emergency Medical Services projects have been added this Fiscal Year.

Existing law, until January 1, 2014, authorized county boards of supervisors to elect to levy an additional penalty, for deposit into the EMS Fund, in the amount of \$2 for every \$10 upon fines, penalties, and forfeitures collected for criminal offenses. SB191 extended the operative date of these provisions indefinitely. Therefore, the program anticipates that this fund will be fully funded for Fiscal Year 2015-2016.

## **STAFFING IMPACTS**

### **Adopted Proposed Budget**

Total current authorized positions— 0

### **Final Budget**

Total current authorized positions— 0

## **BUDGET RECOMMENDATIONS**

### **Adopted Proposed Budget**

It is recommended that a budget of \$202,649 be approved for the Emergency Medical Services Discretionary Fund. This budget is funded from \$106,750 in estimated department revenue and \$95,899 in departmental fund balance.

Total recommended authorized positions— 0

### **Final Budget**

There are no recommended changes in funding to this budget.

Total recommended authorized positions— 0





**HEALTH SERVICES AGENCY—INDIGENT HEALTH CARE PROGRAM**

Budget Unit 1404 1501000  
Special Revenue Fund

**SERVICES PROVIDED**

Welfare and Institutions (W&I) Code, Section 17000 requires that, “Every county shall relieve and support all incompetent, poor indigent persons, and those incapacitated by age, disease, or accident, lawfully resident therein, when such persons are not supported or relieved by their relatives or friends, by their own means, or by State or private institutions.” Accordingly, except for administrative costs, Indigent Health Care Program (IHCP) funding will be directed for the provision of medical and dental services for qualified Medically Indigent Adults (MIA).

The Medically Indigent Health Care Program provides basic health care to indigent residents of Stanislaus County that are not Medi-Cal eligible and do not have health insurance. However, the MIA Program is not insurance and does not meet the Minimum Essential coverage requirement of the Affordance Care Act (ACA). The County’s MIA program is essentially the payer of last resort for eligible indigents. Effective January 1, 2014, all applicants must first apply for either Medi-Cal Expansion or the Covered California Insurance Exchange products. (The Medi-Cal Expansion income limit is 138% of the Federal Poverty Limit (FPL). Applicants whose income is 139% of the FPL and above will be eligible to apply for coverage through Health Exchanges. The "Covered CA" Health Exchange offers several health plans to choose from and a variety of coverage options).

The Stanislaus County Children and Families Commission has contracted with the Health Services Agency (HSA) for the Healthy Cubs (HCUBS) Program since January of 2003. The program consists of two primary components: 1) to provide health care access and health services to pregnant women and children aged 0-5 in families with an income less than 300% of the Federal Poverty Level; and 2) to refer and qualify applicants for other health programs funded by other levels of government, non-profits, foundations, or the private sector (Medi-Cal or Kaiser Kids, for example).

For twelve years, HCUBS has served as the provider of last resort when eligible applicants do not qualify for any other health access programs. Services offered to children and pregnant woman enrolled through HCUBS will include only: 1) those services available at the Stanislaus County Health Services Agency medical offices to include primary medical care, ambulatory specialty care, and rehabilitation services such as physical therapy; 2) those primary and obstetrical care and pharmacy services offered at a Golden Valley Health Center location within the County of Stanislaus; 3) those primary and obstetrical services offered at the Oakdale Community Health Center and Riverbank Community Health Center; 4) dental care offered at various contracted locations throughout Stanislaus County; 5) laboratory and radiology services with contracted providers within Stanislaus County; and 6) pharmacy services with a contracted pharmacy. Services not defined above, including but not limited to inpatient care, are not included in this Program.

**FUND/CASH BALANCE**

As of July 1, 2015, this fund had a positive fund balance of \$1,355,853 compared to the July 1, 2014 negative balance of \$993,839. This increase is due to the receipt of prior year’s revenues that were received in Fiscal Year 2014-2015.

As of July 1, 2015, this fund had a negative cash balance of \$5,096,977 compared to the July 1, 2014 negative balance of \$7,675,835. The increase is due to the receipt of prior year’s revenues that were received in Fiscal Year 2014-2015. The difference between the cash and fund balance is due to a large receivable reflected on the Balance Sheet as a pending transfer of “Due from Other Funds”.

<b>Health Services Agency - Indigent Health Care</b>					
<b>Classification</b>	<b>2013-2014 Actual</b>	<b>2014-2015 Actual</b>	<b>2015-2016 Adopted Proposed</b>	<b>2015-2016 Recommended Adjustments</b>	<b>2015-2016 Recommended Final Budget</b>
Taxes	\$0	\$0	\$0	\$0	\$0
Licenses, Permits, Franchises	\$0	\$0	\$0	\$0	\$0
Fines, Forfeitures, Penalties	\$0	\$0	\$0	\$0	\$0
Revenue from use of Assets	\$312	\$0	\$0	\$0	\$0
Intergovernmental Revenue	\$1,726,481	\$1,277,070	\$0	\$0	\$0
Charges for Service	\$393,558	\$314,371	\$265,207	\$0	\$265,207
Miscellaneous Revenue	\$30,694	\$72,793	\$0	\$0	\$0
Other Financing Sources	\$5,625,750	\$160,406	\$0	\$0	\$0
<b>Total Revenue</b>	<b>\$7,776,795</b>	<b>\$1,824,640</b>	<b>\$265,207</b>	<b>\$0</b>	<b>\$265,207</b>
Salaries and Benefits	\$1,535,509	\$366,890	\$180,143	\$0	\$180,143
Services and Supplies	\$296,562	\$72,677	\$59,200	\$0	\$59,200
Other Charges	\$8,301,680	\$289,468	\$325,864	\$0	\$325,864
Fixed Assets	\$0	\$0	\$0	\$0	\$0
Other Financing Uses	\$43,347	\$0	\$0	\$0	\$0
Equity	\$0	\$0	\$0	\$0	\$0
Intrafund	\$0	\$0	\$0	\$0	\$0
Contingencies	\$0	\$0	\$0	\$0	\$0
<b>Gross Costs</b>	<b>\$10,177,098</b>	<b>\$729,035</b>	<b>\$565,207</b>	<b>\$0</b>	<b>\$565,207</b>
<b>Fund Balance</b>	<b>(\$51,784)</b>	<b>(\$2,349,692)</b>	<b>\$0</b>	<b>\$0</b>	<b>\$0</b>
<b>Net County Cost</b>	<b>\$2,452,087</b>	<b>\$1,254,087</b>	<b>\$300,000</b>	<b>\$0</b>	<b>\$300,000</b>

\*Net county cost carryover savings included in the 2015-2016 Recommended Final Budget is \$0.

## PROGRAM DISCUSSION

At the proposed level of funding, the Department will provide mandated medical and dental services to the anticipated number of eligible program beneficiaries. For Fiscal Year 2015-2016, the Department is expecting a 100% reduction in Realignment funding and hence the primary funding sources for Fiscal Year 2015-2016 are expected to be \$300,000 in County Match as well as funding from the Children and Families Commission for the Healthy Cubs program.

With the implementation of the Medi-Cal expansion component of the ACA, the majority of the medically indigent adult program population (approximately 98%) gained eligibility in the Medi-Cal Program. As a result of the anticipated change, the State redirected a portion of the 1991 Health Realignment funds based on the assumption that counties would have fewer costs related to their MIA programs. Based on this change, IHCP implemented significant changes in Fiscal Year 2014-2015 and using a phased-in approach decreased staffing, services, and supplies as well as medical services in anticipation of the decreased demand for medical and dental services.

Although the MIA enrollment has been lower than previously anticipated, the Department does acknowledge that the indigent program has remaining duties associated with the program, such as, but not limited to, the adjudication of claims as well as determination of applicant eligibility. Due to these responsibilities as well as unknowns and potential liabilities in this emerging health reform environment, the Department recognizes that potential legislative changes at the Federal or State level could result in an upsurge in applications, enrollment and utilization.

While IHCP could face significant fiscal and/or program exposures during Fiscal Year 2015-2016 due to changes in the healthcare environment, the following potential exposure has been included in the budget:

- ◆ The Department has budgeted \$180,000 for a potential exposure due to cases (previous years' MIA enrollees) pending a disability determination, which if denied by Social Security, would become an obligation of the MIA program.

At this time, the Department is anticipating ending Fiscal Year 2015-2016 in a neutral position; however, actual costs would be based on the actual applicants, enrollment, and utilization of covered services.

The Department will continue to monitor the continued development and implementation of the ACA and evaluate any fiscal impact to the program. If needed, the Department will recommend necessary adjustments at a quarterly budget update.

#### Healthy Cubs Program (HCUBS)

The Healthy Cubs funding award has decreased significantly over the years as requested by the program due to efficiencies in operation (particularly funds recovery). Due to compliance with Healthy Cubs policies and the countywide efforts of other programs to enroll uninsured families in other health care plans have contributed, in a positive way, to the decrease in children 0-5 and pregnant women needing the Healthy Cubs program in order to continue to access care. The budgeted expenditures in the proposed budget for Fiscal Year 2015-2016 have been projected at \$175,000 and are fully offset by estimated revenue of \$175,000.

The HCUBS program continues to require that applicants provide proof of income and Stanislaus County residency. In addition, the applicant is required to apply for other health coverage and show proof of application and subsequent denial prior to receiving coverage under the Healthy Cubs Program. The Department continues outreach and education efforts regarding both the Medi-Cal program as well as the Healthy Cubs program. The Department will continue to monitor the impacts resulting from the Federal Health Care Reform and Health Care changes in California resulting from the anticipated Federal approval of the next Five-Year 1115 Waiver. Under the Federal Health Care Reform plan, a significant number of beneficiaries receiving Healthy Cubs benefits in the past now qualify for Medi-Cal. However, this program continues to be necessary for those children and pregnant women who do not have permanent legal United States residence and those Legal Permanent Residents who have been in the country less than five years, as this group would not be eligible for Medi-Cal.

### **STAFFING IMPACTS**

#### **Adopted Proposed Budget**

Total current authorized positions— 0

#### **Final Budget**

The Department is requesting to delete an unfunded Supervising Account Administrative Clerk I. As a result of the Affordable Care Act, the majority of the adults served in the program have gained eligibility through the expanded Medi-Cal program. As a result the department has unfunded or deleted all positions in this program.

Total current authorized positions— 0

### **BUDGET RECOMMENDATIONS**

#### **Adopted Proposed Budget**

It is recommended that a budget of \$565,207 be approved for the Health Services Agency – Indigent Health Care Program. This budget is funded from \$265,207 in estimated department revenue and a \$300,000 Mandated County Match contribution from the General Fund.

Total recommended authorized positions— 0

**Final Budget**

There are no recommended changes in funding to this budget.

It is recommended to delete one unfunded Supervising Account Administrative Clerk I position.

Total recommended authorized positions— 0

**STANISLAUS COUNTY, CALIFORNIA**

**Fiscal Year 2015-2016**

**HUMAN SERVICES**

**Health**



**HEALTH SERVICES AGENCY—INDIGENT HEALTH CARE PROGRAM (IHCP)  
EMERGENCY MEDICAL SERVICES HOSPITAL**

Budget Unit 1434 1500010

Special Revenue Fund

**SERVICES PROVIDED**

The Health and Safety Code requires the County to establish an Emergency Medical Services (EMS) Fund, upon adoption of a resolution by the Board of Supervisors. Twenty-five percent of the balance of the fund shall be distributed only to hospitals providing disproportionate trauma and emergency medical care services.

To provide these services, the County contracts with hospitals within the County. These services are paid from a dedicated State funding source known as Senate Bill (SB) 12/612 Maddy Funds.

**FUND/CASH BALANCE**

As of July 1, 2015, this fund had a positive fund balance of \$133,038 compared to the July 1, 2014 positive balance of \$123,518. This increase is due to a higher amount of fines and fees being collected than originally anticipated for payments to contracted hospitals. The fund balance will be distributed to contracted hospitals for uncollectible, submitted claims in Fiscal Year 2015-2016.

As of July 1, 2015, this fund had a positive cash balance of \$333,508 compared to the July 1, 2014 positive balance of \$344,810. The decrease is due to the payment of claims that were payable in Fiscal Year 2014-2015. The difference between the cash and fund balance is due to the unpaid (accrued) amounts for hospital contract maximums for Fiscal Year 2014-2015 claims. This amount is reflected on the balance sheet and will be paid upon receipt of invoices, within six months after the close of Fiscal Year 2014-2015, per contract specifications.

<b>Health Services Agency - IHCP EMS Hospital</b>					
<b>Classification</b>	<b>2013-2014 Actual</b>	<b>2014-2015 Actual</b>	<b>2015-2016 Adopted Proposed</b>	<b>2015-2016 Recommended Adjustments</b>	<b>2015-2016 Recommended Final Budget</b>
Taxes	\$0	\$0	\$0	\$0	\$0
Licenses, Permits, Franchises	\$0	\$0	\$0	\$0	\$0
Fines, Forfeitures, Penalties	\$269,845	\$236,645	\$226,000	\$0	\$226,000
Revenue from use of Assets	\$2,604	\$2,460	\$2,000	\$0	\$2,000
Intergovernmental Revenue	\$0	\$0	\$0	\$0	\$0
Charges for Service	\$0	\$0	\$0	\$0	\$0
Miscellaneous Revenue	\$0	\$0	\$0	\$0	\$0
Other Financing Sources	\$0	\$0	\$0	\$0	\$0
<b>Total Revenue</b>	<b>\$272,449</b>	<b>\$239,105</b>	<b>\$228,000</b>	<b>\$0</b>	<b>\$228,000</b>
Salaries and Benefits	\$0	\$0	\$0	\$0	\$0
Services and Supplies	\$188,359	\$226,169	\$228,000	\$0	\$228,000
Other Charges	\$0	\$0	\$0	\$0	\$0
Fixed Assets	\$0	\$0	\$0	\$0	\$0
Other Financing Uses	\$0	\$0	\$0	\$0	\$0
Equity	\$0	\$0	\$0	\$0	\$0
Intrafund	\$0	\$0	\$0	\$0	\$0
Contingencies	\$0	\$0	\$0	\$0	\$0
<b>Gross Costs</b>	<b>\$188,359</b>	<b>\$226,169</b>	<b>\$228,000</b>	<b>\$0</b>	<b>\$228,000</b>
<b>Fund Balance</b>	<b>(\$84,090)</b>	<b>(\$12,936)</b>	<b>\$0</b>	<b>\$0</b>	<b>\$0</b>
<b>Net County Cost</b>	<b>\$0</b>	<b>\$0</b>	<b>\$0</b>	<b>\$0</b>	<b>\$0</b>

\*Net county cost carryover savings included in the 2015-2016 Recommended Final Budget is \$0.

**PROGRAM DISCUSSION**

At the proposed level of funding, the Department will provide \$205,200 in reimbursement to hospitals for uncompensated emergency medical services and pediatric trauma services. The revenue used to pay for these services comes from SB 12/612 Maddy Funds, which include fines and fees collected by the Courts. The program anticipates that this fund will be fully funded for Fiscal Year 2015-2016.

Existing law, until January 1, 2014, authorized county boards of supervisors to elect to levy an additional penalty, for deposit into the EMS Fund, in the amount of \$2 for every \$10 upon fines, penalties, and forfeitures collected for criminal offenses. SB191 extended the operative date of these provisions indefinitely. The program anticipates that this fund will be fully funded for Fiscal Year 2015-2016.

**STAFFING IMPACTS**

**Adopted Proposed Budget**

Total current authorized positions— 0

**Final Budget**

Total current authorized positions— 0

**BUDGET RECOMMENDATIONS**

**Adopted Proposed Budget**

It is recommended that a budget of \$228,000 be approved for Health Services Agency – Indigent Health Care Program Emergency Medical Services and is funded from \$228,000 in estimated department revenue.

Total recommended authorized positions— 0

**Final Budget**

There are no recommended changes in funding to this budget.

Total recommended authorized positions— 0

**STANISLAUS COUNTY, CALIFORNIA**

**Fiscal Year 2015-2016**

**HUMAN SERVICES**

**Health**



**HEALTH SERVICES AGENCY—INDIGENT HEALTH CARE PROGRAM (IHCP)  
EMERGENCY MEDICAL SERVICES PHYSICIANS**

Budget Unit 1435 1500020

Special Revenue Fund

**SERVICES PROVIDED**

The Health and Safety Code requires the County to establish an Emergency Medical Services (EMS) Fund, upon adoption of a resolution by the Board of Supervisors. Fifty-eight percent of the balance of the fund shall be used to reimburse physicians and surgeons for patients who do not make payment for emergency medical services.

To provide these services, the County contracts with Stanislaus Medical Foundation for Medical Care to administer the monies allocated to physicians for an administrative fee of 8.25%. These services are paid from a dedicated State funding source known as SB 12/612 Maddy Funds.

**FUND/CASH BALANCE**

As of July 1, 2015, this fund had a positive fund balance of \$31,725 compared to the July 1, 2014 positive balance of \$285,915. This decrease is due to the payment of claims related to Fiscal Year 2013-2014 that were posted within Fiscal Year 2014-2015.

As of July 1, 2015, this fund had a positive cash balance of \$123,700 compared to the July 1, 2014 positive balance of \$291,054. The decrease is due to the payment of claims related to Fiscal Year 2013-2014 that were posted within Fiscal Year 2014-2015. The difference between the cash and fund balance is due to the unpaid (accrued) amounts for physician claims submitted but not yet paid prior to the close of Fiscal Year 2014-2015; these amounts are reflected on the balance sheet as liabilities.



<b>Health Services Agency - IHCP EMS Physicians</b>					
<b>Classification</b>	<b>2013-2014 Actual</b>	<b>2014-2015 Actual</b>	<b>2015-2016 Adopted Proposed</b>	<b>2015-2016 Recommended Adjustments</b>	<b>2015-2016 Recommended Final Budget</b>
Taxes	\$0	\$0	\$0	\$0	\$0
Licenses, Permits, Franchises	\$0	\$0	\$0	\$0	\$0
Fines, Forfeitures, Penalties	\$576,678	\$473,317	\$445,000	\$0	\$445,000
Revenue from use of Assets	\$2,200	\$625	\$500	\$0	\$500
Intergovernmental Revenue	\$0	\$0	\$0	\$0	\$0
Charges for Service	\$0	\$0	\$0	\$0	\$0
Miscellaneous Revenue	\$0	\$0	\$0	\$0	\$0
Other Financing Sources	\$0	\$0	\$0	\$0	\$0
<b>Total Revenue</b>	<b>\$578,878</b>	<b>\$473,942</b>	<b>\$445,500</b>	<b>\$0</b>	<b>\$445,500</b>
Salaries and Benefits	\$0	\$0	\$0	\$0	\$0
Services and Supplies	\$503,034	\$728,131	\$445,500	\$0	\$445,500
Other Charges	\$0	\$0	\$0	\$0	\$0
Fixed Assets	\$0	\$0	\$0	\$0	\$0
Other Financing Uses	\$0	\$0	\$0	\$0	\$0
Equity	\$0	\$0	\$0	\$0	\$0
Intrafund	\$0	\$0	\$0	\$0	\$0
Contingencies	\$0	\$0	\$0	\$0	\$0
<b>Gross Costs</b>	<b>\$503,034</b>	<b>\$728,131</b>	<b>\$445,500</b>	<b>\$0</b>	<b>\$445,500</b>
<b>Fund Balance</b>	<b>(\$75,844)</b>	<b>\$254,189</b>	<b>\$0</b>	<b>\$0</b>	<b>\$0</b>
<b>Net County Cost</b>	<b>\$0</b>	<b>\$0</b>	<b>\$0</b>	<b>\$0</b>	<b>\$0</b>

\*Net county cost carryover savings included in the 2015-2016 Recommended Final Budget is \$0.

**PROGRAM DISCUSSION**

At the proposed level of funding, the Department will continue to provide \$400,950 in reimbursement for physician emergency related services. The revenues used to pay for these services comes from SB 12/612 Maddy Funds, which include fines and fees collected by the courts. The program anticipates that this fund will be fully funded for Fiscal Year 2015-2016.

Existing law, until January 1, 2014, authorized county boards of supervisors to elect to levy an additional penalty, for deposit into the EMS Fund, in the amount of \$2 for every \$10 upon fines, penalties, and forfeitures collected for criminal offenses. SB191 extended the operative date of these provisions indefinitely. The program anticipates that this fund will be fully funded for Fiscal Year 2015-2016.

**STAFFING IMPACTS**

**Adopted Proposed Budget**

Total current authorized positions— 0

**Final Budget**

Total current authorized positions— 0

**BUDGET RECOMMENDATIONS**

**Adopted Proposed Budget**

It is recommended that a budget of \$445,500 be approved for the Health Services Agency – Indigent Health Care Program Emergency Medical Services Physicians and is funded from \$445,500 in estimated department revenue.

Total recommended authorized positions—0

**Final Budget**

There are no recommended changes in funding to this budget.

Total recommended authorized positions—0



**HEALTH SERVICES AGENCY—PUBLIC HEALTH**

Budget Unit 1402 1200001  
Special Revenue Fund

**SERVICES PROVIDED**

The Public Health Division has the responsibility of assessing, measuring, reporting and monitoring the health status of the community. The outcome of community assessments and input as it relates to the Ten Essential Public Health Services determines how the Division targets its focus for health improvement. Current Public Health services include:

1. Community Health Services (CHS) consisting of traditional field public health nursing and case management, including Healthy Birth Outcomes (Children and Families Commission), Childhood Lead Poisoning Prevention Program (CLPPP), High Risk Maternal Child Health, and Nurse Family Partnership (NFP), a nationally recognized, evidenced based home visitation program;
2. Maternal Child and Adolescent Health (MCAH) includes coordination of services, outreach, education, teen pregnancy prevention, Sudden Infant Death Syndrome (SIDS) prevention, and car seat safety and use;
3. Children's Medical Services, includes Child Health and Disability Prevention (CHDP) program administration for the County, California Children's Services (CCS) for case management of Medi-Cal children with acute and chronic disabilities, and the Medical Therapy Program for provision of physical and occupational therapy services to the CCS population coordinated with the County Office of Education at special units on site at Sonoma and Turlock elementary schools;
4. Nutrition services, including the Women, Infants and Children (WIC) program, Nutrition Education & Obesity Prevention, and Tobacco Control;
5. Communicable Disease prevention and control, including Refugee Health, Immunizations, Tuberculosis, and Sexually Transmitted Diseases (including HIV/AIDS); consists of disease surveillance to promptly identify, prevent, and stop further transmission of contagious diseases that pose a threat to the public.
6. Emergency Preparedness and Public Health Laboratory which consists of ongoing disease surveillance, diagnosis of new and recurring infectious and zoonotic diseases, environmental testing, toxicology, and responding to bioterrorism threats and public health emergencies;
7. Community Assessment Planning and Evaluation (CAPE) which includes monitoring incidence of reportable communicable diseases in the community in order to prevent their spread; monitoring and analyzing trends in acute and chronic health conditions in order to provide information to the health community at large, the public, and news media. In addition, the division has responsibility for registering County births and deaths and issuing associated certificates and permits. The Community Health Assessment and Community Health Improvement Plan (Framework for a Thriving Stanislaus) are coordinated by CAPE.

The majority of these Public Health (PH) services are categorical programs funded by State and Federal sources. However, all employees are trained in emergency preparedness and are the first line of defense against health threats, natural disaster, terrorism, and/or manmade events. Public Health employees fill dual roles – categorical programs and disaster response.

## FUND/CASH BALANCE

As of July 1, 2015, this fund had a positive fund balance of \$7,185,433 compared to the July 1, 2014 positive balance of \$5,141,231. This increase is due to an increase in revenues received by Public Health in Fiscal Year 2014-2015.

As of July 1, 2015, this fund had a positive cash balance of \$4,321,291 compared to the July 1, 2014 positive balance of \$3,479,261. The increase is due to an increase in deferred revenues and other current liabilities reflected on the Balance Sheet as well as increased revenues received by Public Health in Fiscal Year 2014-2015. The difference between the cash and fund balance is due to a significant increase of the receivables reflected on the Balance Sheet as a result of fiscal year-end invoicing and "back-casted" or reconciled Medi-Cal Administrative Activities (MAA) invoices where additional funding is due to the Agency.

<b>Health Services Agency - Public Health</b>					
<b>Classification</b>	<b>2013-2014 Actual</b>	<b>2014-2015 Actual</b>	<b>2015-2016 Adopted Proposed</b>	<b>2015-2016 Recommended Adjustments</b>	<b>2015-2016 Recommended Final Budget</b>
Taxes	\$0	\$0	\$0	\$0	\$0
Licenses, Permits, Franchises	\$11,929	\$12,173	\$10,000	\$0	\$10,000
Fines, Forfeitures, Penalties	\$0	\$0	\$0	\$0	\$0
Revenue from use of Assets	\$1,412	\$1,376	\$0	\$0	\$0
Intergovernmental Revenue	\$12,451,974	\$12,406,605	\$14,894,192	\$0	\$14,894,192
Charges for Service	\$3,742,150	\$4,070,935	\$4,141,424	\$0	\$4,141,424
Miscellaneous Revenue	\$122,702	\$24,916	\$43,160	\$0	\$43,160
Other Financing Sources	\$4,122,156	\$4,398,330	\$5,204,785	\$0	\$5,204,785
<b>Total Revenue</b>	<b>\$20,452,323</b>	<b>\$20,914,335</b>	<b>\$24,293,561</b>	<b>\$0</b>	<b>\$24,293,561</b>
Salaries and Benefits	\$12,654,096	\$13,315,421	\$17,472,375	\$0	\$17,472,375
Services and Supplies	\$3,108,698	\$3,266,423	\$4,270,746	\$0	\$4,270,746
Other Charges	\$660,662	\$663,733	\$681,195	\$0	\$681,195
Fixed Assets					
Equipment	\$192,881	\$261,108	\$0	\$0	\$0
Other Financing Uses	\$617,537	\$304,751	\$313,657	\$0	\$313,657
Equity	\$0	\$0	\$0	\$0	\$0
Intrafund	\$2,887,229	\$3,150,360	\$3,538,141	\$0	\$3,538,141
Contingencies	\$0	\$0	\$0	\$0	\$0
<b>Gross Costs</b>	<b>\$20,121,103</b>	<b>\$20,961,796</b>	<b>\$26,276,114</b>	<b>\$0</b>	<b>\$26,276,114</b>
<b>Fund Balance</b>	<b>(\$1,135,695)</b>	<b>(\$1,933,841)</b>	<b>(\$371,425)</b>	<b>\$0</b>	<b>(\$371,425)</b>
<b>Net County Cost</b>	<b>\$804,475</b>	<b>\$1,981,302</b>	<b>\$2,353,978</b>	<b>\$0</b>	<b>\$2,353,978</b>

\*Net county cost carryover savings included in the 2015-2016 Recommended Final Budget is \$0.

## PROGRAM DISCUSSION

At the proposed level of funding, the Department has achieved a balanced budget. Public Health (PH) is funded through grants, awards, 1991 Health Realignment, and County Mandated Match dollars totaling \$26.6 million. These funds protect and improve the health of County residents through the provision of Public Health services and legally mandated programs through clinical, community, and population based strategies. Clinical services include the following: immunizations for children and adults and seasonal flu vaccine clinics; HIV/STD prevention, testing, treatment, and surveillance; and HIV case management. Additional services include tuberculosis diagnosis, treatment, and follow up; and physical and occupational therapy (for children with profoundly debilitating illnesses).

Community health is addressed through the provision of nurse home visitation services for vulnerable young families; complex care coordination for critically ill children; and nutrition services through the Women's, Infants and Children (WIC) program, which includes obesity prevention and breastfeeding education. Population based services include public health surveillance conducted by the epidemiologists, whose responsibilities include monitoring and measuring incidence and prevalence of communicable disease and other critical health indicators, and completion of the Community Health Assessment and oversight of the required Community Health Improvement Plan (Framework for a Thriving Stanislaus), a Public Health facilitated, multi-disciplinary community prevention initiative.

During the past fiscal year, the Public Health Laboratory has experienced a loss in revenue from laboratory tests conducted. This decrease is a result of the Public Health Laboratory losing business to other clinical facilities and an inability to provide quick results due to reliance on paper-based systems. Implementation of the Laboratory Information Management System (LIMS) will provide the Public Health Laboratory with the capacity to deliver electronic results in a timely manner. Completion of the currently in-progress LIMS implementation is projected by the fall of 2015 and will allow electronic reporting and data exchange, thereby supporting efficient data dissemination and the likelihood of restoring test volume.

A large component of the Community Health Services (CHS) Division in Public Health provides case management to their clients, which includes home visits. In 2014, the Public Health Nurse (PHN) job classification received salary adjustments to improve retention and recruitment, and while this has been somewhat successful in recruiting PHNs, we continue to lose many new recruits after one year of employment to hospitals or other employers. However, we are projecting revenues due to improved rates for Targeted Case Management (TCM) reimbursements.

Through careful planning and analysis, five programs have been identified as being in need of additional staffing resources in order to address compliance issues in reporting and caseload based services. The staffing requests and adjustments being recommended are funded with Health Realignment funding and there is no fiscal impact to the General Fund.

## **STAFFING IMPACTS**

### **Adopted Proposed Budget**

The Department is requesting to restore three positions, add two positions, reclassify one position and to have a classification study completed:

- ◆ Restore and reclassify upward one Administrative Clerk II position to an Administrative Clerk III. This position is requested to help operate the Immunization Assistance Program (IAP) State Grant and to address employee health tracking and compliance for Health Services Agency. Currently this function is fragmented between new employee physicals and human resources with no ongoing monitoring of immunity to communicable diseases for 530 HSA staff.
- ◆ Restore one Administrative Clerk II position to provide support to the Public Health Lab. Public Health receives laboratory results and Confidential Morbidity Reports (CMRs) from all labs and providers in Stanislaus County. Public Health is mandated to monitor, confirm, and report certain communicable diseases inclusive of sexually transmitted diseases and HIV test results into several State databases such as CalREDIE, LDET, LEO, ARIES, and Access. The high volume of lab results and care coordination (15,777) has outpaced our existing resources causing the department to fall behind in this data confirmation and entry. This jeopardizes several grants and our mandates to report under Title 17 Section 2500 of the California Code of Regulations.
- ◆ Restore one Administrative Clerk II position for the Medical Therapy Unit. The Medical Therapy Program (MTP) provides physical and occupational treatment for approximately 485 children in order to meet State staffing standards and process Medi-Cal billing for patient treatment. This position was approved in Fiscal Year 2007-2008, but filling it was delayed due to the reduction in work force. Currently the MTP unit has only one clerical person, an Administrative Clerk III who is unable to provide the bilingual assistance, or provide adequate support for scheduling clients, processing therapy orders, and the assumption of medical billing.
- ◆ Reclassify downward one Manager II position to Epidemiologist. Public Health has identified a need for an additional epidemiologist due to the size of the community and the need for monitoring chronic disease trends in the community as well as coordinating data collection activities and reviewing epidemiological investigations,
- ◆ Add two new Physical/Occupational Therapy Assistant (PT/OT) positions. The County continues to have difficulty recruiting Physical/Occupational Therapist and with several Therapists scheduled to retire in the next 12 months, Public Health is attempting a new strategy

of adding two new PT/OT Assistants to the staffing model. This frees up the Therapist to perform the more complex duties requiring licensure. Therapy Assistants have a two-year college degree compared to the masters or doctoral degree for therapists. This classification will work with minimal supervision under the license of a Physical/Occupational Therapists.

- ◆ Study of the Clinical Lab Scientist classification series. The Public Health Laboratory absorbed staff from the Clinical Lab when it closed several years ago; however, the positions were not reclassified to reflect the change in duties. The reclassification of the Clinical Lab Scientist II to Public Health Microbiologist and the reclassification of Clinical Lab Scientist III to a Supervising Public Health Microbiologist are requested in order to reflect the responsibilities of operating a Public Health Laboratory verses a Clinical Laboratory.

Total current authorized positions— 178

### **Final Budget**

The Department is requesting to reclassify upward three positions and add a new position in order to better support the Divisions organizational structure. A Manager II position is requested to be reclassified upward to Manager III. This position is responsible for overseeing the Communicable Disease Program and has responsibility for an operating budget of \$3.6 million dollars. The Department is also requesting to reclassify upward an Epidemiologist position to Chief Epidemiologist/Manager III. In a recent reorganization, the additional duties of overseeing Vital Records, coordination of the Public Health accreditation efforts and supervision of epidemiology staff were added to the duties of this position. Additionally, the Department is requesting to have the Health Educator assigned to Communicable Disease Surveillance program reclassified to Social Worker IV to better align the duties to the position. The Department is further requesting to add a new Confidential Assistant III position in order to have additional administrative support for senior leadership.

Total current authorized positions— 183

### **BUDGET RECOMMENDATIONS**

#### **Adopted Proposed Budget**

It is recommended that a budget of \$26,276,114 be approved for Health Services Agency – Public Health. This budget is funded by \$24,293,561 in estimated departmental revenue and a \$2,353,978 Mandated County Match contribution from the General Fund, resulting in a \$371,425 return to departmental fund balance.

It is also recommended to restore three Administrative Clerk II positions and reclassify upward one position to Administrative Clerk III, add two Physical/Occupational Therapy Assistant positions, reclassify downward one Manager II to Epidemiologist and to study the Clinical Lab Scientist classification series.

Total recommended authorized positions—183

### **Final Budget**

There are no recommended changes in funding to this budget.

It is recommended to reclassify upward one Manager II to Manager III, one Epidemiologist to Chief Epidemiologist/Manager III, one Health Educator to Social Worker IV, and to add one Confidential Assistant III position, funded from existing departmental appropriations.

Total recommended authorized positions—184

**STANISLAUS COUNTY, CALIFORNIA**

**Fiscal Year 2015-2016**

**HUMAN SERVICES**

**Health**



**HEALTH SERVICES AGENCY—PUBLIC HEALTH-VITAL AND HEALTH STATISTICS**

Budget Unit 1428 1250001

Special Revenue Fund

**SERVICES PROVIDED**

The Office of Vital Records reviews and registers all births, deaths, and fetal deaths that occur in Stanislaus County in accordance with State guidelines. All original certificates are transmitted weekly to the State Office of Vital Records (OVR). Certified copies are issued when a request is received in the Vital Records office along with the properly completed forms and the current fee. The information that is collected from these records provides valuable health and research data. This data allows health authorities a means of studying and evaluating health programs; provides information to government agencies for research; and provides information for population estimates and maternal and child health activities.

**FUND/CASH BALANCE**

As of July 1, 2015, this fund had a positive fund balance of \$653,154 compared to the July 1, 2014 positive balance of \$610,575. This increase is due to the collection of fees associated with certified copies issued by the Vital Records program. Spending of these funds is very limited and restricted to the improvement and modernization of the Vital Records operations.

As of July 1, 2015, this fund had a positive cash balance of \$653,154 compared to the July 1, 2014 positive balance of \$610,575. The increase is due to the collection of fees associated with certified copies issued by the Vital Records program. Cash is consistent with fund balance.

<b>Health Services Agency - PH Vital and Health Statistics</b>					
<b>Classification</b>	<b>2013-2014 Actual</b>	<b>2014-2015 Actual</b>	<b>2015-2016 Adopted Proposed</b>	<b>2015-2016 Recommended Adjustments</b>	<b>2015-2016 Recommended Final Budget</b>
Taxes	\$0	\$0	\$0	\$0	\$0
Licenses, Permits, Franchises	\$0	\$0	\$0	\$0	\$0
Fines, Forfeitures, Penalties	\$0	\$0	\$0	\$0	\$0
Revenue from use of Assets	\$0	\$0	\$0	\$0	\$0
Intergovernmental Revenue	\$0	\$0	\$0	\$0	\$0
Charges for Service	\$52,006	\$53,638	\$50,000	\$0	\$50,000
Miscellaneous Revenue	\$0	\$0	\$0	\$0	\$0
Other Financing Sources	\$450	\$0	\$0	\$0	\$0
<b>Total Revenue</b>	<b>\$52,456</b>	<b>\$53,638</b>	<b>\$50,000</b>	<b>\$0</b>	<b>\$50,000</b>
Salaries and Benefits	\$0	\$0	\$0	\$0	\$0
Services and Supplies	\$0	\$0	\$0	\$0	\$0
Other Charges	\$0	\$0	\$0	\$0	\$0
Fixed Assets	\$0	\$0	\$0	\$0	\$0
Other Financing Uses	\$14,178	\$11,059	\$20,000	\$0	\$20,000
Equity	\$0	\$0	\$0	\$0	\$0
Intrafund	\$0	\$0	\$0	\$0	\$0
Contingencies	\$0	\$0	\$0	\$0	\$0
<b>Gross Costs</b>	<b>\$14,178</b>	<b>\$11,059</b>	<b>\$20,000</b>	<b>\$0</b>	<b>\$20,000</b>
<b>Fund Balance</b>	<b>(\$38,278)</b>	<b>(\$42,579)</b>	<b>(\$30,000)</b>	<b>\$0</b>	<b>(\$30,000)</b>
<b>Net County Cost</b>	<b>\$0</b>	<b>\$0</b>	<b>\$0</b>	<b>\$0</b>	<b>\$0</b>

\*Net county cost carryover savings included in the 2015-2016 Recommended Final Budget is \$0.

## PROGRAM DISCUSSION

At the proposed level of funding, the Department can maintain services consistent with the Fiscal Year 2014-2015 Final Budget. The Stanislaus County Public Health Vital Records Department has established a Vital and Health Statistics Special Revenue Fund pursuant to Health and Safety Code Section 103625(f). Section 103625(g) provides that 45% of each \$4.00 collected is to be forwarded to the State Registrar; the local official charged with collection of the fee may retain the remaining portion. The Vital and Health Statistics Fund is not designed to provide funding for services or positions. Appropriate uses for revenues include the improvement and modernization of vital record operations, the automation and technical support of vital record systems, and the collection and analysis of health related birth and death certificate information.

## STAFFING IMPACTS

### Adopted Proposed Budget

Total current authorized positions— 0

### Final Budget

Total current authorized positions— 0

## BUDGET RECOMMENDATIONS

### Adopted Proposed Budget

It is recommended that a budget of \$20,000 be approved for the Health Services Agency – Public Health Vital and Health Statistics. This budget is funded from the \$50,000 in estimated department revenue and will result in a positive contribution to departmental fund balance of \$30,000.

Total recommended authorized positions— 0



**Final Budget**

There are no recommended changes in funding to this budget.

Total recommended authorized positions— 0



# **A Strong Local Economy**

Alliance Worknet  
CEO-Economic Development Bank  
Library

## A Strong Local Economy

An important role that County government plays in creating a strong local economy is to promote, protect, and sustain agricultural economies while providing for broader, more diversified economic opportunities. Diversification will strengthen the local economy and provide for a better, more stable, quality of life for residents. Helping to facilitate the creation of jobs for the people of Stanislaus County is imperative for the community to prosper and grow. Pursuing the planning and development process for the Crows Landing Business Park Development Project on the 1,531-acre former Crows Landing Air Facility in Stanislaus County, and developing competitive and diverse workforce, are core economic development and job creation objectives for our community.



- ◆ The Alliance Worknet provides a wide range of employment and training services to the community through a variety of programs funded under the Workforce Investment Act (WIA). To assist area employers, the Alliance Worknet staff visits area businesses in an effort to help them with their employment needs as well as retention, expansion, business counseling, and other services; and
- ◆ The Stanislaus County Library provides educational and recreational opportunities to the community, including access to reference and reader's advisory help, weekly story times at all branches and children's programs throughout the year. Online databases and reference services are available at any time from any internet link.

### **FISCAL YEAR 2015-2016 ISSUES**

The 2015-2016 Final Budget recommends \$32,772,780 in appropriations for this priority area. These expenditures are funded by a combination of \$29,573,820 in department revenue, \$1,991,810 in revenue from the General Fund and \$1,207,150 in fund balance.

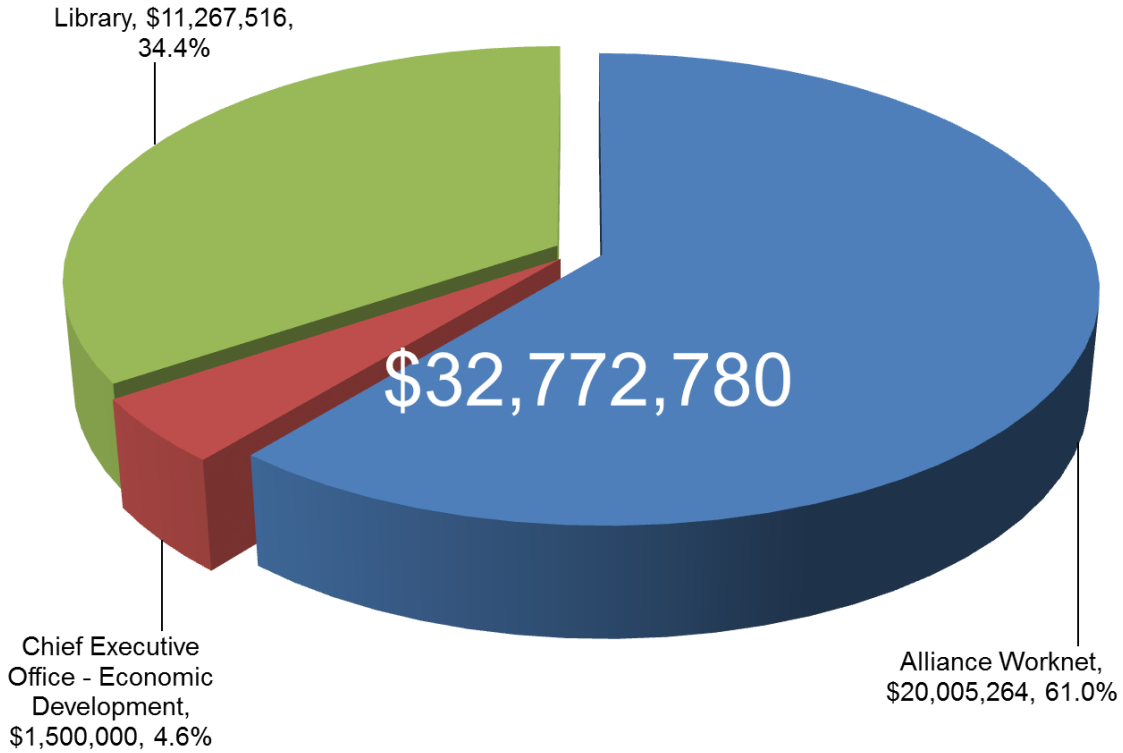
For Fiscal Year 2015-2016, Alliance will be relying on \$446,894 in fund balance in its Final Budget. This reliance on fund balance is due to a reduction in the availability of competitive grant opportunities and a continued high demand of services.

Within the Chief Executive Office – Economic Development Bank, \$1.5 million in appropriations will be added to the Community Development Fund as a one-time recharge. Additionally, \$200,000 of available Economic Development Bank will be allocated to the Domestic Well Recovery Loan Program which began in August 2014.

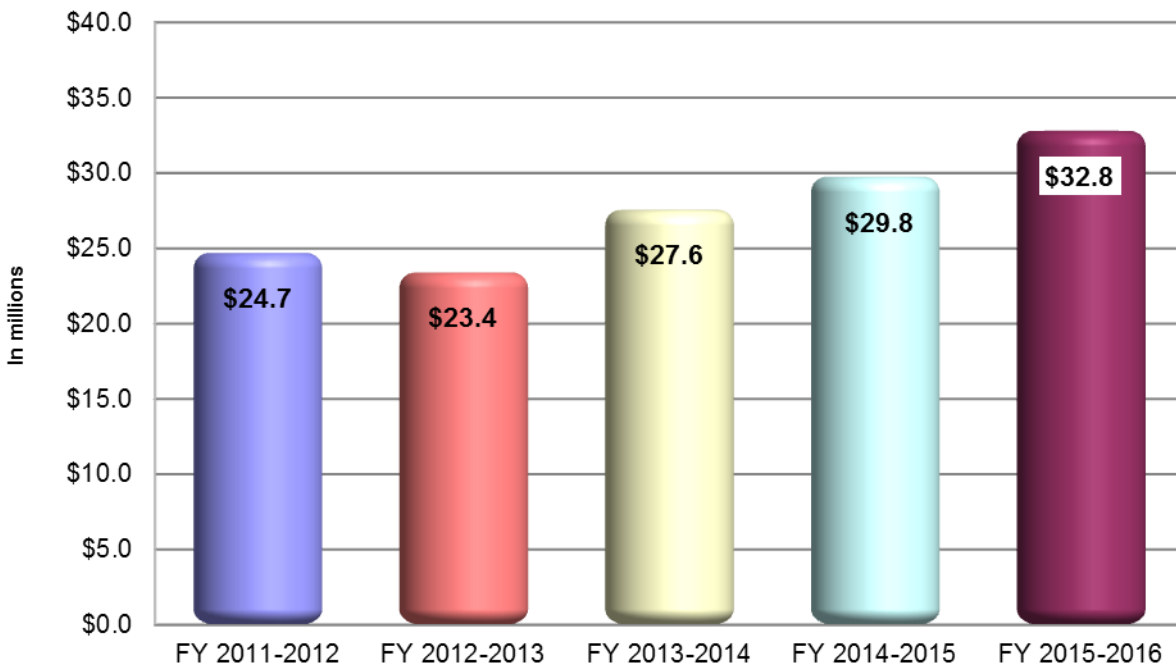
The Library is primarily funded by a voter approved 1/8-cent sales tax, which represents approximately 94% of the Library's total revenue to support the Library operations in Fiscal Year 2015-2016. The voter approved 1/8-cent sales tax did sunset on June 30, 2013, but was extended through a successful local measure for an additional five years. State literacy funds are estimated to return to the \$112,000 base level while Federal funding is anticipated in the amount of \$44,000. The Library continues to seek ways to use new technology to deliver better customer services and more self-service options for customers.



## A Strong Local Economy Recommended Appropriations Fiscal Year 2015-2016



### Five Year Comparison of Appropriations



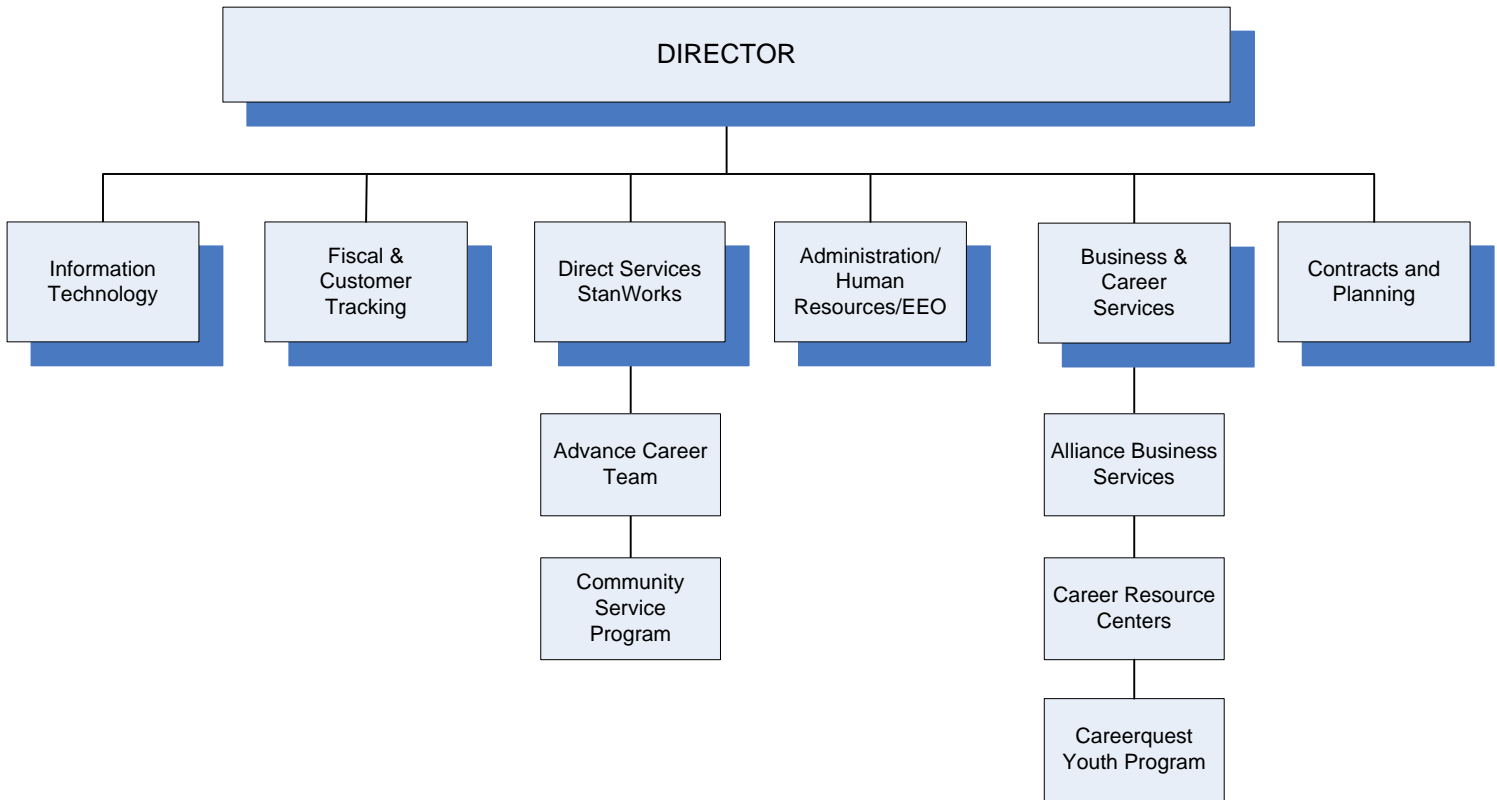


# A Strong Local Economy

<b>PAGE</b>				<b>Recommended 2015-2016</b>
<b>ALLIANCE WORKNET</b>				<b>\$20,005,264</b>
	<b>Fund</b>	<b>Org</b>		
355	1320	0033100	Alliance Worknet	\$9,283,522
358	1317	0033900	StanWORKs	\$10,721,742
<b>CHIEF EXECUTIVE OFFICE--ECONOMIC DEVELOPMENT</b>				<b>\$1,500,000</b>
	<b>Fund</b>	<b>Org</b>		
360	0105	0015291	Economic Development Bank	\$1,500,000
<b>LIBRARY</b>				<b>\$11,267,516</b>
	<b>Fund</b>	<b>Org</b>		
364	1651	0037000	Library	\$11,267,516
<b>TOTAL</b>				<b>\$32,772,780</b>

# STANISLAUS COUNTY ALLIANCE WORKNET

---



Revised April 2012

**STANISLAUS COUNTY, CALIFORNIA**  
**Fiscal Year 2015-2016**



**HUMAN SERVICES**  
**Other Assistance**

**ALLIANCE WORKNET**  
**Kristie Santos, Director**

**BUDGET AT A GLANCE**

Gross Costs	\$20,005,264
Total Revenue	\$19,558,370
Fund Balance/Retained Earnings	\$446,894
<b>Net County Cost</b>	<b>\$0</b>
Total Recommended Staffing	90
% Funded by Local Discretionary Funds	0.0%

**MISSION STATEMENT**

Dedicated to developing a skilled workforce that strengthens businesses and contributes to the economic success of our community.

**ACCOMPLISHMENTS AND OBJECTIVES**

The Accomplishments of 2014-2015 and Objectives for the 2015-2016 Fiscal Year for the Alliance Worknet include:

FISCAL YEAR 2014-2015 ACCOMPLISHMENTS	FISCAL YEAR 2015-2016 OBJECTIVES
<ul style="list-style-type: none"> <li>◆ 100 customers successfully completed a Vocational Training program.</li> <li>◆ 30 customers successfully completed the Multi-Craft Pre-Apprenticeship Training.</li> <li>◆ Assisted 265 Individual employers with filling their employment needs.</li> <li>◆ 180 customers received On-The-Job Training with local employers.</li> <li>◆ 12,300 customers used the Career Resource Centers for assistance in their job search.</li> <li>◆ The Career Resource Centers had over 36,800 visits from customers during the year.</li> <li>◆ 1,900 customers attended Job Prep Workshops.</li> <li>◆ The Alliance “Start and Grow Your Own” On-The-Job Training campaign, a multi-faceted effort to accelerate the growth of the local economy was kicked off.</li> <li>◆ 525 WIA enrolled customers obtained employment</li> <li>◆ 2,497 customers attended Job Prep Workshops.</li> <li>◆ The number of individuals receiving Welfare to Work (WTW) employment services increased under the redesigned program developed in partnership with the Community Services Agency (CSA).</li> </ul>	<ul style="list-style-type: none"> <li>◆ Increase training and internship opportunities for job seekers, targeting careers to meet the employment needs of local businesses.</li> <li>◆ Continue to build partnerships with businesses to work in conjunction with Alliance Worknet for their employment needs.</li> <li>◆ Work in partnership with CSA to increase services provided by the WTW program, increase the capacity to serve additional participants and improve Work Participation Rates (WPR).</li> <li>◆ Increase assistance to TANF (Temporary Aid to Needy Families) customers by providing job search and job retention skills, to increase their ability to obtain and retain employment.</li> <li>◆ Increase outreach activities to educate the community regarding our services.</li> <li>◆ Open a new Career Resource Center in Turlock to provide services to area customers.</li> <li>◆ Provide over 4,500 Stanislaus County residents with WTW- related services.</li> <li>◆ Increase Pre-Apprenticeship and Apprenticeship training opportunities in order to link businesses with their new prospective employees.</li> </ul>



FISCAL YEAR 2014-2015 ACCOMPLISHMENTS	FISCAL YEAR 2015-2016 OBJECTIVES
	<ul style="list-style-type: none"> <li>◆ Strive to meet WIA Performance Measures.</li> </ul>

**BUDGETS WITHIN THE ALLIANCE WORKNET INCLUDE:**

- ◆ Alliance Worknet
- ◆ StanWORKs

**STANISLAUS COUNTY, CALIFORNIA**

**Fiscal Year 2015-2016**

**HUMAN SERVICES**

**Other Assistance**



**ALLIANCE WORKNET**

Budget Unit 1320 0033100

Special Revenue Fund

**SERVICES PROVIDED**

The Alliance Worknet (AW) provides a wide range of employment and training services to the community through various programs funded under the Workforce Investment Act (WIA). Three Resource Centers, located in accessible areas throughout the community, provide job search assistance to the public. In addition, workshops are offered to assist with resume development, interviewing skills, and job retention. For those needing more assistance in finding employment, the Department provides intensive career counseling, work experience, and on-the-job training assistance as well as referral to vocational training programs. To assist area employers, the Alliance Worknet has Business Development Representatives who visit area businesses in an effort to help them with their employment needs, as well as retention, expansion, business counseling, and other services through a partnership with the Stanislaus Economic Development and Workforce Alliance.

**FUND/CASH BALANCE**

As of July 1, 2015, this fund had a positive fund balance of \$1,176,397 compared to the July 1, 2014 positive balance of \$1,486,034. This decrease is due to fund balance being utilized to cover the shortage in grant funds in fiscal year 2014-2015.

As of July 1, 2015, this fund had a positive cash balance of \$791,259 compared to the July 1, 2014 positive balance of \$1,226,479. The decrease is due to timing differences of state reimbursements and actual incurred costs. The difference between the cash and fund balance is due to non-cash items listed on the balance sheet such as receivables and payables.

<b>Alliance Worknet</b>					
<b>Classification</b>	<b>2013-2014 Actual</b>	<b>2014-2015 Actual</b>	<b>2015-2016 Adopted Proposed</b>	<b>2015-2016 Recommended Adjustments</b>	<b>2015-2016 Recommended Final Budget</b>
Taxes	\$0	\$0	\$0	\$0	\$0
Licenses, Permits, Franchises	\$0	\$0	\$0	\$0	\$0
Fines, Forfeitures, Penalties	\$0	\$0	\$0	\$0	\$0
Revenue from use of Assets	\$0	\$0	\$0	\$0	\$0
Intergovernmental Revenue	\$8,837,591	\$7,090,223	\$7,257,721	\$762,496	\$8,020,217
Charges for Service	\$651,430	\$734,783	\$724,411	(\$150,000)	\$574,411
Miscellaneous Revenue	\$17,555	\$4,314	\$350,000	(\$108,000)	\$242,000
Other Financing Sources	\$22,594	\$0	\$0	\$0	\$0
<b>Total Revenue</b>	<b>\$9,529,170</b>	<b>\$7,829,320</b>	<b>\$8,332,132</b>	<b>\$504,496</b>	<b>\$8,836,628</b>
Salaries and Benefits	\$4,308,540	\$4,709,048	\$5,163,501	\$0	\$5,163,501
Services and Supplies	\$4,866,515	\$3,178,219	\$3,810,699	\$0	\$3,810,699
Other Charges	\$250,394	\$251,691	\$309,322	\$0	\$309,322
Fixed Assets	\$0	\$0	\$0	\$0	\$0
Other Financing Uses	\$197,851	\$0	\$0	\$0	\$0
Equity	\$0	\$0	\$0	\$0	\$0
Intrafund	\$0	\$0	\$0	\$0	\$0
Contingencies	\$0	\$0	\$0	\$0	\$0
<b>Gross Costs</b>	<b>\$9,623,300</b>	<b>\$8,138,958</b>	<b>\$9,283,522</b>	<b>\$0</b>	<b>\$9,283,522</b>
<b>Fund Balance</b>	<b>\$94,130</b>	<b>\$309,638</b>	<b>\$951,390</b>	<b>(\$504,496)</b>	<b>\$446,894</b>
<b>Net County Cost</b>	<b>\$0</b>	<b>\$0</b>	<b>\$0</b>	<b>\$0</b>	<b>\$0</b>

\*Net county cost carryover savings included in the 2015-2016 Recommended Final Budget is \$0.

## PROGRAM DISCUSSION

At the requested level of funding, the Department will maintain a consistent level of core employment services to the general public through the Career Resource Centers and group workshops. Total proposed budget appropriations of \$9,283,522 are offset by estimated revenue of \$8,332,132 and a onetime fund balance utilization of \$951,390.

Proposed Budget revenue consists of Workforce Investment Act (WIA) formula allocations for Adult, Dislocated Worker, and Youth programs which are projected to be in the amount of \$6,707,721. Included in the projected \$6,707,721 is \$200,000 in un-spent Fiscal Year 2014-2015 WIA Youth funds that will be carried over into Fiscal Year 2015-2016. In the Intergovernmental revenue classification, there is \$550,000 from our partner Community Services Agency (CSA) which is a reimbursement for WIA services provided to CSA customers in the Fiscal Year. AW and CSA are in discussion regarding reimbursing for these services on an ongoing monthly basis rather than all at year end.

Additional revenue includes \$724,411 in Charges for Services from the Department of Child Support Services Pathways to Self-Sufficiency (PASS) grant and \$350,000 in Miscellaneous Revenue from the Job Driven National Emergency grant. The one-time use of \$951,390 from fund balance supplies the additional needed revenue to meet projected expenses for the year. The \$951,390 in fund balance will be used to cover a portion of employee salaries and wages, contracts for services and general day-to-day operations. Currently, there is approximately \$2,400,000 budgeted for contracts for services and \$650,000 budgeted for a contract with the Workforce Alliance.

Circumstances such as a reduction in the availability of competitive grant opportunities, a continued high demand for services and one-time investments in telecommunications and equipment upgrades have necessitated the use of fund balance. While these costs are not anticipated to be on-going, the department is taking steps to mitigate large expenditures of fund balance in the future. For example, the department will work with CSA to develop a monthly invoice/reimbursement process for One-Stop services provided to CSA customers in lieu of the current process of receiving an annual large reimbursement at year end. In addition, as the County's unemployment rate continues to decrease, the demand for AW services declines correspondingly. Department operations and staffing levels will be right-sized accordingly.

Finally, the new Workforce Innovation and Opportunity Act will be implemented in Fiscal Year 2015-2016. This new legislation requires that each of the partners in the One-Stop employment system contribute financially to the operations of the system, thus reducing costs that are currently borne entirely by AW. However, during Fiscal Year 2015-2016 Proposed Budget, the Department is taking a conservative approach and including all costs for the One-Stop solely as its own and is hopeful that there will be enough information to make necessary adjustments in the 2015-2016 Final Budget. It is anticipated that these adjustments will result in utilizing less fund balance than currently requested.

## **STAFFING IMPACTS**

### **Adopted Proposed Budget**

There were no requested changes to the current level of staffing.

Total current authorized positions— 90

### **Final Budget**

There are no requested changes to the current level of staffing.

Total current authorized positions— 90

## **BUDGET RECOMMENDATIONS**

### **Adopted Proposed Budget**

It is recommended that a budget of \$9,283,522 be approved for Alliance Worknet. This budget is funded from \$8,332,132 in estimated department revenue and \$951,390 in departmental fund balance.

There are no recommended changes to the current level of staffing.

Total recommended authorized positions— 90

### **Final Budget**

Alliance Worknet is requesting a \$504,496 net increase in estimated revenue, therefore decreasing its reliance on fund balance. State allocations came in at \$284,496 higher than originally budgeted while net carryover amounts are expected to be \$478,000 higher than originally budgeted. Additionally, estimated revenue was increased by \$35,000 due to a new Central Valley Infrastructure and Proposition 39 grant. These revenue increases are offset by a \$150,000 decrease in the estimated carryover from the Department of Child Support Services grant and a \$143,000 decrease in estimated carryover from the job-driven National Emergency Grant (NEG) grant.

The department requests for Final Budget are recommended in full. It is recommended that a budget of \$9,283,522 be approved for Alliance Worknet. This budget is funded from \$8,836,628 in estimated department revenue and \$446,894 in departmental fund balance.

There are no recommended changes to the current level of staffing.

Total recommended authorized positions—90

**STANISLAUS COUNTY, CALIFORNIA**  
**Fiscal Year 2015-2016**



**HUMAN SERVICES**  
**Other Assistance**

**ALLIANCE WORKNET—STANWORKS**

Budget Unit 1317 0033900  
 Special Revenue Fund

**SERVICES PROVIDED**

The Alliance Worknet (AW) provides a wide range of employment and training services for local Temporary Aid to Needy Families (TANF) recipients through a contract with the Community Services Agency (CSA). AW assists TANF customers with job searching, resume writing, and interviewing skills. Clients needing additional assistance in securing employment and leaving TANF are provided with intensive case management, paid and unpaid work experience, on-the-job training and individual referral to vocational training programs leveraging other dollars available.

**FUND/CASH BALANCE**

As of July 1, 2015, this fund had a negative fund balance of \$1,558 compared to the July 1, 2014 zero balance. This decrease is due to timing differences of cash reimbursements from the Community Services Agency.

As of July 1, 2015, this fund had a positive cash balance of \$14,194 compared to the July 1, 2014 positive balance of \$47,911. The decrease is due to more timely submission of invoices from contractors, thus allowing the department to pay timelier, reducing accounts payable balance and cash balance at July 1, 2015 versus July 1, 2014. The difference between the cash and fund balance is due to non-cash items listed on the balance sheet such as receivables and payables.

<b>Alliance Worknet - StanWORKs</b>					
<b>Classification</b>	<b>2013-2014 Actual</b>	<b>2014-2015 Actual</b>	<b>2015-2016 Adopted Proposed</b>	<b>2015-2016 Recommended Adjustments</b>	<b>2015-2016 Recommended Final Budget</b>
Taxes	\$0	\$0	\$0	\$0	\$0
Licenses, Permits, Franchises	\$0	\$0	\$0	\$0	\$0
Fines, Forfeitures, Penalties	\$0	\$0	\$0	\$0	\$0
Revenue from use of Assets	\$0	\$0	\$0	\$0	\$0
Intergovernmental Revenue	\$0	\$0	\$0	\$0	\$0
Charges for Service	\$6,671,979	\$8,447,745	\$10,721,742	\$0	\$10,721,742
Miscellaneous Revenue	(\$32,418)	\$0	\$0	\$0	\$0
Other Financing Sources	\$0	\$0	\$0	\$0	\$0
<b>Total Revenue</b>	<b>\$6,639,561</b>	<b>\$8,447,745</b>	<b>\$10,721,742</b>	<b>\$0</b>	<b>\$10,721,742</b>
Salaries and Benefits	\$4,518,137	\$5,474,870	\$8,315,163	\$0	\$8,315,163
Services and Supplies	\$1,872,810	\$2,108,148	\$2,171,455	\$0	\$2,171,455
Other Charges	\$248,614	\$288,811	\$235,124	\$0	\$235,124
Fixed Assets	\$0	\$0	\$0	\$0	\$0
Other Financing Uses	\$22,594	\$0	\$0	\$0	\$0
Equity	\$0	\$0	\$0	\$0	\$0
Intrafund	\$0	\$0	\$0	\$0	\$0
Contingencies	\$0	\$0	\$0	\$0	\$0
<b>Gross Costs</b>	<b>\$6,662,155</b>	<b>\$7,871,829</b>	<b>\$10,721,742</b>	<b>\$0</b>	<b>\$10,721,742</b>
Fund Balance	\$22,594	(\$575,916)	\$0	\$0	\$0
<b>Net County Cost</b>	<b>\$0</b>	<b>\$0</b>	<b>\$0</b>	<b>\$0</b>	<b>\$0</b>

\* Net county cost carryover savings included in the 2015-2016 Recommended Final Budget is \$0.

## **PROGRAM DISCUSSION**

At the requested level of funding, Alliance Worknet expects to provide Welfare to Work (WTW or StanWORKs) related services to more than 4,500 Stanislaus County residents. Alliance Worknet will offer various workforce development services to assist StanWORKs Job Readiness Program participants in gaining employment and moving toward self-sufficiency. Approximately 3,000 customers will participate in the Job Readiness classes which focus on job search assistance. Alliance Worknet will also place participants in paid and unpaid work experience assignments as part of the Community Service, Subsidized Employment (Sub-E) and Expanded Subsidized Employment (ESE) programs. The goal is to raise the number of paid work experience placements by about 40% to achieve a total average monthly enrollment of 350 participants between the two paid program components during program year 2015-2016. Total participation in all three program components should exceed 1,000 participants.

A key program objective for both the paid and unpaid components of the work experience program is to give WTW customers the opportunity to gain useful, marketable skills in public and private sector work experience assignments. In a third program initiative, Alliance Worknet will undertake to work with CSA to expand customer reengagement efforts with both internal and subcontract resources. Depending on the success of pilot projects to reengage WTW customers, additional funds may be available to Alliance Worknet to significantly increase reengagement efforts during the program year. Lastly, contracted Adult Basic Education (ABE) and General Educational Development (GED) services will allow approximately 500 StanWORKs participants to receive remedial education and high school equivalency test preparation services.

## **STAFFING IMPACTS**

### **Adopted Proposed Budget**

Total current authorized positions— 0

### **Final Budget**

Total current authorized positions— 0

## **BUDGET RECOMMENDATIONS**

### **Adopted Proposed Budget**

It is recommended that a budget of \$10,721,742 be approved for Alliance Worknet - StanWORKs. This budget is funded from \$10,721,742 in estimated department revenue.

Total recommended authorized positions— 0

### **Final Budget**

There are no recommended changes in funding to this budget.

Total recommended authorized positions— 0

**STANISLAUS COUNTY, CALIFORNIA**  
**Fiscal Year 2015-2016**



**FISCAL GENERAL SERVICES**  
**Promotion**

**CHIEF EXECUTIVE OFFICE—ECONOMIC DEVELOPMENT BANK**

Budget Unit 0105 0015291  
 General Fund

**SERVICES PROVIDED**

The Board of Supervisors established the Economic Development Bank in 2001 for the purpose of providing resources for economic development projects throughout Stanislaus County. It has been the Board of Supervisors' intent that these funds be used by the nine cities and unincorporated communities to leverage other funding sources when available.

<b>Chief Executive Office - Economic Development Bank</b>					
<b>Classification</b>	<b>2013-2014 Actual</b>	<b>2014-2015 Actual</b>	<b>2015-2016 Adopted Proposed</b>	<b>2015-2016 Recommended Adjustments</b>	<b>2015-2016 Recommended Final Budget</b>
Taxes	\$0	\$0	\$0	\$0	\$0
Licenses, Permits, Franchises	\$0	\$0	\$0	\$0	\$0
Fines, Forfeitures, Penalties	\$0	\$0	\$0	\$0	\$0
Revenue from use of Assets	\$37,252	\$25,987	\$0	\$0	\$0
Intergovernmental Revenue	\$0	\$0	\$0	\$0	\$0
Charges for Service	\$0	\$0	\$0	\$0	\$0
Miscellaneous Revenue	\$0	\$0	\$0	\$0	\$0
Other Financing Sources	\$0	\$0	\$0	\$0	\$0
<b>Total Revenue</b>	<b>\$37,252</b>	<b>\$25,987</b>	<b>\$0</b>	<b>\$0</b>	<b>\$0</b>
Salaries and Benefits	\$0	\$0	\$0	\$0	\$0
Services and Supplies	\$106,142	\$12,189	\$0	\$1,500,000	\$1,500,000
Other Charges	\$0	\$0	\$0	\$0	\$0
Fixed Assets	\$0	\$0	\$0	\$0	\$0
Other Financing Uses	\$6,087	\$0	\$0	\$0	\$0
Equity	\$0	\$0	\$0	\$0	\$0
Intrafund	\$0	\$0	\$0	\$0	\$0
Contingencies	\$0	\$0	\$0	\$0	\$0
<b>Gross Costs</b>	<b>\$112,229</b>	<b>\$12,189</b>	<b>\$0</b>	<b>\$1,500,000</b>	<b>\$1,500,000</b>
Fund Balance	\$0	\$0	\$0	\$0	\$0
<b>Net County Cost</b>	<b>\$74,977</b>	<b>(\$13,798)</b>	<b>\$0</b>	<b>\$1,500,000</b>	<b>\$1,500,000</b>

\*Net county cost carryover savings included in the 2015-2016 Recommended Final Budget is \$0.

**PROGRAM DISCUSSION**

The Economic Development Bank program earmarked \$1.5 million dollars annually for five years (Fiscal Year 2001-2002 – Fiscal Year 2005-2006) for economic development projects with strong job creation and retention emphasis. Over that five year period, appropriations were decreased three of those years (total appropriations \$6,211,950). An additional \$1.5 million was approved for Fiscal Year 2006-2007 as part of the annual budget approval process. For Fiscal Year 2007-2008 \$1.5 million was approved for the Economic Development Bank but redirected to establish the Community Development Fund under the existing program. Since that time, no additional funding has been approved for the Economic Development Bank as a result of the County's fiscal position. Additionally, as part of the budget balancing strategy for Fiscal Year 2009-2010, the Board released \$3 million dollars of Economic Development Bank fund balance to the General Fund during the Final Budget process.

To date, the Economic Development Bank has committed \$8,581,725 for 23 projects (6 previously funded economic development projects have withdrawn their proposals and others have used only those funds necessary for implementation) and associated administrative costs. Projects have varied from road infrastructure and water system improvements to business park development, renovation efforts, the Emergency Domestic Water Well Program and workforce development. An additional \$1,236,693 in grant funding was allocated for a variety of economic development projects. These grants occurred during the early life of the program and this component was ultimately removed in Fiscal Year 2005-2006.

On October 16, 2012, the Board of Supervisors authorized the Chief Executive Officer to formally suspend the Economic Development Bank until further notice due to current economic conditions. At that time, the Board of Supervisors authorized the Chief Executive Officer to establish a procedure for granting loan repayment modification terms for previously funded projects based on performance, and authorized the Chief Executive Officer or his designee to sign amendments to the executed funding agreements consistent with the newly established procedures. This strategy will allow the available balance to increase to a level where it can be more effectively used in the future, either for economic development projects or other purposes, as deemed by the Board.

As of July 1, 2015, it is estimated the uncommitted balance available in the Stanislaus County Economic Development Bank will be approximately \$2,125,000 and include loan repayments and accrued interest.

## **STAFFING IMPACTS**

### **Adopted Proposed Budget**

Total current authorized positions— 0

### **Final Budget**

Total current authorized positions— 0

## **BUDGET RECOMMENDATIONS**

### **Adopted Proposed Budget**

There is no Recommended Proposed Budget for the Chief Executive Office – Economic Development Bank for Fiscal Year 2015-2016.

Total recommended authorized positions— 0

### **Final Budget**

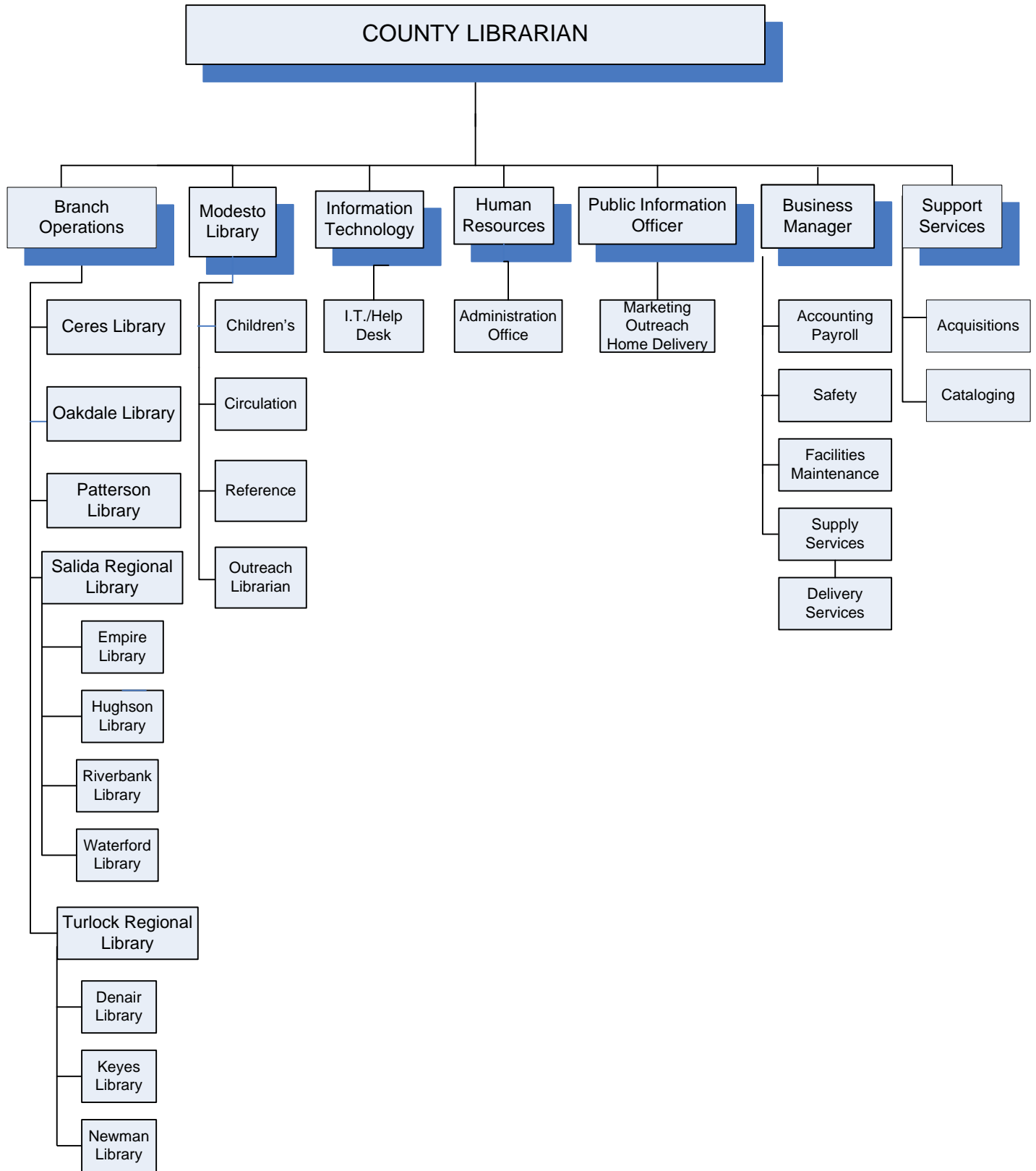
In August of 2014, the Board of Supervisors approved the commitment of \$200,000 of available Economic Development Bank funds for the use of the Domestic Well Recovery Loan Program. The loan program was developed in an attempt to bridge the current drought crisis and offer some near-term solutions to those most impacted and in financial need. As of August 2015, six individuals have completed the application process and \$98,797 has been loaned to address domestic dry wells. As part of Final Budget, it is recommended to commit an additional \$200,000 of Economic Development Bank funds towards this program. As of July 1, 2015, the uncommitted balance available in the Stanislaus County Economic Development Bank is \$2,296,912 and includes loan repayments and accrued interest. As part of Final Budget it is further recommended to increase appropriations in this budget by \$1,500,000 as a one-time recharge of the Community Development Fund.

The department requests for Final Budget are recommended in full. It is recommended that a budget of \$1,500,000 be approved for Chief Executive Office – Economic Development Bank. This budget is funded from a \$1,500,000 contribution from the General Fund.

Total recommended authorized positions— 0



# STANISLAUS COUNTY LIBRARY



Revised May 2015

**STANISLAUS COUNTY, CALIFORNIA  
Fiscal Year 2015-2016**



**FISCAL GENERAL SERVICES  
Library Services**

**LIBRARY  
Diane McDonnell, County Librarian**

<b>BUDGET AT A GLANCE</b>	
Gross Costs	\$11,267,516
Total Revenue	\$10,015,450
Fund Balance/Retained Earnings	\$760,256
<b>Net County Cost</b>	<b>\$491,810</b>
Total Recommended Staffing	73
% Funded by Local Discretionary Funds	4.4%

**MISSION STATEMENT**

The Library fosters the love of reading and opens the door to knowledge.

**ACCOMPLISHMENTS AND OBJECTIVES**

The Accomplishments of 2014-2015 and Objectives for the 2015-2016 Fiscal Year for the Library include:

<b>FISCAL YEAR 2014-2015 ACCOMPLISHMENTS</b>	<b>FISCAL YEAR 2015-2016 OBJECTIVES</b>
<ul style="list-style-type: none"> <li>◆ Transformed the Ceres Library into a new innovative service model. Customers can check out the latest current materials, attend a children’s program in the newly designed space, and use new technology in a welcoming and comfortable environment.</li> <li>◆ Trained and certified Salida Library staff and modified the work space so that passport application services can be provided at the Salida Library.</li> <li>◆ Enhanced the Library website to make it more user-friendly, dynamic and up-to-date. Department of Motor Vehicles (DMV) practice tests, Fun Science Facts and War Ink, an exhibit using veterans’ tattoos to share their stories, were added for educational and recreational value.</li> <li>◆ Expanded the library’s online electronic resources to include downloadable and streaming movies, music and television. Mango a language learning database, including English as a second language (ESL), has been added.</li> <li>◆ Completed the modernization of the Modesto Library’s three elevators.</li> <li>◆ Used one-time literacy grant funds to add new furnishings to the Modesto literacy and learning area.</li> </ul>	<ul style="list-style-type: none"> <li>◆ Add an enhanced security and inventory system for the library collection with a wireless Radio Frequency (RFID) data management system. RFID will also reduce materials handling time, improve ergonomic injuries caused by repetitive tasks, and improve customer service.</li> <li>◆ Deploy an outreach librarian to provide bilingual outreach and literacy services to youth throughout Stanislaus County.</li> <li>◆ Implement self-pay and self-checkouts, which will allow customers to pay fees and check out materials without having to wait for staff assistance.</li> <li>◆ Increase the number of library card holders. Customers will have the ability to apply for a library e-card online that can provide instant access to electronic resources through the Library’s website and mobile app. New technology will enable new library cards to be issued at outreach events.</li> <li>◆ Continue to enhance library technology services including 24/7 Wi-Fi access, online payment options, self-service printing, and library catalog enhancements to simplify finding materials.</li> <li>◆ Create a new seating area in the Modesto Library, where customers can read or work on their laptops in a quiet space.</li> </ul>

**STANISLAUS COUNTY, CALIFORNIA**  
**Fiscal Year 2015-2016**  
**FISCAL GENERAL SERVICES**  
**Library Services**



**LIBRARY**

Budget Unit 1651 0037000  
Special Revenue Fund

**SERVICES PROVIDED**

The Stanislaus County Free Library operates 13 branches for educational and recreational purposes. Customers have access to resources in the Library such as reference and reader's advisory assistance, literacy tutoring, a vast collection of print resources, knowledgeable staff ready to assist, passport services at Modesto and Salida Libraries, public computers, weekly story times at all branches, and adult, teen, and children's programming throughout the year.

Customers have 24/7 access using any web-enabled device to online resources including database and reference services, wireless internet (WiFi), a mobile app, language learning courses, and electronic resources including downloadable and streaming eBooks, audiobooks, magazines, newspapers, movies, music and television.

Literacy is an important focus of the Stanislaus County Library. Early literacy programs and resources at the library include story time, special performances, helpful children's staff, 1,000 Books Before Kindergarten and ABC Mouse. The Library plays an essential role in supporting early literacy development by targeting readers *before* they're readers, and helping children prepare for success in school. The Library also offers basic literacy services to adults, workforce readiness programs and home delivery services throughout Stanislaus County.

**FUND/CASH BALANCE**

As of July 1, 2015, this fund had a positive fund balance of \$10,188,898 compared to the July 1, 2014 positive balance of \$9,003,021. This increase is primarily due to savings in operating and fixed asset accounts for technology and deferred maintenance projects that were planned but not completed in Fiscal Year 2014-2015 because of limited staff resources, and an increase in sales tax revenues.

As of July 1, 2015, this fund had a positive cash balance of \$9,384,761 compared to the July 1, 2014 positive balance of \$7,926,524. The increase is due to operating savings and increased sales tax revenues. The difference between the cash and fund balance is an account receivable for sales tax revenues offset by outstanding payables.

<b>Library</b>					
<b>Classification</b>	<b>2013-2014 Actual</b>	<b>2014-2015 Actual</b>	<b>2015-2016 Adopted Proposed</b>	<b>2015-2016 Recommended Adjustments</b>	<b>2015-2016 Recommended Final Budget</b>
Taxes	\$9,140,466	\$9,073,939	\$9,420,500	\$0	\$9,420,500
Licenses, Permits, Franchises	\$0	\$0	\$0	\$0	\$0
Fines, Forfeitures, Penalties	\$0	\$0	\$0	\$0	\$0
Revenue from use of Assets	\$3,588	\$3,098	\$3,330	\$0	\$3,330
Intergovernmental Revenue	\$112,269	\$183,324	\$156,000	(\$6,450)	\$149,550
Charges for Service	\$388,981	\$410,461	\$344,420	\$0	\$344,420
Miscellaneous Revenue	\$108,413	\$96,188	\$94,650	\$3,000	\$97,650
Other Financing Sources	\$0	\$0	\$0	\$0	\$0
<b>Total Revenue</b>	<b>\$9,753,717</b>	<b>\$9,767,010</b>	<b>\$10,018,900</b>	<b>(\$3,450)</b>	<b>\$10,015,450</b>
Salaries and Benefits	\$5,845,949	\$5,921,583	\$6,383,717	\$54,650	\$6,438,367
Services and Supplies	\$1,912,610	\$2,249,232	\$3,060,611	\$298,540	\$3,359,151
Other Charges	\$622,676	\$687,957	\$781,248	\$0	\$781,248
Fixed Assets					
Buildings & Improvements	\$252,946	\$81,981	\$360,000	(\$116,250)	\$243,750
Equipment	\$22,595	\$132,189	\$451,000	(\$6,000)	\$445,000
Other Financing Uses	\$147,340	\$0	\$0	\$0	\$0
Equity	\$0	\$0	\$0	\$0	\$0
Intrafund	\$0	\$0	\$0	\$0	\$0
Contingencies	\$0	\$0	\$0	\$0	\$0
<b>Gross Costs</b>	<b>\$8,804,116</b>	<b>\$9,072,942</b>	<b>\$11,036,576</b>	<b>\$230,940</b>	<b>\$11,267,516</b>
<b>Fund Balance</b>	<b>(\$1,441,411)</b>	<b>(\$1,185,878)</b>	<b>\$525,866</b>	<b>\$234,390</b>	<b>\$760,256</b>
<b>Net County Cost</b>	<b>\$491,810</b>	<b>\$491,810</b>	<b>\$491,810</b>	<b>\$0</b>	<b>\$491,810</b>

\*Net county cost carryover savings included in the 2015-2016 Recommended Final Budget is \$0.

## PROGRAM DISCUSSION

At the proposed level of funding, the Department can continue to provide the current level of services to the public. All 13 library branches will maintain a combined 474 hours open to the public each week.

The Department is requesting a Fiscal Year 2015-2016 Proposed Budget of \$11,036,576. The 9% increase over the Fiscal Year 2014-2015 Adopted Final Budget is primarily due to increases in salaries for negotiated salary restorations and a request to restore a Librarian II position; additional materials and electronic resources for the book budget to better meet customer needs and preferences; deferred maintenance projects; and a new Library capital improvement project. The Restored Librarian II position will be for the Modesto Library Reference department. The Librarian II position will offer more flexibility in the duties performed and enhance efficiencies within the Modesto Library.

The Department continues to seek ways to use new technology to deliver better customer services with more self-service options for customers, and operational efficiencies for staff. Library services extend beyond the walls of library buildings with expanded online resources. Customers have 24/7 access using any web-enabled device to digital resources including eBooks, eMagazines, eNewspapers, databases, language instruction with Mango Languages, and downloadable and streaming audiobooks, movies and music.

A new outreach component has been added to provide bilingual services to youth and families. The Outreach Librarian will visit schools and communities throughout Stanislaus County to provide education and information on ways the library can help youth learn, read and succeed. This position will provide outreach services in support of the new Women, Infants and Children (WIC) pop-up library, which is funded by the Library Services and Technology Act (LSTA) grant.

Fixed Assets includes funds for several large deferred maintenance projects, computer storage equipment and a new Library capital improvement project, Radio Frequency (RFID) Data Management System. The Department has requested a dedicated General Services Agency Maintenance Worker II to help facilitate the completion of the budgeted deferred maintenance projects, including several unfinished prior year projects being rolled forward and included in the Fiscal Year 2015-2016 Proposed Budget.

Total estimated revenue for the Fiscal Year 2015-2016 Proposed Budget is \$10,018,900. The 10% increase over Fiscal Year 2014-2015 Adopted Final Budget is mainly due to the projected increase in sales tax revenues. Stanislaus County values its libraries. Voters overwhelmingly approved the 2012 ballot measure to renew the 1/8 cent sales tax for a five year period through June 30, 2018. Sales tax revenues have been projected to continue growing through Fiscal Year 2015-2016.

State literacy funds are estimated to return to the \$112,000 base level with no additional one-time funding included in the Governor's 2015-2016 Proposed Budget. Federal funding in the amount of \$44,000 has been added to fund a recently awarded LSTA grant and several mini-grants. This funding is exclusively for libraries and is administered by the California State Library. A request for appropriations in the same amount has also been included.

Certain local revenues are estimated to decrease. This includes the projected amount of book sales, and service fines and fees to be collected. The number of customers using electronic resources continues to grow significantly. Electronic resources offer convenient access with built in expiration dates, or no expiration date, and customers checking out these materials no longer have to be concerned about paying late fees or lost material fees. Donations are estimated to increase slightly due to the Friends of the Library and the Library Foundation's continued generous support of the Summer Reading Program and augmentations to other programming at each of the 13 library branches.

The County contribution remains at \$491,810.

The requested departmental fund balance will fund the new Library capital improvement project, Radio Frequency (RFID) Data Management System and several deferred maintenance projects rolled forward from the prior year.

## **STAFFING IMPACTS**

### **Adopted Proposed Budget**

The Department is requesting to restore one unfunded Librarian II position for the Modesto Library Reference department. This position will provide more flexibility in the range of duties performed, supporting enhanced efficiencies in Modesto Library operations. This position will be funded with savings from not filling behind the retiring Library Assistant II position, and increased sales tax revenues.

Total current authorized positions— 72

### **Final Budget**

The Department is requesting to reclassify upward 18 Administrative Clerk I positions to block-budgeted Library Assistant II positions. The Administrative Clerks are the first point of contact and are relied upon to assist customers with library resources. The current classification restricts their ability to provide a broader range of services such as programming and outreach activities. Reclassifying the positions will improve customer service by eliminating the need to refer the customer to other staff and improve efficiency. A study has been completed and determined the Library Assistant II position is needed to provide a consistent level of customer service to the public.

As part of the 2014-2015 Mid-Year Budget, it was recommended to study a reclassification request of an Application Specialist II position at the Library. The study has been completed in collaboration with the County's IT Department, Strategic Business Technology. This position has assumed the task of providing the backup support to critical systems including the network infrastructure to ensure that operations continue to run smoothly. This position will also focus on the design and implementation of several Information Technology (IT) projects and resources for the Library. This will allow the higher level IT position in the unit to focus on other critical tasks. The duties and responsibilities of this position are more in line with an Application Specialist III.

Total current authorized positions— 73

## **BUDGET RECOMMENDATIONS**

### **Adopted Proposed Budget**

It is recommended that a budget of \$11,036,576 be approved for the Library. This budget is funded by \$10,018,900 in estimated department revenue, \$525,866 in departmental fund balance, and a contribution of \$491,810 from the General Fund.

It is also recommended to restore one unfunded Librarian II position.

Total recommended authorized positions— 73

### **Final Budget**

The Department is requesting a \$230,940 increase in appropriations and a \$3,450 decrease in estimated revenue resulting in the use of \$234,390 in departmental fund balance. Included in this request is the transfer of \$122,250 in Fixed Assets to Services & Supplies. The net increase in appropriations is to fund 330 virtual desk tops along with the training and services needed to implement the virtual desktop model; ergonomic equipment to mitigate and prevent staff repetitive motion injuries; and seating to transform the Turlock Library patio areas into useable public space to enhance customer service. Additionally, there is a \$54,650 increase in Salaries & Benefits to fund the new mandated part time staff sick leave policy and other slight increases in retirement, salaries and benefits. The Proposed Budget included appropriations in Fixed Assets for various deferred maintenance projects. However, several of the Library's deferred maintenance projects were included in the General Services Agency's Deferred Maintenance Plan for Fiscal Year 2015-2016 and Budget Year 2016-2017. Due to this, the Library must only fund 20% of the project cost instead of 100%, resulting in the appropriations transfer out of Fixed Assets.

The department requests for Final Budget are recommended in full. It is recommended that a budget of \$11,267,516 be approved for the Library. This budget is funded by \$10,015,450 in estimated department revenue, \$760,256 in departmental fund balance, and a contribution of \$491,810 from the General Fund.

It is recommended to reclassify upward one Application Specialist II position to an Application Specialist III and 18 Administrative Clerk I positions to block-budgeted Library Assistant II positions.

Total recommended authorized positions—73



# **A Strong Agricultural Economy/Heritage**

Agricultural Commissioner  
Cooperative Extension

## A Strong Agricultural Economy/Heritage

Recognizing the vital role that agriculture plays in the community, the Stanislaus County Board of Supervisors adopted this priority to support the County's strong agriculture economy and heritage. Agriculture is the County's number one industry, generating close to \$3.7 billion a year.



Farmland conversion, air pollution, soil salinity and drainage, and agricultural water supply and water quality are major issues to be addressed if Stanislaus County is to remain an important and vital agriculture area. Equally important is the preservation of the unique agriculture heritage.

- ◆ The Agricultural Commissioner's Office supports and protects the well being of agriculture and the community through the oversight of pesticide application, storage of agricultural products, certification of exports, prevention of the entry and spread of harmful insects, weeds, and plant diseases and the certification of agricultural product quality; and
- ◆ The University of California Cooperative Extension conducts research and educational programs tailored to the needs of Stanislaus County and provides oversight of 4H youth development programs. These programs are critical to preserving and protecting agriculture in the community and supporting the growth of the agriculture industry of tomorrow.

### **FISCAL YEAR 2015-2016 ISSUES**

The 2015-2016 Final Budget recommends \$6,087,607 in appropriations for this priority area. These expenditures are funded by a combination of \$3,391,898 in department revenue, \$2,679,470 in General Fund contribution and \$16,239 in fund balance.

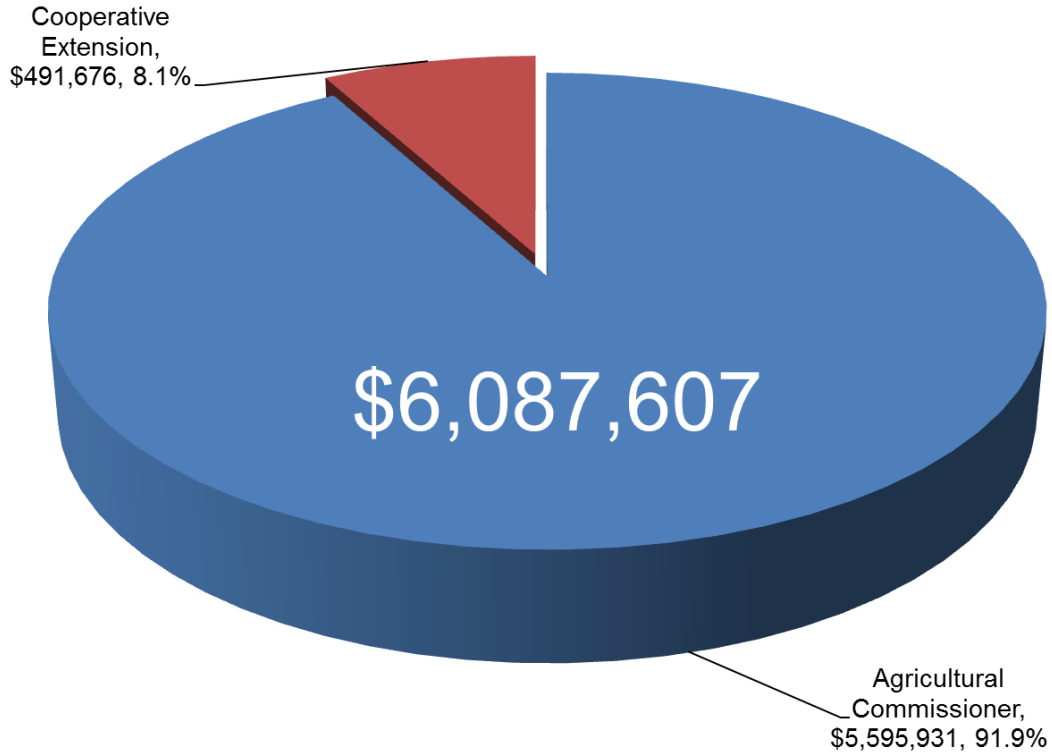
The Agricultural Commissioner will be able to maintain the current level of service provided to the community through the use of a portion of the Net County Cost savings from prior years, and the use of increased State funding to protect the County's valuable agricultural resources. This is primarily funded through increased State contracts and mill tax reimbursement revenue. The additional state contract funding will extend the trapping season for Asian Citrus Psyllid, a small insect that feeds on the leaves and stems of citrus trees, in Stanislaus County.



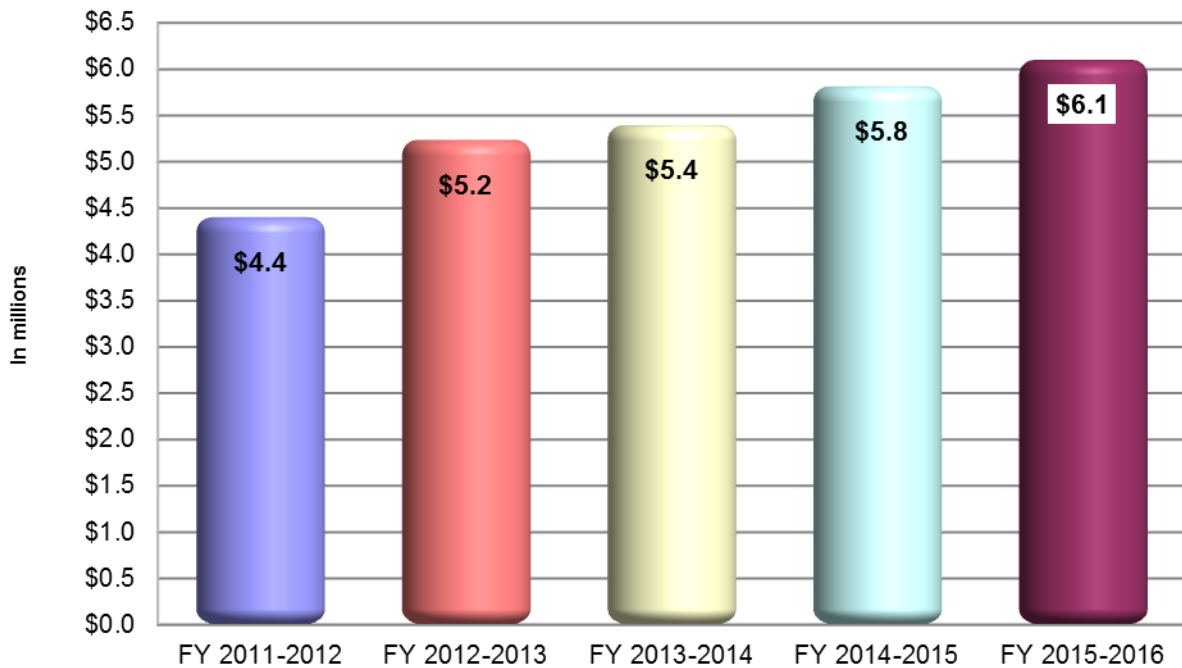
The University of California (UC) Cooperative Stanislaus County provides funding for the Department's operational expenses, including the facilities that house UC Cooperative Extension, vehicles and support staff that work with the UC Cooperative Extension advisors and paraprofessionals in program delivery. Included in the Proposed Budget is a recommendation to fund \$15,500 in extra help expenses for needed clerical support for UC Cooperative Extension advisors.



## A Strong Agricultural Economy/Heritage Recommended Appropriations Fiscal Year 2015-2016



### Five Year Comparison of Appropriations

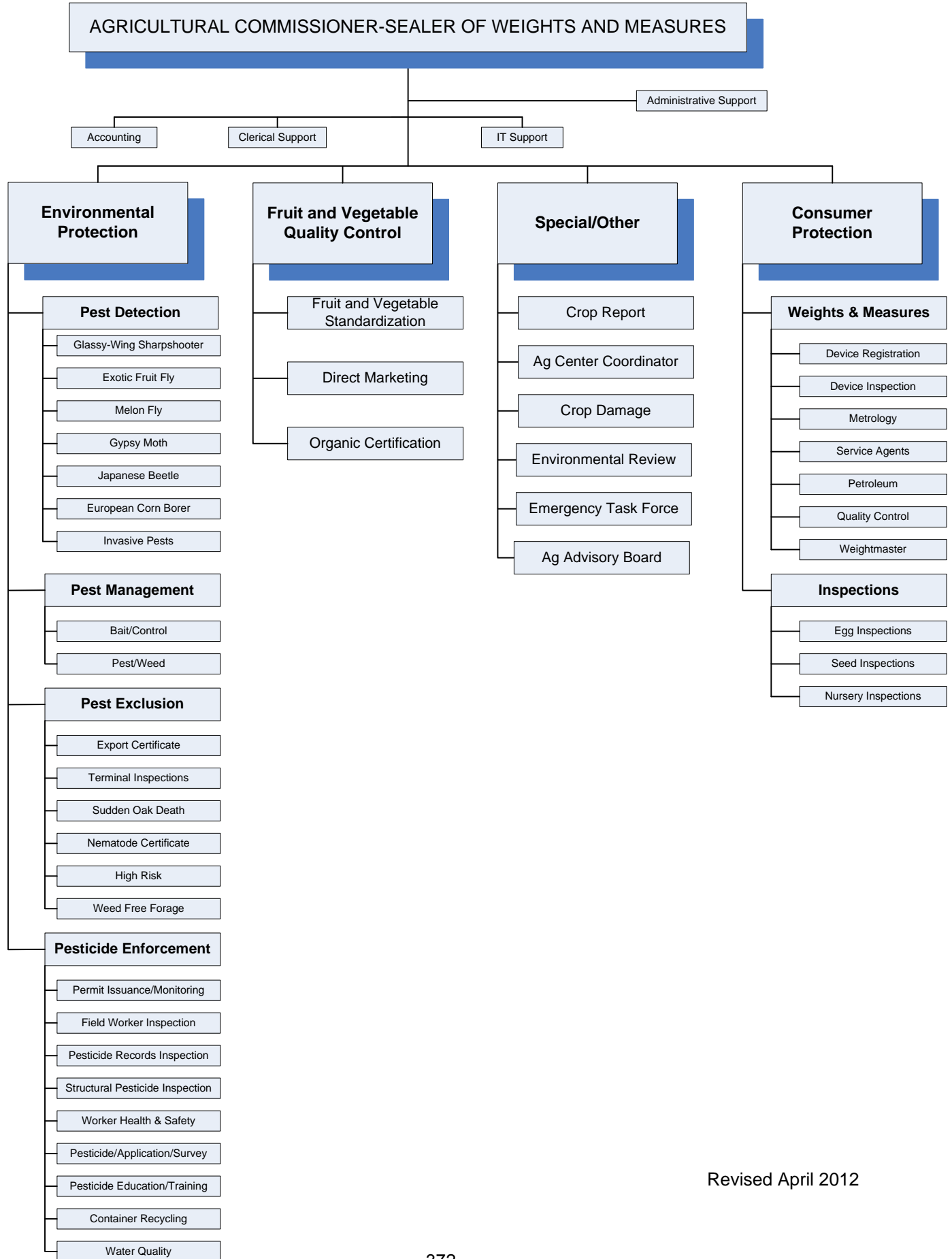




# A Strong Agricultural Economy/Heritage

<b>PAGE</b>				<b>Recommended 2015-2016</b>
<b>AGRICULTURAL COMMISSIONER</b>				<b>\$5,595,931</b>
	<b>Fund</b>	<b>Org</b>		
374	0100	0010100	Agricultural Commissioner	\$5,595,931
<b>COOPERATIVE EXTENSION</b>				<b>\$491,676</b>
	<b>Fund</b>	<b>Org</b>		
381	0100	0021100	Cooperative Extension	\$475,437
384	1766	0021401	Farm and Home Advisors Research Trust	\$16,239
<b>TOTAL</b>				<b>\$6,087,607</b>

# STANISLAUS COUNTY AGRICULTURAL COMMISSIONER



Revised April 2012

**STANISLAUS COUNTY, CALIFORNIA**  
**Fiscal Year 2015-2016**  
**PUBLIC RESOURCES**  
**Protection Inspection**



**AGRICULTURAL  
 COMMISSIONER**  
**Milton O’Haire, Agricultural  
 Commissioner  
 and Sealer of Weights and  
 Measures**

**BUDGET AT A GLANCE**

Gross Costs	\$5,595,931
Total Revenue	\$3,388,023
Fund Balance/Retained Earnings	\$0
<b>Net County Cost</b>	<b>\$2,207,908</b>
Total Recommended Staffing	37
% Funded by Local Discretionary Funds	39.5%

**MISSION STATEMENT**

The mission of the Agricultural Commissioner’s Office is to “Support and Protect the Well-being of Agriculture, Business and the Community.”

**ACCOMPLISHMENTS AND OBJECTIVES**

The Accomplishments of 2014-2015 and Objectives for the 2015-2016 Fiscal Year for the Agricultural Commissioner include:

FISCAL YEAR 2014-2015 ACCOMPLISHMENTS	FISCAL YEAR 2015-2016 OBJECTIVES
<ul style="list-style-type: none"> <li>◆ Working through the California Department of Pesticide Regulations, the Department obtained a grant from the United States Environmental Protection Agency for a pesticide disposal event. Using the grant, the Department conducted Stanislaus County’s first ever agricultural pesticide disposal event which resulted in 36,946 pounds of agricultural pesticides being collected for disposal.</li> <li>◆ The Department implemented the Purchase and Sale of Walnuts ordinance, distributing proof of ownership certificates to 77 walnut tree owners in Stanislaus County</li> <li>◆ Completed the roll out of the egg inspection software, developed by Stanislaus County, to all counties in the State that conduct egg inspections.</li> </ul>	<ul style="list-style-type: none"> <li>◆ Working through the newly acquired Software Developer II position, design and implement two to four new software programs to enhance Department productivity.</li> <li>◆ Install a vehicle scale to be used to perform the required certifications of the Department’s heavy capacity weight truck.</li> <li>◆ Partner with the Sheriff’s Department to further enhance the enforcement of the Purchase and Sale of Walnuts ordinance</li> <li>◆ In cooperation with the Chief Executive Office, begin the process of upgrading the Harvest Hall meeting facility.</li> </ul>

**STANISLAUS COUNTY, CALIFORNIA**

**Fiscal Year 2015-2016**

**PUBLIC RESOURCES**

**Protection Inspection**



**AGRICULTURAL COMMISSIONER**

Budget Unit 0100 0010100

General Fund

**SERVICES PROVIDED**

The Agricultural Commissioner’s Office oversees the use of pesticides applied in the production and storage of agricultural crops as well as performs inspections to ensure that equity prevails in the marketplace. Services include: plant product export certification for shippers, preventing the introduction or spread of harmful insects, weeds, plant diseases and other pests; conducting surveys for infestations of pests and carrying out pest eradication programs; ensuring that quality and/or labeling requirements are met for fruits and vegetables, eggs, nursery stock, petroleum products and packaged goods; monitoring the accuracy of advertised pricing at the retail level; and testing the accuracy of weighing and measuring devices used in commercial trade.

<b>Agricultural Commissioner</b>					
<b>Classification</b>	<b>2013-2014 Actual</b>	<b>2014-2015 Actual</b>	<b>2015-2016 Adopted Proposed</b>	<b>2015-2016 Recommended Adjustments</b>	<b>2015-2016 Recommended Final Budget</b>
Taxes	\$0	\$0	\$0	\$0	\$0
Licenses, Permits, Franchises	\$439,632	\$427,417	\$427,500	\$0	\$427,500
Fines, Forfeitures, Penalties	\$0	\$0	\$0	\$0	\$0
Revenue from use of Assets	\$7,663	\$10,221	\$6,000	\$0	\$6,000
Intergovernmental Revenue	\$2,057,846	\$2,340,545	\$2,228,323	\$0	\$2,228,323
Charges for Service	\$750,393	\$754,099	\$719,000	\$7,200	\$726,200
Miscellaneous Revenue	\$0	\$1,520	\$0	\$0	\$0
Other Financing Sources	\$0	\$1,280	\$0	\$0	\$0
<b>Total Revenue</b>	<b>\$3,255,534</b>	<b>\$3,535,082</b>	<b>\$3,380,823</b>	<b>\$7,200</b>	<b>\$3,388,023</b>
Salaries and Benefits	\$3,181,348	\$3,370,278	\$3,365,217	\$1,307,673	\$4,672,890
Services and Supplies	\$289,049	\$407,111	\$317,857	\$0	\$317,857
Other Charges	\$360,350	\$395,478	\$410,849	\$0	\$410,849
Fixed Assets					
Buildings & Improvements	\$0	\$0	\$50,000	\$0	\$50,000
Equipment	\$0	\$54,547	\$71,000	\$0	\$71,000
Other Financing Uses	\$91,471	\$0	\$0	\$0	\$0
Equity	\$0	\$0	\$0	\$0	\$0
Intrafund	\$89,102	\$78,874	\$73,335	\$0	\$73,335
Contingencies	\$0	\$0	\$0	\$0	\$0
<b>Gross Costs</b>	<b>\$4,011,320</b>	<b>\$4,306,288</b>	<b>\$4,288,258</b>	<b>\$1,307,673</b>	<b>\$5,595,931</b>
<b>Fund Balance</b>	<b>\$0</b>	<b>\$0</b>	<b>\$0</b>	<b>\$0</b>	<b>\$0</b>
<b>Net County Cost</b>	<b>\$755,786</b>	<b>\$771,206</b>	<b>\$907,435</b>	<b>\$1,300,473</b>	<b>\$2,207,908</b>

\*Net county cost carryover savings included in the 2015-2016 Recommended Final Budget is \$1,300,473.

**PROGRAM DISCUSSION**

At the proposed level of funding, the Department can maintain the core programs in its mission to support and protect the well-being of Agriculture, Business, and the Community. These are considered to be core programs because they affect a large number of people and/or large geographic areas and have great economic impact potential. These programs provide benefits and protection to the general public, industry and to the environment.

These programs include:

Issuing Phytosanitary Certificates – The Department, working under the auspices of the United States Department of Food and Agriculture, inspects product destined for export to ensure that it meets all of the requirements of the country of destination. If all requirements are met, a Phytosanitary Certificate is issued which allows the product to reach its final destination. No raw agricultural product may be exported without these inspections taking place. The Department anticipates performing 8,700 Phytosanitary inspections in 2015-2016.

Pest Detection Trapping – Working with a staff of 18 extra-help Trappers, the Department places insect traps throughout the county to establish a first line of defense against harmful exotic pests. Early detection and any subsequent eradication efforts are essential in keeping open the export paths which our agricultural producers rely on. The Phytosanitary Certificates issued by the Department are often predicated on the “Free From” status that is established through the Pest Detection trapping program. The Department will deploy and monitor 5,070 traps in 2015-2016.

Pesticide Use Enforcement - The Department, working in conjunction with the California Department of Pesticide Regulation, monitors the purchase, storage and use of pesticides in the county to ensure adherence to label requirements and to enforce laws and regulations concerning worker safety and the environment. As part of this effort, the Department will annually review and issue over 1800 permits for the use of restricted materials and will conduct 850 inspections concerning field workers, records, pesticide applications, and fumigations. In addition, the Department will annually conduct approximately 75 investigations of agricultural, industrial, institutional, and residential pesticide incidences.

Pest Exclusion – The Department will invest approximately 1700 hours in the Pest Exclusion program to protect agriculture from exotic pests. Inspection of incoming shipments at UPS and Fed Ex as well as the garden centers of retail businesses is combined with inspections of local nurseries as part of the effort to prevent harmful pests from gaining a foothold in local agriculture. Inspections of incoming beehives for hitchhiking pests during the spring pollination season also play an important role in this effort.

Weights and Measures – To ensure “Equity in the Marketplace”, The Department annually inspects approximately 9,000 devices for accuracy. These devices include gas pumps, taximeters, vehicle scales, livestock scales, jewelry scales, Liquefied Petroleum Gas meters, and scales in the checkout lane of the grocery store. The Department also responds to concerns from the public on such issues as fuel quality and pricing accuracy.

Standardization, Quality and Food Safety - The Department provides inspection services for industry at the production and retail level to assure that fruits and vegetables meet quality standards. The Department also provides these inspection services to the egg industry to ensure that the eggs being sold meet both quality and food safety requirements. The Department also inspects and issues certification to the producers who supply product to the County’s farmers markets.

An increase in estimated revenue of \$170,766 is projected for Fiscal Year 2015-2016. This is primarily due to increases in two areas; an \$80,000 increase in the funds the Department receives from the California Department of Pesticide Regulations for pesticide mill tax and a \$114,000 increase in the Asian Citrus Psyllid trapping contract. Due to the detection of Asian Citrus Psyllid in San Joaquin County, the California Department of Food and Agriculture extended the trapping season for Asian Citrus Psyllid in Stanislaus County and increased the trapping contract to cover the additional work.

The Agricultural Commissioner has a total fleet of 41 vehicles; of those 13 meet the minimum age and mileage requirements to be considered for replacement under the Fleet Services Policy. In cooperation with the General Services Agency Fleet Services, the Department is requesting to replace three vehicles identified for replacement consideration in Fiscal Year 2015-2016. These vehicles are used by Inspectors to support the functions of providing plant product export certification for shippers and overseeing the use of pesticides applied in production and storage of agricultural crops. These vehicles will be replaced with similar vehicles and options that are necessary for the environment in which the vehicles operate. The cost of the vehicles is estimated to total \$71,000 and will be funded with the use of net county cost savings. The Department is budgeting \$50,000 to install a 35 foot vehicle scale at the Public Works service yard in Patterson. This scale will allow The Department to certify the weight of

the heavy capacity weight truck “in house” as opposed to relying on using an industry owned scale to conduct the certification.

Departments that achieved savings in appropriations have been able to carry forward 100% of their unused net county cost savings from prior fiscal years. In Fiscal Year 2015-2016, the Agricultural Commissioner is budgeting to use \$245,863 of prior year savings to replace the service vehicles, install the scale, and cover \$124,863 of Salaries and Employee Benefits. In future Budget Years, the Agricultural Commissioner plans to use the balance of the prior fiscal year savings to meet anticipated increases in salaries, health insurance and retirement costs as well as replacement of vehicles and improving customer access to services.

## **STAFFING IMPACTS**

### **Adopted Proposed Budget**

There are no requested changes to the current level of staffing.

Total current authorized positions— 36

### **Final Budget**

The Department is requesting to restore one unfunded Agricultural/Weights and Measures Inspector III position to effectively serve the agricultural community with the increased workload. The Agricultural Commissioner recently received a new contract from the California Department of Food and Agriculture (CDFA) to conduct additional inspections of certified farmer’s markets and the production sites of the growers who participate in these markets. In addition, the number of inspections the Department conducts for the shell egg program more than doubled in the last year with the addition of retail inspections to the cooperative agreement with CDFA.

The Department is also requesting a classification study to be conducted for one Agricultural Assistant II position to ensure the position is placed into the correct classification.

Total current authorized positions— 36

## **BUDGET RECOMMENDATIONS**

### **Adopted Proposed Budget**

It is recommended that a budget of \$4,288,258 be approved for the Agricultural Commissioner. This budget is funded from \$3,380,823 in estimated department revenue and a \$907,435 contribution from the General Fund. The department anticipates the need of approximately \$245,863 of prior year General Fund net county cost savings to fully fund the projected 2015-2016 budget. The total General Fund net county cost savings will be included in the Final Budget.

There are no recommended changes to the current level of staffing.

Total recommended authorized positions— 36

### **Final Budget**

Departments that achieved savings in appropriations are able to carry forward 100% of their unused net county cost savings from prior fiscal years and 75% of their 2014-2015 net county cost savings. The Agricultural Commissioner is requesting an increase in appropriations of \$1,300,473 to reflect the carry forward of net county cost savings earned in prior fiscal years. The Department is planning the use of \$300,863 to replace three vehicles (estimated total of \$71,000), install a 35 foot vehicle scale (estimated at \$50,000), to restore an unfunded Agricultural/Weights & Measures Inspector (estimated at \$55,000) and cover \$124,863 of employee Salaries and Benefits costs.

The Department is requesting an increase in estimated revenue and appropriations in the amount of \$7,200 due to an agreement with the California Department of Food and Agriculture for additional



inspections of certified farmer's markets and the production sites of the growers who participate in these markets.

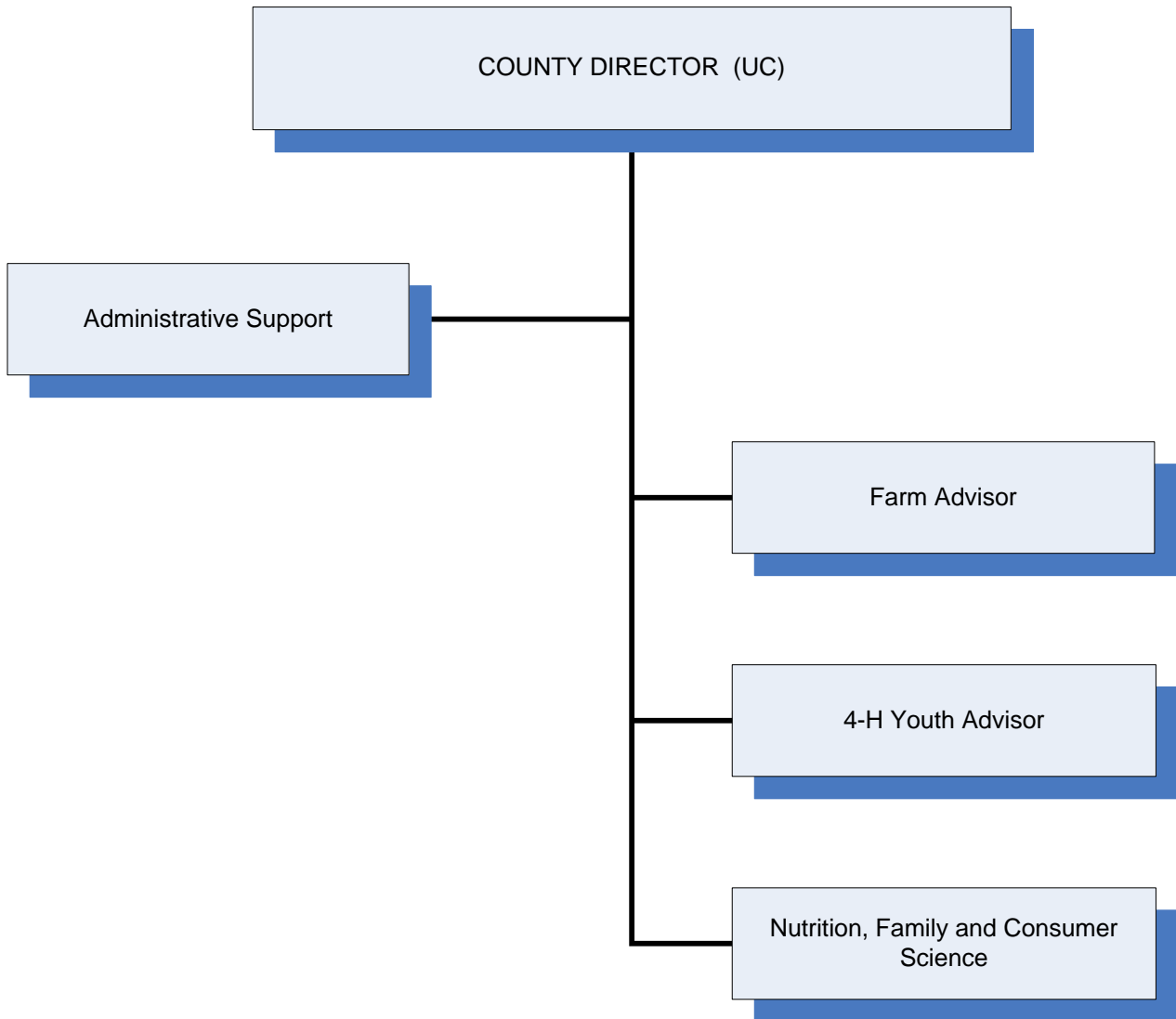
The department requests for Final Budget are recommended in full. It is recommended that a budget of \$5,595,931 be approved for the Agricultural Commissioner. This budget is funded from \$3,388,023 in estimated department revenue and a \$2,207,908 contribution from the General Fund.

It is recommended to restore one unfunded Agricultural/Weights and Measures Inspector III position and study one Agricultural Assistant II position.

Total recommended authorized positions— 37

# STANISLAUS COUNTY COOPERATIVE EXTENSION

---



Revised April 2006



**PUBLIC RESOURCES**  
**Agricultural Education**

**UNIVERSITY OF CALIFORNIA**  
**COOPERATIVE EXTENSION**  
**Theresa Spezzano, UC**  
**Cooperative**  
**Extension County Director**

<b>BUDGET AT A GLANCE</b>	
Gross Costs	\$491,676
Total Revenue	\$3,875
Fund Balance/Retained Earnings	\$16,239
<b>Net County Cost</b>	<b>\$471,562</b>
Total Recommended Staffing	4
% Funded by Local Discretionary Funds	95.9%

**MISSION STATEMENT**

To develop and deliver research-based information to the people of Stanislaus County in the areas of agriculture and natural resources, 4-H youth development, and family and consumer sciences which supports the continued economic viability of the agricultural industry, a safe and reliable food supply, clean air and water and healthy communities.

**ACCOMPLISHMENTS AND OBJECTIVES**

University of California (UC) Cooperative Extension will continue to focus on identifying current or new unsolved agriculture industry problems, as well as research and education programs that emphasize economic and environmental improvement. These priorities are important in UC Cooperative Extension programs that seek to ensure the viability and sustainability of the County's agriculture as well as improve the health and welfare of its residents.

The Accomplishments of 2014-2015 and Objectives for the 2015-2016 Fiscal Year for the University of California Cooperative Extension include:

<b>FISCAL YEAR 2014-2015 ACCOMPLISHMENTS</b>	<b>FISCAL YEAR 2015-2016 OBJECTIVES</b>
<ul style="list-style-type: none"> <li>◆ Initiated/maintained nine important fruit and nut tree research and education projects and acquired sufficient external funding to hire two part-time research assistants. Stanislaus County research on almond rootstock, varieties and orchard design is transforming the almond industry.</li> <li>◆ Organized thirteen formal educational events, including the North San Joaquin Valley Almond educational course, which is the best attended University of California almond event in the state.</li> <li>◆ Determined baseline data for silage and feeding management on dairies.</li> <li>◆ Hosted the California Rangeland Conservation Coalition Annual Summit; the focus was on the preservation of rangelands.</li> </ul>	<ul style="list-style-type: none"> <li>◆ Initiate a project cooperating with U.C. Davis researchers, local irrigation districts and growers to evaluate refilling the local aquifer by winter-time flooding of indigenous orchards.</li> <li>◆ Improve silage management practices on dairies; create a tool to aid producers in their decision-making.</li> <li>◆ Determine best use of water on forage crops in terms of energy yield for milk production.</li> <li>◆ Complete Pasture Pork Resource Guide to help producers in the area protect natural resources and diversify their operations.</li> <li>◆ Develop 4-H Youth Development programs and curriculums focused specifically on water literacy to prepare young residents for the challenges</li> </ul>

FISCAL YEAR 2014-2015 ACCOMPLISHMENTS	FISCAL YEAR 2015-2016 OBJECTIVES
<ul style="list-style-type: none"> <li>◆ Utilized cutting edge youth development research and various delivery modes, offering the youth of Stanislaus County opportunities and experiences that will support their growth as contributing citizens.</li> </ul>	<p>created by the drought.</p>

**BUDGETS WITHIN THE UNIVERSITY OF CALIFORNIA COOPERATIVE EXTENSION INCLUDE:**

- ◆ University of California Cooperative Extension
- ◆ UC Cooperative Extension Farm and Home Advisors Research Trust

**STANISLAUS COUNTY, CALIFORNIA**

**Fiscal Year 2015-2016**

**PUBLIC RESOURCES**

**Agricultural Education**



**UNIVERSITY OF CALIFORNIA COOPERATIVE EXTENSION**

Budget Unit 0100 0021100

General Fund

**SERVICES PROVIDED**

The University of California (UC) Cooperative Extension in Stanislaus County is part of a statewide system of off-campus education, based on a three-way partnership among the County Board of Supervisors, the University of California and the United States Department of Agriculture. UC Cooperative Extension brings the resources of the University of California to Stanislaus County residents, and conducts applied research and education programs tailored to their needs. Programs are conducted in the areas of agriculture and natural resources, 4-H youth development and family and consumer sciences. Most of the agricultural research is conducted in local field trials with local producers and growers. The information is delivered to clientele via classroom and in-field workshops, seminars, web sites, publications, telephone calls, office visits, on-farm consultations, email, television and radio programs, newsletters and articles written for newspapers and magazines.

The University of California provides funding for sixteen UC Cooperative Extension employees (eight advisors and eight paraprofessionals) conducting programs in the Stanislaus County UC Cooperative Extension Office. Six advisors are responsible for programs in Agriculture and Natural Resources, and two advisors and six paraprofessionals conduct programs in the human resources area (4-H Youth Development and Nutrition, Family and Consumer Sciences). The advisors support all of their own applied research and educational projects with extramural funds provided by a variety of grants from public agencies, grower associations, foundations, and private donors. Grant funds are used to hire research assistants and to purchase computers, lab supplies, field supplies, specialized equipment, and other items critical to conducting research. Stanislaus County provides funding for the Department's operational expenses, including the facilities that house UC Cooperative Extension, vehicles and support staff that work with the UC Cooperative Extension advisors and paraprofessionals in program delivery.

<b>Cooperative Extension</b>					
<b>Classification</b>	<b>2013-2014 Actual</b>	<b>2014-2015 Actual</b>	<b>2015-2016 Adopted Proposed</b>	<b>2015-2016 Recommended Adjustments</b>	<b>2015-2016 Recommended Final Budget</b>
Taxes	\$0	\$0	\$0	\$0	\$0
Licenses, Permits, Franchises	\$0	\$0	\$0	\$0	\$0
Fines, Forfeitures, Penalties	\$0	\$0	\$0	\$0	\$0
Revenue from use of Assets	\$750	\$0	\$0	\$0	\$0
Intergovernmental Revenue	\$0	\$0	\$0	\$0	\$0
Charges for Service	\$4,889	\$1,880	\$1,575	\$0	\$1,575
Miscellaneous Revenue	\$3,775	\$3,252	\$2,300	\$0	\$2,300
Other Financing Sources	\$0	\$0	\$0	\$0	\$0
<b>Total Revenue</b>	<b>\$9,414</b>	<b>\$5,132</b>	<b>\$3,875</b>	<b>\$0</b>	<b>\$3,875</b>
Salaries and Benefits	\$238,918	\$279,179	\$331,308	\$0	\$331,308
Services and Supplies	\$10,425	\$18,802	\$20,810	\$0	\$20,810
Other Charges	\$110,918	\$116,648	\$123,319	\$0	\$123,319
Fixed Assets					
Equipment	\$0	\$20,911	\$0	\$0	\$0
Other Financing Uses	\$6,588	\$0	\$0	\$0	\$0
Equity	\$0	\$0	\$0	\$0	\$0
Intrafund	\$45	\$50	\$0	\$0	\$0
Contingencies	\$0	\$0	\$0	\$0	\$0
<b>Gross Costs</b>	<b>\$366,894</b>	<b>\$435,590</b>	<b>\$475,437</b>	<b>\$0</b>	<b>\$475,437</b>
Fund Balance	\$0	\$0	\$0	\$0	\$0
<b>Net County Cost</b>	<b>\$357,480</b>	<b>\$430,458</b>	<b>\$471,562</b>	<b>\$0</b>	<b>\$471,562</b>

\*Net county cost carryover savings included in the 2015-2016 Recommended Final Budget is \$0.

## PROGRAM DISCUSSION

At the proposed level of funding, the Department can maintain a consistent level of service in Fiscal Year 2015-2016. The Department, in partnership with the University of California, will continue to search out practical, researched-based solutions to local industry problems. Customer demands for Cooperative Extension programs and services remain very high. Research education programs conducted by the Farm Advisors are critical to agriculture, Stanislaus County's most important industry.

The Department continues its efforts in developing more productive crop varieties and monitoring for invasive pests. The new Integrated Pest Management Advisor will conduct applied field and lab research designed to effectively and economically manage pests with practices that protect the ecosystem. Key to this newly-filled position will be the development of extension outreach methods that lead to adoption of practices that reduce the risk of pests and pest management practices to farmers, the public, the food supply and the environment.

The Nutrition, Family and Consumer Sciences Advisor continues to provide consumers with information in food and nutrition, food safety, food preservation, and money management. The 4-H Youth Development program provides a wide variety of activities and learning opportunities for its young members and the demand for this program continues to grow, with some 1,483 members ages 5 to 19, in 25 community clubs throughout the County. Approximately 496 adult 4-H volunteer leaders are also involved, all requiring the services, materials, and administrative guidance provided by the Cooperative Extension. The Cooperative Extension Advisors conduct independent programs in their respective subject matter areas and are responsible for establishing and maintaining extension field research trials.

While the current level of funding is adequate for current programs, the Department anticipates a potential exposure in relation to the Stanislaus County Agricultural Center demonstration orchards. The costs of maintaining the demonstration orchards continue to grow as the trees and vines require regular pruning, pesticides, irrigation supplies, equipment rental, and all-terrain vehicle parts and repairs. As in the research and extension areas, the Agricultural Assistant plays an important role in maintaining the very visible demonstration orchards and vineyard at the Stanislaus County Agricultural Center.

With the newly-filled Integrated Pest Management Advisor position and a new Orchard and Vineyard Systems Advisor expected to be hired during Fiscal Year 2015-2016, the workload of the administrative support staff will increase. The administrative support staff is already struggling to meet the needs of the current Farm Advisors and of the 4-H Youth Development Program members. The Department anticipates the need for an extra help Administrative Clerk II to assist with the added workload. The Department estimates the cost of this extra help position to be \$15,500 annually and would be funded by additional General Fund support.

## **STAFFING IMPACTS**

### **Adopted Proposed Budget**

There were no requested changes to the current level of staffing.

Total current authorized positions— 4

### **Final Budget**

There are no requested changes to the current level of staffing.

Total current authorized positions— 4

## **BUDGET RECOMMENDATIONS**

### **Adopted Proposed Budget**

It is recommended that a budget of \$475,437 be approved for Cooperative Extension. This budget is funded from \$3,875 in estimated department revenue and a \$471,562 contribution from the General Fund. This includes funding from the General Fund in the amount of \$15,500 to fund the cost of an extra help Administrative Clerk II.

There are no recommended changes to the current level of staffing.

Total recommended authorized positions— 4

### **Final Budget**

There are no recommended changes in funding to this budget.

There are no recommended changes to the current level of staffing.

Total recommended authorized positions— 4

**STANISLAUS COUNTY, CALIFORNIA**  
**Fiscal Year 2015-2016**  
**PUBLIC RESOURCES**  
**Agricultural Education**



**UC COOPERATIVE EXTENSION—FARM AND HOME ADVISORS RESEARCH TRUST**

Budget Unit 1766 0021401  
 Special Revenue Fund

**SERVICES PROVIDED**

The Farm and Home Advisors Research Trust Fund provides support to UC Cooperative Extension's efforts to provide programs in agriculture and natural resources, 4-H youth development and nutrition, family and consumer sciences, and community resource development.

**FUND/CASH BALANCE**

As of July 1, 2015, the Farm and Home Advisors Research Trust had a positive fund balance of \$48,009 compared to the July 1, 2014, positive balance of \$49,234. The Cooperative Extension-Farm and Home Advisors Research Trust is funded by donations and grants that vary from year to year. Cash is tracking similar to fund balance.

<b>Cooperative Extension - Farm &amp; Home Advisors Res</b>					
<b>Classification</b>	<b>2013-2014 Actual</b>	<b>2014-2015 Actual</b>	<b>2015-2016 Adopted Proposed</b>	<b>2015-2016 Recommended Adjustments</b>	<b>2015-2016 Recommended Final Budget</b>
Taxes	\$0	\$0	\$0	\$0	\$0
Licenses, Permits, Franchises	\$0	\$0	\$0	\$0	\$0
Fines, Forfeitures, Penalties	\$0	\$0	\$0	\$0	\$0
Revenue from use of Assets	\$0	\$0	\$0	\$0	\$0
Intergovernmental Revenue	\$0	\$0	\$0	\$0	\$0
Charges for Service	\$0	\$0	\$0	\$0	\$0
Miscellaneous Revenue	\$0	\$0	\$0	\$0	\$0
Other Financing Sources	\$0	\$0	\$0	\$0	\$0
<b>Total Revenue</b>	<b>\$0</b>	<b>\$0</b>	<b>\$0</b>	<b>\$0</b>	<b>\$0</b>
Salaries and Benefits	\$0	\$0	\$0	\$0	\$0
Services and Supplies	\$3,610	\$1,224	\$16,239	\$0	\$16,239
Other Charges	\$0	\$0	\$0	\$0	\$0
Fixed Assets	\$0	\$0	\$0	\$0	\$0
Other Financing Uses	\$0	\$0	\$0	\$0	\$0
Equity	\$0	\$0	\$0	\$0	\$0
Intrafund	\$0	\$0	\$0	\$0	\$0
Contingencies	\$0	\$0	\$0	\$0	\$0
<b>Gross Costs</b>	<b>\$3,610</b>	<b>\$1,224</b>	<b>\$16,239</b>	<b>\$0</b>	<b>\$16,239</b>
<b>Fund Balance</b>	<b>\$3,610</b>	<b>\$1,224</b>	<b>\$16,239</b>	<b>\$0</b>	<b>\$16,239</b>
<b>Net County Cost</b>	<b>\$0</b>	<b>\$0</b>	<b>\$0</b>	<b>\$0</b>	<b>\$0</b>

\*Net county cost carryover savings included in the 2015-2016 Recommended Final Budget is \$0.

**PROGRAM DISCUSSION**

At the proposed level of funding, the Department can maintain the current level of service.



## **STAFFING IMPACTS**

### **Adopted Proposed Budget**

Total current authorized positions— 0

### **Final Budget**

Total current authorized positions— 0

## **BUDGET RECOMMENDATIONS**

### **Adopted Proposed Budget**

It is recommended that a budget of \$16,239 be approved for U.C. Cooperative Extension – Farm and Home Research Advisors Trust. This budget is funded from \$16,239 in departmental fund balance.

Total recommended authorized positions— 0

### **Final Budget**

There are no recommended changes in funding to this budget.

Total recommended authorized positions— 0



# **A Well Planned Infrastructure System**

Environmental Resources  
Parks and Recreation  
Planning and Community Development  
Public Works

# A Well Planned Infrastructure System

A well planned infrastructure system is essential to the quality of life for the residents of Stanislaus County and to the maintenance and expansion of a robust economy. A clean water source is imperative for sustaining agricultural and industrial economies as well as the natural environment. Improving water quality and availability and promoting effective liquid and solid waste disposal will improve not only the quality of life for residents, but also protect natural resources. Developing a regional approach to transportation circulation will help improve residents' ability to navigate through the community and support the movement of goods and services.



- ◆ The Department of Environmental Resources strives to improve the quality of life for the community through education, investigation and inspection services in Hazardous Materials, Solid Waste Management, Landfill Operations, Environmental Health and Milk and Dairy;
- ◆ The Parks and Recreation Department acquires, develops, and maintains recreation areas serving every segment of society, including the disabled and the economically disadvantaged, in ways that will provide the best possible experience for people to enjoy the outdoors at the most reasonable cost;
- ◆ The Planning and Community Development Department provides information and assistance to the general public on land use issues, administers building permit services, and provides administrative assistance to the Stanislaus County Successor and Successor Housing Agencies; and
- ◆ The Public Works Department provides regional transportation planning, construction and management of roads and bridges, and operation of inter-city transit services.

## **FISCAL YEAR 2015-2016 ISSUES**

The 2015-2016 Final Budget recommends \$130,758,153 in appropriations for this priority area. These expenditures are funded by a combination of \$111,534,153 in department revenue, \$4,593,629 in a General Fund contribution and \$14,630,371 in fund balance/retained earnings.

The Department of Environmental Resources will continue to provide for mandated education, investigation and inspection services for programs. Restoring positions will

increase service levels in the Hazardous Materials and Code Enforcement Divisions. The Department implemented activities related to the Groundwater Management Action Plan adopted by the Board of Supervisors on June 10, 2014, and continues to move that effort forward.

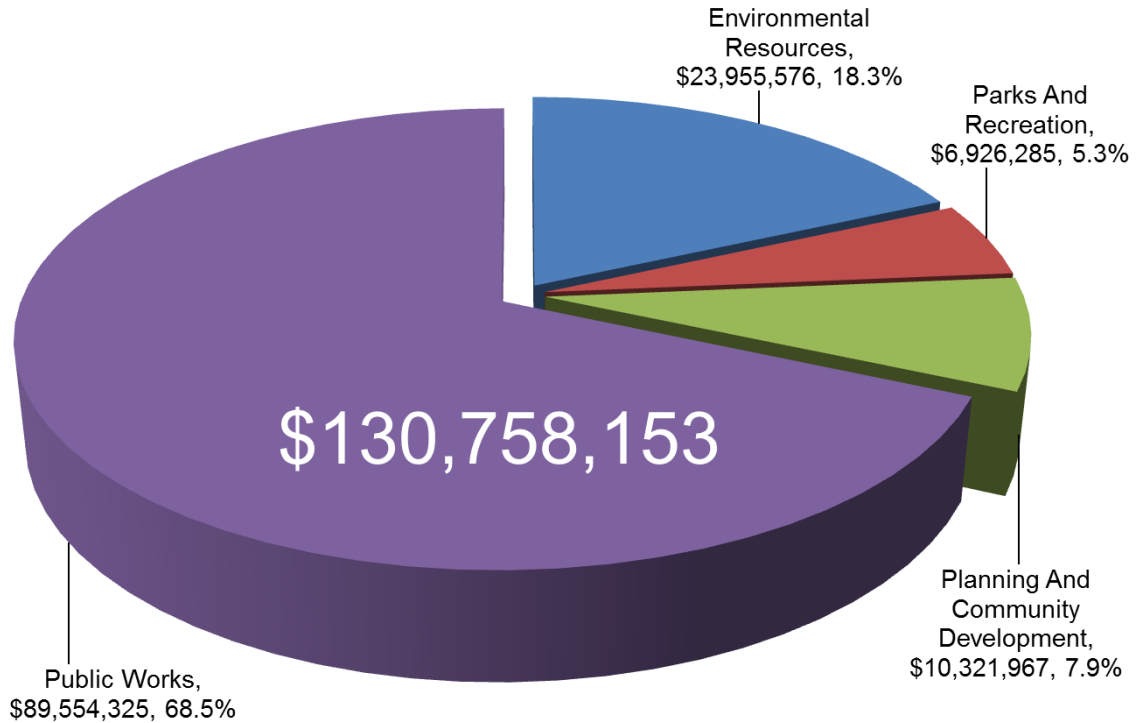
The Department of Parks and Recreation will continue to maintain parks and facilities with an expanded level of service. Re-evaluating priorities and adjusting the workforce to the priorities identified will result in the continued ability to efficiently carry out their mission and provide basic levels of services at neighborhood parks, cemeteries, bridges, County Centers and office buildings, Woodward Reservoir and Modesto Reservoir Regional Parks. Further, a new marketing plan will focus on improving the park system's performance, to include special events as well as target audience knowledge and awareness campaigns with the goal of increasing patron/park visits.

The Planning and Community Development focus for the upcoming fiscal year is on maintaining core services while fulfilling all State and Federal mandated requirements relating to land use activities, building codes, special revenue grants, and the administration of the Stanislaus County Successor and Successor Housing Agencies (of the former Stanislaus County Redevelopment Agency). The Department will focus on land-use and subdivision application processing, local oversight of permitted surface mining operations, implementation of the Williamson Act, and maintenance of the County General Plan in compliance with State mandates and local needs.

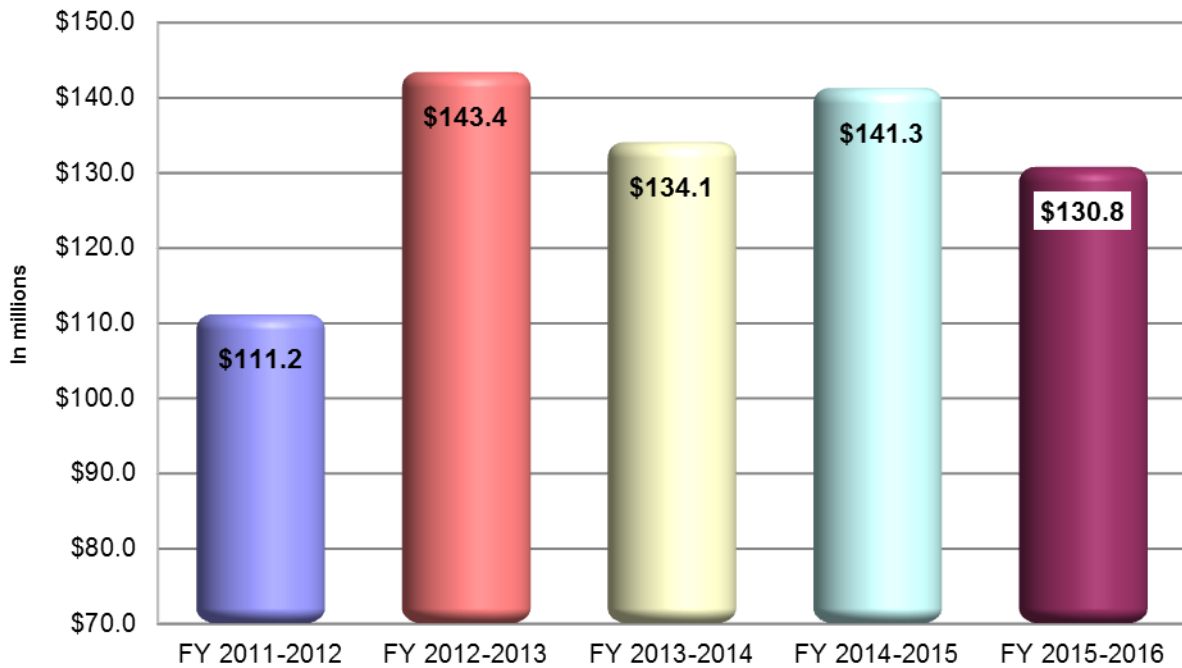
The Department of Public Works, funded through Federal and State transportation funding sources, will maximize use of these funds for the operation and maintenance of the transportation infrastructure in Stanislaus County. Current funding is inadequate to maintain the roadway system in a sustainable manner. Maintenance efforts will include repairs, improvements, and preventive maintenance performed on an annual basis. Two significant roads projects will be completed in Fiscal Year 2015-2016: State Route 99/Kiernan Interchange and Claribel Road Widening.



## A Well Planned Infrastructure System Recommended Appropriations Fiscal Year 2015-2016



### Five Year Comparison of Appropriations





# A Well Planned Infrastructure System

PAGE				Recommended 2015-2016
<b>ENVIRONMENTAL RESOURCES</b>				<b>\$23,955,576</b>
<b>Fund</b>	<b>Org</b>			
394	1001	0034100	Environmental Resources	\$8,169,277
400	1004	0034204	AB 939 - Source Reduction and Recycle	\$769,368
403	1014	0034234	Abandoned Vehicle Abatement	\$51,465
405	1010	0034211	Beverage Container Recycling	\$30,000
408	1016	0034237	Code Enforcement Abatement	\$20,000
410	1005	0034205	Disclosure Program	\$380,000
412	1015	0034236	E-Waste Collection Facility	\$25,200
414	4021	0041100	Fink Road Landfill	\$11,161,651
417	4031	0041200	Geer Road Landfill	\$1,999,378
420	1002	0034202	Household Hazardous Waste	\$778,500
422	1009	0034209	Trust Fund	\$41,174
424	1006	0034206	Underground Storage Tank Pilot Program	\$258,970
426	1008	0034207	Used Oil Recycling	\$82,590
429	1003	0034203	Vehicle Registration Fee Surcharge	\$67,733
431	1012	0034200	Waste Tire Enforcement Grant	\$120,270
<b>PARKS AND RECREATION</b>				<b>\$6,926,285</b>
<b>Fund</b>	<b>Org</b>			
435	0100	0035110	Parks and Recreation	\$5,514,750
440	1727	0035452	Fish and Wildlife	\$37,800
442	1728	0035453	Modesto Reservoir Patrol	\$91,000
444	1702	0035450	Off-Highway Vehicle Fund	\$1,114,060
446	1694	0035701	Regional Water Safety Training Center	\$39,000
448	0100	0035420	Tuolumne River Regional Park	\$129,675
<b>PLANNING AND COMMUNITY DEVELOPMENT</b>				<b>\$10,321,967</b>
<b>Fund</b>	<b>Org</b>			
452	0100	0025101	Planning and Community Development	\$2,028,810
455	1206	0040400	Building Permits	\$2,505,859
458	1746	0043290	Dangerous Building Abatement	\$160,000
461	179A	0025521	General Plan Maintenance	\$129,500
463	178D	0025601	Salida Planning Efforts	\$0
465	1717	0025450	Special Revenue Grants	\$5,497,798
468	1250	0013401	Successor Housing Agency	\$0

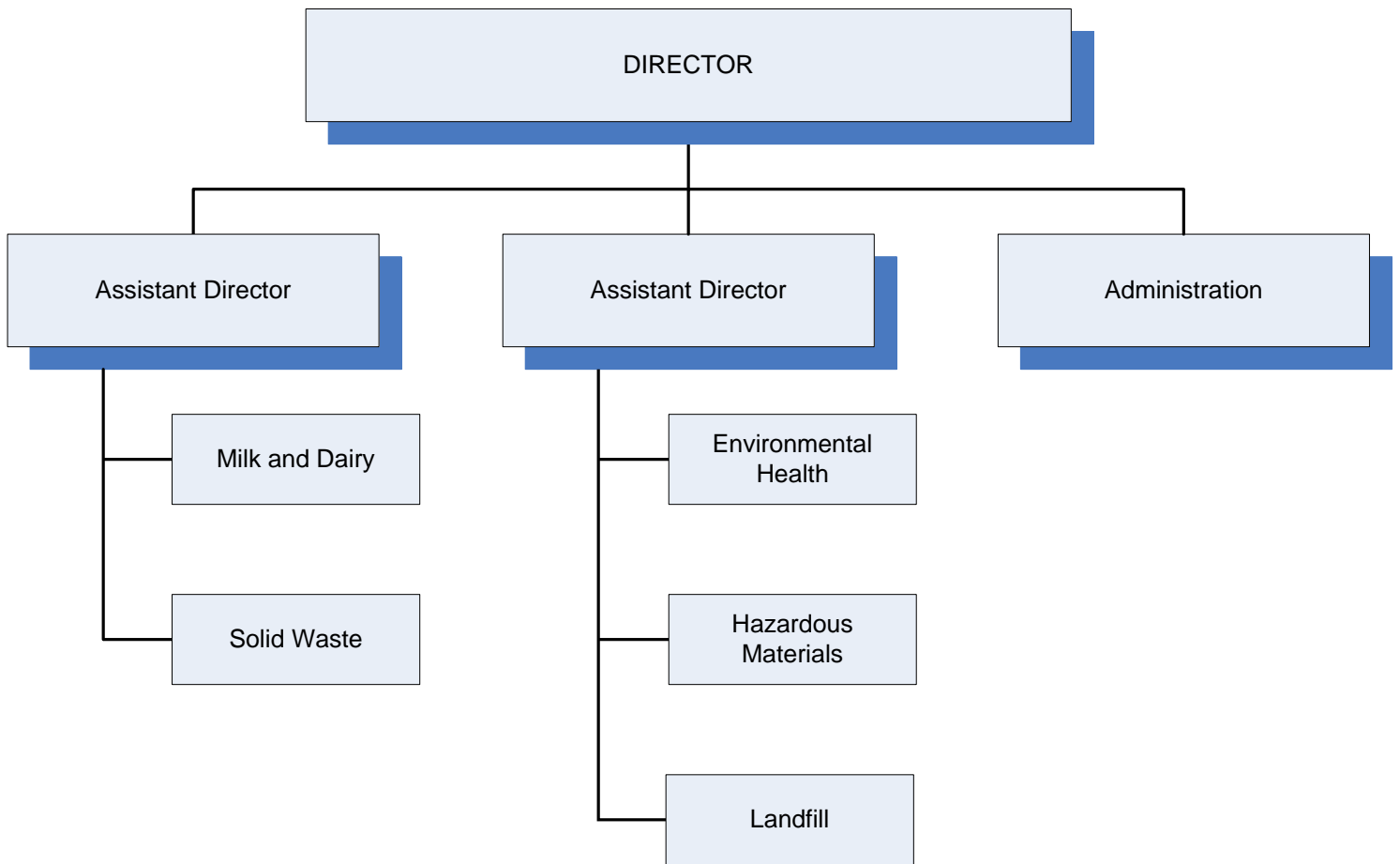


# A Well Planned Infrastructure System

<b>PAGE</b>				<b>Recommended 2015-2016</b>
<b>PUBLIC WORKS</b>				<b>\$89,554,325</b>
	<b>Fund</b>	<b>Org</b>		
472	1201	0040001	Administration	\$1,119,348
474	1202	0040249	Engineering	\$4,676,366
477	4001	0041510	Local Transit System	\$13,178,038
480	5121	0042100	Morgan Shop	\$5,453,548
483	1101	0040399	Road and Bridge	\$65,127,025
<b>TOTAL</b>				<b>\$130,758,153</b>

# STANISLAUS COUNTY ENVIRONMENTAL RESOURCES

---



Revised April 2013



**STANISLAUS COUNTY, CALIFORNIA**  
**Fiscal Year 2015-2016**  
**PUBLIC RESOURCES**  
**Other Protection**



**ENVIRONMENTAL RESOURCES**  
**Jami Aggers, Director**

**BUDGET AT A GLANCE**

Gross Costs	\$23,955,576
Total Revenue	\$18,239,727
Fund Balance/Retained Earnings	<u>\$4,849,757</u>
<b>Net County Cost</b>	<b>\$866,092</b>
Total Recommended Staffing	90
% Funded by Local Discretionary Funds	3.6%

**MISSION STATEMENT**

The Department of Environmental Resources strives to promote a safe and healthy environment and improve the quality of life in our community through a balance of science, education, partnerships and environmental regulation.

**ACCOMPLISHMENTS AND OBJECTIVES**

The Accomplishments of 2014-2015 and Objectives for the 2015-2016 Fiscal Year for the Department of Environmental Resources include:

FISCAL YEAR 2014-2015 ACCOMPLISHMENTS	FISCAL YEAR 2015-2016 OBJECTIVES
<ul style="list-style-type: none"> <li>◆ Revision of the County's Groundwater Ordinance.</li> <li>◆ Selected consultants for the groundwater database/mapping and CEQA services projects.</li> <li>◆ Obtained tentative agreements from all 8 Solid Waste Regional Partner Agency cities regarding entering into a 10-year solid waste flow agreement with the County.</li> <li>◆ Assisted the community of Crows Landing in obtaining State monies for upgrades to their Public Water System.</li> <li>◆ Completed the Phase III upgrades of the landfill gas system at the Geer Road Landfill.</li> </ul>	<ul style="list-style-type: none"> <li>◆ Continue implementing the Groundwater Management Action Plan adopted by the Board.</li> <li>◆ Complete the groundwater database development and well mapping project.</li> <li>◆ Construct Ash Cell 4 at the Fink Road Landfill.</li> <li>◆ Begin the evaluation of upgrades to the groundwater extraction and treatment system at the Geer Road Landfill.</li> <li>◆ Implement a residential green waste recycling program.</li> </ul>

**BUDGETS WITHIN ENVIRONMENTAL RESOURCES INCLUDE:**

- ◆ Environmental Resources
- ◆ AB 939/Source Reduction and Recycle
- ◆ Abandoned Vehicle Abatement
- ◆ Beverage Container Recycling
- ◆ Code Enforcement Abatement
- ◆ Disclosure Program
- ◆ E-Waste Collection Facility
- ◆ Fink Road Landfill
- ◆ Geer Road Landfill

- ◆ Household Hazardous Waste
- ◆ Trust Fund
- ◆ Underground Storage Tank Pilot Program
- ◆ Used Oil Recycling
- ◆ Vehicle Registration Fee Surcharge
- ◆ Waste Tire Enforcement Grant
- ◆ Waste-to-Energy

# STANISLAUS COUNTY, CALIFORNIA

Fiscal Year 2015-2016

## PUBLIC RESOURCES

### Other Protection



### ENVIRONMENTAL RESOURCES

Budget Unit 1001 0034100

Special Revenue Fund

### SERVICES PROVIDED

The Department of Environmental Resources (DER) provides for State and local mandated education, investigation, inspection services, and operations in the following programs: Environmental Health; Hazardous Materials; Solid Waste Management; Landfill Operations; Water Resources Management; and Milk and Dairy. The following are examples of various elements of these programs.

#### Environmental Health

- ◆ Food Safety – Restaurants, Markets, Bars, Cottage Food, School Cafeterias
- ◆ Food Safety – Food Vehicles, Temporary Food Facilities, and Itinerant Swap Meet Stands
- ◆ Recreational Health – Public Swimming Pools, Spas, and Interactive Water Features
- ◆ Water Wells and Small Public Water Systems
- ◆ Onsite Wastewater Treatment (Septic and Aerobic Systems) and Pumper Trucks
- ◆ Land Use
- ◆ Employee and Residential Housing
- ◆ Jail Inspections
- ◆ Lead – Elevated Blood Level Complaints
- ◆ Body Art
- ◆ Nuisance Abatement
- ◆ Zoning Enforcement
- ◆ Graffiti Abatement
- ◆ Abandoned Vehicle Abatement

#### Hazardous Materials

- ◆ Business Plans
- ◆ Hazardous Waste Generators/Tiered Permitting
- ◆ Household Hazardous Waste
- ◆ Medical Waste
- ◆ Site Mitigation
- ◆ Above Ground and Underground Storage Tanks
- ◆ Emergency Response
- ◆ Community Preparedness
- ◆ California Accidental Release Prevention
- ◆ Electronic Waste

#### Solid Waste Management

- ◆ Integrated Waste Management Planning
- ◆ Administration of Refuse Collection Contracts
- ◆ Curbside Recycling and Bulky-Item Collection Program
- ◆ Refuse Ordinance Enforcement
- ◆ Nuisance Abatement
- ◆ Administration of Waste-to-Energy Service Agreement
- ◆ Used Oil Program

- ◆ Recycling Program
- ◆ Waste Tire Enforcement Program
- ◆ Administration of the Recycling Market Development Zone

#### **Landfill Operations**

- ◆ Landfill Services for Municipal Solid Waste Disposal for the Communities of Stanislaus County
- ◆ Divert Materials from Disposal Including Electronic Waste (E-Waste), Tires, and Appliances (White Goods)
- ◆ Abatement for Illegal Roadside Dumping
- ◆ Oversight of the County's Closed Geer Road Landfill

#### **Water Resources Management**

- ◆ Serving as staff to the Water and Technical Advisory Committees
- ◆ Implementing the Board- adopted Groundwater Management Action Plan
- ◆ Monitoring and tracking various groundwater issues of local significance

#### **Milk and Dairy**

- ◆ Permitting, Inspection, and Education Services for Grade A, B Dairies
- ◆ Milk Sampling at Dairies and Retail Markets

#### **FUND/CASH BALANCE**

As of July 1, 2015, this fund had a positive fund balance of \$8,110,644 compared to the July 1, 2014 positive balance of \$7,244,726. The increase is primarily due to savings in retirement costs and salaries due to numerous position vacancies throughout the year. The Department anticipates using \$760,971 of fund balance in Fiscal Year 2015-2016 for vehicle replacement purchases, termination/retirement cash-outs, and to lessen the impact of fee increases on businesses while still funding increasing costs.

As of July 1, 2015, this fund had a positive cash balance of \$8,372,191 compared to the July 1, 2014 positive balance of \$6,906,979. The increase is primarily due to the timing of accounts receivables and payables at year-end, savings in retirement costs and salaries due to numerous position vacancies throughout the year. The difference between the cash and fund balance is due to the timing of payables and receivables at year-end.

<b>Environmental Resources</b>					
<b>Classification</b>	<b>2013-2014 Actual</b>	<b>2014-2015 Actual</b>	<b>2015-2016 Adopted Proposed</b>	<b>2015-2016 Recommended Adjustments</b>	<b>2015-2016 Recommended Final Budget</b>
Taxes	\$0	\$0	\$0	\$0	\$0
Licenses, Permits, Franchises	\$0	\$0	\$0	\$0	\$0
Fines, Forfeitures, Penalties	\$72,619	\$55,317	\$71,220	\$0	\$71,220
Revenue from use of Assets	\$29	\$4	\$5	\$0	\$5
Intergovernmental Revenue	\$171,233	\$183,835	\$558,482	\$0	\$558,482
Charges for Service	\$5,119,586	\$4,950,588	\$4,896,587	\$0	\$4,896,587
Miscellaneous Revenue	\$8,327	\$9,255	\$10,517	\$0	\$10,517
Other Financing Sources	\$816,451	\$841,148	\$1,005,403	\$0	\$1,005,403
<b>Total Revenue</b>	<b>\$6,188,245</b>	<b>\$6,040,147</b>	<b>\$6,542,214</b>	<b>\$0</b>	<b>\$6,542,214</b>
Salaries and Benefits	\$5,899,675	\$6,281,982	\$7,373,870	\$72,155	\$7,446,025
Services and Supplies	\$299,848	\$452,244	\$1,063,592	\$3,900	\$1,067,492
Other Charges	\$535,079	\$549,424	\$688,618	\$0	\$688,618
Fixed Assets					
Equipment	\$0	\$129,051	\$232,900	\$55,000	\$287,900
Other Financing Uses	\$185,283	\$0	\$0	\$0	\$0
Equity	\$0	\$0	\$0	\$0	\$0
Intrafund	(\$1,536,314)	(\$1,519,634)	(\$1,320,758)	\$0	(\$1,320,758)
Contingencies	\$0	\$0	\$0	\$0	\$0
<b>Gross Costs</b>	<b>\$5,383,571</b>	<b>\$5,893,067</b>	<b>\$8,038,222</b>	<b>\$131,055</b>	<b>\$8,169,277</b>
<b>Fund Balance</b>	<b>(\$1,298,632)</b>	<b>(\$865,917)</b>	<b>\$733,471</b>	<b>\$27,500</b>	<b>\$760,971</b>
<b>Net County Cost</b>	<b>\$493,958</b>	<b>\$718,837</b>	<b>\$762,537</b>	<b>\$103,555</b>	<b>\$866,092</b>

\*Net county cost carryover savings included in the 2015-2016 Recommended Final Budget is \$0.

## PROGRAM DISCUSSION

At the proposed level of funding, the Department will continue to provide for mandated education, investigation and inspection services for the programs it administers. All mandates will be achieved in a manner that protects the health and safety of the citizens of Stanislaus County and the environment. In October of 2014, Governor Brown signed AB 1826 requiring businesses that generate eight cubic yards of organic waste per week to recycle their organic waste on and after April 1, 2016. This threshold will drop to four cubic yards in January 2017. This unfunded mandate will also require local jurisdictions to implement an organic waste recycling program on January 1, 2016, to divert organic waste generated by businesses, including multifamily residential dwellings that consist of five or more units. Department staff will provide education and outreach to businesses that meet the minimum threshold amounts above to comply with this new law.

In January 2014, a Water Resources Manager was hired to serve as staff to the County's Water and Technical Advisory Committees and to coordinate and oversee the County's water resources. Funding in the amount of \$142,306 is included in the net county cost for salary and benefits. Also included in the net county cost is \$20,000 to fund a contract for a water consultant with California State University, Fresno Foundation, California Water Institute.

New stormwater requirements became effective on July 1, 2013, and as such, the Department has been assigned the responsibility for certain aspects of the new requirements such as public education and outreach. The Department's share of the stormwater program costs for permit year 3 is \$24,793. The department is using departmental fund balance to fund its share of the permit costs, as there is no method of cost recovery.

At its current level of allocated staff and funding, the Code Enforcement Unit (CEU) is not operating at the level expected. At its peak, the CEU was comprised of nine full-time staff of which seven were Zoning Enforcement Officers (ZEO's) and two part-time employees. In Fiscal Year 2010-2011, the CEU was reorganized to address increasing departmental expenses and a decreasing General Fund contribution. This reorganization included the deletion of five full-time staff of which four were ZEO's and two part-time employees. Code enforcement responsibilities are currently assigned to two ZEO's and one ZEO assigned to Graffiti Abatement. This has significantly impacted the Department's ability to respond to CE complaints.

The Code Enforcement (CE) Restoration Plan has been developed to expand to a seven-day-a-week presence and to increase the speed and effectiveness at which staff resolve CE cases. The three-year restoration plan includes restoring a full-time administrative support position in year one, a CE lead position in year one, and adding one additional Zoning Enforcement Officer (ZEO) position each year for three years. This will allow for at least one ZEO for each Supervisorial District, plus one ZEO assigned to Graffiti Abatement. It is anticipated the CEU will be fully restored by Budget Year 2017-2018 and be reflective of the pre-recession CEU with several efficiency changes. The Department is requesting \$165,700 in additional net county cost to support year one of the CE Restoration Plan in Fiscal Year 2015-2016.

The Environmental Resources Department has a total fleet of 39 vehicles; of those 35 meet the minimum age and mileage requirements to be considered for replacement under the Fleet Services Policy. In cooperation with General Services Agency Fleet Services, the Department is requesting to replace four vehicles identified for replacement consideration in Fiscal Year 2015-2016. These vehicles are used to conduct health inspections, code enforcement field work, graffiti abatement, milk and dairy inspections, HazMat emergency response, and related activities. These vehicles will be replaced with similar vehicles and options that are necessary for the environment in which the vehicles operate in. The cost to replace these vehicles is estimated to total \$111,100, and will be funded with the use of departmental Fund Balance.

In addition, the Department is requesting to purchase two new vehicles, one assigned to the HazMat division to conduct inspections under the mandated Certified Unified Program Agency (CUPA) programs, and the other vehicle is to support a new Code Enforcement Officer position. These vehicles will be added consistent with existing vehicles and options that are necessary for the environment in which the vehicles operate in. The cost of these vehicles is estimated to total \$57,000, and will be funded by the CUPA grant and a \$27,500 contribution from the General Fund.

## **STAFFING IMPACTS**

### **Adopted Proposed Budget**

The Department is requesting the following:

The Department is requesting to add one new Code Enforcement Supervisor or Management position in the Zoning Enforcement Officer series. The position will provide supervision, training and support to staff working on weekends and assist in creating the Restoration Plan for the Code Enforcement Unit.

The Department is also requesting to restore one unfunded Administrative Secretary position to support the restoration of the Code Enforcement Unit, Code Enforcement Zoning Officers and additional support required as a result of additional cases presented before the Nuisance Abatement Hearing Board and the Board of Supervisors.

The Department is further requesting to add one new Zoning Enforcement Officer position to support the Code Enforcement Unit and improve services within the community. With the addition of this position the Code Enforcement Unit will provide for a seven-day-a-week presence.

The Department is requesting to restore one unfunded Senior Hazardous Materials Specialist position. The Hazardous Materials Division has experienced a significant increase in their workload as a result of increased State mandates and California Environmental Reporting System (CERS) requirements. The position will support staff in performing these functions, assist businesses with their CERS submissions, establishing procedures for Household Hazardous Waste and E Waste Programs and perform inspections at a frequency that meets legal mandates and protects the community.

The Department is also requesting to restore one unfunded Manager II position to oversee and assist in the preparation of board items, marketing projects and events, community outreach and various special projects.

The Department is further requesting to restore one unfunded Confidential Assistant III position to respond to a significant increase in FMLA related matters, work restriction agreements, monitor extra help hours, and various other projects.

Additionally, the Department is requesting to add one new Accountant I position to perform critical tasks affecting the financial management system, review and evaluate the work of staff, prepare budget journals for board items, calculate overhead rates and weighted labor rates for grants and contracts, assist with outside audits, monthly review of legal budgets and financials, and perform various other duties.

Total current authorized positions— 69

### **Final Budget**

As part of the 2014-2015 Proposed Budget, it was recommended to study a new Supervisor or Management position for the Code Enforcement Unit. The Manager is responsible for the day-to-day responsibilities for the Code Enforcement Unit, providing supervision, training and support to staff, as well as handling the more difficult, complex code enforcement cases. The study was completed and based on the duties and level of responsibility of the position, a management position is appropriate.

In addition, as part of the 2014-2015 Proposed Budget, it was also recommended to study the request to restore one unfunded Manager II position, one unfunded Confidential Assistant III position, and add one new Accountant position. The Manager II position will oversee the preparation of board items, marketing projects, community outreach and various special projects. The Confidential Assistant III position is needed to assist with increased FMLA related matters, work restriction agreements and various other duties. The new accounting position will focus on performing tasks in the financial management system, preparing budget journals and various other duties.

Total current authorized positions— 72

## **BUDGET RECOMMENDATIONS**

### **Adopted Proposed Budget**

It is recommended that a budget of \$8,038,222 be approved for Environmental Resources. This budget is funded by \$6,542,214 in estimated department revenue, \$733,471 in departmental fund balance, and a contribution of \$762,537 from the General Fund.

It is also recommended to restore one unfunded Senior Hazardous Materials Specialist position, restore one unfunded Administrative Secretary position, and add one new Zoning Enforcement Officer position. It is further recommended that a classification study be conducted on the following positions: Manager II, Confidential Assistant III, Accountant I, and development of a Supervisor or Manager for the Code Enforcement Unit.

Total recommended authorized positions— 72

### **Final Budget**

As a result of the restoration phasing strategy of the Code Enforcement Unit the Department is requesting an increase in appropriations of \$103,555 funded by a General Fund contribution. This will fund a new Manager I position to provide oversight to the Code Enforcement Unit and one-time costs of a vehicle, computer and phone to support this position.

Further, in cooperation with General Services Agency Fleet Services, the Department is requesting to replace one vehicle, in addition to those requested at Proposed Budget. The vehicle to be replaced is assigned to the Hazardous Materials unit, is 14 years old and has at least 80,000 miles. This vehicle will be replaced with a similar vehicle and options that are necessary for the environment in which the vehicle operates in. The cost of the vehicle is estimated to be \$27,500 and will be funded by departmental fund balance. The Department is also requesting to add one new vehicle to support the new Code Enforcement manager, as stated above. The cost of this new vehicle is estimated to be \$27,500, which is included in the total cost above of \$103,555.

The department requests for Final Budget are recommended in full. It is recommended that a budget of \$8,169,277 be approved for Environmental Resources. This budget is funded by \$6,542,214 in estimated department revenue, \$760,971 in departmental fund balance, and a contribution of \$866,092 from the General Fund.

It is recommended to restore one unfunded Manager II position, restore one unfunded Confidential Assistant III position, add one new Manager I position for the Code Enforcement Unit, and add one new Accounting Technician position based on the job duties and responsibilities.

Total recommended authorized positions— 76



**STANISLAUS COUNTY, CALIFORNIA**  
**Fiscal Year 2015-2016**  
**PUBLIC RESOURCES**  
**Other Protection**

---



**ENVIRONMENTAL RESOURCES—AB939/SOURCE REDUCTION AND RECYCLE**

Budget Unit 1004 0034204  
Special Revenue Fund

**SERVICES PROVIDED**

In 1989, California's Integrated Waste Management Act (AB 939) mandated a reduction in waste being disposed of in landfills and established an integrated framework for program implementation, solid waste planning, and solid waste facility and landfill compliance. The AB 939/Source Reduction and Recycle fund is funded through a surcharge on waste disposed at the Waste to Energy Facility. The Department of Environmental Resources provides all reporting required by AB 939 for the County and each of the incorporated cities excluding the City of Modesto. In addition, AB 939 commits Stanislaus County and the participating cities to a list of programs designed to meet the legislation's goals for source reduction, recycling, and education.

**FUND/CASH BALANCE**

As of July 1, 2015, this fund had a positive fund balance of \$1,472 compared to the July 1, 2014 positive balance of \$827. The slight increase is due to interest earnings and the fair value adjustment on pooled investments. At fiscal year-end, funds are traditionally transferred from this budget to the Environmental Resources main operating budget to cover the cost of administrative services associated with this budget.

As of July 1, 2015, this fund had a positive cash balance of \$164,180 compared to the July 1, 2014 positive balance of \$136,214. The increase is due to the timing of payables and receivables at year-end. The difference between the cash and fund balance is due to outstanding payables.

<b>Environmental Resources - AB 939</b>					
<b>Classification</b>	<b>2013-2014 Actual</b>	<b>2014-2015 Actual</b>	<b>2015-2016 Adopted Proposed</b>	<b>2015-2016 Recommended Adjustments</b>	<b>2015-2016 Recommended Final Budget</b>
Taxes	\$0	\$0	\$0	\$0	\$0
Licenses, Permits, Franchises	\$0	\$0	\$0	\$0	\$0
Fines, Forfeitures, Penalties	\$0	\$0	\$0	\$0	\$0
Revenue from use of Assets	\$2,185	\$2,346	\$3,000	\$0	\$3,000
Intergovernmental Revenue	\$29,700	\$10,184	\$290,396	\$0	\$290,396
Charges for Service	\$764,402	\$772,515	\$475,972	\$0	\$475,972
Miscellaneous Revenue	\$0	\$0	\$0	\$0	\$0
Other Financing Sources	\$0	\$0	\$0	\$0	\$0
<b>Total Revenue</b>	<b>\$796,287</b>	<b>\$785,045</b>	<b>\$769,368</b>	<b>\$0</b>	<b>\$769,368</b>
Salaries and Benefits	\$0	\$0	\$0	\$0	\$0
Services and Supplies	\$505,298	\$487,110	\$410,000	\$0	\$410,000
Other Charges	\$0	\$0	\$0	\$0	\$0
Fixed Assets					
Equipment	\$52,612	\$0	\$0	\$0	\$0
Other Financing Uses	\$0	\$0	\$0	\$0	\$0
Equity	\$0	\$0	\$0	\$0	\$0
Intrafund	\$240,458	\$296,159	\$359,368	\$0	\$359,368
Contingencies	\$0	\$0	\$0	\$0	\$0
<b>Gross Costs</b>	<b>\$798,368</b>	<b>\$783,269</b>	<b>\$769,368</b>	<b>\$0</b>	<b>\$769,368</b>
Fund Balance	\$2,081	(\$1,776)	\$0	\$0	\$0
<b>Net County Cost</b>	<b>\$0</b>	<b>\$0</b>	<b>\$0</b>	<b>\$0</b>	<b>\$0</b>

\*Net county cost carryover savings included in the 2015-2016 Recommended Final Budget is \$0.

**PROGRAM DISCUSSION**

At the proposed level of funding, the Department can adequately provide services and perform activities in support of education and outreach to promote source reduction, reuse and recycling. These efforts include recycling and anti-litter programs presented to over 1,200 children through the pre-school, elementary and junior high schools and County libraries. In addition, the Department annually participates in the Regional Recycling Groups Holiday Recycling Campaign, promoting telephone book recycling, conducting a Second Chance Week event which promotes reuse and holding America Recycles Day events throughout the county. The Department also participates in several local annual events such as the City of Modesto’s Earth Day.

On October 6, 2011, the State adopted Mandatory Commercial Recycling (AB 341) which requires businesses generating 4 cubic yards or more of waste per week and multi-family communities with five or more units, to arrange for recycling services. AB 341, an unfunded mandate, was implemented on July 1, 2012. Per the regulation, the Department is required to provide outreach, education and monitoring of qualifying businesses. In Fiscal Year 2015-2016, the Department will continue these efforts required by the State.

In October of 2014, Governor Brown signed AB 1826 requiring businesses that generate eight cubic yards of organic waste per week to recycle their organic waste on and after April 1, 2016. This threshold will drop to four cubic yards in January 2017. This unfunded mandate will also require local jurisdictions to implement an organic waste recycling program on January 1, 2016 to divert organic waste generated by businesses, including multifamily residential dwellings that consist of five or more units. Department staff will provide education and outreach to businesses that meet the minimum threshold amounts above to comply with this new law.

The Department will also develop the 2016 Recycling Calendar which showcases the winners of its Eleventh Annual Recycling Poster contest open to kindergarten to eighth grade students in 35 Stanislaus County schools.

Confidential paper, non-confidential paper and/or corrugated cardboard is collected weekly, bi-monthly and monthly or on an as-needed basis by Department staff from 35 Stanislaus County agency locations. In Fiscal Year 2014-2015, it is estimated that 7.02 tons of corrugated cardboard, 67.14 tons

of non-confidential paper and 86.45 tons of confidential paper will be collected. Non-confidential paper and corrugated cardboard are provided as recyclable material for new paper products. Confidential paper destruction occurs at the Stanislaus Resource Recovery Facility to produce usable energy.

The Citizen's Guide to Recycling in Stanislaus County is a comprehensive directory of recycling options, opportunities, guidelines and programs provided to Stanislaus County residents. In Fiscal Year 2015-2016, the Recycling Guide will be published in English and Spanish and distributed to the eight cities within the County, all County libraries, several classrooms including ESL, at numerous public events and the three transfer stations operating in the County.

Recycling information and resources are also updated in the Department's Recycling Website. The site includes the Recycling Guide, Recycling Events, Partners in Recycling, Recycling Programs, Frequently Asked Questions and Fun and Informative Links for the general public, children and educators. Contact information for the County's refuse haulers and current transfer station rates are also available. In the coming year, the Department will also evaluate the implementation of a residential green waste recycling program.

## **STAFFING RECOMMENDATIONS**

### **Adopted Proposed Budget**

Total current authorized positions— 0

### **Final Budget**

Total current authorized positions— 0

## **BUDGET RECOMMENDATIONS**

### **Adopted Proposed Budget**

It is recommended that a budget of \$769,368 be approved for Environmental Resources – AB 939. This budget is funded by \$769,368 in estimated department revenue.

Total recommended authorized positions— 0

### **Final Budget**

There are no recommended changes in funding to this budget.

Total recommended authorized positions— 0

**STANISLAUS COUNTY, CALIFORNIA**  
**Fiscal Year 2015-2016**  
**PUBLIC RESOURCES**  
**Other Protection**



**ENVIRONMENTAL RESOURCES—ABANDONED VEHICLE ABATEMENT**

Budget Unit 1014 0034234  
 Special Revenue Fund

**SERVICES PROVIDED**

The Abandoned Vehicle Abatement (AVA) Program responds to abandoned vehicle complaints on both public and private property resulting in the removal of many abandoned vehicles in the unincorporated areas of the County each year.

**FUND/CASH BALANCE**

As of July 1, 2015, this fund had a positive fund balance of \$117,026 compared to the July 1, 2014 positive balance of \$109,491. The difference is due to a slight increase in state revenue from vehicle registration fees and a decrease in Fiscal Year 2014-2015 expenditures for services and supplies and administrative services. The Department anticipates using \$1,465 of fund balance in Fiscal Year 2015-2016. The AVA program is subject to a biennial audit, which will take place in Fiscal Year 2015-2016. The estimated cost of the independent audit should re-align/lower the fund balance projection in the following year. Cash is tracking similar to fund balance.

<b>Environmental Resources - Abandoned Vehicles</b>					
<b>Classification</b>	<b>2013-2014 Actual</b>	<b>2014-2015 Actual</b>	<b>2015-2016 Adopted Proposed</b>	<b>2015-2016 Recommended Adjustments</b>	<b>2015-2016 Recommended Final Budget</b>
Taxes	\$0	\$0	\$0	\$0	\$0
Licenses, Permits, Franchises	\$0	\$0	\$0	\$0	\$0
Fines, Forfeitures, Penalties	\$0	\$0	\$0	\$0	\$0
Revenue from use of Assets	\$0	\$0	\$0	\$0	\$0
Intergovernmental Revenue	\$51,101	\$52,100	\$50,000	\$0	\$50,000
Charges for Service	\$209	\$112	\$0	\$0	\$0
Miscellaneous Revenue	\$0	\$0	\$0	\$0	\$0
Other Financing Sources	\$0	\$0	\$0	\$0	\$0
<b>Total Revenue</b>	<b>\$51,310</b>	<b>\$52,212</b>	<b>\$50,000</b>	<b>\$0</b>	<b>\$50,000</b>
Salaries and Benefits	\$0	\$0	\$0	\$0	\$0
Services and Supplies	\$4,955	\$325	\$7,500	\$0	\$7,500
Other Charges	\$1,685	\$1,423	\$965	\$0	\$965
Fixed Assets	\$0	\$0	\$0	\$0	\$0
Other Financing Uses	\$0	\$0	\$0	\$0	\$0
Equity	\$0	\$0	\$0	\$0	\$0
Intrafund	\$53,508	\$42,929	\$43,000	\$0	\$43,000
Contingencies	\$0	\$0	\$0	\$0	\$0
<b>Gross Costs</b>	<b>\$60,148</b>	<b>\$44,677</b>	<b>\$51,465</b>	<b>\$0</b>	<b>\$51,465</b>
<b>Fund Balance</b>	<b>\$8,838</b>	<b>(\$7,535)</b>	<b>\$1,465</b>	<b>\$0</b>	<b>\$1,465</b>
<b>Net County Cost</b>	<b>\$0</b>	<b>\$0</b>	<b>\$0</b>	<b>\$0</b>	<b>\$0</b>

\*Net county cost carryover savings included in the 2015-2016 Recommended Final Budget is \$0.

**PROGRAM DISCUSSION**

At the proposed level of funding, the Department can maintain abatement services within the unincorporated areas of Stanislaus County, Department of Motor Vehicle (DMV) communication services from the California Department of Technology Services, preparation and submission of

quarterly reports to StanCOG, participation in quarterly StanCOG Abandoned Vehicle Abatement Committee meetings, funding of independent biennial AVA audits as mandated by the State Controller's Office, compliance with all mandates set forth in the Department of California Highway Patrol's (CHP) Abandoned Vehicle Abatement Program Handbook. To identify core services, the Department evaluated its agreement with StanCOG and reviewed the CHP Handbook. The Department is not aware of any proposed State/Federal imposed actions that will affect this program budget. AVA services are provided by two full-time Zoning Enforcement Officers in the Environmental Resources main budget.

#### **STAFFING RECOMMENDATIONS**

##### **Adopted Proposed Budget**

Total current authorized positions— 0

##### **Final Budget**

Total current authorized positions— 0

#### **BUDGET RECOMMENDATIONS**

##### **Adopted Proposed Budget**

It is recommended that a budget of \$51,465 be approved for Environmental Resources – Abandoned Vehicle Abatement. This budget is funded by \$50,000 in estimated department revenue and \$1,465 in departmental fund balance.

Total recommended authorized positions— 0

##### **Final Budget**

There are no recommended changes in funding to this budget.

Total recommended authorized positions— 0



**ENVIRONMENTAL RESOURCES—BEVERAGE CONTAINER RECYCLING**

Budget Unit 1010 0034211  
Special Revenue Fund

**SERVICES PROVIDED**

This program promotes source reduction, reuse and recycling of beverage containers, and provides public education specific to beverage container recycling. In the 1980's, Assembly Bill 2020 (AB 2020), more commonly known as the "Bottle Bill," was enacted. It was this legislation that created the point-of-purchase surcharge on most bottled beverages, such as soda pop, bottled water, wine coolers, beer, etc. Amendments to AB 2020 were made in 1999 prior to the "sunset" of the legislation. The most significant change for local government was the return of some of the surcharge monies to the local level for the enhancement of beverage container recycling efforts. More specifically, Section 14581 (a) (4) (A) of the Beverage Container Recycling and Litter Reduction Act was revised to require that \$10.5 million be returned annually to cities and counties on a per capita basis. Jurisdictions can apply for funds either individually or jointly. The goal of the Department's beverage container recycling programs is to reach and maintain an 80 percent recycling rate for all California Refund Value (CRV) beverage containers. Programs implemented by the Department will assist in reaching and maintaining this goal.

**FUND/CASH BALANCE**

As of July 1, 2015, this fund had a positive fund balance of \$358 compared to the July 1, 2014 zero balance. Funds are traditionally transferred from this budget unit to the Environmental Resources main operating budget to cover administrative costs associated with this budget as part of the fiscal year-end process.

As of July 1, 2015, this fund had a positive cash balance of \$4,080 compared to the July 1, 2014 positive balance of \$1,356. The increase is due to the timing of when grant funds are received from the State.

<b>Environmental Resources - Beverage Container Recycling</b>					
<b>Classification</b>	<b>2013-2014 Actual</b>	<b>2014-2015 Actual</b>	<b>2015-2016 Adopted Proposed</b>	<b>2015-2016 Recommended Adjustments</b>	<b>2015-2016 Recommended Final Budget</b>
Taxes	\$0	\$0	\$0	\$0	\$0
Licenses, Permits, Franchises	\$0	\$0	\$0	\$0	\$0
Fines, Forfeitures, Penalties	\$0	\$0	\$0	\$0	\$0
Revenue from use of Assets	\$0	\$0	\$0	\$0	\$0
Intergovernmental Revenue	\$30,302	\$29,406	\$30,000	\$0	\$30,000
Charges for Service	\$0	\$0	\$0	\$0	\$0
Miscellaneous Revenue	\$0	\$0	\$0	\$0	\$0
Other Financing Sources	\$0	\$0	\$0	\$0	\$0
<b>Total Revenue</b>	<b>\$30,302</b>	<b>\$29,406</b>	<b>\$30,000</b>	<b>\$0</b>	<b>\$30,000</b>
Salaries and Benefits	\$0	\$0	\$0	\$0	\$0
Services and Supplies	\$15,129	\$16,862	\$18,000	\$0	\$18,000
Other Charges	\$0	\$0	\$0	\$0	\$0
Fixed Assets	\$0	\$0	\$0	\$0	\$0
Other Financing Uses	\$0	\$0	\$0	\$0	\$0
Equity	\$0	\$0	\$0	\$0	\$0
Intrafund	\$16,873	\$12,186	\$12,000	\$0	\$12,000
Contingencies	\$0	\$0	\$0	\$0	\$0
<b>Gross Costs</b>	<b>\$32,002</b>	<b>\$29,048</b>	<b>\$30,000</b>	<b>\$0</b>	<b>\$30,000</b>
<b>Fund Balance</b>	<b>\$1,700</b>	<b>(\$358)</b>	<b>\$0</b>	<b>\$0</b>	<b>\$0</b>
<b>Net County Cost</b>	<b>\$0</b>	<b>\$0</b>	<b>\$0</b>	<b>\$0</b>	<b>\$0</b>

\*Net county cost carryover savings included in the 2015-2016 Recommended Final Budget is \$0.

## PROGRAM DISCUSSION

At the proposed level of funding, the Department can adequately provide services and perform activities associated with this program. In Fiscal Year 2015-2016, these funds will continue to pay for a portion of the costs associated with the activities and processes necessary to meet the State's requirements of outreach, education and monitoring of AB 341, Mandatory Commercial Recycling. Costs include the printing, mailing and other distribution of an informational flyer/brochure and questionnaire notifying qualified businesses of the State law. The questionnaire will provide the Department with recycling information to be used to monitor the program.

The Department will utilize program funds to assist in developing a recycling infrastructure at its County parks. Funds will continue to be used to maintain the level of outreach and education it provides to the residents of Stanislaus County. These efforts include recycling presentations to various civic groups, businesses, classrooms and maintaining and staffing a booth at public events. A percentage of the Beverage Container funds will also be used by the Department for staff costs accrued while implementing these programs.

## STAFFING RECOMMENDATIONS

### Adopted Proposed Budget

Total current authorized positions— 0

### Final Budget

Total current authorized positions— 0

## BUDGET RECOMMENDATIONS

### Adopted Proposed Budget

It is recommended that a budget of \$30,000 be approved for Environmental Resources – Beverage Container Recycling. This budget is funded by \$30,000 in estimated department revenue.

Total recommended authorized positions— 0

**Final Budget**

There are no recommended changes in funding to this budget.

Total recommended authorized positions— 0



**STANISLAUS COUNTY, CALIFORNIA**  
**Fiscal Year 2015-2016**  
**PUBLIC RESOURCES**  
**Other Protection**



**ENVIRONMENTAL RESOURCES—CODE ENFORCEMENT ABATEMENT**

Budget Unit 1016 0034237  
 Special Revenue Fund

**SERVICES PROVIDED**

This Stanislaus County Environmental Resources- Code Enforcement Abatement fund provides critical funding for the abatement of zoning violations within the County of Stanislaus.

**FUND/CASH BALANCE**

As of July 1, 2015, this fund had a positive fund balance of \$119,200 compared to the July 1, 2014 positive balance of \$125,000. The decrease is due to the use of fund balance for a noise study in Fiscal Year 2014-2015. The Department has budgeted the use of \$20,000 of fund balance in Fiscal Year 2015-2016. Cash is tracking similar to fund balance.

<b>Environmental Resources - Code Enforcement Abatement</b>					
<b>Classification</b>	<b>2013-2014 Actual</b>	<b>2014-2015 Actual</b>	<b>2015-2016 Adopted Proposed</b>	<b>2015-2016 Recommended Adjustments</b>	<b>2015-2016 Recommended Final Budget</b>
Taxes	\$0	\$0	\$0	\$0	\$0
Licenses, Permits, Franchises	\$0	\$0	\$0	\$0	\$0
Fines, Forfeitures, Penalties	\$125,000	\$0	\$0	\$0	\$0
Revenue from use of Assets	\$0	\$0	\$0	\$0	\$0
Intergovernmental Revenue	\$0	\$0	\$0	\$0	\$0
Charges for Service	\$0	\$0	\$0	\$0	\$0
Miscellaneous Revenue	\$0	\$0	\$0	\$0	\$0
Other Financing Sources	\$0	\$0	\$0	\$0	\$0
<b>Total Revenue</b>	<b>\$125,000</b>	<b>\$0</b>	<b>\$0</b>	<b>\$0</b>	<b>\$0</b>
Salaries and Benefits	\$0	\$0	\$0	\$0	\$0
Services and Supplies	\$0	\$5,800	\$20,000	\$0	\$20,000
Other Charges	\$0	\$0	\$0	\$0	\$0
Fixed Assets	\$0	\$0	\$0	\$0	\$0
Other Financing Uses	\$0	\$0	\$0	\$0	\$0
Equity	\$0	\$0	\$0	\$0	\$0
Intrafund	\$0	\$0	\$0	\$0	\$0
Contingencies	\$0	\$0	\$0	\$0	\$0
<b>Gross Costs</b>	<b>\$0</b>	<b>\$5,800</b>	<b>\$20,000</b>	<b>\$0</b>	<b>\$20,000</b>
<b>Fund Balance</b>	<b>(\$125,000)</b>	<b>\$5,800</b>	<b>\$20,000</b>	<b>\$0</b>	<b>\$20,000</b>
<b>Net County Cost</b>	<b>\$0</b>	<b>\$0</b>	<b>\$0</b>	<b>\$0</b>	<b>\$0</b>

\*Net county cost carryover savings included in the 2015-2016 Recommended Final Budget is \$0.

**PROGRAM DISCUSSION**

The Department receives approximately 850 complaints per year that it must investigate. The majority of these cases are resolved at the staff level. Those that cannot be resolved at the staff level are presented to the Nuisance Abatement Hearing Board (NAHB) and ultimately the Board of Supervisors. When nuisances remain unabated, the Department must take action to do such things as refuse/debris clean-up and the boarding of vacant and unsecured structures. Because funds have not been specifically allocated for nuisance abatement in the past, the Department must be selective in abating

only those nuisances that have a serious and immediate public health and safety implication. The Department must also be sensitive to taking on cases that may result in the need for costly legal action.

The Code Enforcement Abatement Fund was established to create a specific, revolving fund for the more difficult cases and was made possible by using \$125,000 received in revenue from an October 2013 enforcement settlement action. Any funds that are recouped from these cases would be deposited back into the fund.

The intent of this fund is to allow cost protection for legal processes above and beyond what the Department has budgeted to do their work. A Committee comprised of the Director of Environmental Resources, Director of Planning and Community Development, County Counsel, and the Chief Executive Office designee reviews and approves recommended uses.

## **STAFFING RECOMMENDATIONS**

### **Adopted Proposed Budget**

Total current authorized positions— 0

### **Final Budget**

Total current authorized positions— 0

## **BUDGET RECOMMENDATIONS**

### **Adopted Proposed Budget**

It is recommended that a budget of \$20,000 be approved for Environmental Resources – Code Enforcement Abatement. This budget is funded by \$20,000 in departmental fund balance.

Total recommended authorized positions— 0

### **Final Budget**

There are no recommended changes in funding to this budget.

Total recommended authorized positions— 0

**STANISLAUS COUNTY, CALIFORNIA**

**Fiscal Year 2015-2016**

**PUBLIC RESOURCES**

**Other Protection**



**ENVIRONMENTAL RESOURCES—DISCLOSURE PROGRAM**

Budget Unit 1005 0034205

Special Revenue Fund

**SERVICES PROVIDED**

The Disclosure Program provides for the State mandated inspection, enforcement and reporting required for businesses that store hazardous materials. Each applicable business must complete and submit a Business Plan to the Department and certify an annual inventory of chemicals stored onsite. Emergency response personnel are provided access to this information and it is continuously updated. These plans are an important tool for the protection of public health and the environment.

**FUND/CASH BALANCE**

As of July 1, 2015, this fund had a positive fund balance of \$349,771 compared to the July 1, 2014 positive balance of \$366,602. This program is funded through fees to businesses and the available fund balance is utilized to continue the program if resources decline. The decrease is due to the timing of outstanding payables and receivables at year-end. The Department anticipates using \$36,000 of fund balance in Fiscal Year 2015-2016 to offset costs associated with the Farm Disclosure Program, and to pay the annual license fee and purchase of Decade’s software, to comply with mandated electronic reporting requirements. Cash is tracking similar to fund balance.

<b>Environmental Resources - Disclosure Program</b>					
<b>Classification</b>	<b>2013-2014 Actual</b>	<b>2014-2015 Actual</b>	<b>2015-2016 Adopted Proposed</b>	<b>2015-2016 Recommended Adjustments</b>	<b>2015-2016 Recommended Final Budget</b>
Taxes	\$0	\$0	\$0	\$0	\$0
Licenses, Permits, Franchises	\$0	\$0	\$0	\$0	\$0
Fines, Forfeitures, Penalties	\$0	\$0	\$0	\$0	\$0
Revenue from use of Assets	\$3,470	\$2,623	\$0	\$0	\$0
Intergovernmental Revenue	\$0	\$0	\$0	\$0	\$0
Charges for Service	\$353,504	\$354,275	\$344,000	\$0	\$344,000
Miscellaneous Revenue	\$0	\$0	\$0	\$0	\$0
Other Financing Sources	\$0	\$0	\$0	\$0	\$0
<b>Total Revenue</b>	<b>\$356,974</b>	<b>\$356,898</b>	<b>\$344,000</b>	<b>\$0</b>	<b>\$344,000</b>
Salaries and Benefits	\$0	\$0	\$0	\$0	\$0
Services and Supplies	\$40,655	\$14,371	\$23,000	\$0	\$23,000
Other Charges	\$0	\$0	\$0	\$0	\$0
Fixed Assets	\$0	\$0	\$0	\$0	\$0
Other Financing Uses	\$0	\$0	\$0	\$0	\$0
Equity	\$0	\$0	\$0	\$0	\$0
Intrafund	\$290,429	\$358,008	\$357,000	\$0	\$357,000
Contingencies	\$0	\$0	\$0	\$0	\$0
<b>Gross Costs</b>	<b>\$331,084</b>	<b>\$372,379</b>	<b>\$380,000</b>	<b>\$0</b>	<b>\$380,000</b>
Fund Balance	(\$25,890)	\$15,481	\$36,000	\$0	\$36,000
<b>Net County Cost</b>	<b>\$0</b>	<b>\$0</b>	<b>\$0</b>	<b>\$0</b>	<b>\$0</b>

\*Net county cost carryover savings included in the 2015-2016 Recommended Final Budget is \$0.

## **PROGRAM DISCUSSION**

At the proposed level of funding, the Department can maintain a level of services that provides oversight to the Disclosure Program and incorporates the completion of all inspections within mandatory timelines in addition to ensuring that all regulated businesses are in compliance with applicable laws.

## **STAFFING RECOMMENDATIONS**

### **Adopted Proposed Budget**

Total current authorized positions— 0

### **Final Budget**

Total current authorized positions— 0

## **BUDGET RECOMMENDATIONS**

### **Adopted Proposed Budget**

It is recommended that a budget of \$380,000 be approved for Environmental Resources – Disclosure Program. This budget is funded by \$344,000 in estimated department revenue and \$36,000 in departmental fund balance.

Total recommended authorized positions— 0

### **Final Budget**

There are no recommended changes in funding to this budget.

Total recommended authorized positions— 0

**STANISLAUS COUNTY, CALIFORNIA**

**Fiscal Year 2015-2016**

**PUBLIC RESOURCES**

**Other Protection**



**ENVIRONMENTAL RESOURCES—E-WASTE COLLECTION FACILITY**

Budget Unit 1015 0034236

Special Revenue Fund

**SERVICES PROVIDED**

This Electronic (E-Waste) Collection Facility Program is operated by the Department of Environmental Resources and is available to all the citizens who live within the cities and the unincorporated areas of Stanislaus County. This program provides for the diversion of electronic and universal waste from landfills and roadside dumping through the operation of a permanent E-Waste Collection Facility. Eligible items include most electronics with cords, computer monitors, televisions, microwaves, stereo equipment and household batteries. The E-Waste Collection Facility also accepts fluorescent tubes for disposal. The E-Waste Collection Facility is open throughout the year on Friday and Saturday for homeowners and Wednesday for small businesses to safely dispose of unwanted electronic waste.

**FUND/CASH BALANCE**

As of July 1, 2015, this had a positive fund balance of \$125 compared to the July 1, 2014 negative balance of \$5,764. The E-Waste facility is funded through a special recyclables fund and the remaining expenses are funded through the Household Hazardous Waste fund, which typically leaves little to no fund balance at year-end close. The increase is due to an outstanding receivable at year-end close. Cash is tracking similar to fund balance.

<b>Environmental Resources - E-Waste Collection Facility</b>					
<b>Classification</b>	<b>2013-2014 Actual</b>	<b>2014-2015 Actual</b>	<b>2015-2016 Adopted Proposed</b>	<b>2015-2016 Recommended Adjustments</b>	<b>2015-2016 Recommended Final Budget</b>
Taxes	\$0	\$0	\$0	\$0	\$0
Licenses, Permits, Franchises	\$0	\$0	\$0	\$0	\$0
Fines, Forfeitures, Penalties	\$0	\$0	\$0	\$0	\$0
Revenue from use of Assets	\$0	\$0	\$0	\$0	\$0
Intergovernmental Revenue	\$0	\$0	\$0	\$0	\$0
Charges for Service	\$41,683	\$29,057	\$25,200	\$0	\$25,200
Miscellaneous Revenue	\$0	\$0	\$0	\$0	\$0
Other Financing Sources	\$0	\$0	\$0	\$0	\$0
<b>Total Revenue</b>	<b>\$41,683</b>	<b>\$29,057</b>	<b>\$25,200</b>	<b>\$0</b>	<b>\$25,200</b>
Salaries and Benefits	\$0	\$0	\$0	\$0	\$0
Services and Supplies	\$12,392	\$13,054	\$25,500	\$0	\$25,500
Other Charges	\$0	\$0	\$700	\$0	\$700
Fixed Assets	\$0	\$0	\$0	\$0	\$0
Other Financing Uses	\$0	\$0	\$0	\$0	\$0
Equity	\$0	\$0	\$0	\$0	\$0
Intrafund	\$29,497	\$15,672	(\$1,000)	\$0	(\$1,000)
Contingencies	\$0	\$0	\$0	\$0	\$0
<b>Gross Costs</b>	<b>\$41,889</b>	<b>\$28,726</b>	<b>\$25,200</b>	<b>\$0</b>	<b>\$25,200</b>
Fund Balance	\$206	(\$331)	\$0	\$0	\$0
<b>Net County Cost</b>	<b>\$0</b>	<b>\$0</b>	<b>\$0</b>	<b>\$0</b>	<b>\$0</b>

\*Net county cost carryover savings included in the 2015-2016 Recommended Final Budget is \$0.

## **PROGRAM DISCUSSION**

At the proposed level of funding, the Department can maintain electronic and universal waste disposal options for small businesses and residents of Stanislaus County.

Due to ongoing technological advancements, many electronic products become obsolete within a very short period of time, creating a large surplus of unwanted electronic products, or “E-Waste.” Disposing of E-Waste in landfills has the potential to cause severe human and environmental health impacts. To avoid these risks, the Electronic Waste Recycling Act (Senate Bill 50) was signed into law in 2004. Senate Bill 50 established and funded a program for consumers to return, recycle, and ensure safe and environmentally sound disposal of Covered Electronic Devices (CEDs). The Department of Toxic Substance Control (DTSC) has also adopted regulations (Chapter 23 of Title 22 of California Code of Regulations) designating E-Wastes as universal wastes.

## **STAFFING RECOMMENDATIONS**

### **Adopted Proposed Budget**

Total current authorized positions— 0

### **Final Budget**

Total current authorized positions— 0

## **BUDGET RECOMMENDATIONS**

### **Adopted Proposed Budget**

It is recommended that a budget of \$25,200 be approved for Environmental Resources – E-Waste Collection Facility. This budget is funded by \$25,200 in estimated department revenue.

Total recommended authorized positions— 0

### **Final Budget**

There are no recommended changes in funding to this budget.

Total recommended authorized positions— 0

**STANISLAUS COUNTY, CALIFORNIA**  
**Fiscal Year 2015-2016**  
**PUBLIC RESOURCES**  
**Public Ways**



**ENVIRONMENTAL RESOURCES—FINK ROAD LANDFILL**

Budget Unit 4021 0041100  
Enterprise Fund

**SERVICES PROVIDED**

The Fink Road Landfill provides landfill services for Class III municipal solid waste for all of Stanislaus County. Landfill services are also provided for the combustion ash that results from the transformation of municipal solid waste at the adjacent Waste-to-Energy Facility.

**FUND/CASH BALANCE**

As of July 1, 2015, this fund had a positive retained earnings balance of \$25,370,250 compared to the July 1, 2014 positive balance of \$23,683,800. The increase is due to expenses being kept at a minimum while the Regional Solid Waste Agreement was still in development and an increase in revenue received from diseased poultry flocks that had to be depopulated. These funds are held in trust to fund future capital improvements and fixed assets as well as the closure activities at the Geer Road Landfill. The Department anticipates using \$4,090,693 of retained earnings in Fiscal Year 2015-2016 for new Ash Cell 4 development and upgrades to the landfill gas collection system.

As of July 1, 2015, this fund had a positive cash balance of \$13,840,650 compared to the July 1, 2014 positive balance of \$11,438,975. The increase is due to some of the local cities beginning to divert refuse away from the waste-to-energy facility to the less expensive landfill option and diseased poultry flocks that had to be depopulated. In addition, expenses continued to be kept at a minimum while the Regional Solid Waste Agreement was still in development and, therefore, waste flow was somewhat uncertain. The difference between the cash and retained earnings is due to the non-cash items on the balance sheet, such as compensated absences, depreciation and fixed assets.

<b>Environmental Resources - Fink Road Landfill</b>					
<b>Classification</b>	<b>2013-2014 Actual</b>	<b>2014-2015 Actual</b>	<b>2015-2016 Adopted Proposed</b>	<b>2015-2016 Recommended Adjustments</b>	<b>2015-2016 Recommended Final Budget</b>
Taxes	\$0	\$0	\$0	\$0	\$0
Licenses, Permits, Franchises	\$0	\$0	\$0	\$0	\$0
Fines, Forfeitures, Penalties	\$0	\$0	\$0	\$0	\$0
Revenue from use of Assets	\$470,323	\$662,448	\$560,000	\$0	\$560,000
Intergovernmental Revenue	\$0	\$99	\$0	\$0	\$0
Charges for Service	\$5,195,873	\$6,162,142	\$6,450,958	\$0	\$6,450,958
Miscellaneous Revenue	\$62,126	\$140,215	\$60,000	\$0	\$60,000
Other Financing Sources	\$56,567	\$0	\$0	\$0	\$0
<b>Total Revenue</b>	<b>\$5,784,889</b>	<b>\$6,964,904</b>	<b>\$7,070,958</b>	<b>\$0</b>	<b>\$7,070,958</b>
Salaries and Benefits	\$1,223,153	\$1,190,028	\$1,313,594	\$0	\$1,313,594
Services and Supplies	\$1,261,765	\$1,749,133	\$6,387,350	\$0	\$6,387,350
Other Charges	\$842,761	\$1,829,732	\$1,411,181	\$0	\$1,411,181
Fixed Assets					
Buildings & Improvements	\$0	\$0	\$250,000	\$0	\$250,000
Equipment	\$185,817	(\$5,919)	\$561,500	\$0	\$561,500
Other Financing Uses	\$1,209,829	\$1,182,471	\$1,238,026	\$0	\$1,238,026
Equity	\$0	\$0	\$0	\$0	\$0
Intrafund	\$0	\$0	\$0	\$0	\$0
Contingencies	\$0	\$0	\$0	\$0	\$0
<b>Gross Costs</b>	<b>\$4,723,325</b>	<b>\$5,945,445</b>	<b>\$11,161,651</b>	<b>\$0</b>	<b>\$11,161,651</b>
Retained Earnings	(\$1,061,564)	(\$1,019,459)	\$4,090,693	\$0	\$4,090,693
<b>Net County Cost</b>	<b>\$0</b>	<b>\$0</b>	<b>\$0</b>	<b>\$0</b>	<b>\$0</b>

\*Net county cost carryover savings included in the 2015-2016 Recommended Final Budget is \$0.

## PROGRAM DISCUSSION

At the proposed level of funding, the Department will continue to provide adequate disposal capacity and landfill operations for all of Stanislaus County in compliance with State, Federal, regional, and local landfill requirements. Specific programs provided within this budget submittal are the following: Class III municipal solid waste disposal, Class II combustion ash disposal, a roadside clean-up program, and a waste management unit closure program. The budget includes resources to meet the State's annual closure/post-closure requirements for both Fink and Geer Road Landfills. The Department anticipates that a required upgrade to the landfill gas collection system will cost an estimated \$500,000 at the time the Air Resources Board requires this to be initiated. In Fiscal Year 2015-2016 it is also anticipated that construction will begin on Ash Cell 4 with an estimated project cost of approximately \$3,500,000.

The County recently obtained Tentative Agreements from all eight Regional Agency partner cities to enter into a 10-year agreement for directing waste flow to the waste-to-energy facility and the Fink Road Landfill. These agreements were effective June 1, 2015. This will provide a stable flow of waste to those facilities to ensure their economic viability for many years to come.

## STAFFING RECOMMENDATIONS

### Adopted Proposed Budget

There were no requested changes to the current level of staffing.

Total current authorized positions— 14

### Final Budget

There are no requested changes to the current level of staffing.

Total current authorized positions— 14



## **BUDGET RECOMMENDATIONS**

### **Adopted Proposed Budget**

It is recommended that a budget of \$11,161,651 be approved for Environmental Resources – Fink Road Landfill. This budget is funded by \$7,070,958 in estimated department revenue and \$4,090,693 in departmental fund balance.

There are no recommended changes to the current level of staffing.

Total recommended authorized positions— 14

### **Final Budget**

There are no recommended changes in funding to this budget.

There are no recommended changes to the current level of staffing.

Total recommended authorized positions— 14



**ENVIRONMENTAL RESOURCES—GEER ROAD LANDFILL**

Budget Unit 4031 0041200  
Enterprise Fund

**SERVICES PROVIDED**

The Geer Road Landfill is no longer an active landfill. The facility stopped accepting waste in 1990 and went through an official closure in accordance with State requirements in 1995. The facility is now in a post-closure monitoring and maintenance mode.

**FUND/CASH BALANCE**

As of July 1, 2015, this fund had a positive retained earnings balance of \$237,249 compared to the July 1, 2014 positive balance of \$236,274, which is not a significant variance from the prior fiscal year. The Department is estimating an increase in Retained Earnings of \$163,779 in Fiscal Year 2015-2016.

As of July 1, 2015, this fund had a positive cash balance of \$167,161 compared to the July 1, 2014 positive balance of \$376,954. The decrease is attributable to the decrease in outstanding payables at year-end. The difference between cash and fund balance are the non-cash items on the balance sheet, such as land and right of ways, and the estimated cost of closure/post-closure.

At the beginning of the Fiscal Year, funds are transferred from the Post-Closure account to the Geer Road Landfill Operating Fund to cover the estimated expenses for the upcoming year and any deficit from the prior Fiscal Year. At year end, additional funds are transferred, if necessary, to end the year with no cash balance. The balance in the Post-Closure (6016) account on July 1, 2015, is \$1,433,398 compared to the July 1, 2014 balance of \$1,537,193. The decrease is due to the on-going post closure work being required at this landfill by the Regional Water Quality Control Board.

<b>Environmental Resources - Geer Road Landfill</b>					
<b>Classification</b>	<b>2013-2014 Actual</b>	<b>2014-2015 Actual</b>	<b>2015-2016 Adopted Proposed</b>	<b>2015-2016 Recommended Adjustments</b>	<b>2015-2016 Recommended Final Budget</b>
Taxes	\$0	\$0	\$0	\$0	\$0
Licenses, Permits, Franchises	\$0	\$0	\$0	\$0	\$0
Fines, Forfeitures, Penalties	\$0	\$0	\$0	\$0	\$0
Revenue from use of Assets	(\$1,163)	\$574	\$0	\$0	\$0
Intergovernmental Revenue	\$0	\$0	\$0	\$0	\$0
Charges for Service	\$0	\$0	\$0	\$0	\$0
Miscellaneous Revenue	\$77,444	\$0	\$0	\$0	\$0
Other Financing Sources	\$979,537	\$1,495,420	\$2,163,157	\$0	\$2,163,157
<b>Total Revenue</b>	<b>\$1,055,818</b>	<b>\$1,495,994</b>	<b>\$2,163,157</b>	<b>\$0</b>	<b>\$2,163,157</b>
Salaries and Benefits	\$0	\$0	\$0	\$0	\$0
Services and Supplies	\$950,127	\$1,393,380	\$1,896,525	\$0	\$1,896,525
Other Charges	\$106,854	\$102,040	\$102,853	\$0	\$102,853
Fixed Assets	\$0	\$0	\$0	\$0	\$0
Other Financing Uses	\$0	\$0	\$0	\$0	\$0
Equity	\$0	\$0	\$0	\$0	\$0
Intrafund	\$0	\$0	\$0	\$0	\$0
Contingencies	\$0	\$0	\$0	\$0	\$0
<b>Gross Costs</b>	<b>\$1,056,981</b>	<b>\$1,495,420</b>	<b>\$1,999,378</b>	<b>\$0</b>	<b>\$1,999,378</b>
Retained Earnings	\$1,163	(\$574)	(\$163,779)	\$0	(\$163,779)
<b>Net County Cost</b>	<b>\$0</b>	<b>\$0</b>	<b>\$0</b>	<b>\$0</b>	<b>\$0</b>

\*Net county cost carryover savings included in the 2015-2016 Recommended Final Budget is \$0.

## PROGRAM DISCUSSION

At the proposed level of funding, the Department will continue to provide the required post-closure maintenance and monitoring. Included in the post-closure program are a groundwater protection program, a surface water protection program, underground gas control systems, and a groundwater extraction and treatment system. Beginning with Fiscal Year 2011-2012, the Department's costs for ongoing post-closure programs at this site increased significantly as the result of being issued a Cease and Desist Order by the Regional Water Quality Control Board (RWQCB). As such, the Department will closely monitor the remaining Closure Fund balance.

The County continues to anticipate additional reimbursement for recent expenses from multiple insurance companies for policies which the County holds that do not have pollution exclusion coverage. Modest payments began being received in 2013, but have only totaled about \$580,000 to date. Additional payments are anticipated which may exceed \$1M. Payments are being negotiated by Brown & Winters on behalf of the County. If funds become insufficient to cover anticipated costs, the County and the site's co-owner, the City of Modesto, will need to identify additional funding.

## STAFFING RECOMMENDATIONS

### Adopted Proposed Budget

Total current authorized positions— 0

### Final Budget

Total current authorized positions— 0

## **BUDGET RECOMMENDATIONS**

### **Adopted Proposed Budget**

It is recommended that a budget of \$1,999,378 be approved for Environmental Resources – Geer Road Landfill. This budget is funded by \$2,163,157 in estimated department revenue with an increase of \$163,779 to retained earnings.

Total recommended authorized positions— 0

### **Final Budget**

There are no recommended changes in funding to this budget.

Total recommended authorized positions— 0

**STANISLAUS COUNTY, CALIFORNIA**  
**Fiscal Year 2015-2016**  
**PUBLIC RESOURCES**  
**Other Protection**



**ENVIRONMENTAL RESOURCES—HOUSEHOLD HAZARDOUS WASTE**

Budget Unit 1002 0034202  
 Special Revenue Fund

**SERVICES PROVIDED**

The Household Hazardous Waste Program is operated by the Department of Environmental Resources and is available to all the citizens who live within the cities and the unincorporated areas of Stanislaus County. This program provides for the diversion of household hazardous waste from sewer systems, landfills, and roadside dumping through the operation of a permanent household hazardous waste facility and mobile collection events. The permanent household hazardous collection facility is open throughout the year on Wednesday, Friday and Saturday for homeowners and approved Conditionally Exempt Small Quantity Generators (CESQG) to safely dispose of unwanted hazardous waste.

**FUND/CASH BALANCE**

As of July 1, 2015, this fund had a positive fund balance of \$837,990 compared to the July 1, 2014 balance of \$618,503. The increase is the result of savings on operation and disposal costs, specifically from savings on the cost of paint disposal due to participating in the PaintCare program, and interest earnings. Cash is tracking similar to fund balance.

<b>Environmental Resources - Household Hazardous Waste</b>					
<b>Classification</b>	<b>2013-2014 Actual</b>	<b>2014-2015 Actual</b>	<b>2015-2016 Adopted Proposed</b>	<b>2015-2016 Recommended Adjustments</b>	<b>2015-2016 Recommended Final Budget</b>
Taxes	\$0	\$0	\$0	\$0	\$0
Licenses, Permits, Franchises	\$0	\$0	\$0	\$0	\$0
Fines, Forfeitures, Penalties	\$0	\$0	\$0	\$0	\$0
Revenue from use of Assets	\$6,345	\$6,229	\$0	\$0	\$0
Intergovernmental Revenue	\$0	\$0	\$0	\$0	\$0
Charges for Service	\$774,694	\$780,801	\$778,500	\$0	\$778,500
Miscellaneous Revenue	\$5,918	\$31,740	\$0	\$0	\$0
Other Financing Sources	\$0	\$0	\$0	\$0	\$0
<b>Total Revenue</b>	<b>\$786,957</b>	<b>\$818,770</b>	<b>\$778,500</b>	<b>\$0</b>	<b>\$778,500</b>
Salaries and Benefits	\$0	\$0	\$0	\$0	\$0
Services and Supplies	\$209,540	\$175,093	\$284,500	\$0	\$284,500
Other Charges	\$2,999	\$3,963	\$8,000	\$0	\$8,000
Fixed Assets	\$0	\$0	\$0	\$0	\$0
Other Financing Uses	\$0	\$0	\$0	\$0	\$0
Equity	\$0	\$0	\$0	\$0	\$0
Intrafund	\$417,193	\$413,613	\$486,000	\$0	\$486,000
Contingencies	\$0	\$0	\$0	\$0	\$0
<b>Gross Costs</b>	<b>\$629,732</b>	<b>\$592,669</b>	<b>\$778,500</b>	<b>\$0</b>	<b>\$778,500</b>
Fund Balance	(\$157,225)	(\$226,101)	\$0	\$0	\$0
<b>Net County Cost</b>	<b>\$0</b>	<b>\$0</b>	<b>\$0</b>	<b>\$0</b>	<b>\$0</b>

\* Net county cost carryover savings included in the 2015-2016 Recommended Final Budget is \$0.

## **PROGRAM DISCUSSION**

At the proposed level of funding, the Department can maintain a level of service that provides oversight to the Household Waste Collection Program and disposal options to businesses who are Conditionally Exempt Small Quantity Generators.

Many common household products are hazardous. If these products are handled or disposed of incorrectly, they can pose a threat to human health, animals and the environment. When these products are discarded, they become "household hazardous waste." In California, it is illegal to dispose of household hazardous waste in the trash, down the drain, or by abandonment. Household hazardous waste needs to be disposed of through a Household Hazardous Waste Program.

## **STAFFING RECOMMENDATIONS**

### **Adopted Proposed Budget**

Total current authorized positions— 0

### **Final Budget**

Total current authorized positions— 0

## **BUDGET RECOMMENDATIONS**

### **Adopted Proposed Budget**

It is recommended that a budget of \$778,500 be approved for Environmental Resources – Household Hazardous Waste. This budget is funded by \$778,500 in estimated department revenue.

Total recommended authorized positions— 0

### **Final Budget**

There are no recommended changes in funding to this budget.

Total recommended authorized positions— 0

**STANISLAUS COUNTY, CALIFORNIA**  
**Fiscal Year 2015-2016**  
**PUBLIC RESOURCES**  
**Other Protection**



**ENVIRONMENTAL RESOURCES—TRUST FUND**

Budget Unit 1009 0034209  
 Special Revenue Fund

**SERVICES PROVIDED**

The Stanislaus County Environmental Resources Trust Fund provides critical grant funding for environmental enforcement and/or the enhancement of the environment within the County of Stanislaus. All public agencies and non-profit organizations are eligible for the grants.

**FUND/CASH BALANCE**

As of July 1, 2015, this fund had a positive fund balance of \$41,206, compared to the July 1, 2014 positive balance of \$55,118. The decrease is due to almost \$14,000 in grants being awarded for environmental projects to enhance natural resources in Stanislaus County. The Department anticipates using \$41,174 in fund balance in Fiscal Year 2015-2016. Cash is tracking similar to fund balance.

<b>Environmental Resources - Trust Fund</b>					
<b>Classification</b>	<b>2013-2014 Actual</b>	<b>2014-2015 Actual</b>	<b>2015-2016 Adopted Proposed</b>	<b>2015-2016 Recommended Adjustments</b>	<b>2015-2016 Recommended Final Budget</b>
Taxes	\$0	\$0	\$0	\$0	\$0
Licenses, Permits, Franchises	\$0	\$0	\$0	\$0	\$0
Fines, Forfeitures, Penalties	\$0	\$0	\$0	\$0	\$0
Revenue from use of Assets	\$488	\$421	\$0	\$0	\$0
Intergovernmental Revenue	\$0	\$0	\$0	\$0	\$0
Charges for Service	\$0	\$0	\$0	\$0	\$0
Miscellaneous Revenue	\$0	\$0	\$0	\$0	\$0
Other Financing Sources	\$0	\$0	\$0	\$0	\$0
<b>Total Revenue</b>	<b>\$488</b>	<b>\$421</b>	<b>\$0</b>	<b>\$0</b>	<b>\$0</b>
Salaries and Benefits	\$0	\$0	\$0	\$0	\$0
Services and Supplies	\$0	\$14,163	\$0	\$0	\$0
Other Charges	\$0	\$0	\$41,174	\$0	\$41,174
Fixed Assets	\$0	\$0	\$0	\$0	\$0
Other Financing Uses	\$0	\$0	\$0	\$0	\$0
Equity	\$0	\$0	\$0	\$0	\$0
Intrafund	\$0	\$0	\$0	\$0	\$0
Contingencies	\$0	\$0	\$0	\$0	\$0
<b>Gross Costs</b>	<b>\$0</b>	<b>\$14,163</b>	<b>\$41,174</b>	<b>\$0</b>	<b>\$41,174</b>
<b>Fund Balance</b>	<b>(\$488)</b>	<b>\$13,742</b>	<b>\$41,174</b>	<b>\$0</b>	<b>\$41,174</b>
<b>Net County Cost</b>	<b>\$0</b>	<b>\$0</b>	<b>\$0</b>	<b>\$0</b>	<b>\$0</b>

\*Net county cost carryover savings included in the 2015-2016 Recommended Final Budget is \$0.

**PROGRAM DISCUSSION**

At the proposed level of funding, the Department will continue to support efforts that will benefit the natural environment and resources in Stanislaus County. The Stanislaus County Environmental Trust was created through a final judgment court order for distribution of the funds received for local environmental law enforcement projects and to support efforts of benefit to the enhancement of natural resources in Stanislaus County. In Fiscal Year 2014-2015, the Trust Fund made \$14,000 available for

grants to be awarded for purposes of environmental enhancement and law enforcement efforts. The Department will continue to work with the Environmental Trust Fund to award future grant monies for the purpose of enhancing the local environment.

#### **STAFFING RECOMMENDATIONS**

##### **Adopted Proposed Budget**

Total current authorized positions— 0

##### **Final Budget**

Total current authorized positions— 0

#### **BUDGET RECOMMENDATIONS**

##### **Adopted Proposed Budget**

It is recommended that a budget of \$41,174 be approved for Environmental Resources – Trust Fund. This budget is funded by \$41,174 in departmental fund balance.

Total recommended authorized positions— 0

##### **Final Budget**

There are no recommended changes in funding to this budget.

Total recommended authorized positions— 0



**STANISLAUS COUNTY, CALIFORNIA**  
**Fiscal Year 2015-2016**  
**PUBLIC RESOURCES**  
**Other Protection**



**ENVIRONMENTAL RESOURCES—UNDERGROUND STORAGE TANK PROGRAM**  
 Budget Unit 1006 0034206  
 Special Revenue Fund

**SERVICES PROVIDED**

The Underground Storage Tank Program is responsible for providing agency direction to ensure that sites with environmental contamination by petroleum fuel released from leaking underground storage tanks (Leaking USTs) are properly cleaned up and do not pose a risk to public health and groundwater resources. Currently, this program provides regulatory oversight services for the investigation, remediation, and closure for approximately 31 contaminated Leaking UST sites within Stanislaus County.

**FUND/CASH BALANCE**

As of July 1, 2015, this fund had a positive fund balance of \$100,507 compared to the July 1, 2014 fund balance of \$121,973. The decrease is due to the timing of State reimbursements claims to cover program costs.

As of July 1, 2015, this fund had a negative cash balance of \$134,616 compared to the July 1, 2014 positive balance of \$16,061. The decrease is due to the lag time in the receipt of state reimbursements claims to cover program costs. The difference between the cash and fund balance is attributable to the timing of the receipt of State reimbursements claims to cover program costs.

<b>Environmental Resources - Underground Storage Tank</b>					
<b>Classification</b>	<b>2013-2014 Actual</b>	<b>2014-2015 Actual</b>	<b>2015-2016 Adopted Proposed</b>	<b>2015-2016 Recommended Adjustments</b>	<b>2015-2016 Recommended Final Budget</b>
Taxes	\$0	\$0	\$0	\$0	\$0
Licenses, Permits, Franchises	\$0	\$0	\$0	\$0	\$0
Fines, Forfeitures, Penalties	\$0	\$0	\$0	\$0	\$0
Revenue from use of Assets	\$292	\$689	\$0	\$0	\$0
Intergovernmental Revenue	\$195,884	\$234,878	\$258,970	\$0	\$258,970
Charges for Service	\$0	\$0	\$0	\$0	\$0
Miscellaneous Revenue	\$0	\$0	\$0	\$0	\$0
Other Financing Sources	\$0	\$0	\$0	\$0	\$0
<b>Total Revenue</b>	<b>\$196,176</b>	<b>\$235,567</b>	<b>\$258,970</b>	<b>\$0</b>	<b>\$258,970</b>
Salaries and Benefits	\$0	\$0	\$0	\$0	\$0
Services and Supplies	\$2,494	\$3,539	\$6,448	\$0	\$6,448
Other Charges	\$0	\$0	\$0	\$0	\$0
Fixed Assets	\$0	\$0	\$0	\$0	\$0
Other Financing Uses	\$0	\$0	\$0	\$0	\$0
Equity	\$0	\$0	\$0	\$0	\$0
Intrafund	\$202,841	\$252,522	\$252,522	\$0	\$252,522
Contingencies	\$0	\$0	\$0	\$0	\$0
<b>Gross Costs</b>	<b>\$205,335</b>	<b>\$256,061</b>	<b>\$258,970</b>	<b>\$0</b>	<b>\$258,970</b>
<b>Fund Balance</b>	<b>\$9,159</b>	<b>\$20,494</b>	<b>\$0</b>	<b>\$0</b>	<b>\$0</b>
<b>Net County Cost</b>	<b>\$0</b>	<b>\$0</b>	<b>\$0</b>	<b>\$0</b>	<b>\$0</b>

\*Net county cost carryover savings included in the 2015-2016 Recommended Final Budget is \$0.

## **PROGRAM DISCUSSION**

The budget for the Underground Storage Tank (UST) Program is funded by a contract with the State Water Resources Control Board (SWRCB) to provide regulatory oversight services for sites contaminated as a result of leaking petroleum underground storage tanks. The Department is currently in discussion with the SWRCB to extend its program certification and renew its contract for funding for Fiscal Year 2015-2016. It is anticipated that the State will make a decision by June 30, 2015. The SWRCB's Underground Storage Tank Clean Up Fund manages the contracts for the program and has expressed a desire for Stanislaus County to renew its Local Oversight Program contract for Fiscal Year 2015-2016 and continue to provide regulatory oversight for its leaking UST sites.

Should the contract with the SWRCB be awarded at the proposed level of funding, or up to \$258,970, the Department can maintain the current level of service to provide regulatory direction for the investigation and cleanup of petroleum contaminated sites. Staff must evaluate each site to determine if conditions meet eligibility requirements for closure in accordance with the SWRCB's Underground Storage Tank Low Threat Closure Policy and must provide written regulatory direction requiring the performance of any remaining investigation activities necessary to achieve closure. This level of service allows the Department to continue to operate the program in a manner that protects public health and groundwater resources.

## **STAFFING RECOMMENDATIONS**

### **Adopted Proposed Budget**

Total current authorized positions— 0

### **Final Budget**

Total current authorized positions— 0

## **BUDGET RECOMMENDATIONS**

### **Adopted Proposed Budget**

It is recommended that a budget of \$258,970 be approved for Environmental Resources – Underground Storage Tank. This budget is funded by \$258,970 in estimated department revenue.

Total recommended authorized positions— 0

### **Final Budget**

There are no recommended changes in funding to this budget.

Total recommended authorized positions— 0

**STANISLAUS COUNTY, CALIFORNIA**  
**Fiscal Year 2015-2016**  
**PUBLIC RESOURCES**  
**Other Protection**



**ENVIRONMENTAL RESOURCES—USED OIL RECYCLING**

Budget Unit 1008 0034207  
 Special Revenue Fund

**SERVICES PROVIDED**

Oil Payment Program Funds are designated for public education and financial support of used oil and used oil filter recycling-related activities. Waste oil is a hazardous waste and these programs are intended to help prevent the improper release and contamination of soil and/or groundwater.

**FUND/CASH BALANCE**

As of July 1, 2015, this fund had a positive fund balance of \$64,590 compared to the July 1, 2014 zero fund balance. Funds are traditionally transferred from this budget unit to Environmental Resources main operating budget at fiscal year-end to cover the cost of any administrative services associated with this budget.

As of July 1, 2015, this fund had a positive cash balance of \$34,175 compared to the July 1, 2014 positive balance of \$3,432. The increase is due to outstanding payables at year-end. The difference between the cash and fund balance is attributable to outstanding receivables and payables at year-end.

<b>Environmental Resources - Used Oil Recycling</b>					
<b>Classification</b>	<b>2013-2014 Actual</b>	<b>2014-2015 Actual</b>	<b>2015-2016 Adopted Proposed</b>	<b>2015-2016 Recommended Adjustments</b>	<b>2015-2016 Recommended Final Budget</b>
Taxes	\$0	\$0	\$0	\$0	\$0
Licenses, Permits, Franchises	\$0	\$0	\$0	\$0	\$0
Fines, Forfeitures, Penalties	\$0	\$0	\$0	\$0	\$0
Revenue from use of Assets	\$0	\$0	\$0	\$0	\$0
Intergovernmental Revenue	\$85,544	\$111,101	\$64,590	\$15,000	\$79,590
Charges for Service	\$2,195	\$2,045	\$3,000	\$0	\$3,000
Miscellaneous Revenue	\$0	\$0	\$0	\$0	\$0
Other Financing Sources	\$0	\$0	\$0	\$0	\$0
<b>Total Revenue</b>	<b>\$87,739</b>	<b>\$113,146</b>	<b>\$67,590</b>	<b>\$15,000</b>	<b>\$82,590</b>
Salaries and Benefits	\$0	\$0	\$0	\$0	\$0
Services and Supplies	\$46,467	\$50,682	\$43,692	\$15,000	\$58,692
Other Charges	\$7,022	\$0	\$0	\$0	\$0
Fixed Assets	\$0	\$0	\$0	\$0	\$0
Other Financing Uses	\$0	\$0	\$0	\$0	\$0
Equity	\$0	\$0	\$0	\$0	\$0
Intrafund	\$130,323	(\$2,126)	\$23,898	\$0	\$23,898
Contingencies	\$0	\$0	\$0	\$0	\$0
<b>Gross Costs</b>	<b>\$183,812</b>	<b>\$48,556</b>	<b>\$67,590</b>	<b>\$15,000</b>	<b>\$82,590</b>
<b>Fund Balance</b>	<b>\$96,073</b>	<b>(\$64,590)</b>	<b>\$0</b>	<b>\$0</b>	<b>\$0</b>
<b>Net County Cost</b>	<b>\$0</b>	<b>\$0</b>	<b>\$0</b>	<b>\$0</b>	<b>\$0</b>

\*Net county cost carryover savings included in the 2015-2016 Recommended Final Budget is \$0.

## **PROGRAM DISCUSSION**

At the proposed level of funding, the Department can adequately provide services and perform activities associated with this program. For Fiscal Year 2015-2016, the 23 used oil collection sites will continue to receive a level of support they have come to expect from the Department. This site support consists of several in-person visits and supplying signage and current educational and outreach materials. Of the 23 used oil collection sites, 21 sites also collect used oil filters.

Also during Fiscal Year 2015-2016, the Department will partner for the sixth time with the cities of Modesto and Ceres in a used oil filter exchange event which will be held from July 10 through 12, 2015. The super weekend event will involve all of the O'Reilly Auto Parts stores and AutoZone locations in the County.

The English as a Second Language (ESL) Used Oil outreach and education program will continue into its eighth year with a minimum of 10 classes.

Oil payment program funds will continue to support the County's Household Hazardous Waste (HHW) facility. Program funds will be used to pay expenses incurred for the disposal and transport of used oil and used oil filters, purchase supplies associated with the handling of used oil and used filters and for any equipment required to manage the collection of used oil and used filters. Program funds are also used to assist in the cost associated with the printing and distribution of the HHW Disposal Guide which includes a listing of the County's Certified Collection Centers for used oil and used oil filters.

For the seventh year, the Department will partner with the cities of Modesto and Ceres in sponsoring and participating in the "Go Green Night" with the Modesto Nuts baseball team, which typically happens during the months of May or June at John Thurman field, depending on the Modesto Nuts baseball home schedule. The participating jurisdictions will have booths providing materials to inform residents of recycling opportunities in the county for used oil and used oil filters and educate residents of the consequences of improper disposal. Surveys will be conducted at this event to assist the Department in better assessing where additional outreach and education is necessary.

## **STAFFING RECOMMENDATIONS**

### **Adopted Proposed Budget**

Total current authorized positions— 0

### **Final Budget**

Total current authorized positions— 0

## **BUDGET RECOMMENDATIONS**

### **Adopted Proposed Budget**

It is recommended that a budget of \$67,590 be approved for Environmental Resources – Used Oil Recycling. This budget is funded by \$67,590 in estimated department revenue.

Total recommended authorized positions— 0

**Final Budget**

The Department is requesting to increase estimated revenue and appropriations by \$15,000 for the cost of newspaper and radio advertisements to promote the filter exchange program on behalf of the cities of Ceres, Modesto, and Turlock.

The department requests for Final Budget are recommended in full. It is recommended that a budget of \$82,590 be approved for Environmental Resources – Used Oil Recycling. This budget is funded by \$82,590 in estimated department revenue.

Total recommended authorized positions— 0

**STANISLAUS COUNTY, CALIFORNIA**  
**Fiscal Year 2015-2016**  
**PUBLIC RESOURCES**  
**Other Protection**



**ENVIRONMENTAL RESOURCES—VEHICLE REGISTRATION FEE SURCHARGE**

Budget Unit 1003 0034203  
 Special Revenue Fund

**SERVICES PROVIDED**

The Vehicle Registration Fee Surcharge provides assistance in achieving a reduction in air emissions to improve air quality and protect the health and safety of County residents. In the early 1990's the Regional Air Pollution Control District was formed, leaving a fund balance of those fees previously collected with the Department of Environmental Resources. Interest earned on the fund balance is the only source of revenue to the Vehicle Registration Fee Surcharge fund.

**FUND/CASH BALANCE**

As of July 1, 2015, this fund had a positive fund balance of \$367,836 compared to the July 1, 2014, positive balance of \$366,720. Interest earned on the fund balance is the only source of revenue to the Vehicle Registration Fee Surcharge fund. The funds can be used to achieve a reduction in air emissions to improve air quality. The Department of Environmental Resources uses these funds to fund the difference between the cost of alternative fuel vehicles and gas vehicles, and to fund emission upgrades for the Department's on- and off- road vehicles. The Department estimates using \$63,233 of Fund Balance in Fiscal Year 2015-2016. Cash is tracking similar to fund balance.

<b>Environmental Resources - Vehicle Registration Fee Surcharge</b>					
<b>Classification</b>	<b>2013-2014 Actual</b>	<b>2014-2015 Actual</b>	<b>2015-2016 Adopted Proposed</b>	<b>2015-2016 Recommended Adjustments</b>	<b>2015-2016 Recommended Final Budget</b>
Taxes	\$0	\$0	\$0	\$0	\$0
Licenses, Permits, Franchises	\$0	\$0	\$0	\$0	\$0
Fines, Forfeitures, Penalties	\$0	\$0	\$0	\$0	\$0
Revenue from use of Assets	\$3,073	\$2,865	\$4,500	\$0	\$4,500
Intergovernmental Revenue	\$0	\$0	\$0	\$0	\$0
Charges for Service	\$0	\$0	\$0	\$0	\$0
Miscellaneous Revenue	\$0	\$0	\$0	\$0	\$0
Other Financing Sources	\$0	\$0	\$0	\$0	\$0
<b>Total Revenue</b>	<b>\$3,073</b>	<b>\$2,865</b>	<b>\$4,500</b>	<b>\$0</b>	<b>\$4,500</b>
Salaries and Benefits	\$0	\$0	\$0	\$0	\$0
Services and Supplies	\$0	\$0	\$67,733	\$0	\$67,733
Other Charges	\$0	\$0	\$0	\$0	\$0
Fixed Assets	\$0	\$0	\$0	\$0	\$0
Other Financing Uses	\$56,568	\$0	\$0	\$0	\$0
Equity	\$0	\$0	\$0	\$0	\$0
Intrafund	\$0	\$0	\$0	\$0	\$0
Contingencies	\$0	\$0	\$0	\$0	\$0
<b>Gross Costs</b>	<b>\$56,568</b>	<b>\$0</b>	<b>\$67,733</b>	<b>\$0</b>	<b>\$67,733</b>
<b>Fund Balance</b>	<b>\$53,495</b>	<b>(\$2,865)</b>	<b>\$63,233</b>	<b>\$0</b>	<b>\$63,233</b>
<b>Net County Cost</b>	<b>\$0</b>	<b>\$0</b>	<b>\$0</b>	<b>\$0</b>	<b>\$0</b>

\*Net county cost carryover savings included in the 2015-2016 Recommended Final Budget is \$0.

## **PROGRAM DISCUSSION**

At the proposed level of funding, the Department can continue to provide services in support of achieving a reduction in air emissions, funding mandated emissions upgrades for Parks and Recreation, Fink Road Landfill, and to assist with the purchase of alternative fuel vehicles.

The Department has traditionally applied for grant funding to repower and retrofit certain equipment in Parks and Recreation and at the Fink Road Landfill when funding becomes available from the California Air Resources Board. Since the timing of receiving the grant funds is unknown, the Department is continuing to request funds at the same level as Fiscal Year 2014-2015.

## **STAFFING RECOMMENDATIONS**

### **Adopted Proposed Budget**

Total current authorized positions— 0

### **Final Budget**

Total current authorized positions— 0

## **BUDGET RECOMMENDATIONS**

### **Adopted Proposed Budget**

It is recommended that a budget of \$67,733 be approved for Environmental Resources – Vehicle Registration Fee Surcharge. This budget is funded by \$4,500 in estimated department revenue and \$63,233 in departmental fund balance.

Total recommended authorized positions— 0

### **Final Budget**

There are no recommended changes in funding to this budget.

Total recommended authorized positions— 0

**STANISLAUS COUNTY, CALIFORNIA**

**Fiscal Year 2015-2016**

**PUBLIC RESOURCES**

**Other Protection**



**ENVIRONMENTAL RESOURCES—WASTE TIRE ENFORCEMENT GRANT**

Budget Unit 1012 0034200

Special Revenue Fund

**SERVICES PROVIDED**

The Waste Tire Enforcement Grant is used to conduct inspections, re-inspections, follow-ups, surveillance and enforcement of tire dealers, auto dismantlers, tire haulers, and other points of waste tire generation to ensure compliance with all applicable laws and regulations of these facilities. Waste Tire Enforcement funds are designated for performing initial and follow-up inspections for all waste tire generators, haulers, and waste tire storage facilities for all jurisdictions in Stanislaus County with the exception of the City of Modesto.

**FUND/CASH BALANCE**

As of July 1, 2015, this fund had a zero fund balance compared to the July 1, 2014 zero balance.

As of July 1, 2015, this fund had a negative cash balance of \$69,039 compared to the July 1, 2014 negative balance of \$74,934. The variance is attributed to the lag time associated with the State's reimbursement of the final grant claim. As reimbursement is received, this cash balance will become a positive. The difference between cash and fund balance is due to an outstanding year-end receivable.

<b>Environmental Resources - Waste Tire Enforcement Grant</b>					
<b>Classification</b>	<b>2013-2014 Actual</b>	<b>2014-2015 Actual</b>	<b>2015-2016 Adopted Proposed</b>	<b>2015-2016 Recommended Adjustments</b>	<b>2015-2016 Recommended Final Budget</b>
Taxes	\$0	\$0	\$0	\$0	\$0
Licenses, Permits, Franchises	\$0	\$0	\$0	\$0	\$0
Fines, Forfeitures, Penalties	\$0	\$0	\$0	\$0	\$0
Revenue from use of Assets	\$0	\$0	\$0	\$0	\$0
Intergovernmental Revenue	\$116,065	\$129,471	\$120,270	\$0	\$120,270
Charges for Service	\$0	\$0	\$0	\$0	\$0
Miscellaneous Revenue	\$0	\$0	\$0	\$0	\$0
Other Financing Sources	\$0	\$0	\$0	\$0	\$0
<b>Total Revenue</b>	<b>\$116,065</b>	<b>\$129,471</b>	<b>\$120,270</b>	<b>\$0</b>	<b>\$120,270</b>
Salaries and Benefits	\$0	\$0	\$0	\$0	\$0
Services and Supplies	\$1,160	\$251	\$1,000	\$0	\$1,000
Other Charges	\$0	\$0	\$0	\$0	\$0
Fixed Assets	\$0	\$0	\$0	\$0	\$0
Other Financing Uses	\$0	\$0	\$0	\$0	\$0
Equity	\$0	\$0	\$0	\$0	\$0
Intrafund	\$155,194	\$129,220	\$119,270	\$0	\$119,270
Contingencies	\$0	\$0	\$0	\$0	\$0
<b>Gross Costs</b>	<b>\$156,354</b>	<b>\$129,471</b>	<b>\$120,270</b>	<b>\$0</b>	<b>\$120,270</b>
<b>Fund Balance</b>	<b>\$40,289</b>	<b>\$0</b>	<b>\$0</b>	<b>\$0</b>	<b>\$0</b>
<b>Net County Cost</b>	<b>\$0</b>	<b>\$0</b>	<b>\$0</b>	<b>\$0</b>	<b>\$0</b>

\*Net county cost carryover savings included in the 2015-2016 Recommended Final Budget is \$0.



## **PROGRAM DISCUSSION**

At the proposed level of funding, the Department can adequately provide services associated with this program. Through this program, the Department provides inspections, re-inspections, surveillance and enforcement of tire dealers, auto dismantlers, tire haulers and other points of waste tire generation to ensure compliance with all applicable laws and regulations at these facilities.

## **STAFFING RECOMMENDATIONS**

### **Adopted Proposed Budget**

Total current authorized positions— 0

### **Final Budget**

Total current authorized positions— 0

## **BUDGET RECOMMENDATIONS**

### **Adopted Proposed Budget**

It is recommended that a budget of \$120,270 be approved for Environmental Resources – Waste Tire Enforcement Grant. This budget is funded by \$120,270 in estimated department revenue.

Total recommended authorized positions— 0

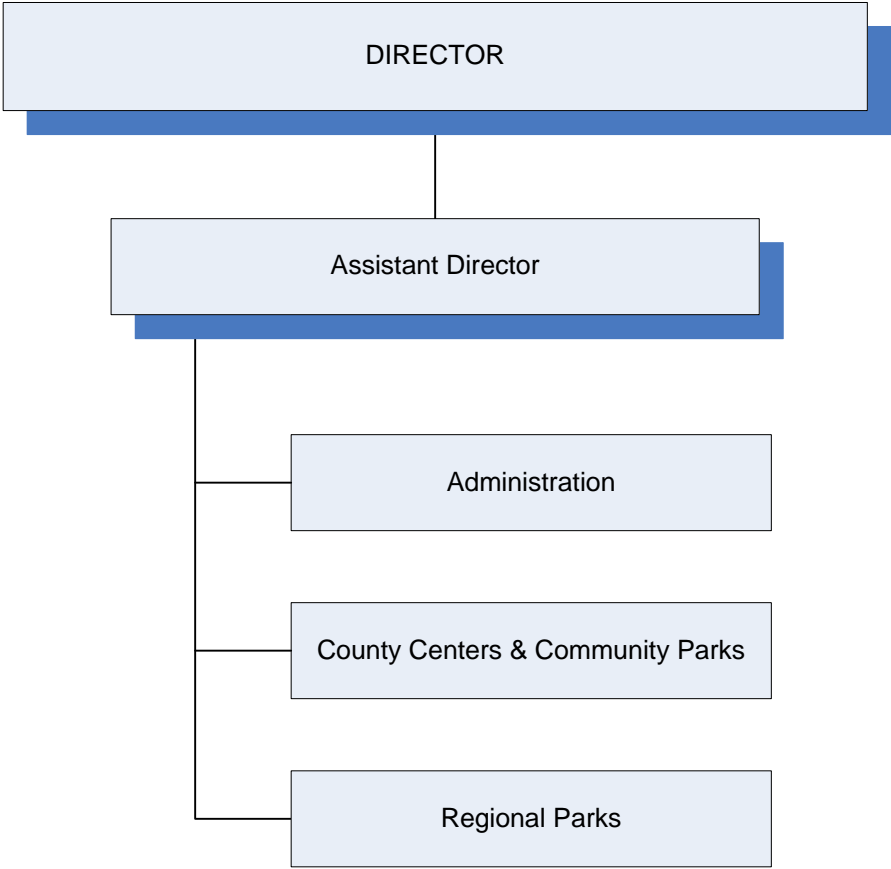
### **Final Budget**

There are no recommended changes in funding to this budget.

Total recommended authorized positions— 0

**STANISLAUS COUNTY  
PARKS AND RECREATION**

---



Revised April 2013

**STANISLAUS COUNTY, CALIFORNIA**  
**Fiscal Year 2015-2016**  
**PUBLIC RESOURCES**  
**Recreation Facilities**



**PARKS AND RECREATION**  
**Jami Aggers, Director**

<b>BUDGET AT A GLANCE</b>	
Gross Costs	\$6,926,285
Total Revenue	\$4,392,268
Fund Balance/Retained Earnings	\$118,011
<b>Net County Cost</b>	<b>\$2,416,006</b>
Total Recommended Staffing	26
% Funded by Local Discretionary Funds	34.9%

**MISSION STATEMENT**

The mission of the Department of Parks and Recreation is to implement the policies established by the Board of Supervisors pertaining to parks, which includes acquiring, developing, and maintaining recreation areas serving every segment of society, including the disabled and economically disadvantaged. It is also to provide the leadership necessary to develop and manage parks and recreation facilities in ways that will provide the best possible experience for people to enjoy the outdoors at the most reasonable costs.

**ACCOMPLISHMENTS AND OBJECTIVES**

The Accomplishments of 2014-2015 and Objectives for the 2015-2016 Fiscal Year for the Department of Parks and Recreation include:

<b>FISCAL YEAR 2014-2015 ACCOMPLISHMENTS</b>	<b>FISCAL YEAR 2015-2016 OBJECTIVES</b>
<ul style="list-style-type: none"> <li>◆ Development of a Parks Marketing Plan.</li> <li>◆ Completed the sewer system evaluation and 65% of design plans for T-Island and Muir Point campground improvements at Woodward Reservoir.</li> </ul>	<ul style="list-style-type: none"> <li>◆ Continued development and construction of T-Island and Muir Point Campground improvements at Woodward Reservoir.</li> <li>◆ Implementation of Parks Online Reservation System.</li> </ul>

**BUDGETS WITHIN THE PARKS AND RECREATION DEPARTMENT INCLUDE:**

- ◆ Parks and Recreation
- ◆ Fish and Wildlife
- ◆ Modesto Reservoir Patrol
- ◆ Off-Highway Vehicle Fund
- ◆ Regional Water Safety Training Center
- ◆ Tuolumne River Regional Park

**STANISLAUS COUNTY, CALIFORNIA**  
**Fiscal Year 2015-2016**  
**PUBLIC RESOURCES**  
**Recreation Facilities**



**PARKS AND RECREATION**

Budget Unit 0100 0035110  
General Fund

**SERVICES PROVIDED**

The Stanislaus County Department of Parks and Recreation maintains five regional parks, twelve neighborhood parks, ten community parks, two Off-Highway Vehicle parks, four cemeteries, two bridges, La Grange historical areas, five fishing access points along rivers and lakes, one swimming pool, one organized youth camp, and numerous acres of open space and river bottom. These facilities provide a vast array of recreational opportunities including but not limited to: picnicking, sailing and power boating, water skiing, jet skiing, fishing, swimming, camping, hiking, hunting, and horseback and biking trails. In addition, the Department of Parks and Recreation provides landscape/grounds maintenance services and streetscape maintenance for nine county service areas, eight county centers, ten libraries, one landscape maintenance district, and other governmental buildings in the unincorporated areas of the County.

The Department consists of four divisions including Administration, Community Parks/County Centers, Woodward Reservoir and Modesto Reservoir.

Administration implements the functions of finance, human resources, information technology, contract coordination, grant coordination, project management, process improvements, planning, employee support, risk and safety management, partner development and opportunities, and aligning maintenance, operational, and customer needs.

The Community Parks/County Centers Division is responsible for the maintenance and operations of the parks, flood control landscape, and streetscapes within:

- ◆ County Service Areas 1, 10, 16, 18, 19, 21, 22, 24, 25, 26, and Del Rio Heights Landscape Assessment District;
- ◆ Fox Grove, Riverdale and Las Palmas Fishing Accesses;
- ◆ Pauper's Cemetery;
- ◆ The Regional Water Safety Training Center in Empire, Atlas, Bonita, Bonita Ranch, Burbank-Paradise, Countrystone, Empire Community, Empire Tot Lot, Fairview, Hatch, Hunter's Pointe, Leroy F. Fitzsimmons, Mono, Murphy, Oregon Drive, Parklawn, Riverdale, Salida, Segesta, Sterling Ranch, United and Wincanton Community and Neighborhood Parks;
- ◆ Laird Regional Park; and
- ◆ Frank Raines Regional Park including Deer Creek Campgrounds, Deer Creek Day Use & Undeveloped Camping Area, Minnear Day Use Area, and the Off-Highway Vehicle Area.

Additionally, the Community/County Centers Parks Division is responsible for landscape/grounds maintenance services at the following facilities: County Clerk-Recorder/Elections Building, 801 11<sup>th</sup> Street Building, Health Services Agency (County Center 2), Learning Institute (County Center 3), Probation and Juvenile Hall (County Center 5), ten Libraries, Medical Arts Building, Behavioral Health and Recovery Services facilities including Stanislaus Recovery Center (Ceres) and a portion of County Center 1, 12<sup>th</sup> Street Garage and offices, Old City Hall, 1010 Tenth Street, Mancini Hall, and the Coroner's Office.

The Woodward Reservoir Division is responsible for the maintenance and operations of Woodward Reservoir. The Department of Parks and Recreation has operated recreational facilities at Woodward Reservoir in partnership with South San Joaquin Irrigation District (SSJID) for more than 50 years. This

facility encompasses 6,667 acres, including 2,900 acres covered by the reservoir. Additionally, this division is responsible for a small lot within the Knights Ferry area.

The Modesto Reservoir Division is responsible for the maintenance and operations of Modesto Reservoir. The Department of Parks and Recreation has operated recreational facilities at Modesto Reservoir in partnership with Modesto Irrigation District (MID) for more than 50 years. This facility covers 5,080 acres, including 2,800 acres covered by the reservoir. Additionally, this division is responsible for the maintenance and operations of the La Grange Regional Park including the Off-Highway Vehicle area; Gold Dredge area; Livery Stables, Jail, School House, and Museum; Joe Domecq Wildlife area; Kiwanis Camp; Basso and Old La Grange Bridge; La Grange Cemetery; Robert's Ferry Cemetery; French Bar Cemetery; Basso Fishing Access area; Turlock State Lake Fishing Access area; and 225 acres of river bottom along the Tuolumne River.

<b>Parks and Recreation</b>					
<b>Classification</b>	<b>2013-2014 Actual</b>	<b>2014-2015 Actual</b>	<b>2015-2016 Adopted Proposed</b>	<b>2015-2016 Recommended Adjustments</b>	<b>2015-2016 Recommended Final Budget</b>
Taxes	\$0	\$0	\$0	\$0	\$0
Licenses, Permits, Franchises	\$0	\$45,745	\$45,800	\$0	\$45,800
Fines, Forfeitures, Penalties	\$0	\$0	\$0	\$0	\$0
Revenue from use of Assets	\$25,080	\$18,392	\$0	\$0	\$0
Intergovernmental Revenue	\$511,194	\$0	\$58,280	\$0	\$58,280
Charges for Service	\$2,857,276	\$2,706,459	\$2,989,785	\$0	\$2,989,785
Miscellaneous Revenue	\$115,315	\$20,013	\$34,554	\$0	\$34,554
Other Financing Sources	\$0	\$8,059	\$100,000	\$0	\$100,000
<b>Total Revenue</b>	<b>\$3,508,865</b>	<b>\$2,798,668</b>	<b>\$3,228,419</b>	<b>\$0</b>	<b>\$3,228,419</b>
Salaries and Benefits	\$2,293,925	\$2,281,108	\$2,681,958	\$12,673	\$2,694,631
Services and Supplies	\$1,256,415	\$769,913	\$1,445,316	\$0	\$1,445,316
Other Charges	\$969,385	\$1,041,823	\$1,030,096	\$0	\$1,030,096
Fixed Assets					
Buildings & Improvements	\$0	\$7,189	\$12,000	\$0	\$12,000
Equipment	\$0	\$141,571	\$240,800	\$0	\$240,800
Other Financing Uses	\$48,570	\$0	\$0	\$0	\$0
Equity	\$0	\$0	\$0	\$0	\$0
Intrafund	\$535,245	\$528,319	\$91,907	\$0	\$91,907
Contingencies	\$0	\$0	\$0	\$0	\$0
<b>Gross Costs</b>	<b>\$5,103,540</b>	<b>\$4,769,923</b>	<b>\$5,502,077</b>	<b>\$12,673</b>	<b>\$5,514,750</b>
Fund Balance	\$0	\$0	\$0	\$0	\$0
<b>Net County Cost</b>	<b>\$1,594,675</b>	<b>\$1,971,255</b>	<b>\$2,273,658</b>	<b>\$12,673</b>	<b>\$2,286,331</b>

\*Net county cost carryover savings included in the 2015-2016 Recommended Final Budget is \$12,673.

## PROGRAM DISCUSSION

At the requested level of funding, the Department will continue to maintain the identified parks and facilities. Re-evaluating priorities and adjusting the workforce to the priorities identified will result in the continued ability to efficiently carry out the Department's mission and provide basic levels of services at all general funded neighborhood parks, cemeteries, bridges, County Centers and office buildings, and Woodward and Modesto Reservoir Regional Parks.

Since Fiscal Year 2008-2009, the Department has been subject to significant cuts in the budget due to the economic uncertainty. In Fiscal Year 2008-2009 the Department received a \$2.5 million General Fund contribution. In Fiscal Year 2014-2015 the Department received a \$1.5 million General Fund contribution, a total decrease of \$1 million since Fiscal Year 2008-2009. In addition staffing reductions have totaled 15 allocated positions during the same period, and the Department has remained at 20 allocated positions since Fiscal Year 2011-2012. Through these years the Department continued to be very conservative and save carry forward funds in order to meet the increasing retirement, health insurance, worker's compensation insurance, liability insurance and utility costs, and other increasing costs of doing business. In Fiscal Year 2014-2015, the last of the remaining carry forward funds are anticipated to be expended and the Department is requesting additional funding to provide a higher level of service and safety than what has been provided in the recent years.

While funding reductions continued, additional park amenities were added. A playground was installed at Frank Raines Regional Park Day Use Area, and the Frank Raines Water Treatment Plant, along with construction of a large picnic shelter at Laird Park, and a baseball field at Hatch Park. Additionally, 39 vaulted restrooms were added at Woodward and Modesto Reservoirs. Of significant concern to the Department is that parks and amenities will continue to degrade quickly without additional staffing resources, including areas that would not meet minimum standards that could be potentially unsafe.

The recommended budget includes funding for six Park Maintenance Worker positions. Two of the positions will be assigned to the Frank Raines and La Grange Off Highway Vehicle (OHV) Parks, and are paid through the Off Highway Vehicle Grants. These positions will provide support to the OHV parks and ensure the facilities are maintained and safe. Of the four remaining positions to be supported by \$254,148 in net county cost, one will be assigned to Woodward Reservoir and one to Modesto Reservoir that will increase the level of service at both reservoirs. The additional staff will assist with mowing lawns, pruning trees, repairs of irrigation and water line breaks, operation of heavy equipment, and supervision of seasonal park aides. In addition, the Department is implementing an online reservation system and the additional employees will be key to the success of this new system.

The remaining two Park Maintenance Workers will be assigned within the community parks / county centers areas to increase the level of service at the community parks. These positions will focus on maintaining restrooms, conducting weekly mowing, and oversee the maintenance of electrical, plumbing, and irrigation repairs. Additional staff will also ensure that safety measures are met in the operation of heavy equipment and power tools, such as chainsaws, with two employees working together when these activities are performed.

Restrooms in community parks were closed in Fiscal Year 2009-2010 as a result of the necessary budget reductions. The recommended budget includes funding of approximately \$11,400, to re-open and provide on-going maintenance to restrooms at Empire Park, Frank Raines Day Use Park, Oregon Park, Parklawn, and Broadway Park in Salida, vaulted restrooms at Fox Grove and Turlock Lake Fishing Accesses, and placing portable toilets at Shiloh, Las Palmas, and Basso Bridge fishing accesses and Laird Park.

Oregon Park, in the Airport Community, has deteriorated over the past few years as a result of vandalism and theft. The fencing around the park is in disrepair, the electrical wiring and panel was vandalized, and a criminal element began frequenting the park. As a result of reduced staffing and safety concerns at this site, less time was spent maintaining the park. In 2015 the Airport Neighborhood Collaborative, in collaboration with the Police Activities League (PAL), the Sheriff's Office, Animal Services, and Parks, held several cleanup days in an initiative to "take back" Oregon Park. Over 50 adults from the community came out to weed, clean graffiti, clean and paint restrooms inside and out, spread playground fiber, and paint picnic shelters, water fountains and bollards. A donation from the Modesto Rotary Club was received to repair the playground slide that had been vandalized. The recommended budget includes funding to continue this effort, approximately \$29,050.

In addition, the budget includes funding in the amount of \$14,000 for replacement of playground fiber to comply with regulatory requirements along with \$33,832 for PAL to develop, implement and maintain an outdoor drop-in social, recreational, educational and juvenile crime prevention program at Oregon Park, in partnership with Orville Wright Elementary School and the Head Start Program. The program would consist of arts and crafts, board games, outdoor recreation activities, after school tutoring, educational activities, field trips, and mentoring. Through the presence of the community and additional activities held on a daily basis in the park, the park could be maintained safely and the criminal element could be significantly reduced.

Funding of \$73,117 is also included for PAL to continue the juvenile crime prevention programs in the communities of Keyes and Grayson. Programs offered include a daily after school program in a safe environment, homework assistance and tutoring, computer lab, community service projects, soccer tournaments, martial arts program, tennis program, summer lunch program, field trips, social teen dances, fall festival, Youth Leadership Council, and baseball league. From July 1, 2014 through March 2015 these programs have reported an attendance of 9,290 youth, keeping them off the streets out of trouble. The recommended funds for Keyes and Grayson will enable additional programming by funding additional staff and supplies for each site.

The County General Fund funded PAL from 2004 through 2011, with a high of \$339,920; however, the ability to fund these programs was significantly impacted with the economic decline and the contribution from the General Fund ended in June 2011. The Department continues to partner with PAL to use parks and facilities for youth activities and to provide swim activities at the Regional Water Safety Training Center (RWSTC).

The Board of Supervisors adopted the implementation plan for the Phase II of the storm water permit program. Due to the new storm water management requirements, the Recommended Proposed Budget includes funding to upgrade the irrigation controllers at Woodward Reservoir, Modesto Reservoir, Community Parks, and County Centers at a cost of \$26,202, in order to begin moving forward to meet the new regulations. These controllers are essentially weather stations that take readings of the environment every hour and auto adjusts the sprinklers to what is needed. For example, if it begins to rain the auto sensors would automatically shut off the sprinklers. A freeze sensor auto adjusts and eliminates concerns of slippery sidewalks. Staff have installed and tested these controllers at a few select facilities over a six month period to ensure they meet the needs. The Community Service Areas (CSA) budgets include funding for the purchase of additional controllers needed.

In 2014, the Department contracted with a local marketing firm to research and develop a marketing plan and implementation strategy. The study specifically focused on creating a marketing platform, increasing services to our community, increasing parks revenue, and research and analysis of best practices for attracting park patrons, local vendors and events. The multi-year approach is to increase revenue and provide a reduced reliance on the general fund moving into the future. The Department spent approximately \$75,000 in carry forward funds on the marketing plan and to begin the branding in Fiscal Year 2014-2015. The recommended Proposed Budget includes one-time funding of \$199,255 for branding and advertising efforts with social media, website, updated modern brochures, creating a database of park visitors, email marketing campaign, creation of a mascot who will appear at public events and park events, short videos that can be used on the website and social media, a community event, a creative campaign for initial branding of the parks, and creating appropriate advertising of venues to attract special events. These tools will provide the Department with moving this marketing plan forward on their own in future fiscal years.

The Parks and Recreation Department has a total fleet of 55 vehicles; of those 36 meet the minimum age and mileage requirements to be considered for replacement under the Fleet Services Policy. In cooperation with General Services Agency Fleet Services, the Department is requesting to replace four vehicles in Fiscal Year 2015-2016. These vehicles are used by Parks staff for transporting tools and equipment, field collections, various landscape and maintenance activities, and supplies between job sites. These vehicles will be replaced with similar vehicles and options that are necessary for the environment in which the vehicles operate in. The cost of the vehicles is estimated to total \$119,800 and is recommended to be funded with a contribution from the General Fund. The Department is currently working with Fleet Services to develop a vehicle replacement plan for Budget Year 2016-2017 forward.

Additionally, the recommended budget includes funding to purchase a Bobcat with attachments, an Aerator, and a walk behind Trencher at a cost of \$100,000 which will be funded with Public Facilities Fees. This equipment will allow for the expansion and development of park grounds.

## **STAFFING IMPACTS**

### **Adopted Proposed Budget**

The Department is requesting to restore six unfunded Park Maintenance Worker II positions. Two positions will provide supervision and improve the overall safety of staff working at the remotely located La Grange and Frank Raines Park. Two positions will assist in providing increased service levels by providing supervision of seasonal park aide staff, repairing irrigation and water line breaks and performing other maintenance necessary at Modesto Reservoir and Woodward Reservoir. The remaining two positions will increase service levels at local parks by re-opening restrooms, performing weekly maintenance and improving the overall safety of staff. The additional positions will allow a minimum of two staff to work together when using dangerous equipment or working in remote locations.

Total current authorized positions— 20

**Final Budget**

There are no requested changes to the current level of staffing.

Total current authorized positions— 26

**BUDGET RECOMMENDATIONS**

**Adopted Proposed Budget**

It is recommended that a budget of \$5,502,077 be approved for Parks and Recreation. This budget is funded by \$3,228,419 in estimated department revenue and a \$2,273,658 contribution from the General Fund.

It is also recommended to restore six unfunded Park Maintenance Worker II positions.

Total recommended authorized positions— 26

**Final Budget**

Departments that have received an additional General Fund contribution may participate in the Strategic Savings Program. This program focuses on improved business efficiencies and department led efforts to improve departmental revenue, and allows departments to carry forward up to 50% of year-end net county cost savings. The Parks and Recreation Department increased revenue through marketing efforts that included radio, direct mail, and social media advertisements and hosting the first annual Easter Egg Hunt at Modesto Reservoir. As a result, the Department is requesting an increase of appropriations of \$12,673 to reflect the carry forward of net county cost savings earned in prior fiscal years. The Department is planning to use the entire amount for a well repair at Modesto Reservoir.

The department requests for Final Budget are recommended in full. It is recommended that a budget of \$5,514,750 be approved for Parks and Recreation. This budget is funded by \$3,228,419 in estimated department revenue and a \$2,286,331 contribution from the General Fund.

There are no recommended changes to the current level of staffing.

Total recommended authorized positions—26



**STANISLAUS COUNTY, CALIFORNIA**  
**Fiscal Year 2015-2016**



**PUBLIC RESOURCES**  
**Recreation Facilities**

**PARKS AND RECREATION—FISH AND WILDLIFE**

Budget Unit 1727 0035452  
 Special Revenue Fund

**SERVICES PROVIDED**

Fish and Wildlife assists in achieving the goals of the Fish and Wildlife Committee to provide for educational and recreational opportunities supporting the protection, conservation, propagation, and preservation of fish and wildlife.

**FUND/CASH BALANCE**

As of July 1, 2015, this fund had a positive fund balance of \$45,800 compared to the July 1, 2014 positive balance of \$30,281. The increase is due to increased revenue from forfeitures and penalties. The Fish and Wildlife Commission makes recommendations on how these funds are spent annually. The Department anticipates using \$27,800 of fund balance in Fiscal Year 2015-2016. Cash is tracking similar to fund balance.

<b>Parks and Recreation - Fish and Wildlife</b>					
<b>Classification</b>	<b>2013-2014 Actual</b>	<b>2014-2015 Actual</b>	<b>2015-2016 Adopted Proposed</b>	<b>2015-2016 Recommended Adjustments</b>	<b>2015-2016 Recommended Final Budget</b>
Taxes	\$0	\$0	\$0	\$0	\$0
Licenses, Permits, Franchises	\$0	\$0	\$0	\$0	\$0
Fines, Forfeitures, Penalties	\$7,613	\$21,063	\$10,000	\$0	\$10,000
Revenue from use of Assets	\$0	\$0	\$0	\$0	\$0
Intergovernmental Revenue	\$0	\$0	\$0	\$0	\$0
Charges for Service	\$0	\$0	\$0	\$0	\$0
Miscellaneous Revenue	\$0	\$0	\$0	\$0	\$0
Other Financing Sources	\$0	\$0	\$0	\$0	\$0
<b>Total Revenue</b>	<b>\$7,613</b>	<b>\$21,063</b>	<b>\$10,000</b>	<b>\$0</b>	<b>\$10,000</b>
Salaries and Benefits	\$0	\$0	\$0	\$0	\$0
Services and Supplies	\$2,516	\$5,545	\$37,800	\$0	\$37,800
Other Charges	\$0	\$0	\$0	\$0	\$0
Fixed Assets	\$0	\$0	\$0	\$0	\$0
Other Financing Uses	\$0	\$0	\$0	\$0	\$0
Equity	\$0	\$0	\$0	\$0	\$0
Intrafund	\$0	\$0	\$0	\$0	\$0
Contingencies	\$0	\$0	\$0	\$0	\$0
<b>Gross Costs</b>	<b>\$2,516</b>	<b>\$5,545</b>	<b>\$37,800</b>	<b>\$0</b>	<b>\$37,800</b>
<b>Fund Balance</b>	<b>(\$5,097)</b>	<b>(\$15,518)</b>	<b>\$27,800</b>	<b>\$0</b>	<b>\$27,800</b>
<b>Net County Cost</b>	<b>\$0</b>	<b>\$0</b>	<b>\$0</b>	<b>\$0</b>	<b>\$0</b>

\*Net county cost carryover savings included in the 2015-2016 Recommended Final Budget is \$0.

**PROGRAM DISCUSSION**

At the requested level of funding, the Department can continue to support the Fish and Wildlife Commission to help achieve its goals of providing educational and recreational opportunities that support the protection, conservation, propagation, and preservation of fish and wildlife in Stanislaus County.

The Fish and Wildlife Commission funds fish plantings at both Modesto and Woodward Reservoirs. They have also funded special projects such as the Wood Duck Box Program, River Clean-up Event on the Stanislaus River, Kids Fishing Day, Stanislaus Wildlife Care Center, and the Great Valley Museum Wild Planet Day event.

## **STAFFING IMPACTS**

### **Adopted Proposed Budget**

Total current authorized positions— 0

### **Final Budget**

Total current authorized positions— 0

## **BUDGET RECOMMENDATIONS**

### **Adopted Proposed Budget**

It is recommended that a budget of \$37,800 be approved for Parks and Recreation – Fish and Wildlife. This budget is funded by \$10,000 in estimated department revenue and \$27,800 in departmental fund balance.

Total recommended authorized positions— 0

### **Final Budget**

There are no recommended changes in funding to this budget.

Total recommended authorized positions— 0

**STANISLAUS COUNTY, CALIFORNIA**  
**Fiscal Year 2015-2016**



**PUBLIC RESOURCES**  
**Recreation Facilities**

**PARKS AND RECREATION—MODESTO RESERVOIR PATROL**

Budget Unit 1728 0035453  
 Special Revenue Fund

**SERVICES PROVIDED**

Modesto Reservoir Patrol provides for enhanced services to protect the water quality at Modesto Reservoir Regional Park. Modesto Reservoir is operated in partnership with the Modesto Irrigation District's water treatment plant. This program provides for the continuation of enhanced water quality services.

**FUND/CASH BALANCE**

As of July 1, 2015, this fund had a positive fund balance of \$272,257 compared to the July 1, 2014 positive balance of \$249,257. Funding for this budget is used to manage water quality at the Modesto Reservoir and to be used for repairs of pumps or resources to manage an emergency. No budgeted funds were used in Fiscal Year 2014-2015, therefore increasing fund balance. The Department anticipates using \$68,000 of fund balance in Fiscal Year 2015-2016. Cash is tracking similar to fund balance.

<b>Parks and Recreation - Modesto Reservoir Patrol</b>					
<b>Classification</b>	<b>2013-2014 Actual</b>	<b>2014-2015 Actual</b>	<b>2015-2016 Adopted Proposed</b>	<b>2015-2016 Recommended Adjustments</b>	<b>2015-2016 Recommended Final Budget</b>
Taxes	\$0	\$0	\$0	\$0	\$0
Licenses, Permits, Franchises	\$0	\$0	\$0	\$0	\$0
Fines, Forfeitures, Penalties	\$0	\$0	\$0	\$0	\$0
Revenue from use of Assets	\$0	\$0	\$0	\$0	\$0
Intergovernmental Revenue	\$0	\$0	\$0	\$0	\$0
Charges for Service	\$23,000	\$23,000	\$23,000	\$0	\$23,000
Miscellaneous Revenue	\$0	\$0	\$0	\$0	\$0
Other Financing Sources	\$0	\$0	\$0	\$0	\$0
<b>Total Revenue</b>	<b>\$23,000</b>	<b>\$23,000</b>	<b>\$23,000</b>	<b>\$0</b>	<b>\$23,000</b>
Salaries and Benefits	\$0	\$0	\$0	\$0	\$0
Services and Supplies	\$6,147	\$0	\$54,000	\$0	\$54,000
Other Charges	\$0	\$0	\$37,000	\$0	\$37,000
Fixed Assets	\$0	\$0	\$0	\$0	\$0
Other Financing Uses	\$0	\$0	\$0	\$0	\$0
Equity	\$0	\$0	\$0	\$0	\$0
Intrafund	\$0	\$0	\$0	\$0	\$0
Contingencies	\$0	\$0	\$0	\$0	\$0
<b>Gross Costs</b>	<b>\$6,147</b>	<b>\$0</b>	<b>\$91,000</b>	<b>\$0</b>	<b>\$91,000</b>
<b>Fund Balance</b>	<b>(\$16,853)</b>	<b>(\$23,000)</b>	<b>\$68,000</b>	<b>\$0</b>	<b>\$68,000</b>
<b>Net County Cost</b>	<b>\$0</b>	<b>\$0</b>	<b>\$0</b>	<b>\$0</b>	<b>\$0</b>

\*Net county cost carryover savings included in the 2015-2016 Recommended Final Budget is \$0.

**PROGRAM DISCUSSION**

At the requested level of funding, the Department will continue to maintain enhanced services to protect the water quality at Modesto Reservoir Regional Park. Enhanced services include additional park staff as needed, maintenance and repair of pumps at the Modesto Reservoir lift stations, maintenance and repair of buoys as needed, and amenities, such as concrete barbecues that store ashes, that enhance

and protect water quality and any other issues that arise during the year to assist in the protection of the water quality.

### **STAFFING IMPACTS**

#### **Adopted Proposed Budget**

Total current authorized positions— 0

#### **Final Budget**

Total current authorized positions— 0

### **BUDGET RECOMMENDATIONS**

#### **Adopted Proposed Budget**

It is recommended that a budget of \$91,000 be approved for Parks and Recreation – Modesto Reservoir Patrol. This budget is funded by \$23,000 in estimated department revenue and \$68,000 in departmental fund balance.

Total recommended authorized positions— 0

#### **Final Budget**

There are no recommended changes in funding to this budget.

Total recommended authorized positions— 0

**STANISLAUS COUNTY, CALIFORNIA**

**Fiscal Year 2015-2016**

**PUBLIC RESOURCES**

**Recreation Facilities**



**PARKS AND RECREATION—OFF-HIGHWAY VEHICLE FUND**

Budget Unit 1702 0035450

Special Revenue Fund

**SERVICES PROVIDED**

The Off-Highway Vehicle (OHV) Fund provides for the development and activities of off-highway vehicle parks at designated sites in Stanislaus County, including Frank Raines and La Grange Off-Highway Vehicle Parks. The Off-Highway Vehicle Program is funded through reimbursable OHV grants from the State, fees collected through the Department of Motor Vehicles for off-highway park use, and fees for services.

**FUND/CASH BALANCE**

As of July 1, 2015, this fund had a positive fund balance of \$481,262 compared to the July 1, 2014 positive balance of \$380,925. The increase is due to the timing of state grant reimbursements and an increase in revenue from park entrance fees. Fund balance and revenue earned at Frank Raines and La Grange Off-Highway Vehicle Parks is used as the match required for the State Off-Highway Vehicle grant funds. The Department anticipates using \$13,211 of fund balance in Fiscal Year 2015-2016.

As of July 1, 2015, this fund had a positive cash balance of \$147,028 compared to the July 1, 2014 positive balance of \$216,600. The decrease is due to the timing of grant reimbursements to cover operating costs. The variance between the cash and fund balance is attributable the receivables set up to receive payments from the State grant.

<b>Parks and Recreation - Off-Highway Vehicle Fund</b>					
<b>Classification</b>	<b>2013-2014 Actual</b>	<b>2014-2015 Actual</b>	<b>2015-2016 Adopted Proposed</b>	<b>2015-2016 Recommended Adjustments</b>	<b>2015-2016 Recommended Final Budget</b>
Taxes	\$0	\$0	\$0	\$0	\$0
Licenses, Permits, Franchises	\$0	\$1,720	\$2,000	\$0	\$2,000
Fines, Forfeitures, Penalties	\$0	\$0	\$0	\$0	\$0
Revenue from use of Assets	\$3,639	\$2,731	\$0	\$0	\$0
Intergovernmental Revenue	\$311,430	\$394,320	\$842,001	\$0	\$842,001
Charges for Service	\$85,795	\$127,620	\$120,098	\$0	\$120,098
Miscellaneous Revenue	\$6,129	\$710	\$0	\$0	\$0
Other Financing Sources	\$0	\$0	\$136,750	\$0	\$136,750
<b>Total Revenue</b>	<b>\$406,993</b>	<b>\$527,101</b>	<b>\$1,100,849</b>	<b>\$0</b>	<b>\$1,100,849</b>
Salaries and Benefits	\$0	\$0	\$0	\$0	\$0
Services and Supplies	\$66,399	\$125,912	\$138,944	\$0	\$138,944
Other Charges	\$302,841	\$299,565	\$31,746	\$0	\$31,746
Fixed Assets					
Equipment	\$0	\$0	\$547,000	\$0	\$547,000
Other Financing Uses	\$0	\$0	\$0	\$0	\$0
Equity	\$0	\$0	\$0	\$0	\$0
Intrafund	\$0	\$1,450	\$396,370	\$0	\$396,370
Contingencies	\$0	\$0	\$0	\$0	\$0
<b>Gross Costs</b>	<b>\$369,240</b>	<b>\$426,927</b>	<b>\$1,114,060</b>	<b>\$0</b>	<b>\$1,114,060</b>
<b>Fund Balance</b>	<b>(\$37,753)</b>	<b>(\$100,174)</b>	<b>\$13,211</b>	<b>\$0</b>	<b>\$13,211</b>
<b>Net County Cost</b>	<b>\$0</b>	<b>\$0</b>	<b>\$0</b>	<b>\$0</b>	<b>\$0</b>

\*Net county cost carryover savings included in the 2015-2016 Recommended Final Budget is \$0.

## **PROGRAM DISCUSSION**

At the requested level of funding, the Department will continue to staff and maintain two Off-Highway Vehicle parks at La Grange and Frank Raines. The State of California Department of Parks and Recreation, Off-Highway Motor Vehicle Recreation Division, administers Operations and Maintenance grants to cities, counties, and other governmental or non-profit organizations that provide facilities relating to off-highway vehicle (OHV) activities. An OHV is defined as a motorcycle, snowmobile, all-terrain vehicle, jeep, sand buggy or dune buggy, and any street licensed motor vehicle being used off-highway. The Off-Highway Motor Vehicle Recreation Act of 2003 authorizes the allocation of grant funds for the purpose of establishing, maintaining, managing, and rehabilitating OHV areas, trails and facilities in California.

The grant funds requested and approved for both park facilities include funds to maintain and operate the facilities including activities such as: fee collection; cleaning and maintaining campgrounds and restroom facilities; repairing fencing; mowing and edging lawn areas; maintaining proper signage; water system maintenance and testing; enforcement of rules; maintaining trails; and installing or repairing erosion control features. Field supplies and amenities such as soil, boulders, fencing, and signs, will be purchased. Equipment rental for fence work and irrigation installations is included.

In Fiscal Year 2015-2016, the Department will purchase a mini-excavator used for trail maintenance at Frank Raines Park, as well as a generator to power the Water Treatment Plant and waste water lift stations in the event of power outages, and a dozer at LaGrange. The grant will fund 75 percent of the fixed assets cost and the Department will request Public Facilities Fees to fund the remainder.

## **STAFFING IMPACTS**

### **Adopted Proposed Budget**

Total current authorized positions— 0

### **Final Budget**

Total current authorized positions— 0

## **BUDGET RECOMMENDATIONS**

### **Adopted Proposed Budget**

It is recommended that a budget of \$1,114,060 be approved for Parks and Recreation – Off-Highway Vehicle Fund. This budget is funded by \$1,100,849 in estimated department revenue and \$13,211 in departmental fund balance.

Total recommended authorized positions— 0

### **Final Budget**

There are no recommended changes in funding to this budget.

Total recommended authorized positions— 0

**STANISLAUS COUNTY, CALIFORNIA**  
**Fiscal Year 2015-2016**



**PUBLIC RESOURCES**  
**Recreation Facilities**

**PARKS AND RECREATION—REGIONAL WATER SAFETY TRAINING CENTER**

Budget Unit 1694 0035701  
 Special Revenue Fund

**SERVICES PROVIDED**

The Regional Water Safety Training Center budget provides necessary funding for basic operations and programs at the regional aquatic facility located at Empire Community Park. The Department of Parks and Recreation is responsible for the general maintenance and operation of the facility. Recreational and instructional swim programs continue in Fiscal Year 2015-2016, as provided through an agreement with the Stanislaus County Police Activities League since the facility opened.

**FUND/CASH BALANCE**

As of July 1, 2015, this fund had a positive fund balance of \$131,623 compared to the July 1, 2014 positive balance of \$125,931. The increase is due to a donation received in Fiscal Year 2014-2015 that will be expended in Fiscal Year 2015-2016. The Department anticipates using \$9,000 of fund balance in Fiscal Year 2015-2016. Cash is tracking similar to fund balance.

<b>Parks and Recreation - Regional Water Safety Training Center</b>					
<b>Classification</b>	<b>2013-2014 Actual</b>	<b>2014-2015 Actual</b>	<b>2015-2016 Adopted Proposed</b>	<b>2015-2016 Recommended Adjustments</b>	<b>2015-2016 Recommended Final Budget</b>
Taxes	\$0	\$0	\$0	\$0	\$0
Licenses, Permits, Franchises	\$0	\$0	\$0	\$0	\$0
Fines, Forfeitures, Penalties	\$0	\$0	\$0	\$0	\$0
Revenue from use of Assets	\$1,454	\$1,076	\$0	\$0	\$0
Intergovernmental Revenue	\$0	\$0	\$0	\$0	\$0
Charges for Service	\$0	\$0	\$0	\$0	\$0
Miscellaneous Revenue	\$13,650	\$25,000	\$30,000	\$0	\$30,000
Other Financing Sources	\$10,000	\$10,000	\$0	\$0	\$0
<b>Total Revenue</b>	<b>\$25,104</b>	<b>\$36,076</b>	<b>\$30,000</b>	<b>\$0</b>	<b>\$30,000</b>
Salaries and Benefits	\$0	\$0	\$0	\$0	\$0
Services and Supplies	\$0	\$16,330	\$25,000	\$0	\$25,000
Other Charges	\$24,650	\$14,000	\$14,000	\$0	\$14,000
Fixed Assets	\$0	\$0	\$0	\$0	\$0
Other Financing Uses	\$0	\$0	\$0	\$0	\$0
Equity	\$0	\$0	\$0	\$0	\$0
Intrafund	\$0	\$0	\$0	\$0	\$0
Contingencies	\$0	\$0	\$0	\$0	\$0
<b>Gross Costs</b>	<b>\$24,650</b>	<b>\$30,330</b>	<b>\$39,000</b>	<b>\$0</b>	<b>\$39,000</b>
Fund Balance	(\$454)	(\$5,746)	\$9,000	\$0	\$9,000
<b>Net County Cost</b>	<b>\$0</b>	<b>\$0</b>	<b>\$0</b>	<b>\$0</b>	<b>\$0</b>

\*Net county cost carryover savings included in the 2015-2016 Recommended Final Budget is \$0.

**PROGRAM DISCUSSION**

At the proposed level of funding, the Department can continue to provide maintenance for the pool and landscape. On June 18, 2013, the Board approved a multi-year funding strategy for the ongoing operations and maintenance of the Regional Water Safety Training Center, Empire Community Pool.

Between May 2014 and August 2014, the Police Activities League provided swim recreational opportunities for 18,136 children and provided swim lessons to 132 children.

For Fiscal Year 2015-2016 donations in the amount of \$30,000 will fund a majority of the operations and maintenance costs. The Stanislaus County Police Activities League will continue to provide recreational and instructional activities at the facility through revenue from entry fees and snack sales and through generous donations and grants from the following: Stanislaus County Sheriff's Department, Stanislaus County Police Activities League, Duarte Nursery, Beard Family, and Modesto Irrigation District.

**STAFFING IMPACTS**

**Adopted Proposed Budget**

Total current authorized positions— 0

**Final Budget**

Total current authorized positions— 0

**BUDGET RECOMMENDATIONS**

**Adopted Proposed Budget**

It is recommended that a budget of \$39,000 be approved for Parks and Recreation – Regional Water Safety Training Center. This budget is funded by \$30,000 in estimated department revenue and \$9,000 in departmental fund balance.

Total recommended authorized positions— 0

**Final Budget**

There are no recommended changes in funding to this budget.

Total recommended authorized positions— 0



**STANISLAUS COUNTY, CALIFORNIA**  
**Fiscal Year 2015-2016**



**PUBLIC RESOURCES**  
**Recreation Facilities**

**PARKS AND RECREATION—TUOLUMNE RIVER REGIONAL PARK**

Budget Unit 0100 0035420  
 General Fund

**SERVICES PROVIDED**

Tuolumne River Regional Park (TRRP) provides for the maintenance and preservation of seven miles of river corridor, while allowing continued development in a manner that creates positive recreational ventures.

The Board of Supervisors, through a Joint Powers Agreement (JPA), partners in the regional park effort with the City of Modesto and the City of Ceres.

Parks and Recreation - TRRP					
Classification	2013-2014 Actual	2014-2015 Actual	2015-2016 Adopted Proposed	2015-2016 Recommended Adjustments	2015-2016 Recommended Final Budget
Taxes	\$0	\$0	\$0	\$0	\$0
Licenses, Permits, Franchises	\$0	\$0	\$0	\$0	\$0
Fines, Forfeitures, Penalties	\$0	\$0	\$0	\$0	\$0
Revenue from use of Assets	\$0	\$0	\$0	\$0	\$0
Intergovernmental Revenue	\$0	\$0	\$0	\$0	\$0
Charges for Service	\$0	\$0	\$0	\$0	\$0
Miscellaneous Revenue	\$0	\$0	\$0	\$0	\$0
Other Financing Sources	\$0	\$0	\$0	\$0	\$0
<b>Total Revenue</b>	<b>\$0</b>	<b>\$0</b>	<b>\$0</b>	<b>\$0</b>	<b>\$0</b>
Salaries and Benefits	\$0	\$0	\$0	\$0	\$0
Services and Supplies	\$121,426	\$121,426	\$129,675	\$0	\$129,675
Other Charges	\$0	\$0	\$0	\$0	\$0
Fixed Assets	\$0	\$0	\$0	\$0	\$0
Other Financing Uses	\$0	\$0	\$0	\$0	\$0
Equity	\$0	\$0	\$0	\$0	\$0
Intrafund	\$0	\$0	\$0	\$0	\$0
Contingencies	\$0	\$0	\$0	\$0	\$0
<b>Gross Costs</b>	<b>\$121,426</b>	<b>\$121,426</b>	<b>\$129,675</b>	<b>\$0</b>	<b>\$129,675</b>
Fund Balance	\$0	\$0	\$0	\$0	\$0
<b>Net County Cost</b>	<b>\$121,426</b>	<b>\$121,426</b>	<b>\$129,675</b>	<b>\$0</b>	<b>\$129,675</b>

\*Net county cost carryover savings included in the 2015-2016 Recommended Final Budget is \$0.

**PROGRAM DISCUSSION**

At the proposed level of funding, the budget provides for the continuation of services as expected and agreed upon by the participating cities and the County per the Joint Powers Agreement. The Tuolumne River Regional Park (TRRP) provides funding for a contract for park maintenance.

On April 8, 2015, the TRRP Commission met and presented the Fiscal Year 2015-2016 operating budget, which includes a slight increase, over the Fiscal Year 2014-2015 approved contribution. The increase of \$8,249 is due to increased staffing costs.

## **STAFFING IMPACTS**

### **Adopted Proposed Budget**

Total current authorized positions— 0

### **Final Budget**

Total current authorized positions— 0

## **BUDGET RECOMMENDATIONS**

### **Adopted Proposed Budget**

It is recommended that a budget of \$129,675 be approved for Parks and Recreation – Tuolumne River Regional Park. This budget is funded by a contribution of \$129,675 from the General Fund.

Total recommended authorized positions— 0

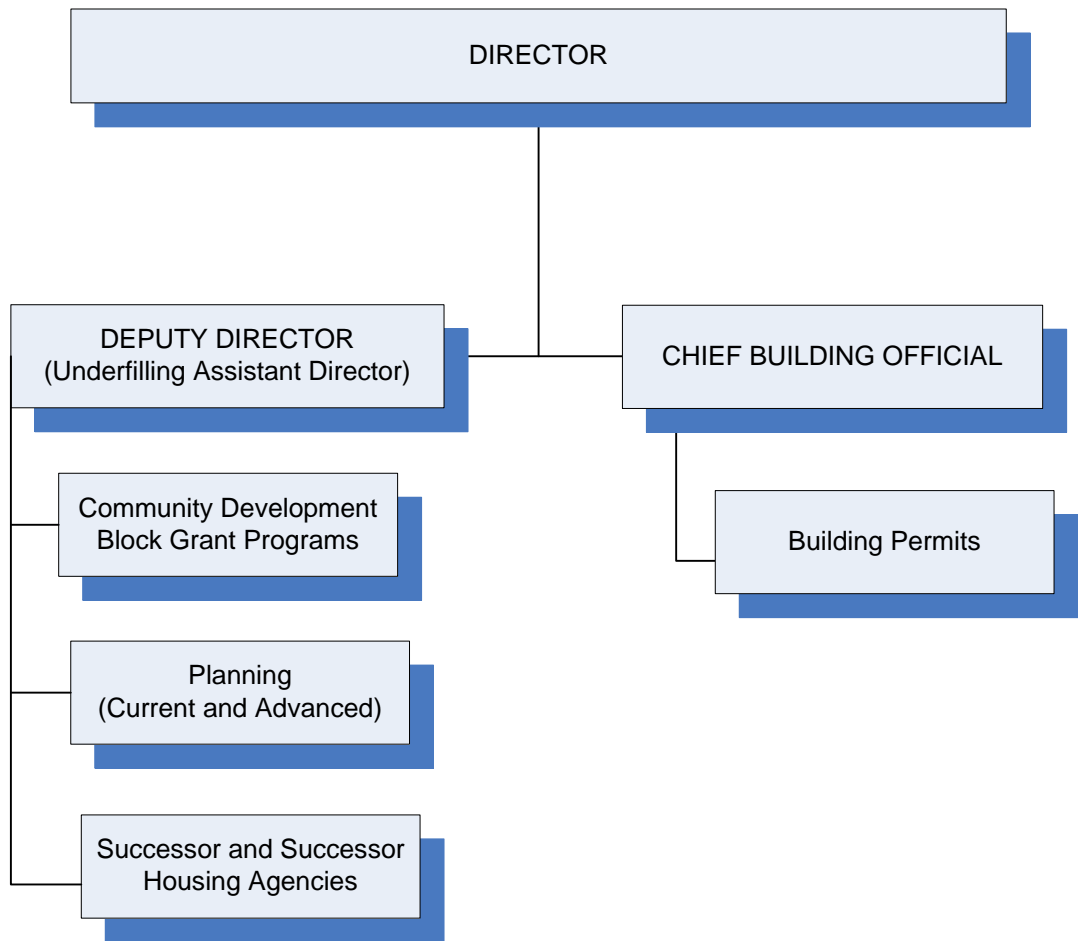
### **Final Budget**

There are no recommended changes in funding to this budget.

Total recommended authorized positions— 0

**STANISLAUS COUNTY  
PLANNING AND COMMUNITY DEVELOPMENT**

---



Revised April 2012



**PLANNING AND COMMUNITY DEVELOPMENT**  
**Angela Freitas, Director**

<b>BUDGET AT A GLANCE</b>	
Gross Costs	\$10,321,967
Total Revenue	\$8,667,263
Fund Balance/Retained Earnings	<u>\$388,173</u>
<b>Net County Cost</b>	<b>\$1,266,531</b>
Total Recommended Staffing	33
% Funded by Local Discretionary Funds	12.3%

**MISSION STATEMENT**

To promote economic development, diversify the County’s agricultural base and provide high quality, streamlined permit processing services for the benefit of all our customers.

**ACCOMPLISHMENTS AND OBJECTIVES**

The Accomplishments of 2014-2015 and Objectives for the 2015-2016 Fiscal Year for the Department of Planning and Community Development include:

FISCAL YEAR 2014-2015 ACCOMPLISHMENTS	FISCAL YEAR 2015-2016 OBJECTIVES
<ul style="list-style-type: none"> <li>◆ Implemented online building permits to contractors and the general public.</li> <li>◆ Integrated elements of the County’s Focus on Prevention into the Community Development Block Grant (CDBG) Public Service Grant awards.</li> <li>◆ Successfully closed-out the \$1M Prop 84 – Sustainable Tool Box grant conducted in partnership with the County’s nine cities.</li> <li>◆ Conducted an evaluation of best practices for permitting processes in partnership with all One Stop Shop partners.</li> </ul>	<ul style="list-style-type: none"> <li>◆ Implement Accela Mobile Office for building permit field inspection services.</li> <li>◆ Assess and refine integration of the County’s Focus on Prevention into the CDBG and Emergency Solutions Grant (ESG) Awards.</li> <li>◆ Develop a One Stop Shop website to provide customers with a centralized information source.</li> <li>◆ Work with the local development community to identify process improvement opportunities.</li> </ul>

**BUDGETS WITHIN THE PLANNING AND COMMUNITY DEVELOPMENT DEPARTMENT INCLUDE:**

- ◆ Planning and Community Development
- ◆ Building Permits
- ◆ Dangerous Building Abatement
- ◆ General Plan Maintenance
- ◆ Salida Planning Efforts
- ◆ Special Revenue Grants
- ◆ Successor Housing Agency

**STANISLAUS COUNTY, CALIFORNIA**

**Fiscal Year 2015-2016**

**PUBLIC RESOURCES**

**Other Protection**



**PLANNING AND COMMUNITY DEVELOPMENT**

Budget Unit 0100 0025101

General Fund

**SERVICES PROVIDED**

The Department of Planning and Community Development provides information and assistance to customers on a multitude of land use topics. Planning Department staff respond to an estimated 35,000 phone calls and personal contact visits per year ranging from calls inquiring on the zoning of a particular parcel, to processing building permit and land-use application requests, to providing flood zone information, and to providing housing rehabilitation assistance. The Department is comprised of three divisions: Building Permits, Community Development, and Planning. Knowledge and expertise is provided to the Board of Supervisors, Chief Executive Office, and other County departments (i.e. Public Works, Parks and Recreation, and Environmental Resources) on specific projects for the benefit of the entire County.

The Planning Division is the only division funded by the General Fund within the Department and provides staffing to both the Community Development Division and the Stanislaus County Successor and Successor Housing Agencies (of the former Stanislaus County Redevelopment Agency). An overview of services provided by the Community Development Division, Building Permits Division, and Successor Housing Agency are provided in their respective budget sections.

<b>Planning &amp; Community Development</b>					
<b>Classification</b>	<b>2013-2014 Actual</b>	<b>2014-2015 Actual</b>	<b>2015-2016 Adopted Proposed</b>	<b>2015-2016 Recommended Adjustments</b>	<b>2015-2016 Recommended Final Budget</b>
Taxes	\$0	\$0	\$0	\$0	\$0
Licenses, Permits, Franchises	\$159,849	\$150,628	\$127,000	\$0	\$127,000
Fines, Forfeitures, Penalties	\$0	\$0	\$0	\$0	\$0
Revenue from use of Assets	\$0	\$0	\$0	\$0	\$0
Intergovernmental Revenue	\$0	\$8,541	\$0	\$0	\$0
Charges for Service	\$673,834	\$582,740	\$635,279	\$0	\$635,279
Miscellaneous Revenue	\$159	\$409	\$0	\$0	\$0
Other Financing Sources	\$260	\$2,535	\$0	\$0	\$0
<b>Total Revenue</b>	<b>\$834,102</b>	<b>\$744,853</b>	<b>\$762,279</b>	<b>\$0</b>	<b>\$762,279</b>
Salaries and Benefits	\$1,431,620	\$1,464,556	\$1,315,349	\$381,053	\$1,696,402
Services and Supplies	\$32,320	\$72,583	\$150,864	\$0	\$150,864
Other Charges	\$96,102	\$193,898	\$179,264	\$0	\$179,264
Fixed Assets	\$0	\$0	\$0	\$0	\$0
Other Financing Uses	\$46,008	\$0	\$0	\$0	\$0
Equity	\$0	\$0	\$0	\$0	\$0
Intrafund	\$711	\$884	\$2,280	\$0	\$2,280
Contingencies	\$0	\$0	\$0	\$0	\$0
<b>Gross Costs</b>	<b>\$1,606,761</b>	<b>\$1,731,921</b>	<b>\$1,647,757</b>	<b>\$381,053</b>	<b>\$2,028,810</b>
Fund Balance	\$0	\$0	\$0	\$0	\$0
<b>Net County Cost</b>	<b>\$772,659</b>	<b>\$987,068</b>	<b>\$885,478</b>	<b>\$381,053</b>	<b>\$1,266,531</b>

\*Net county cost carryover savings included in the 2015-2016 Recommended Final Budget is \$381,053.

## PROGRAM DISCUSSION

At the proposed level of funding, the Department can maintain core services while fulfilling all State and Federal mandated requirements relating to land use activities, building codes, special revenue grants and the administration of the Stanislaus County Successor Agency (the former Stanislaus County Redevelopment Agency); however, a sustained increase in permit activity, customer inquiries and Planning projects over the last few fiscal years has continued to strain staff resources and cause delay in permit processing. The Department has undertaken a strategic review of its service levels and processes to determine staffing needs moving forward at a sustained or increased level of activity. In order for the department to continue to process land use projects in a timely and efficient manner, the department requires additional administrative support.

It will be the Planning Division's main priority to focus on land-use and subdivision application processing, local oversight of permitted surface mining operations, implementation of the Williamson Act, and maintenance of the County General Plan in compliance with State mandates and local needs. The Planning Division will continue to diversify staff assignments in order to provide needed administrative services to Department programs with identified non-General Fund resources; however, with the increase in land use entitlement applications, the ability to diversify staffing assignments is limited.

In 2007 the Planning and Community Development Department funded three administrative positions (Staff Services Tech, Administrative Clerk III and Administrative Clerk II) assigned primarily to planning division functions. Due to the downturn in the economy and fewer planning projects initiated, the Department no longer had a need nor could afford the three positions. Due to the economic downturn, the Department underwent a reduction-in-force in 2009. As a result, the Administrative Clerk II position was eliminated. Through attrition, the Administrative Clerk III position was left vacant in 2010. After a review of work levels, the Department chose to take a conservative stance and unfunded the vacant Administrative Clerk III position, resulting in the remaining Staff Services Tech absorbing the responsibilities that were previously done by three staff.

Over the last fiscal year, the Planning Division has seen an approximate 43% increase in applications requiring public hearings before the Planning Commission, which is a direct increase in the workload for the Staff Services Tech (Clerk to the County's Planning Commission). Accuracy and timeliness in the preparation of Planning Commission items (including the formatting and distribution of early consultations, initial studies, staff reports, Planning Commission agenda's, land owner notices, and all other related documents and legal postings/mailings) and the meeting of legal deadlines is an ongoing challenge. The Department is requesting to restore one Administrative Clerk III to assist with this process. With this restored critical position, accuracy and timeliness can be better managed while providing a more efficient permitting process for applicants. This position is expected to cost approximately \$72,000 annually and will be funded with net county cost savings in Fiscal Year 2015-2016, shifting to net county cost in Budget Year 2016-2017 forward.

The Department is requesting to double-fill the Confidential Assistant IV position for up to two months. This position is the lead supervisor for all of the Department's administrative staff (including Planning Commission Clerk); provides direct administrative support to the Director and assists with processing confidential personnel information. The current incumbent is scheduled to retire in March 2016. The request to double-fill is to minimize the impacts on Department operations and to assist the Director in continuing to provide responsive and timely support to employees and customers during this critical transition.

The requested budget does not include anticipated cashouts due to anticipated retirements occurring in 2016. Any recommended adjustments related to cashouts will be made either during the Mid-Year or Third Quarter Report when there is a better understanding of the true need. Additionally, departments with implemented 5% vacancy rates will have the ability to revisit needs for Salaries and Benefits at the Mid-Year Financial Report, including Planning's withheld vacancy cost of \$84,252.

Departments that achieved savings in appropriations have been able to carry forward 100% of their unused net county cost savings from prior fiscal years. In Fiscal Year 2015-2016, Planning and Community Development is budgeting to use a minimum of \$364,000 of prior year savings to cover Salaries & Benefits costs.

## **STAFFING IMPACTS**

### **Adopted Proposed Budget**

The Department is requesting to double-fill the Confidential Assistant IV position for up to two months to provide overlap training in a critical administrative support area due to the retirement of the existing employee. The overlap training will provide the new employee the benefit of the prior Confidential IV expertise and minimize the impact to operations.

The Department is also requesting to restore one unfunded Administrative Clerk III position to support the increase in applications requiring public hearings and ensure the accuracy and timeliness in preparing Planning Commission items as indicated above.

Total current authorized positions— 15

### **Final Budget**

There are no requested changes to the current level of staffing.

Total current authorized positions— 16

## **BUDGET RECOMMENDATIONS**

### **Adopted Proposed Budget**

It is recommended that a budget of \$1,647,757 be approved for Planning and Community Development. This budget is funded from \$762,279 in estimated department revenue and \$885,478 in contribution from the General Fund. The Department anticipates the need of approximately \$364,000 of prior year General Fund net county cost savings to fully fund the projected 2015-2016 budget. The total General Fund net county cost savings will be included in the Final Budget.

It is also recommended to restore one unfunded Administrative Clerk III position and double-fill the Confidential IV position for up to two months.

Total recommended authorized positions— 16

### **Final Budget**

Departments that achieved savings in appropriations are able to carry forward 100% of their unused net county cost savings from prior fiscal years and 75% of their 2014-2015 net county cost savings. Planning and Community Development is requesting an increase in appropriations of \$381,053 to reflect the carry forward of net county cost savings earned in prior fiscal years. The Department is planning to use the full amount to balance its 2015-2016 budget.

The department requests for Final Budget are recommended in full. It is recommended that a budget of \$2,028,810, be approved for Planning and Community Development. This budget is funded from \$762,279 in estimated department revenue and \$1,266,531 in contribution from the General Fund.

There are no recommended changes to the current level of staffing.

Total recommended authorized positions—16

**STANISLAUS COUNTY, CALIFORNIA**  
**Fiscal Year 2015-2016**



**PUBLIC RESOURCES**  
**Public Ways**

**PLANNING—BUILDING PERMITS**

Budget Unit 1206 0040400  
 Special Revenue Fund

**SERVICES PROVIDED**

The Building Permits Division of the Planning and Community Development Department provides building safety services through plans examination, building permit issuance and construction inspections. The Building Code Enforcement Unit inspects residential, commercial, agricultural and industrial projects for the unincorporated area of Stanislaus County. The Division responds to customer inquiries and provides technical assistance for code related issues, and provides administration for the Public Facilities Fees Program and County's Flood Plain. All fees related to these functions are calculated and collected by the Building Permits Division. The Division also devotes a significant amount of time responding to customer related inquiries received through the request and complaint program Customer Relationship Management (CRM) system.

**FUND/CASH BALANCE**

As of July 1, 2015, this fund had a positive fund balance of \$2,377,909 compared to the July 1, 2014 positive balance of \$2,139,077. As of July 1, 2015, this fund had a positive cash balance of \$2,421,529 compared to the July 1, 2014 positive balance of \$2,163,976. The increase to both fund and cash balance is due to permit revenue collected in excess of budget projections and actual expenditures.

<b>Planning - Building Permits</b>					
<b>Classification</b>	<b>2013-2014 Actual</b>	<b>2014-2015 Actual</b>	<b>2015-2016 Adopted Proposed</b>	<b>2015-2016 Recommended Adjustments</b>	<b>2015-2016 Recommended Final Budget</b>
Taxes	\$0	\$0	\$0	\$0	\$0
Licenses, Permits, Franchises	\$1,704,039	\$1,753,073	\$1,731,742	\$0	\$1,731,742
Fines, Forfeitures, Penalties	\$0	\$0	\$0	\$0	\$0
Revenue from use of Assets	\$0	\$0	\$0	\$0	\$0
Intergovernmental Revenue	\$0	\$0	\$0	\$0	\$0
Charges for Service	\$381,597	\$499,050	\$396,803	\$0	\$396,803
Miscellaneous Revenue	\$1,226	\$1,004	\$941	\$0	\$941
Other Financing Sources	\$66,008	\$44,306	\$0	\$0	\$0
<b>Total Revenue</b>	<b>\$2,152,870</b>	<b>\$2,297,433</b>	<b>\$2,129,486</b>	<b>\$0</b>	<b>\$2,129,486</b>
Salaries and Benefits	\$1,334,299	\$1,520,869	\$1,784,976	\$0	\$1,784,976
Services and Supplies	\$146,608	\$294,564	\$347,185	\$0	\$347,185
Other Charges	\$177,947	\$243,168	\$323,538	\$0	\$323,538
Fixed Assets					
Equipment	\$7,741	\$0	\$50,000	\$0	\$50,000
Other Financing Uses	\$42,043	\$0	\$0	\$0	\$0
Equity	\$0	\$0	\$0	\$0	\$0
Intrafund	\$0	\$0	\$160	\$0	\$160
Contingencies	\$0	\$0	\$0	\$0	\$0
<b>Gross Costs</b>	<b>\$1,708,638</b>	<b>\$2,058,601</b>	<b>\$2,505,859</b>	<b>\$0</b>	<b>\$2,505,859</b>
<b>Fund Balance</b>	<b>(\$444,232)</b>	<b>(\$238,832)</b>	<b>\$376,373</b>	<b>\$0</b>	<b>\$376,373</b>
<b>Net County Cost</b>	<b>\$0</b>	<b>\$0</b>	<b>\$0</b>	<b>\$0</b>	<b>\$0</b>

\*Net county cost carryover savings included in the 2015-2016 Recommended Final Budget is \$0.



## **PROGRAM DISCUSSION**

At the proposed level of funding, the Department can maintain all core functions of the Division: issuance of building permits, construction inspection, plans examination, and also maintain building code enforcement pertaining to customer complaints. The Division will continue its partnership with the City of Ceres and the City of Oakdale by providing plans examination, construction inspection services, and building official administration. The Division also provides support to the County's Capital Projects Division in the form of project oversight, construction management, and administration. Additionally, the Division is responsible for calculation and collection support for the Public Facilities Fees (PFF) Program.

The Department continues to experience revenue growth due to increased construction permit activities. In Fiscal Year 2008-2009, the Division processed approximately 1,900 permits, and approximately 2,811 permits were processed in Fiscal Year 2013-2014. The steady increase in building permit and land use activity has strained existing staff and has created delays with the application process, which the division is working to address through the hiring of two vacant positions. In order to continue to provide excellent, efficient, and effective customer service in the current One-Stop-Shop model of service, the Division will work to further integrate technology enhancements aimed to help bring added efficiencies.

The current Permitting system was purchased through Accela in 2012. One of the features of Accela that will be added with additional budget support in 2015-2016 is Accela Mobile Office (AMO). This software program will provide the building inspectors mobile enhancements and enable them to perform much of the administrative office work while out in the field. Currently, field staff relies on the availability of staff within the office for all inquiries or research that needs to be done throughout the day while performing field inspections. This enhancement will provide field staff the remote capability to access the Accela data base in real-time without impacting administrative, counter, or management staff. The enhancement of AMO will provide field staff the knowledge of specific conditions related to building permits, reduce paperwork, provide the field staff the ability to schedule inspections, provide our customers real-time inspection results, create customer correspondence, and provide mapping and routing features.

This budget also requests appropriations for contract Building Inspection, Plan Check and Permit Tech services. The plan is to use contract services to assist with workload needs during staff vacancies and unanticipated staff extended leaves. This plan will provide for the flexibility to meet customer demands while supporting Department staff in dealing with ongoing life events that may take them away from work.

This budget request includes appropriations to reimburse the Planning Division for costs related to direct time spent by generic planning department staff to support the division. These are costs related to time spent by the Director, Confidential Assistant, Business Manager, Accountant, and an Application Specialist in order to support Building Permit division specific work.

The Building Permits division has a total fleet of six vehicles; of those three meet the minimum age and mileage requirements to be considered for replacement under the Fleet Services Policy. In cooperation with General Services Agency Fleet Services, the Department is requesting to replace two vehicles identified for replacement consideration in Fiscal Year 2015-2016. These vehicles are used by field inspectors when going out to conduct field inspections and store their supplies and equipment. These vehicles will be replaced with similar vehicles and options that are necessary for the environment in which the vehicles operate. The cost of the vehicles is estimated to total \$49,400 and is recommended to be funded with the use of Fund Balance.

## **STAFFING IMPACTS**

### **Adopted Proposed Budget**

There were no requested changes to the current level of staffing.

Total current authorized positions— 17

**Final Budget**

There are no requested changes to the current level of staffing.

Total current authorized positions— 17

**BUDGET RECOMMENDATIONS****Adopted Proposed Budget**

It is recommended that a budget of \$2,505,859 be approved for Planning – Building Permits. This budget is funded by \$2,129,486 in estimated department revenue and \$376,373 in departmental fund balance.

There are no recommended changes to the current level of staffing.

Total recommended authorized positions— 17

**Final Budget**

There are no recommended changes to the current level of staffing.

Total recommended authorized positions—17

**STANISLAUS COUNTY, CALIFORNIA**

**Fiscal Year 2015-2016**

**PUBLIC PROTECTION**

**Protection Inspection**



**PLANNING—DANGEROUS BUILDING ABATEMENT**

Budget Unit 1746 0043290

Special Revenue Fund

**SERVICES PROVIDED**

The Dangerous Building Abatement fund is used as a last resort for the demolition and removal of dangerous and/or abandoned buildings that pose a distinct health and safety threat to the residents of Stanislaus County. The first step in this process is to locate the owner and successfully work with the owner to bring resolution to the dangerous building. When the owner is unwilling to take corrective action or cannot be located, a cost evaluation is completed and a lien is placed on the property to ensure compliance. Expenses are recovered through property taxes or the sale of the property, whichever comes first.

**FUND/CASH BALANCE**

As of July 1, 2015, this fund had a positive fund balance of \$2,589 compared to the July 1, 2014 positive balance of \$29,362. The Department anticipates using \$15,000 in fund balance to support activities that need to occur outside of Neighborhood Stabilization Program eligible areas. As of July 1, 2015, this fund had a positive cash balance of \$102,589 compared to the July 1, 2014 positive balance of \$129,362. The decrease to both fund and cash balance is due to expenditures paid in Fiscal Year 2014 - 2015 with no new revenue collected from property liens. The difference between the cash and fund balance is an outstanding liability of \$100,000 on the balance sheet. Pursuant to Board of Supervisors action number 98-788 (September 29, 1998), the Dangerous Building Abatement Trust fund may receive cash advances up to \$100,000 at any time from the General Fund, allowing for a negative fund balance. This action was taken due to the budget's funds tied up in property liens and the cash advances allowed for vital services to be provided.

<b>Planning - Dangerous Bldg Abatement</b>					
<b>Classification</b>	<b>2013-2014 Actual</b>	<b>2014-2015 Actual</b>	<b>2015-2016 Adopted Proposed</b>	<b>2015-2016 Recommended Adjustments</b>	<b>2015-2016 Recommended Final Budget</b>
Taxes	\$0	\$0	\$0	\$0	\$0
Licenses, Permits, Franchises	\$0	\$0	\$0	\$0	\$0
Fines, Forfeitures, Penalties	\$0	\$0	\$0	\$0	\$0
Revenue from use of Assets	\$0	\$0	\$0	\$0	\$0
Intergovernmental Revenue	\$0	\$0	\$135,000	\$0	\$135,000
Charges for Service	\$0	\$0	\$0	\$0	\$0
Miscellaneous Revenue	\$5,116	\$0	\$10,000	\$0	\$10,000
Other Financing Sources	\$0	\$0	\$0	\$0	\$0
<b>Total Revenue</b>	<b>\$5,116</b>	<b>\$0</b>	<b>\$145,000</b>	<b>\$0</b>	<b>\$145,000</b>
Salaries and Benefits	\$0	\$0	\$0	\$0	\$0
Services and Supplies	\$9,638	\$21,493	\$110,000	\$0	\$110,000
Other Charges	\$11,020	\$5,280	\$50,000	\$0	\$50,000
Fixed Assets	\$0	\$0	\$0	\$0	\$0
Other Financing Uses	\$0	\$0	\$0	\$0	\$0
Equity	\$0	\$0	\$0	\$0	\$0
Intrafund	\$0	\$0	\$0	\$0	\$0
Contingencies	\$0	\$0	\$0	\$0	\$0
<b>Gross Costs</b>	<b>\$20,658</b>	<b>\$26,773</b>	<b>\$160,000</b>	<b>\$0</b>	<b>\$160,000</b>
<b>Fund Balance</b>	<b>\$15,542</b>	<b>\$26,773</b>	<b>\$15,000</b>	<b>\$0</b>	<b>\$15,000</b>
<b>Net County Cost</b>	<b>\$0</b>	<b>\$0</b>	<b>\$0</b>	<b>\$0</b>	<b>\$0</b>

\*Net county cost carryover savings included in the 2015-2016 Recommended Final Budget is \$0.

**PROGRAM DISCUSSION**

At the proposed level of funding, the Department can maintain the Dangerous Building Abatement Program. Department staff will research and work with available resources to fund the safest and most efficient resolution possible for the demolition and removal of dangerous and/or abandoned buildings that pose a health and safety risk. While activity varies annually, the Dangerous Building Abatement Program's case load has remained steady over the last two years as the region has experienced an improved economy with fewer foreclosed and abandoned homes. While staffing constraints have limited the Department's efficiency in addressing dangerous and/or abandoned buildings, improvements in real estate values have resulted in more property owners taking responsibility for property abatement once notified by the County of a potential violation. The Department is undergoing a review of staff resources and expects that this program will pick up significant activity in Fiscal Year 2015-2016.

The Dangerous Building fund normally revolves around reimbursement costs generated from forced cleanup activities. Revenue is provided exclusively by the repayment of abatement liens placed on the parcel at the conclusion of the abatement process through tax assessment, tax sale of the property or by owner of the property. In June 2014, the Board of Supervisors approved an item to expand the Dangerous Building Abatement program using Neighborhood Stabilization Program (NSP) income. NSP provides funding for payment of demolition activities in targeted NSP areas. During Fiscal Year 2014-2015, the plan had been to recognize an initial infusion of NSP funds and hold them in fund balance for use in future years. After doing additional research and more planning around this new component to the Dangerous Building Abatement Program, the Department now understands that revenue will be provided as reimbursements and there will not be an impact to Fund Balance as previously understood. For properties outside of NSP targeted areas, the Department will continue to utilize the funding that has been generated from reimbursement costs. Due to limited revenue collection from reimbursement costs, the Department will maintain a conservative approach when performing activities in non-NSP areas to ensure funding availability to address the most serious health and safety risks.

**STAFFING IMPACTS**

**Adopted Proposed Budget**

Total current authorized positions— 0

**Final Budget**

Total current authorized positions— 0

**BUDGET RECOMMENDATIONS**

**Adopted Proposed Budget**

It is recommended that a budget of \$160,000 be approved for Planning – Dangerous Building Abatement. This budget is funded by \$145,000 in estimate department revenue and \$15,000 in departmental fund balance.

Total recommended authorized positions— 0

**Final Budget**

There are no recommended changes to funding in this budget.

Total recommended authorized positions— 0

**STANISLAUS COUNTY, CALIFORNIA**  
**Fiscal Year 2015-2016**  
**PUBLIC RESOURCES**  
**Other Protection**



**PLANNING—GENERAL PLAN MAINTENANCE**

Budget Unit 179A 0025521  
 Special Revenue Fund

**SERVICES PROVIDED**

The General Plan Maintenance budget was established for the purpose of collecting fees from land use and building permit applications to provide for the comprehensive update to Stanislaus County's General Plan. The General Plan is composed of several different elements: Land Use, Circulation, Conservation/Open Space, Noise, Safety, Housing and Agricultural, all of which are very unique and have specific statutory requirements.

**FUND/CASH BALANCE**

As of July 1, 2015, this fund had a positive fund balance of \$1,276,619 compared to the July 1, 2014 positive balance of \$1,523,631. The decrease to fund balance is the result of payments made to ICF International for technical planning services necessary to complete the General Plan Update. Cash is tracking similar to fund balance. The Department anticipates a contribution of \$3,200 toward Fund Balance in Fiscal Year 2015-2016.

<b>Planning - General Plan Maintenance</b>					
<b>Classification</b>	<b>2013-2014 Actual</b>	<b>2014-2015 Actual</b>	<b>2015-2016 Adopted Proposed</b>	<b>2015-2016 Recommended Adjustments</b>	<b>2015-2016 Recommended Final Budget</b>
Taxes	\$0	\$0	\$0	\$0	\$0
Licenses, Permits, Franchises	\$0	\$0	\$0	\$0	\$0
Fines, Forfeitures, Penalties	\$0	\$0	\$0	\$0	\$0
Revenue from use of Assets	\$13,449	\$11,433	\$11,000	\$0	\$11,000
Intergovernmental Revenue	\$0	\$0	\$0	\$0	\$0
Charges for Service	\$112,881	\$131,150	\$121,700	\$0	\$121,700
Miscellaneous Revenue	\$0	\$0	\$0	\$0	\$0
Other Financing Sources	\$0	\$0	\$0	\$0	\$0
<b>Total Revenue</b>	<b>\$126,330</b>	<b>\$142,583</b>	<b>\$132,700</b>	<b>\$0</b>	<b>\$132,700</b>
Salaries and Benefits	\$0	\$0	\$0	\$0	\$0
Services and Supplies	\$51,358	\$305,769	\$4,500	\$0	\$4,500
Other Charges	\$0	\$79,608	\$125,000	\$0	\$125,000
Fixed Assets	\$0	\$0	\$0	\$0	\$0
Other Financing Uses	\$0	\$0	\$0	\$0	\$0
Equity	\$0	\$0	\$0	\$0	\$0
Intrafund	\$0	\$0	\$0	\$0	\$0
Contingencies	\$0	\$0	\$0	\$0	\$0
<b>Gross Costs</b>	<b>\$51,358</b>	<b>\$385,377</b>	<b>\$129,500</b>	<b>\$0</b>	<b>\$129,500</b>
<b>Fund Balance</b>	<b>(\$74,972)</b>	<b>\$242,794</b>	<b>(\$3,200)</b>	<b>\$0</b>	<b>(\$3,200)</b>
<b>Net County Cost</b>	<b>\$0</b>	<b>\$0</b>	<b>\$0</b>	<b>\$0</b>	<b>\$0</b>

\*Net county cost carryover savings included in the 2015-2016 Recommended Final Budget is \$0.

**PROGRAM DISCUSSION**

At the proposed level of funding, the Department can complete the ongoing update to the Stanislaus County General Plan and continue work on the 2014-2023 (5<sup>th</sup> Cycle) Housing Element Update. The Housing Element assesses the housing needs of existing and future residents of the unincorporated

area of Stanislaus County based on the most current available data. Specifically, it proposes goals, objectives, policies and programs to meet those needs as required by state law.

The contracts with ICF International and Pacific Municipal Consultants for work on the updates to the General Plan have sufficient funding remaining. It is anticipated that both updates will be completed in Fiscal Year 2015-2016.

### **STAFFING IMPACTS**

#### **Adopted Proposed Budget**

Total current authorized positions— 0

#### **Final Budget**

Total current authorized positions— 0

### **BUDGET RECOMMENDATIONS**

#### **Adopted Proposed Budget**

It is recommended that a budget of \$129,500 be approved for Planning – General Plan Maintenance. This budget is funded by \$132,700 in estimate department revenue, contributing \$3,200 to departmental fund balance.

Total recommended authorized positions— 0

#### **Final Budget**

There are no recommended changes in funding to this budget.

Total recommended authorized positions— 0

**STANISLAUS COUNTY, CALIFORNIA**  
**Fiscal Year 2015-2016**  
**PUBLIC RESOURCES**  
**Other Protection**



**PLANNING—SALIDA PLANNING EFFORTS**

Budget Unit 178D 0025601  
 Special Revenue Fund

**SERVICES PROVIDED**

The Salida Planning Efforts budget provides funding and guidance for the Salida Community Plan Update and conceptual land use, infrastructure, and funding strategy.

**FUND/CASH BALANCE**

As of July 1, 2015, this fund had a positive fund balance of \$441,220, unchanged from the fund balance on July 1, 2014. This is consistent with the strategy used by the Salida Planning Efforts fund in recent years and is a direct result of the halt to development in the plan area. Cash is tracking similar to fund balance.

<b>Planning - Salida Planning Efforts</b>					
<b>Classification</b>	<b>2013-2014 Actual</b>	<b>2014-2015 Actual</b>	<b>2015-2016 Adopted Proposed</b>	<b>2015-2016 Recommended Adjustments</b>	<b>2015-2016 Recommended Final Budget</b>
Taxes	\$0	\$0	\$0	\$0	\$0
Licenses, Permits, Franchises	\$0	\$0	\$0	\$0	\$0
Fines, Forfeitures, Penalties	\$0	\$0	\$0	\$0	\$0
Revenue from use of Assets	\$0	\$0	\$0	\$0	\$0
Intergovernmental Revenue	\$0	\$0	\$0	\$0	\$0
Charges for Service	\$0	\$0	\$0	\$0	\$0
Miscellaneous Revenue	\$0	\$0	\$0	\$0	\$0
Other Financing Sources	\$0	\$0	\$0	\$0	\$0
<b>Total Revenue</b>	<b>\$0</b>	<b>\$0</b>	<b>\$0</b>	<b>\$0</b>	<b>\$0</b>
Salaries and Benefits	\$0	\$0	\$0	\$0	\$0
Services and Supplies	\$0	\$0	\$0	\$0	\$0
Other Charges	\$0	\$0	\$0	\$0	\$0
Fixed Assets	\$0	\$0	\$0	\$0	\$0
Other Financing Uses	\$0	\$0	\$0	\$0	\$0
Equity	\$0	\$0	\$0	\$0	\$0
Intrafund	\$0	\$0	\$0	\$0	\$0
Contingencies	\$0	\$0	\$0	\$0	\$0
<b>Gross Costs</b>	<b>\$0</b>	<b>\$0</b>	<b>\$0</b>	<b>\$0</b>	<b>\$0</b>
<b>Fund Balance</b>	<b>\$0</b>	<b>\$0</b>	<b>\$0</b>	<b>\$0</b>	<b>\$0</b>
<b>Net County Cost</b>	<b>\$0</b>	<b>\$0</b>	<b>\$0</b>	<b>\$0</b>	<b>\$0</b>

\*Net county cost carryover savings included in the 2015-2016 Recommended Final Budget is \$0.

**PROGRAM DISCUSSION**

Despite improving economic conditions, it is unknown what level of activity may be required in Fiscal Year 2015-2016 to support development in the Salida Community Plan area. The activity will be monitored through the upcoming budget year and the Department will return to the Board of Supervisors to make necessary adjustments either through a separate Agenda Item or through one of the quarterly financial reports if necessary.



## **STAFFING IMPACTS**

### **Adopted Proposed Budget**

Total current authorized positions— 0

### **Final Budget**

Total current authorized positions— 0

## **BUDGET RECOMMENDATIONS**

### **Adopted Proposed Budget**

There is no recommended budget for Planning – Salida Planning Efforts. This budget, currently on hold due to economic conditions and the lack of development in the area, is traditionally funded from prior developer contributions.

Total recommended authorized positions— 0

### **Final Budget**

There are no recommended changes in funding to this budget.

Total recommended authorized positions— 0

**STANISLAUS COUNTY, CALIFORNIA**  
**Fiscal Year 2015-2016**  
**PUBLIC RESOURCES**  
**Other Protection**



**PLANNING—SPECIAL REVENUE GRANTS**

Budget Unit 1681-1682, 1689, 1782 0025310  
1683-1684, 1691-1693, 1695, 1717, 1783-1785, 178A-178C 0025450  
Special Revenue Fund

**SERVICES PROVIDED**

Within the Special Revenue Grants budget are several grant programs, including: Community Development Block Grant (CDBG), Emergency Solutions Grant (ESG), Neighborhood Stabilization Program (NSP), Home Investment Partnership Program (HOME), California Housing and Community Development (CalHome), Community Development Block Grant-Recovery (CDBG-R), and related Program Income (PI) funds. These funds are used to provide housing rehabilitation, construction of community infrastructure, down payment assistance to income-eligible persons, public service activities; and to assist with programs partnering in the goal to end long-term homelessness. These grants also assist to implement other programs and activities as listed in the Stanislaus Urban County Consolidated Plan and Annual Action Plans. Stanislaus County is the lead agency for the Stanislaus Urban County and a participating member in the Turlock/Stanislaus County HOME Consortium. In addition to Stanislaus County, the Urban County participants include the cities of Ceres, Hughson, Newman, Oakdale, Patterson, and Waterford.

In December 2010, Stanislaus County and the nine incorporated cities were awarded a total of \$1,000,000 from the Strategic Growth Council through Proposition 84 funding to facilitate development of a Stanislaus County Regional Sustainability Toolbox. The Toolbox included a variety of locally driven, community scale projects designed to assist jurisdictions in maintaining compliance with State mandated sustainability goals, blueprint plans, and greenhouse gas emission reduction thresholds. The Department is the lead jurisdiction in administering the grant for which work was completed in Fiscal Year 2014-2015 with the final report shared with the Board of Supervisors in March 2015. A minimal amount of final close-out payment processing is expected to take place in Fiscal Year 2015-2016.

During Fiscal Year 2012-2013, Stanislaus County was awarded an additional State grant for the Airport Neighborhood Urban Greening project. The County has partnered with the City of Modesto and Tuolumne River Trust to process the \$350,000 grant.

**FUND/CASH BALANCE**

As of July 1, 2015, this fund had a positive fund balance of \$3,410,612 compared to the July 1, 2014 positive balance of \$52,004. As of July 1, 2015, this fund had a positive cash balance of \$3,522,874 compared to the July 1, 2014 positive balance of \$263,841. This increase in both fund and cash balance is due to the collection of program income previously held in a revolving fund by a contractor who assisted in the administration of the Neighborhood Stabilization Program. The funding was collected from the contractor because the original program's activities have greatly diminished and Neighborhood Stabilization Program income has been rededicated to the abandoned and dangerous building abatement program.

<b>Planning - Special Revenue Grants</b>					
<b>Classification</b>	<b>2013-2014 Actual</b>	<b>2014-2015 Actual</b>	<b>2015-2016 Adopted Proposed</b>	<b>2015-2016 Recommended Adjustments</b>	<b>2015-2016 Recommended Final Budget</b>
Taxes	\$0	\$0	\$0	\$0	\$0
Licenses, Permits, Franchises	\$0	\$0	\$0	\$0	\$0
Fines, Forfeitures, Penalties	\$0	\$0	\$0	\$0	\$0
Revenue from use of Assets	\$0	\$0	\$0	\$0	\$0
Intergovernmental Revenue	\$4,199,797	\$2,829,431	\$5,191,775	\$0	\$5,191,775
Charges for Service	\$142,026	\$283,362	\$229,306	\$0	\$229,306
Miscellaneous Revenue	\$210,298	\$3,179,716	\$76,717	\$0	\$76,717
Other Financing Sources	\$0	\$0	\$0	\$0	\$0
<b>Total Revenue</b>	<b>\$4,552,121</b>	<b>\$6,292,509</b>	<b>\$5,497,798</b>	<b>\$0</b>	<b>\$5,497,798</b>
Salaries and Benefits	\$0	\$0	\$0	\$0	\$0
Services and Supplies	\$3,609,172	\$2,532,474	\$4,584,025	\$0	\$4,584,025
Other Charges	\$576,089	\$607,001	\$913,773	\$0	\$913,773
Fixed Assets	\$0	\$0	\$0	\$0	\$0
Other Financing Uses	\$0	\$0	\$0	\$0	\$0
Equity	\$0	\$0	\$0	\$0	\$0
Intrafund	\$0	\$0	\$0	\$0	\$0
Contingencies	\$0	\$0	\$0	\$0	\$0
<b>Gross Costs</b>	<b>\$4,185,261</b>	<b>\$3,139,475</b>	<b>\$5,497,798</b>	<b>\$0</b>	<b>\$5,497,798</b>
<b>Fund Balance</b>	<b>(\$366,860)</b>	<b>(\$3,153,034)</b>	<b>\$0</b>	<b>\$0</b>	<b>\$0</b>
<b>Net County Cost</b>	<b>\$0</b>	<b>\$0</b>	<b>\$0</b>	<b>\$0</b>	<b>\$0</b>

\*Net county cost carryover savings included in the 2015-2016 Recommended Final Budget is \$0.

**PROGRAM DISCUSSION**

At the proposed level of funding, the Department can continue to provide necessary assistance to income eligible persons and organizations serving those persons. New funding has been allocated for the Community Development Block Grant (CDBG) and the Emergency Solutions Grant (ESG) in Fiscal Year 2015-2016. The original allocation for the Neighborhood Stabilization Program 3 (NSP3) has been exhausted but program activity will continue through the re-use of Program Income (PI) funds. Neighborhood Stabilization Program 1 (NSP1) program activity will also continue this year through the re-use of program income funds and program expansion which began in Fiscal year 2014-2015 to include Dangerous Building Abatement activities. Two separate grants awarded from the State CalHOME Program will continue to assist owner-occupied housing rehabilitation assistance and down payment assistance for first time home buyers.

The Planning Department will continue to function as the lead jurisdiction for the Proposition 84 Airport Neighborhood Urban Greening Grant. In March of 2015, the Regional Sustainability Toolbox final report was shared with the Board of Supervisors. This grant included the nine cities within the County and reported that all work has concluded. The 2015-2016 Proposed Budget includes minimal costs associated with closing out that grant.

Staffing for the general administration of the Special Revenue programs is provided by existing Planning Department staff. While much of the program delivery administration is conducted under contract by outside staff, the Department’s staff is still responsible for program monitoring and delivery of administrative activities.

The Department is requesting estimated revenue of \$5,497,798 and appropriations of \$5,497,798 primarily for CDBG infrastructure projects, including ongoing preparation for phase two of the Airport Neighborhood sewer project, on-going development of a storm water solution for the Empire Community as well as multi-year contracts with the City of Modesto and Tuolumne River Trust for the Prop 84 Airport Neighborhood Urban Greening projects.

## **STAFFING IMPACTS**

### **Adopted Proposed Budget**

Total current authorized positions— 0

### **Final Budget**

Total current authorized positions— 0

## **BUDGET RECOMMENDATIONS**

### **Adopted Proposed Budget**

It is recommended that a budget of \$5,497,798 be approved for Planning – Special Revenue Grants. This budget is funded by \$5,497,798 in estimated department revenue.

Total recommended authorized positions— 0

### **Final Budget**

There are no recommended changes in funding to this budget.

Total recommended authorized positions— 0

**STANISLAUS COUNTY, CALIFORNIA**  
**Fiscal Year 2015-2016**  
**PUBLIC RESOURCES**  
**Other Protection**



**PLANNING—SUCCESSOR HOUSING AGENCY**

Budget Unit 1250 00134001  
 Special Revenue Fund

**SERVICES PROVIDED**

As of February 1, 2012, following California Supreme Court's December 29, 2011 order finding the Redevelopment Agency Dissolution Act (ABx1 26) constitutional, the Stanislaus County Redevelopment Agency was dissolved and is no longer in existence. All Redevelopment Agency responsibilities have been transferred to Stanislaus County to act as the Successor Agency (SA) and Successor Housing Agency (SHA).

The Stanislaus County SHA assumes the function of the former Stanislaus County Redevelopment Agency; however, the Dissolution Act does not provide for funding of the SHA activities. Due to the limited cash balance of the SHA, the primary function of the SHA is to monitor the outstanding deferred loans, and associated covenants, provided by the former Stanislaus County Redevelopment Agency for down payment assistance and rehabilitation.

**FUND/CASH BALANCE**

As of July 1, 2015, this fund had a zero fund balance compared to the July 1, 2014 negative balance of \$38,495. The change in fund balance is due to the liquidation of assets. Cash is tracking similar to fund balance.

<b>Planning - Successor Housing Agency</b>					
<b>Classification</b>	<b>2013-2014 Actual</b>	<b>2014-2015 Actual</b>	<b>2015-2016 Adopted Proposed</b>	<b>2015-2016 Recommended Adjustments</b>	<b>2015-2016 Recommended Final Budget</b>
Taxes	\$0	\$0	\$0	\$0	\$0
Licenses, Permits, Franchises	\$0	\$0	\$0	\$0	\$0
Fines, Forfeitures, Penalties	\$0	\$0	\$0	\$0	\$0
Revenue from use of Assets	\$0	\$0	\$0	\$0	\$0
Intergovernmental Revenue	\$0	\$0	\$0	\$0	\$0
Charges for Service	\$0	\$0	\$0	\$0	\$0
Miscellaneous Revenue	\$0	\$0	\$0	\$0	\$0
Other Financing Sources	\$0	\$0	\$0	\$0	\$0
<b>Total Revenue</b>	<b>\$0</b>	<b>\$0</b>	<b>\$0</b>	<b>\$0</b>	<b>\$0</b>
Salaries and Benefits	\$0	\$0	\$0	\$0	\$0
Services and Supplies	\$0	\$0	\$0	\$0	\$0
Other Charges	\$0	\$0	\$0	\$0	\$0
Fixed Assets	\$0	\$0	\$0	\$0	\$0
Other Financing Uses	\$0	\$0	\$0	\$0	\$0
Equity	\$0	\$0	\$0	\$0	\$0
Intrafund	\$0	\$0	\$0	\$0	\$0
Contingencies	\$0	\$0	\$0	\$0	\$0
<b>Gross Costs</b>	<b>\$0</b>	<b>\$0</b>	<b>\$0</b>	<b>\$0</b>	<b>\$0</b>
<b>Fund Balance</b>	<b>\$0</b>	<b>\$0</b>	<b>\$0</b>	<b>\$0</b>	<b>\$0</b>
<b>Net County Cost</b>	<b>\$0</b>	<b>\$0</b>	<b>\$0</b>	<b>\$0</b>	<b>\$0</b>

\*Net county cost carryover savings included in the 2015-2016 Recommended Final Budget is \$0.

**PROGRAM DISCUSSION**

There is no funding requested for the Planning – Successor Housing Agency budget as this budget is now inactive.

**STAFFING IMPACTS**

**Adopted Proposed Budget**

Total current authorized positions— 0

**Final Budget**

Total current authorized positions— 0

**BUDGET RECOMMENDATIONS**

**Adopted Proposed Budget**

There is no funding requested for the Planning – Successor Housing Agency budget as this budget is now inactive. This budget will remain in the County budget for three years to comply with the State Controller reporting requirement. This is year three of that three year period.

Total recommended authorized positions— 0

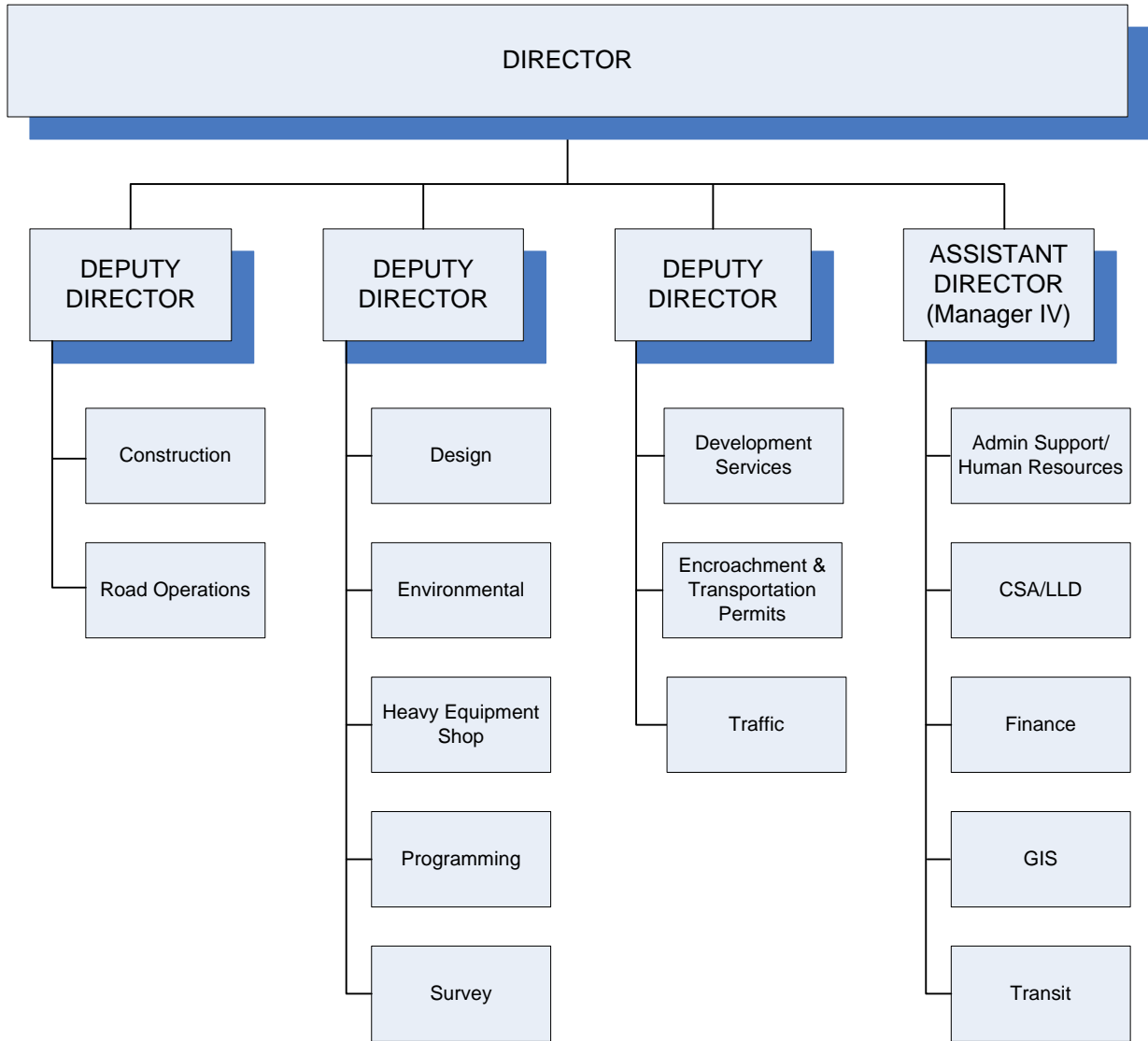
**Final Budget**

There are no recommended changes in funding to this budget.

Total recommended authorized positions— 0

**STANISLAUS COUNTY  
PUBLIC WORKS**

---



Revised July 2014

**STANISLAUS COUNTY, CALIFORNIA**  
**Fiscal Year 2015-2016**  
**PUBLIC RESOURCES**  
**Public Ways**



**PUBLIC WORKS**  
**Matt Machado, Director**

<b>BUDGET AT A GLANCE</b>	
Gross Costs	\$89,554,325
Total Revenue	\$80,234,895
Fund Balance/Retained Earnings	<u>\$9,274,430</u>
<b>Net County Cost</b>	<b>\$45,000</b>
Total Recommended Staffing	108
% Funded by Local Discretionary Funds	0.1%

**MISSION STATEMENT**

The mission of the Public Works Department is to manage and improve infrastructure through safe and efficient use of resources and assets, for the benefit of our citizens.

**ACCOMPLISHMENTS AND OBJECTIVES**

The Accomplishments of 2014-2015 and Objectives for the 2015-2016 Fiscal Year for Public Works include:

FISCAL YEAR 2014-2015 ACCOMPLISHMENTS	FISCAL YEAR 2015-2016 OBJECTIVES
<ul style="list-style-type: none"> <li>◆ Resurfaced 110 miles of roadway with conventional chip seal.</li> <li>◆ Completed Parklawn sanitary sewer project.</li> <li>◆ Completion of first statewide project using pavers in Westley (RSTP F).</li> </ul>	<ul style="list-style-type: none"> <li>◆ Complete Geer Road Bridge retrofit.</li> <li>◆ Complete Kiernan Avenue/State Route 219 interchange.</li> <li>◆ Implement the Americans with Disabilities Act Complementary Paratransit Service in the County's Service Area.</li> <li>◆ Begin construction of the Morgan Road Shop/Administrative buildings.</li> </ul>

**BUDGETS WITHIN THE PUBLIC WORKS DEPARTMENT INCLUDE:**

- ◆ Administration
- ◆ Engineering
- ◆ Local Transit System
- ◆ Morgan Shop
- ◆ Road and Bridge



**STANISLAUS COUNTY, CALIFORNIA**  
**Fiscal Year 2015-2016**



**PUBLIC RESOURCES**  
**Public Ways**

**PUBLIC WORKS—ADMINISTRATION**

Budget Unit 1201 0040001  
 Special Revenue Fund

**SERVICES PROVIDED**

The Public Works Administration Division provides leadership, operational coordination, and policy development for all Public Works' divisions. The finance section provides budgeting, financial, and cost accounting services. The technical staff develops and maintains the Department's geographical information and maps (GIS services) to all divisions of the Public Works Department, other County departments, and other government agencies.

**FUND/CASH BALANCE**

As of July 1, 2015, this fund had a positive fund balance of \$129,882 compared to the July 1, 2014 positive balance of \$125,424. The cash balance, as of July 1, 2015, is a positive balance of \$265,169 compared to the July 1, 2014 positive balance of \$163,775. This increase is due to the timing of payables and receivables. The difference between the cash and fund balance is due to outstanding payables.

<b>Public Works - Administration</b>					
<b>Classification</b>	<b>2013-2014 Actual</b>	<b>2014-2015 Actual</b>	<b>2015-2016 Adopted Proposed</b>	<b>2015-2016 Recommended Adjustments</b>	<b>2015-2016 Recommended Final Budget</b>
Taxes	\$0	\$0	\$0	\$0	\$0
Licenses, Permits, Franchises	\$0	\$0	\$0	\$0	\$0
Fines, Forfeitures, Penalties	\$0	\$0	\$0	\$0	\$0
Revenue from use of Assets	\$188	\$496	\$200	\$0	\$200
Intergovernmental Revenue	\$69,806	\$45,264	\$35,000	\$0	\$35,000
Charges for Service	\$977,915	\$1,063,008	\$1,082,648	\$0	\$1,082,648
Miscellaneous Revenue	\$2,135	\$1,167	\$500	\$0	\$500
Other Financing Sources	\$3,028	\$1,969	\$1,000	\$0	\$1,000
<b>Total Revenue</b>	<b>\$1,053,072</b>	<b>\$1,111,904</b>	<b>\$1,119,348</b>	<b>\$0</b>	<b>\$1,119,348</b>
Salaries and Benefits	\$1,121,418	\$1,063,312	\$1,195,878	\$0	\$1,195,878
Services and Supplies	\$125,375	\$235,611	\$168,375	\$0	\$168,375
Other Charges	\$110,429	\$117,381	\$124,326	\$0	\$124,326
Fixed Assets	\$0	\$0	\$0	\$0	\$0
Other Financing Uses	\$35,457	\$0	\$0	\$0	\$0
Equity	\$0	\$0	\$0	\$0	\$0
Intrafund	(\$336,946)	(\$308,859)	(\$369,231)	\$0	(\$369,231)
Contingencies	\$0	\$0	\$0	\$0	\$0
<b>Gross Costs</b>	<b>\$1,055,733</b>	<b>\$1,107,445</b>	<b>\$1,119,348</b>	<b>\$0</b>	<b>\$1,119,348</b>
Fund Balance	\$2,661	(\$4,459)	\$0	\$0	\$0
<b>Net County Cost</b>	<b>\$0</b>	<b>\$0</b>	<b>\$0</b>	<b>\$0</b>	<b>\$0</b>

\*Net county cost carryover savings included in the 2015-2016 Recommended Final Budget is \$0.

**PROGRAM DISCUSSION**

At the proposed level of funding, the Department can maintain the resources necessary to provide the leadership coordination, and management direction of the four major operating divisions of the Public Works Department which include: Engineering; Transit; Road and Bridge (Operations and Construction

Projects); and Morgan Shop. Funding is also provided for the continued support of Geographic Information System (GIS) Central. Public Works will continue to update and maintain the County's GIS. This budget includes GIS costs of \$314,033 for salaries and the software license, funded 40% by Public Works with the remaining 60% charged to other County departments based on usage. This level of funding will continue the GIS program at the maintenance level, but does not provide adequate resources to aggressively develop additional GIS capabilities.

The requested budget of \$1,119,348 is approximately 10.4% lower than the previous year's budget of \$1,249,530. The difference is primarily due to a biannual GIS aerial photography cost that occurred in the 2014-2015 Fiscal Year.

## **STAFFING IMPACTS**

### **Adopted Proposed Budget**

There were no requested changes to the current level of staffing.

Total current authorized positions— 10

### **Final Budget**

The Department is requesting to unfund one vacant Account Clerk III position as the duties were absorbed by existing staff.

Total current authorized positions— 10

## **BUDGET RECOMMENDATIONS**

### **Adopted Proposed Budget**

It is recommended that a budget of \$1,119,348 be approved for Public Works - Administration. This budget is funded by \$1,119,348 in estimated department revenue.

There are no recommended changes to the current level of staffing.

Total recommended authorized positions— 10

### **Final Budget**

There are no recommended changes in funding to this budget.

It is recommended to unfund one vacant Account Clerk III position.

Total recommended authorized positions— 9

# STANISLAUS COUNTY, CALIFORNIA

Fiscal Year 2015-2016

## PUBLIC RESOURCES

### Public Ways



## PUBLIC WORKS—ENGINEERING

Budget Unit 1202 0040249

Special Revenue Fund

### SERVICES PROVIDED

The Public Works Engineering Division provides design and construction management for various road and bridge construction and reconstruction projects. It also provides for the establishment and maintenance management of various services districts, such as landscape, lighting, and storm drains. The Survey section, which includes the office of the County Surveyor, provides services for survey mapping, abandonment, certificates, monumentation, and indexing of County survey maps. The Engineering Division also provides for review of off-site development plans, writes conditions-of-approval, supports the Stanislaus County Planning Commission, and issues encroachment and transportation permits. Additionally, staff collects and provides analysis of traffic and vehicle accident data, ensures proper programming of Federal and State funds, and develops the Capital Improvement Program for Public Works.

The office of County Surveyor functions within the Department of Public Works. The primary function of the County Surveyor's office is to protect, maintain, and perpetuate land survey monuments. The County Surveyor represents the County in boundary disputes originating in the Public Land Survey System. This work and other activities of the County Surveyor are guided by local ordinance of Stanislaus County and mandated by State laws. Some of the mandated State laws include indexing of all recorded maps, establishing and maintaining County jurisdictional boundaries, county surveys as required by court action or as part of private land disputes, and preservation of original survey monumentation.

### FUND/CASH BALANCE

As of July 1, 2015, this fund had a positive fund balance of \$178,316 compared to the July 1, 2014 positive balance of \$370,948. A post-closing entry corrected the fund balance to \$360,427 as of July 1, 2015. This includes \$291,128 collected for survey monument preservation, which may be used only for this purpose. The decrease is due to the use of fund balance for non-reimbursable survey work mandates. The Department anticipates using \$57,640 of Fund Balance in Fiscal Year 2015-2016.

As of July 1, 2015, this fund had a positive cash balance of \$289,633 compared to the July 1, 2014 positive balance of \$433,565. The decrease is also due to non-reimbursable survey work. The difference between the cash and fund balance is due to outstanding payables.

<b>Public Works - Engineering</b>					
<b>Classification</b>	<b>2013-2014 Actual</b>	<b>2014-2015 Actual</b>	<b>2015-2016 Adopted Proposed</b>	<b>2015-2016 Recommended Adjustments</b>	<b>2015-2016 Recommended Final Budget</b>
Taxes	\$0	\$0	\$0	\$0	\$0
Licenses, Permits, Franchises	\$0	\$0	\$0	\$0	\$0
Fines, Forfeitures, Penalties	\$0	\$0	\$0	\$0	\$0
Revenue from use of Assets	\$0	\$0	\$0	\$0	\$0
Intergovernmental Revenue	\$165,893	\$39,310	\$101,000	\$0	\$101,000
Charges for Service	\$3,573,996	\$3,510,814	\$4,122,726	\$0	\$4,122,726
Miscellaneous Revenue	\$1,181	\$3	\$0	\$0	\$0
Other Financing Sources	\$204,416	\$238,178	\$350,000	\$0	\$350,000
<b>Total Revenue</b>	<b>\$3,945,486</b>	<b>\$3,788,305</b>	<b>\$4,573,726</b>	<b>\$0</b>	<b>\$4,573,726</b>
Salaries and Benefits	\$2,974,486	\$3,158,566	\$3,616,144	\$0	\$3,616,144
Services and Supplies	\$256,471	\$242,869	\$300,450	\$0	\$300,450
Other Charges	\$354,649	\$315,643	\$390,541	\$0	\$390,541
Fixed Assets	\$0	\$0	\$0	\$0	\$0
Other Financing Uses	\$93,028	\$0	\$0	\$0	\$0
Equity	\$0	\$0	\$0	\$0	\$0
Intrafund	\$336,946	\$308,859	\$369,231	\$0	\$369,231
Contingencies	\$0	\$0	\$0	\$0	\$0
<b>Gross Costs</b>	<b>\$4,015,580</b>	<b>\$4,025,937</b>	<b>\$4,676,366</b>	<b>\$0</b>	<b>\$4,676,366</b>
<b>Fund Balance</b>	<b>\$70,094</b>	<b>\$192,632</b>	<b>\$57,640</b>	<b>\$0</b>	<b>\$57,640</b>
<b>Net County Cost</b>	<b>\$0</b>	<b>\$45,000</b>	<b>\$45,000</b>	<b>\$0</b>	<b>\$45,000</b>

\*Net county cost carryover savings included in the 2015-2016 Recommended Final Budget is \$0.

## PROGRAM DISCUSSION

At the proposed level of funding, the Department can maintain the resources required for road and bridge project design, traffic studies, project construction management, survey, subdivision map processing, right of way, encroachment permit inspection and land development. Also, resources will be used to continue making limited improvements in the Survey Monument Preservation Program to address loss and destruction of older survey monuments. The Engineering Division is primarily funded by charges for services.

The office of County Surveyor functions within the Department of Public Works. Services provided include review of final maps, parcel maps, records of survey, coroner records, certifications of correction, and legal descriptions. The office also provides public assistance such as record information research, Assessor information, deeds, road deeds, property line disputes, and access issues. The work and other activities of the County Surveyor are guided by local ordinance of Stanislaus County and mandated by State laws. Some of the mandated state laws include indexing of all recorded maps, establishing and maintaining County jurisdictional boundaries, county surveys as required by court action or as part of private land disputes, and preservation of original survey monumentation. While this work is mandated and unquestionably important and necessary, no funding source has been identified.

The majority of funding for engineering services is provided through charges to the Road Fund, which is funded by Highway Users Tax (HUTA). The use of these funds is restricted to road related purposes pursuant to California's Streets and Highways Code (sections 2101, 2150). To ensure compliance with this mandate, the Department has refined the process for identifying road related work as opposed to non-road related work using the Department's cost accounting system. This results in some survey costs being non-recoverable. In Fiscal Year 2014-2015, the Department began receiving an on-going annual County Match of \$45,000 for mandated, non-road related survey services.

The State Water Resources Control Board (State Water Board) has regulated runoff and treatment of storm water from industrial and municipal sources in California for nearly two decades. Storm water is runoff from surfaces such as rooftops, paved streets, highways or parking lots and can carry with it pollutants such as: oil, pesticides, herbicides, sediment, trash, bacteria and metals. Recent legislative changes and more stringent requirements of the permitting and enforcement processes place the responsibility for storm water management at the local level. Public Works is currently using a Personal

Services Contractor (PSC) with experience in this field to design and supervise the local implementation, and is requesting to restore an Engineering position to perform a variety of tasks, including preparation of annual reports, Illicit Discharge Detection and Elimination (IDDE) Detection, grading plan review, Total Maximum Daily Load (TMDL) monitoring, construction management and post-construction management.

The requested budget of \$4,676,366 is approximately 5.4% higher than the previous year's budget. The increase is primarily the result of extending a Personal Services Contract and restoring an Engineering position for storm water management as described above.

The majority of the costs of this budget unit are recovered through charges to users. Public Works' Road & Bridge division is the major user of these services.

## **STAFFING IMPACTS**

### **Adopted Proposed Budget**

The Department is requesting to restore one unfunded Sr. Engineering Technician position and reclassify upward to Assistant Engineer to support County compliance with State Water Board mandates as stated above by reviewing grading and erosion control plans, and monitoring of illicit discharges into the County waterways.

The Department is also requesting reclassification of a vacant Engineering Technician position to an Assistant Engineer in the Design division. The workload of the Department is such that staffing is needed to handle more projects, which includes the duty of managing consultant engineers, and the ability to review, analyze and provide technical engineering recommendations on professional level engineering work products.

Total current authorized positions— 28

### **Final Budget**

There are no requested changes to the current level of staffing.

Total current authorized positions— 29

## **BUDGET RECOMMENDATIONS**

### **Adopted Proposed Budget**

It is recommended that a budget of \$4,676,366 be approved for Public Works - Engineering. This budget is funded by \$4,573,726 in estimated department revenue, \$57,640 in departmental fund balance, and a contribution of \$45,000 from the General Fund.

It is also recommended to restore one unfunded Sr. Engineering Technician position and reclassify upward to Assistant Engineer/Surveyor, and to reclassify one vacant Engineering Technician position to Assistant Engineer/Surveyor.

Total recommended authorized positions— 29

### **Final Budget**

There are no recommended changes in funding to this budget.

There are no recommended changes to the current level of staffing.

Total recommended authorized positions— 29

**STANISLAUS COUNTY, CALIFORNIA**  
**Fiscal Year 2015-2016**  
**PUBLIC RESOURCES**  
**Public Ways**

---



**PUBLIC WORKS—LOCAL TRANSIT SYSTEM**

Budget Unit 4001 0041510  
Enterprise Fund

**SERVICES PROVIDED**

The Public Works Transit Division operates the County's public transportation system, Stanislaus Regional Transit ("StaRT"). StaRT provides intercity service within the County and links with city transportation systems to provide coordinated transit service for County residents. StaRT operates fixed and deviated-fixed route and demand response transit services to 16 communities in the County, inter-county service to Merced and Gustine and provides non-emergency medical transportation to Bay area medical facilities.

**FUND/CASH BALANCE**

As of July 1, 2015, this fund had a positive retained earnings balance of \$17.4 million compared to the July 1, 2014 positive balance of \$15 million. This increase is primarily due to transit funding of \$2.5 million received in Fiscal Year 2014-2015 for the purchase of six additional Paratransit buses and three CNG Transit buses to be acquired in late 2016. In Fiscal Year 2015-2016, the department anticipates using \$4.7 million of retained earnings for enhancements to bus shelters to provide additional safety and accessibility, a commuter express bus to the Dublin/Pleasanton BART station, and replacement of CNG and paratransit buses at the end of their useful lives.

As of July 1, 2015, this fund had a positive cash balance of \$12.2 million compared to the July 1, 2014 positive balance of \$9.3 million. The increase is due to receipt of funding for future bus procurement. The difference between the cash and retained earnings balance is due to outstanding payables and offsetting capital assets (equipment) net of depreciation of approximately \$5.3 million.

<b>Public Works - Local Transit System</b>					
<b>Classification</b>	<b>2013-2014 Actual</b>	<b>2014-2015 Actual</b>	<b>2015-2016 Adopted Proposed</b>	<b>2015-2016 Recommended Adjustments</b>	<b>2015-2016 Recommended Final Budget</b>
Taxes	\$6,537,282	\$4,895,581	\$6,856,640	\$0	\$6,856,640
Licenses, Permits, Franchises	\$0	\$0	\$0	\$0	\$0
Fines, Forfeitures, Penalties	\$0	\$0	\$0	\$0	\$0
Revenue from use of Assets	\$102,342	\$76,163	\$0	\$0	\$0
Intergovernmental Revenue	\$3,900,297	\$3,099,517	\$1,009,467	\$0	\$1,009,467
Charges for Service	\$505,821	\$536,153	\$607,836	\$0	\$607,836
Miscellaneous Revenue	\$363	\$3,052	\$0	\$0	\$0
Other Financing Sources	\$0	\$13,550	\$0	\$0	\$0
<b>Total Revenue</b>	<b>\$11,046,105</b>	<b>\$8,624,016</b>	<b>\$8,473,943</b>	<b>\$0</b>	<b>\$8,473,943</b>
Salaries and Benefits	\$287,831	\$383,210	\$560,231	\$0	\$560,231
Services and Supplies	\$4,689,574	\$4,492,723	\$6,636,206	\$0	\$6,636,206
Other Charges	\$1,187,841	\$1,270,834	\$1,383,729	\$0	\$1,383,729
Fixed Assets					
Buildings & Improvements	\$0	\$125,408	\$0	\$0	\$0
Equipment	\$0	(\$125,408)	\$4,597,872	\$0	\$4,597,872
Other Financing Uses	\$9,508	\$0	\$0	\$0	\$0
Equity	\$0	\$0	\$0	\$0	\$0
Intrafund	\$0	\$0	\$0	\$0	\$0
Contingencies	\$0	\$0	\$0	\$0	\$0
<b>Gross Costs</b>	<b>\$6,174,754</b>	<b>\$6,146,767</b>	<b>\$13,178,038</b>	<b>\$0</b>	<b>\$13,178,038</b>
Retained Earnings	(\$4,871,351)	(\$2,477,249)	\$4,704,095	\$0	\$4,704,095
<b>Net County Cost</b>	<b>\$0</b>	<b>\$0</b>	<b>\$0</b>	<b>\$0</b>	<b>\$0</b>

\*Net county cost carryover savings included in the 2015-2016 Recommended Final Budget is \$0.

## PROGRAM DISCUSSION

At the proposed level of funding, the Department can maintain resources required for transit service operations and implementation of capital projects in the County's service area for Fiscal Year 2015-2016. Planned service changes include enhancement and improvements to existing transit service provided throughout the county to increase service hours and adjust schedules on Route 40 serving the communities of Modesto, Patterson, Westley and Grayson. Service on the Route 70 will be adjusted to include an additional stop at the Turlock Transit Center based on requests and comments received from the public, especially students commuting between Modesto and Turlock to the California State University Stanislaus campus, and students commuting between Modesto and Merced to the University of California campus. To improve the cost effectiveness and efficiency of the transit system, the Transit Division will combine underutilized bus stops along select routes to improve on-time performance and route productivity to increase ridership. Changes planned for the intercity demand response services include discontinuing unproductive trips provided on Saturdays.

With the reclassification of the County's transit system to a Small Urban System, Transit will implement American Disabilities Act (ADA) Complementary Paratransit service which complies with the Federal Transit Administration ADA Requirements. Cities in the County's service area in the Modesto Large Urbanized Area (UZA) that have been identified for provision of ADA complementary paratransit service include the cities of Riverbank, Oakdale, Hughson and the unincorporated community of Keyes. In addition, the Public Works Transit Division will coordinate the provision of ADA complementary paratransit service in the cities of Modesto and Turlock where ADA complementary paratransit service is currently provided by their respective transit operators. This will require coordination with the transit operators to ensure all residents needing ADA service are served.

In September 2014, the Public Works Transit Division was awarded Congestion Mitigation Air Quality (CMAQ) funding for Federal Fiscal Year (FFY) 2016-2017 and FFY 2017-2018 to implement commuter express bus service from the County to the Dublin/Pleasanton BART Station. Transit will begin service planning activities in Fiscal Year 2015-2016 including developing routing information, procuring a bus for the service as well as implementing commuter fares for the new express service.

Planned capital improvement projects to be implemented in Fiscal Year 2015-2016 consist of funding park and ride usage, continuation of Intelligent Transportation Systems, and procuring equipment to

improve bus stop facilities located in the County. The capital spending plan also includes procuring 5 fixed route and 3 paratransit buses to replace vehicles in the scheduled replacement program that will reach the end of their useful lives. Improvement to transit facilities include purchasing additional passenger seating facilities, designing, purchasing and replacing existing bus stop signage, enhancing safety and security of bus stops and improvements to selected bus stops to meet ADA requirements.

## **STAFFING IMPACTS**

### **Adopted Proposed Budget**

There were no requested changes to the current level of staffing.

Total current authorized positions— 4

### **Final Budget**

As part of the 2014-2015 Mid-Year Budget, it was recommended to study the request for one new Staff Services position. A study has been completed. This position will focus on managing the Americans with Disability Act (ADA) Complementary Paratransit program, Drug and Alcohol Monitoring Program in accordance with the Federal Transit Administration (FTA), and ensure the transit operations comply with Federal and State requirements.

Total current authorized positions— 4

## **BUDGET RECOMMENDATIONS**

### **Adopted Proposed Budget**

It is recommended that a budget of \$13,178,038 be approved for Public Works – Local Transit System. This budget is funded by \$8,473,943 in estimated department revenue, and \$4,704,095 in departmental Retained Earnings.

There are no recommended changes to the current level of staffing.

Total recommended authorized positions— 4

### **Final Budget**

There are no recommended changes in funding to this budget.

It is recommended to add one new Staff Services Analyst position.

Total recommended authorized positions— 5



**STANISLAUS COUNTY, CALIFORNIA**  
**Fiscal Year 2015-2016**  
**PUBLIC RESOURCES**  
**Public Ways**



**PUBLIC WORKS—MORGAN SHOP**

Budget Unit 5121 0042100  
Internal Service Fund

**SERVICES PROVIDED**

Public Works – Morgan Shop is an Internal Service Fund (ISF) operation that provides equipment and vehicles to other Public Works divisions, primarily the Road & Bridge Division. The user divisions pay a rental rate to Morgan Shop when using equipment and vehicles. In addition, Morgan Shop provides vehicle and equipment maintenance as requested to other County departments. Morgan Shop also provides Compressed Natural Gas (CNG), unleaded, and diesel fueling to County departments and CNG fueling to other local jurisdictions.

**FUND/CASH BALANCE**

As of July 1, 2015, this fund had a positive retained earnings balance of \$9.7 million compared to the July 1, 2014 positive balance of \$9.5 million. This increase is due, in part, to lower than anticipated fuel and parts costs. The Department has estimated the use of \$1,360,688 of Retained Earnings for equipment purchases, and design fees and site improvements for the Morgan Shop and Administration building project, but delayed some equipment purchases due to product unavailability, and site improvements until presentation of final building plans in Fiscal Year 2015-2016. Retained earnings include the non-cash items of equipment/vehicles in the amount of approximately \$5.7 million of equipment (net of depreciation) and parts inventory of approximately \$97,000.

As of July 1, 2015, this fund had a positive cash balance of \$4.2 million compared to the July 1, 2014 positive balance of \$3.5 million. The increase is due to increased usage of heavy equipment by Road Operations resulting in higher than anticipated rental revenues. Equipment replacement is funded from an element of Morgan Shop's equipment rental rate. The equipment replacement component is used to replace or update old and depleted vehicles which will enable the Department to meet the needs of the Road & Bridges Division as they maintain and repair County roads, bridges, and storm water systems. Approximately \$3.4 million of Morgan Shop's retained earnings will be used toward the future construction of the heavy equipment maintenance shop. The difference between the cash and retained earnings balance is due primarily to the \$5.7 million equipment and materials inventory.

The increase in the cash balance results from increased usage of heavy equipment by Road Operations resulting in higher than anticipated rental revenues. The Board of Supervisors approved the Public Works' Facility Master Plan/Needs Assessment on July 13, 2010. On February 3, 2015, the Board approved the financing plan for the re-construction of Morgan Shop and Administration buildings. In April 2015, the preliminary plans were approved by the Board at an estimated cost of \$15.8 million for the shop and office buildings. Approximately \$3.4 million of Morgan Shop's retained earnings will be used toward the future construction of the heavy equipment maintenance shop.

<b>Public Works - Morgan Shop</b>					
<b>Classification</b>	<b>2013-2014 Actual</b>	<b>2014-2015 Actual</b>	<b>2015-2016 Adopted Proposed</b>	<b>2015-2016 Recommended Adjustments</b>	<b>2015-2016 Recommended Final Budget</b>
Taxes	\$0	\$0	\$0	\$0	\$0
Licenses, Permits, Franchises	\$0	\$0	\$0	\$0	\$0
Fines, Forfeitures, Penalties	\$0	\$0	\$0	\$0	\$0
Revenue from use of Assets	\$0	\$0	\$0	\$0	\$0
Intergovernmental Revenue	\$84,430	\$19,551	\$114,830	\$0	\$114,830
Charges for Service	\$3,628,758	\$3,499,122	\$3,973,530	\$0	\$3,973,530
Miscellaneous Revenue	\$6,347	\$613	\$500	\$0	\$500
Other Financing Sources	\$29,490	\$0	\$4,000	\$0	\$4,000
<b>Total Revenue</b>	<b>\$3,749,025</b>	<b>\$3,519,286</b>	<b>\$4,092,860</b>	<b>\$0</b>	<b>\$4,092,860</b>
Salaries and Benefits	\$731,567	\$750,472	\$873,524	\$0	\$873,524
Services and Supplies	\$1,580,786	\$1,270,081	\$1,696,216	\$0	\$1,696,216
Other Charges	\$1,167,446	\$1,139,408	\$1,721,808	\$0	\$1,721,808
Fixed Assets					
Buildings & Improvements	\$91,835	\$277,599	\$550,000	\$0	\$550,000
Equipment	\$77,472	(\$168,893)	\$612,000	\$0	\$612,000
Other Financing Uses	\$22,990	\$0	\$0	\$0	\$0
Equity	\$0	\$0	\$0	\$0	\$0
Intrafund	\$0	\$0	\$0	\$0	\$0
Contingencies	\$0	\$0	\$0	\$0	\$0
<b>Gross Costs</b>	<b>\$3,672,096</b>	<b>\$3,268,667</b>	<b>\$5,453,548</b>	<b>\$0</b>	<b>\$5,453,548</b>
Retained Earnings	(\$76,929)	(\$250,619)	\$1,360,688	\$0	\$1,360,688
<b>Net County Cost</b>	<b>\$0</b>	<b>\$0</b>	<b>\$0</b>	<b>\$0</b>	<b>\$0</b>

\*Net county cost carryover savings included in the 2015-2016 Recommended Final Budget is \$0.

## PROGRAM DISCUSSION

At the proposed level of funding, the Department can maintain the resources necessary to support safe and reliable equipment and vehicles, fueled and ready for use by County departments and other local jurisdictions. This is completed through acquisition and disposal of heavy equipment and other vehicles, performing preventive maintenance and equipment/vehicle repair, and provision of fueling services. Morgan Shop's core function is to provide heavy equipment needed for road maintenance.

Included in Public Works Morgan Shop's budget is funding to purchase a 2-axle tilt trailer, a self-propelled broom, and a street sweeper which are needed to replace existing aged and depleted equipment. Replacing the existing aged and depleted equipment will assist the Roads and Bridges Division with their regular projects and to efficiently complete road maintenance and repairs in Fiscal Year 2015-2016. During this budget cycle, the certification for four heavy duty Compressed Natural Gas (CNG) pickups, including the Bridge Panel truck, will expire and require four tank replacements at a total cost of \$72,000. By replacing the tank of the Bridge Panel truck at the cost of \$18,000, the Department can extend the useful life of the vehicle, and defer replacement at this time. Providing Public Works Road Operations with suitable transportation and equipment necessary to perform job functions supports the Department's goal of safely maintaining Stanislaus County's roadways, bridges, and storm water systems for the benefit of the community. The Department will also purchase four F-250 pickups and a Prius for \$195,000 which will qualify for \$100,000 funding from San Joaquin Valley Air Pollution Control District, reducing the Morgan Shop's net cost to \$95,000 for these five vehicles. A component of Public Works Morgan Shop's equipment rental rates provides for the replacement of aged and depleted equipment and accrues in fund balance. The replaced vehicles will be declared surplus and auctioned, with the proceeds returned to Morgan Shop's fund balance.

The requested Proposed Budget of \$5,453,548 is 1.9% higher than Fiscal Year 2014-2015. The increase is due to lower fuel costs and completion of the design phase of the new shop building, with revenues reflecting increased service levels to other County departments. The budget includes \$612,000 for equipment purchases and \$550,000 for preliminary work to ready the site for the shop building project. Included in Morgan Shop's budget are two items that are "non-cash" expenditures. These are an estimated \$1,000,000 in depreciation expense and \$15,000 in compensated absences. Depreciation expense decreases the value of the asset (equipment) and will not impact the Department's cash balance.

## **STAFFING IMPACTS**

### **Adopted Proposed Budget**

There were no requested changes to the current level of staffing.

Total current authorized positions— 8

### **Final Budget**

There are no requested changes to the current level of staffing.

Total current authorized positions— 8

## **BUDGET RECOMMENDATIONS**

### **Adopted Proposed Budget**

It is recommended that a budget of \$5,453,548 be approved for Public Works – Morgan Shop. This budget is funded by \$4,092,860 in estimated department revenue and \$1,360,688 in Retained Earnings.

There are no recommended changes to the current level of staffing.

Total recommended authorized positions— 8

### **Final Budget**

There are no recommended changes in funding to this budget.

There are no recommended changes to the current level of staffing.

Total recommended authorized positions— 8

**STANISLAUS COUNTY, CALIFORNIA**  
**Fiscal Year 2015-2016**  
**PUBLIC RESOURCES**  
**Public Ways**

---



**PUBLIC WORKS—ROAD AND BRIDGE**

Budget Unit 1101 0040399  
Special Revenue Fund

**SERVICES PROVIDED**

The Road and Bridge Division of the Public Works Department maintains Stanislaus County's 1,510.72 mile road system and 232 bridges. This includes preventive maintenance, resurfacing roadways, and maintenance of bridges and storm water systems. Other core duties include signing and striping of the roadways, vegetation control, and emergency response.

**FUND/CASH BALANCE**

As of July 1, 2015, this fund had a positive fund balance of \$19 million compared to the July 1, 2014 positive balance of \$18.4 million. The increase is due to the lower than anticipated project expenditures from local match and higher than expected revenues from Local Transportation Fund (LTF). The Department anticipates using \$3.1 million of fund balance in Fiscal Year 2015-2016.

While this fund balance appears large, approximately \$6.5 million of the projected balance has been obligated for existing, approved projects. In addition, the Department has set aside \$3.8 million of the existing fund balance for the future construction of the Public Works Maintenance/Repair Shop and office space, and \$1.2 million for the future local match for the Seventh Street Bridge project. The balances are a compilation of Road & Bridge Operations, Road Capital Projects, and Kaiser Voluntary Funds.

As of July 1, 2015, this fund had a positive cash balance of \$16.6 million compared to the July 1, 2014 positive balance of \$17.8 million. This decrease is due to the timing of outstanding receivables. The variance between cash and fund balance is primarily due to the non-cash asset of road materials inventory, and timing of the projects.

<b>Public Works - Road and Bridge</b>					
<b>Classification</b>	<b>2013-2014 Actual</b>	<b>2014-2015 Actual</b>	<b>2015-2016 Adopted Proposed</b>	<b>2015-2016 Recommended Adjustments</b>	<b>2015-2016 Recommended Final Budget</b>
Taxes	\$1,888,971	\$2,079,039	\$1,800,000	\$0	\$1,800,000
Licenses, Permits, Franchises	\$577,463	\$21,701	\$22,000	\$0	\$22,000
Fines, Forfeitures, Penalties	\$0	\$0	\$0	\$0	\$0
Revenue from use of Assets	\$175,819	\$183,947	\$147,700	\$0	\$147,700
Intergovernmental Revenue	\$31,455,144	\$34,135,057	\$52,942,692	\$0	\$52,942,692
Charges for Service	\$190,405	\$132,220	\$118,000	\$0	\$118,000
Miscellaneous Revenue	\$8,571	\$302,326	\$0	\$0	\$0
Other Financing Sources	\$802,333	\$1,375,231	\$6,944,626	\$0	\$6,944,626
<b>Total Revenue</b>	<b>\$35,098,706</b>	<b>\$38,229,521</b>	<b>\$61,975,018</b>	<b>\$0</b>	<b>\$61,975,018</b>
Salaries and Benefits	\$4,528,102	\$4,689,417	\$5,120,975	\$0	\$5,120,975
Services and Supplies	\$19,093,324	\$25,508,795	\$51,632,598	\$0	\$51,632,598
Other Charges	\$8,262,642	\$7,097,537	\$8,123,452	\$0	\$8,123,452
Fixed Assets					
Buildings & Improvements	\$172,367	\$473,531	\$250,000	\$0	\$250,000
Other Financing Uses	\$126,734	\$173,334	\$0	\$0	\$0
Equity	\$0	\$0	\$0	\$0	\$0
Intrafund	\$0	\$0	\$0	\$0	\$0
Contingencies	\$0	\$0	\$0	\$0	\$0
<b>Gross Costs</b>	<b>\$32,183,169</b>	<b>\$37,942,614</b>	<b>\$65,127,025</b>	<b>\$0</b>	<b>\$65,127,025</b>
Fund Balance	(\$2,915,537)	(\$286,907)	\$3,152,007	\$0	\$3,152,007
<b>Net County Cost</b>	<b>\$0</b>	<b>\$0</b>	<b>\$0</b>	<b>\$0</b>	<b>\$0</b>

\*Net county cost carryover savings included in the 2015-2016 Recommended Final Budget is \$0.

## PROGRAM DISCUSSION

At the proposed level of funding, the Department can maintain the County's roadway system at the most basic level of repair. State funding for roads has decreased 20% since last fiscal year's budget, which is a revenue decrease of approximately \$1.3 million. Due to the lack of funding, the Department has completely eliminated the conventional chip seal road maintenance program for this fiscal year. Staff will be reassigned to perform road shoulder maintenance, striping, and basic patching. The budget also provides for 24-hour emergency response to road hazards and weather related emergencies. Public Works Road Operations also provides maintenance of County Service Area (CSA) storm drain systems and lighting districts. These maintenance costs are reimbursed by the respective districts.

This budget rolls up the individual budgets for Road & Bridge Operations (\$14.9 million) and Road Construction Projects (\$50.1 million) for a total of \$65.1 million. This is a decrease from the Fiscal Year 2014-2015 combined budget of \$81.9 million, which is the result of timing and completion of large projects.

The presented budget contains approximately \$11.9 million for the construction phase of the following Road Capital Projects. These include:

### Construction Engineering

- ◆ Central Ave at E. Taylor (northern intersection improvements)
- ◆ Claribel Rd at Coffee Rd (signal)
- ◆ Claribel Rd at Terminal Ave (signal)
- ◆ Claribel Rd widening (McHenry Ave to Oakdale Rd)
- ◆ Claribel Rd Class II Bike Lane
- ◆ Crows Landing Rd at West Main Ave (intersection improvements)
- ◆ Crows Landing Rd Bridge over San Joaquin River
- ◆ Geer Rd Bridge at Tuolumne River (seismic)
- ◆ Hatch Channelization-Ph 2 (Clinton to Baldwin)
- ◆ Hatch Rd at Santa Fe Ave (intersection improvements)
- ◆ Pete Miller Bridge over Delta Mendota Canal

- ◆ RSTP Phase J & K (various roads)
- ◆ State Route 99 at Kiernan (Interchange improvements)

The requested budget also provides funding for approximately \$18 million for the design engineering phase of the following Road Capital Projects. These include:

Design Engineering

- ◆ 7th Street Bridge over Tuolumne River
- ◆ Airport Sewer project
- ◆ Carpenter Rd at Whitmore Ave (intersection improvements)
- ◆ Claribel Rd at Roselle Ave (intersection improvements)
- ◆ Claribel Rd at Roselle Ave (intersection improvements)
- ◆ Cooperstown Rd Bridge over Rydberg Creek
- ◆ Cooperstown Rd Bridge over Gallup Creek
- ◆ Crows Landing Rd at Grayson Rd (intersection improvements)
- ◆ Geer Rd at Santa Fe Ave (intersection improvements)
- ◆ Geer Rd at Whitmore Ave (intersection improvements)
- ◆ Gilbert Rd Bridge at TID Ceres Main Canal
- ◆ Hickman Rd Bridge at Tuolumne River
- ◆ Kilburn Rd Bridge over Orestimba Creek
- ◆ Lake Rd (between Lampley & Denton-widen shoulders/rumble strips)
- ◆ Las Palmas Ave Bridge over San Joaquin River
- ◆ McHenry Ave Bridge over Stanislaus River
- ◆ McHenry Ave Widening (Ladd to Bridge)
- ◆ Milton Rd Bridge over Rock Creek
- ◆ River Rd Bridge (aka Hills Ferry Br.)
- ◆ River Rd (between Sawyer & Cleveland-improve curve)
- ◆ Santa Fe Bridge over Tuolumne River
- ◆ Shiells Rd Bridge over CCID Main Canal
- ◆ Sonora Rd Bridge over Martells Creek
- ◆ South County Corridor (Planning study-StanCOG)
- ◆ St. Francis Ave Bridge over MID Main Canal
- ◆ Tegner Rd Bridge over TID Lateral 5
- ◆ Tim Bell Rd Bridge over Dry Creek
- ◆ Victory Rd Bridge over Lone Tree Cr
- ◆ West Main (SJ River to .8m west of Carpenter)

Proposed projects are outlined in Stanislaus County's Capital Improvement Plan.

This budget also provides funding for the County's Storm Water Pollution Prevention Plan/National Pollutant Discharge Elimination System permit. This is an unfunded mandate with an annual cost to Public Works of approximately \$107,795.

**STAFFING IMPACTS**

**Adopted Proposed Budget**

There were no requested changes to the current level of staffing.

Total current authorized positions— 57

**Final Budget**

There are no requested changes to the current level of staffing.

Total current authorized positions— 57

## **BUDGET RECOMMENDATIONS**

### **Adopted Proposed Budget**

It is recommended that a budget of \$65,127,025 be approved for Public Works – Road & Bridge. This budget is funded by \$61,975,018 in estimated department revenue and \$3,152,007 in departmental fund balance.

There are no recommended changes to the current level of staffing.

Total recommended authorized positions— 57

### **Final Budget**

There are no recommended changes in funding to this budget.

There are no recommended changes to the current level of staffing.

Total recommended authorized positions— 57



# **Efficient Delivery of Public Services**

Assessor  
Auditor-Controller  
Board of Supervisors  
Chief Executive Office  
Clerk-Recorder  
County Counsel  
General Services Agency  
Strategic Business Technology  
Treasurer-Tax Collector



## Efficient Delivery of Public Services

Efficiency is a critical element in the effective operation of government agencies and allows for the sustained provision of valuable services to the community. County departments provide a multitude of services to a diverse customer base. These customers expect government to be responsive to their needs and County Departments must work to understand these needs and how best to provide the desired services. Customer feedback is a valuable source of insight in this process and encourages departments to remain focused on continuous improvement.



Providing services electronically has vastly improved the way we serve the public. Conducting business using the internet provides a convenient point of access for many residents. County departments and information on the many resources they provide can be easily accessed online at [www.stancounty.com](http://www.stancounty.com). Improving the efficiency of core services is the result of a continuing staff focus on streamlining services and enhancing quality. Electronic services and more efficient processes mean customers spend less time when conducting business with us and helps foster positive customer relationships.

- ◆ The Assessor is responsible for preparing an annual assessment roll for property tax revenues using fair, accurate, and timely property valuations;
- ◆ The Auditor-Controller safeguards the County's resources and ensures its financial integrity through fiscal monitoring and reporting;
- ◆ The Board of Supervisors provides governing, administrative, and legislative direction to County departments and determines the overall policies for Stanislaus County government;
- ◆ The Clerk of the Board maintains accurate County legislative records and provides customer access to those records;
- ◆ The Chief Executive Office provides overall leadership and management of County government, including the management of County resources, long-range financial planning, capital projects, and organizational planning;
- ◆ The Human Resources Division of the Chief Executive Office provides services to County departments, employees, and applicants. These services include: labor relations, policy development and implementation, recruitment and selection, classification, compensation, wellness, and learning and development programs;
- ◆ The Risk Management Division of the Chief Executive Office manages the health, safety, and well-being of Stanislaus County employees through the administration of employee benefits, liability claims/insurance, disabilities management (workers' compensation), and safety;

- ◆ The Clerk-Recorder processes all documents and records related to marriage licenses, certified copies of vital statistics, document filings and recording of real property, processes passports, and conducts civil wedding ceremonies. The Clerk-Recorder is also responsible for conducting elections and ensuring citizens have the opportunity to exercise their right to vote;
- ◆ County Counsel serves as the principal legal counsel for the Board of Supervisors and provides legal advice to all County offices, departments, and commissions;
- ◆ The General Services Agency supports County departments through purchasing services for goods, contracts, leased property, and equipment; bulk store, delivery, mailroom, and messenger services; maintenance and operation of all building systems and equipment; and maintenance services for County vehicles;
- ◆ Strategic Business Technology supports the technology and web-based needs of County departments by providing help desk and desktop support services, email services, technology security, and County website services; and
- ◆ The Treasurer-Tax Collector collects secured and unsecured property taxes, as well as other revenue, and issues various licenses, including business licenses.

### **FISCAL YEAR 2015-2016 ISSUES**

The 2015-2016 Recommended Final Budget recommends \$192,711,318 in appropriations for this priority area. These expenditures are funded by a combination of \$124,411,663 in department revenue, \$67,496,312 in contributions from the General Fund and \$803,343 in fund balance/retained earnings.

The Assessor budget provides funding for the addition of a Supervising Account/Admin Clerk I/II and the reclassification of a vacant Admin Clerk II to an Account Clerk II/III. These staffing adjustments will assist the Department in their efforts to improve the turnaround time for processing documents. The \$78,722 cost is funded through additional General Fund contributions.

The Chief Executive Office – Risk Management Division has adapted to changes in obtaining and maintaining insurance certificates implemented in Fiscal Year 2014-2015. These changes have increased workload, prompting the restoration of a Confidential Assistant III position in the 2015-2016 Proposed Budget. This position also provides critical support services in proportion to the increased staffing levels realized County-wide. The total annual cost of \$80,000 will be funded in Fiscal Year 2015-2016 from approximately \$56,000 in departmental charges and \$24,000 in net county cost that will be covered by net county cost carryover savings. The Department anticipates that this increased net county cost will be sustained using net county cost savings for a minimum of two fiscal years.

Initiated in the 2014-2015 Final Budget, funding for a community emphasis on programs and partnerships focused on investments in prevention services and activities was provided through the Chief Executive Office – Appropriations for Contingencies budget unit. Focus on Prevention is now being established as a unique budget entity within Chief Executive Office – County Operations. This budget unit has \$1,000,000 in appropriations for Fiscal Year 2015-2016. These funds will support the Community-

wide transformation process and support the County in partnership with all sectors of the Community, to pursue prevention of root causes of many of the social ills that affect Stanislaus County. Fiscal Year focus is on preventing homelessness and strengthening families.

The Chief Executive Office – County Facilities base budget was increased by \$120,127 to cover increased utility and maintenance costs for the county facilities maintained in this budget unit. Final Budget includes a recommendation to increase appropriations by \$3 million for needed general facility improvements and refurbishments, including those to Harvest Hall, County Center III, Emergency Operations Center, and roadway improvement at the Public Safety Center site.

The Chief Executive Office – General Fund Contribution to Other Programs base appropriations budget was increased by \$33,576. This augmentation will provide \$31,150 for the County Fire Service Fund towards Fire Prevention Bureau costs and \$426 for increases to commercial insurance costs for the 12<sup>th</sup> Street office building. Additional adjustments in Final Budget include a contribution to Environmental Resources for the cost of the Manager to be assigned to the Code Enforcement Program and technical adjustments to align match with current operations in Sheriff - Court Security and Local Area Formation Commission (LAFCO).

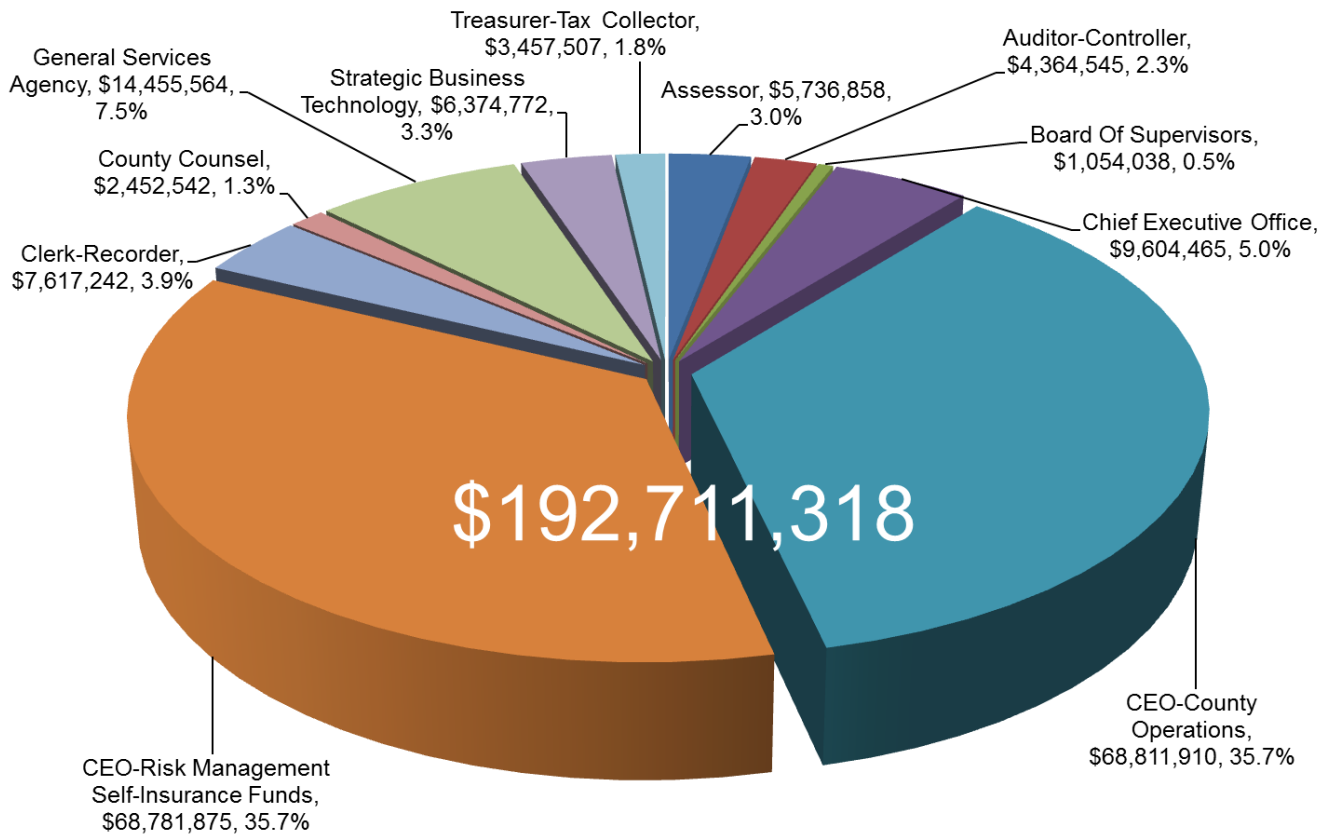
The Chief Executive Office – Mandated County Match budget was increased by \$197,252. This adjustment will accommodate \$31,552 in Behavioral Health and Recovery Services Public Guardian costs, a mandated County responsibility, and \$165,700 for increased code enforcement service levels for the Department of Environmental Resources.

The Clerk-Recorder – Elections Division budget was increased by \$750,000 to accommodate funding needs associated with the June 2016 presidential primary election, a mandated biennial service to the community.

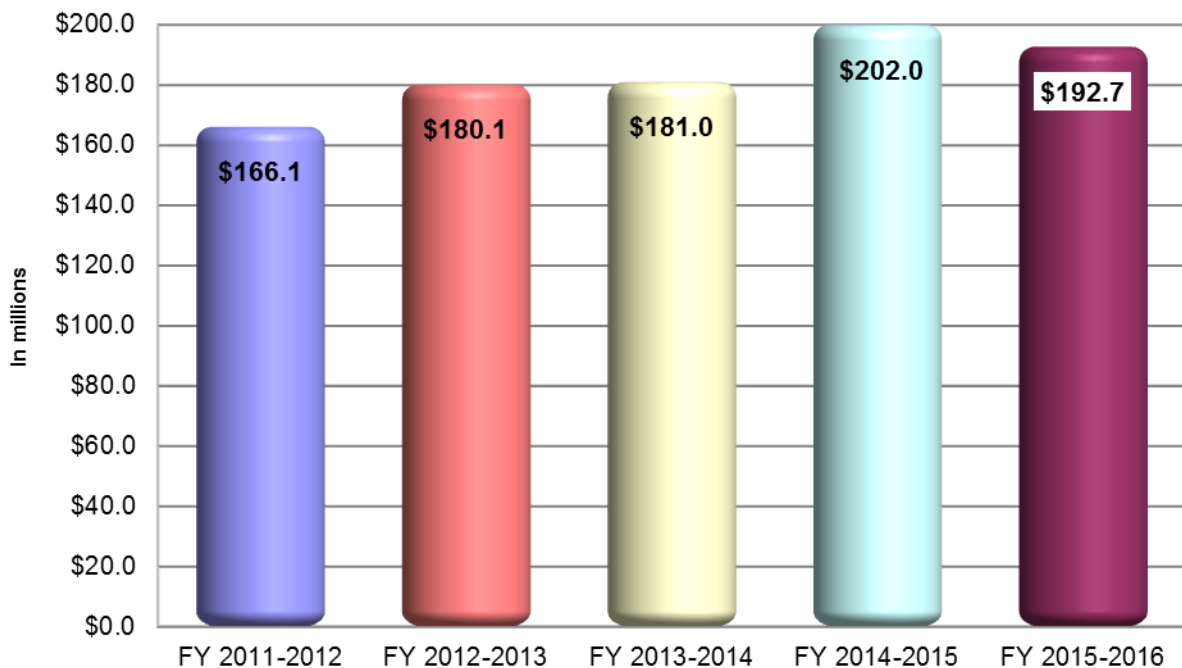
The General Services Agency base appropriations budget was increased by \$426 for the increased costs in commercial insurance for the 12<sup>th</sup> Street office building. This adjustment was accommodated through the Chief Executive Office – General Fund Contribution to Other Programs budget increase. Additional appropriations are recommended in Final Budget for Cost Accounting Management Software (CAMS) improvements, including the installation of mobile applications.



## Efficient Delivery of Public Services Recommended Appropriations Fiscal Year 2015-2016



### Five Year Comparison of Appropriations





# Efficient Delivery of Public Services

**Recommended  
2015-2016**

<b>PAGE</b>				<b>Recommended 2015-2016</b>
<b>ASSESSOR</b>				<b>\$5,736,858</b>
	<b>Fund</b>	<b>Org</b>		
495	0100	0012000	Assessor	\$5,736,858
<b>AUDITOR-CONTROLLER</b>				<b>\$4,364,545</b>
	<b>Fund</b>	<b>Org</b>		
501	0100	0013000	Auditor-Controller	\$4,364,545
<b>BOARD OF SUPERVISORS</b>				<b>\$1,054,038</b>
	<b>Fund</b>	<b>Org</b>		
506	0100	0014100	Board of Supervisors	\$1,054,038
<b>CHIEF EXECUTIVE OFFICE</b>				<b>\$9,604,465</b>
	<b>Fund</b>	<b>Org</b>		
512	0100	0015000	Operations and Services	\$7,829,910
517	0100	0015600	Risk Management Division	\$1,774,555
<b>CEO-COUNTY OPERATIONS</b>				<b>\$68,811,910</b>
	<b>Fund</b>	<b>Org</b>		
520	0100	0016041	Airport	\$190,000
522	0100	0016071	Appropriations for Contingencies	\$8,170,864
524	0100	0016021	Capital Improvement Financing Authority	\$140,633
526	0100	0016091	County Facilities	\$4,168,076
528	0100	0016046	Crows Landing Air Facility	\$222,794
530	0100	0016081	Debt Service	\$12,225,810
536	0100	0016001	Focus on Prevention	\$1,000,000
539	0100	0016401	General Fund Contribution to Other Programs	\$7,068,468
542	0100	0016051	General Fund Match--Vehicle License Fee	\$14,247,454
544	0100	0016061	Mandated County Match	\$18,025,276
546	0100	0016031	Plant Acquisition	\$3,352,535
<b>CEO-RISK MANAGEMENT SELF-INSURANCE FUNDS</b>				<b>\$68,781,875</b>
	<b>Fund</b>	<b>Org</b>		
548	5101	0018101	Dental Self-Insurance	\$4,163,000
550	5051	0018051	General Liability Self-Insurance	\$4,880,725
553	5091	0018091	Medical Self-Insurance	\$52,400,000
556	5093	0018093	Other Employee Benefits	\$497,700
558	5061	0018061	Professional Liability Self-Insurance	\$410,000
561	5071	0018071	Unemployment Self-Insurance	\$614,450
563	5111	0018111	Vision Care Self-Insurance	\$738,000
565	5081	0018081	Workers' Compensation Self-Insurance	\$5,078,000



# Efficient Delivery of Public Services

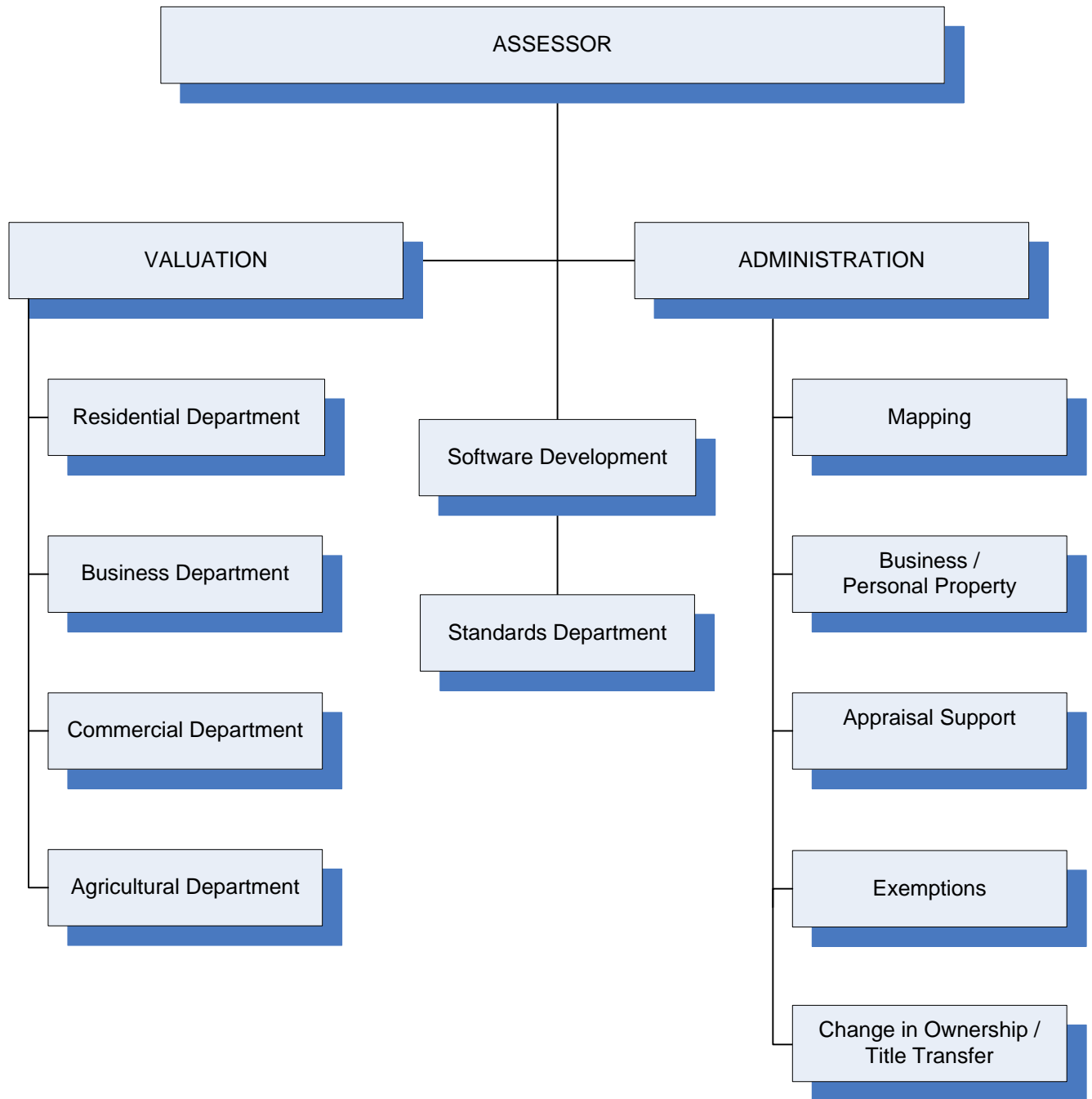
**Recommended  
2015-2016**

**PAGE**

<b>CLERK-RECORDER</b>				<b>\$7,617,242</b>
<b>Fund</b>	<b>Org</b>			
570	0100	0020001	Recorder Division	\$1,943,633
572	0100	0020299	Elections Division	\$3,943,898
575	1723	0020500	Modernization Trust Fund	\$1,679,711
577	1786	0020601	Vital and Health Statistics	\$50,000
<b>COUNTY COUNSEL</b>				<b>\$2,452,542</b>
<b>Fund</b>	<b>Org</b>			
581	0100	0022000	County Counsel	\$2,452,542
<b>GENERAL SERVICES AGENCY</b>				<b>\$14,455,564</b>
<b>Fund</b>	<b>Org</b>			
586	0100	0019010	Administration	\$634,661
588	5001	0018210	Central Services Division	\$1,290,350
590	5170	0018700	Facilities Maintenance Division	\$5,453,561
594	5021	0018500	Fleet Services Division	\$2,759,182
598	171A	0016200	12th Street Office Building	\$46,152
600	5170	0018720	Utilities	\$4,271,658
<b>STRATEGIC BUSINESS TECHNOLOGY</b>				<b>\$6,374,772</b>
<b>Fund</b>	<b>Org</b>			
605	5031	0048100	Strategic Business Technology	\$5,262,658
609	5011	0048200	Strategic Business Technology-Telecommunications	\$1,112,114
<b>TREASURER-TAX COLLECTOR</b>				<b>\$3,457,507</b>
<b>Fund</b>	<b>Org</b>			
614	0100	0030001	Treasurer-Admin/Taxes	\$1,830,019
616	0100	0030002	Revenue Recovery	\$1,036,573
619	0100	0030004	Treasury Division	\$590,915
<b>TOTAL</b>				<b>\$192,711,318</b>

STANISLAUS COUNTY  
ASSESSOR

---



Revised April 2015





**ASSESSOR**  
**Don Gaekle**

<b>BUDGET AT A GLANCE</b>	
Gross Costs	\$5,736,858
Total Revenue	\$882,500
Fund Balance/Retained Earnings	\$0
<b>Net County Cost</b>	<b>\$4,854,358</b>
Total Recommended Staffing	55
% Funded by Local Discretionary Funds	84.6%

**MISSION STATEMENT**

The mission of the Stanislaus County Assessor's office is to produce a fair, accurate and timely assessment roll while providing excellent customer service.

**ACCOMPLISHMENTS AND OBJECTIVES**

The Accomplishments of 2014-2015 and Objectives for the 2015-2016 Fiscal Year for the Assessor include:

FISCAL YEAR 2014-2015 ACCOMPLISHMENTS	FISCAL YEAR 2015-2016 OBJECTIVES
<ul style="list-style-type: none"> <li>◆ Completed a timely assessment roll as mandated by the California Constitution.</li> <li>◆ Improved our process to manage and track business statements as part of an ongoing goal of paperless documentation.</li> <li>◆ Developed and implemented a system to value and track leases on government land which will allow fair, accurate and timely assessments for these accounts.</li> </ul>	<ul style="list-style-type: none"> <li>◆ Complete a timely assessment roll as required by the California Constitution.</li> <li>◆ Resume the scanning project to increase efficiencies and accessibility by converting paper-based records to electronic format and ensure against document loss in a disaster.</li> <li>◆ Restructure the office to remove redundancy and improve efficient delivery of public services.</li> <li>◆ To improve public service and work towards our long-range goal of transferring deeds and entering new owner information into the property tax system no more than six weeks following the recording date, we will strive to close the gap between recording date and processing date by 25%.</li> </ul>





**ASSESSOR**

Budget Unit 0100 0012000  
General Fund

**SERVICES PROVIDED**

The Assessor is primarily responsible for preparing an annual assessment roll upon which property tax revenues are generated. The County, Public Schools, Cities, Redevelopment Agencies, and Special Districts all rely on this revenue for funding operations.

The assessment roll includes all tangible property in Stanislaus County unless exempted or excluded from assessment by specific laws. Tangible property includes land, land improvements, growing improvements (this refers to trees and vines), buildings, structures, aircraft, boats, and business property with some exceptions.

All property, excluding supplies, movable equipment, boats, and aircraft, are assessed based upon their market value when purchased or newly constructed. The Assessor determines the market value for the ownership changes and new construction. The supplies, movable equipment, boats, and aircraft are assessed based upon their annual market value on January 1 of each year.

The Assessor also maintains property parcel maps. These maps are available to the public in the Assessor's Office or at the County's web site (<http://www.stancounty.com/assessor/map-books.shtml>). The property tax assessment roll, property ownership information, and some property characteristics are also available to the public at the Assessor's Office.

<b>Assessor</b>					
<b>Classification</b>	<b>2013-2014 Actual</b>	<b>2014-2015 Actual</b>	<b>2015-2016 Adopted Proposed</b>	<b>2015-2016 Recommended Adjustments</b>	<b>2015-2016 Recommended Final Budget</b>
Taxes	\$0	\$0	\$0	\$0	\$0
Licenses, Permits, Franchises	\$0	\$0	\$0	\$0	\$0
Fines, Forfeitures, Penalties	\$49,355	\$29,281	\$12,000	\$0	\$12,000
Revenue from use of Assets	\$0	\$0	\$0	\$0	\$0
Intergovernmental Revenue	\$0	\$0	\$0	\$0	\$0
Charges for Service	\$874,439	\$888,928	\$860,000	\$0	\$860,000
Miscellaneous Revenue	\$14,539	\$14,732	\$10,500	\$0	\$10,500
Other Financing Sources	\$0	\$0	\$0	\$0	\$0
<b>Total Revenue</b>	<b>\$938,333</b>	<b>\$932,941</b>	<b>\$882,500</b>	<b>\$0</b>	<b>\$882,500</b>
Salaries and Benefits	\$4,570,718	\$4,688,129	\$4,945,335	\$0	\$4,945,335
Services and Supplies	\$421,950	\$440,776	\$444,314	\$0	\$444,314
Other Charges	\$261,434	\$315,874	\$345,984	\$0	\$345,984
Fixed Assets	\$0	\$0	\$0	\$0	\$0
Other Financing Uses	\$144,559	\$0	\$0	\$0	\$0
Equity	\$0	\$0	\$0	\$0	\$0
Intrafund	\$419	\$75	\$1,225	\$0	\$1,225
Contingencies	\$0	\$0	\$0	\$0	\$0
<b>Gross Costs</b>	<b>\$5,399,080</b>	<b>\$5,444,854</b>	<b>\$5,736,858</b>	<b>\$0</b>	<b>\$5,736,858</b>
<b>Fund Balance</b>	<b>\$0</b>	<b>\$0</b>	<b>\$0</b>	<b>\$0</b>	<b>\$0</b>
<b>Net County Cost</b>	<b>\$4,460,747</b>	<b>\$4,511,913</b>	<b>\$4,854,358</b>	<b>\$0</b>	<b>\$4,854,358</b>

\*Net county cost carryover savings included in the 2015-2016 Recommended Final Budget is \$0.

## PROGRAM DISCUSSION

At the proposed level of funding, the Department will be able to maintain existing service levels to the public and internal customers. However, timeliness and excellence in customer service goals have been progressively impacted by prior staff reductions. Current staffing levels have proven to be insufficient in supporting the Assessor's stated mission: ".....to produce a fair, accurate and timely assessment roll while providing excellent customer service."

In 1978, Stanislaus County had less than 90,000 real estate parcels and the Assessor's staffing level included 83 full-time positions and six part-time positions. In 2014, the County had grown to roughly 167,000 parcels and the Assessor's staffing had been reduced to the budgeted level of 54 full-time positions and one part-time extra help position, down from 65 positions in the Fiscal Year 2007- 2008 budget. Much of this staff reduction has been mitigated by the wide application of new technologies, especially in the computer assisted valuation of residential properties. Although the Assessor's office continues to improve efficiencies through technology, many of the Assessor's essential and mandated duties, such as deed processing to determine ownership changes and complex appraisal valuations, require human judgment, which cannot be automated.

The processing of recorded documents to determine changes of ownership is an area of critical concern. Assessment technicians must review recorded documents to determine the transaction type and what additional action is required. Laws are complex and ever changing and the actions required of the Assessor can vary greatly depending on whether ownership vests with individuals or with legal entities. Documents must be reviewed individually, with some taking significant time to determine whether ownership has changed, and if so, if a reappraisal is required or an exemption applies.

In order to provide the most efficient service to taxpayers and in-house customers, it is critical that the Assessor is processing the bulk of recorded transfer deeds and entering new owner information into the property tax system no more than six weeks after the recording date, ideally within two weeks to one month of the recording date. This is critical not only for internal efficiencies, such as the maintenance of correct owner information on tax bills, but also for taxpayers, title companies and others who rely on the Assessor's information.

When a Supervising Account/Admin Clerk I retired in June of 2008, the position was left vacant along with an unfilled Account Clerk II position due to budget constraints at the time. As a result, two existing divisions were combined under one Supervising Admin Clerk I, largely based on the personal strengths of that supervisor. The vacant positions were eventually removed from the Department allocation count in the Fiscal Year 2013-2014 Final Budget. Over the past two years, the processing of deeds has progressively lagged behind department targets. The Supervising Admin Clerk II position in this area is currently vacant due to leave and the Department is now operating at approximately four months behind the recording date. This delay impacts the entire property tax system, delaying delivery of secured tax bills to new owners, causing increased incidents of delinquent tax bills, and delayed issuance of supplemental tax bills and refunds. The Assessor is requesting increased staffing to address these issues, as noted below.

The Assessor also wishes to partner with the Public Works Geographic Information System (GIS) division to realize interdepartmental efficiencies and improved customer service. The Assessor has a responsibility under the law to maintain Assessor Parcel Maps of every assessment parcel in Stanislaus County. Parcel maps have been drawn using AutoCAD software for many years and maintained online as well as in-office. Historically, the Assessor has forwarded electronic map files to the Public Works GIS division under the understanding that they were being converted to ArcGIS files. However, it has actually been necessary for the maps to be redrawn in the ArcGIS program by an Applications Specialist II at Public Works because no effective conversion currently exists.

In order to affect process improvements, the Assessor would like to begin conversion of mapping functions so that maps are prepared in the ArcGIS format and redundant work between departments can be eliminated. This process will require training and take time to fully implement, but the Department has determined this to be the most efficient long-term solution and is consistent with the practices of neighboring counties and counties across the state. To implement this conversion process, the Department is requesting the addition of an Application Specialist II to begin training in ArcGIS programming and drawing, as noted below. This request is part of the broader goal of creating efficiencies in Assessor mapping and GIS functions and in creating a more robust GIS tool by partnering with the Public Works GIS team in maintenance of the GIS base map layer.

In order for the Department to perform mandated duties at their desired level of efficiency outlined above, the 2015-2016 Proposed Budget includes \$485,050 in Unfunded Requests. This request, identified in the Staffing Impacts below, includes the addition of four new positions to the Department allocation, with associated costs totaling \$307,261. The termination cashout connected with the retirement of an employee in September 2015 is estimated to cost \$18,311. An additional \$159,478 is requested to mitigate concerns regarding the 5% vacancy rate that was applied to the Department's Zero Base Budget.

## **STAFFING IMPACTS**

### **Adopted Proposed Budget**

The Department is requesting to add or restore four positions to their position allocation:

- ◆ Restore one unfunded Confidential Assistant III position and reclassify upward to a block-budgeted Supervising Account/Administrative Clerk II to provide the necessary supervision and assist with the expedition of the work flow with property tax processing.
- ◆ Restore two unfunded Account Clerk III positions to process property ownership information in a timely manner.
- ◆ Add one new Application Specialist III position in efforts to implement improvements with the current mapping process in conjunction with the Public Works Department.

Total current authorized positions— 54

### **Final Budget**

There are no requested changes to the current level of staffing.

Total current authorized positions— 55

## **UNFUNDED REQUESTS**

The Department's budget request includes critical needs for which funding has not been identified:

- ◆ The addition of two Account Clerk III positions and one Application Specialist III, totaling approximately \$228,539, are not recommended at this time.
- ◆ The \$18,311 estimated termination cashout connected with an employee retiring in September can be reviewed at Midyear once the exact amount required has been determined.
- ◆ Departments with implemented 5% vacancy rates will have the ability to revisit needs for Salaries and Benefits at Midyear, including the Assessor's withheld vacancy cost of \$159,478.

## **BUDGET RECOMMENDATIONS**

### **Adopted Proposed Budget**

It is recommended that a budget of \$5,736,858 be approved for Assessor. This budget is funded from \$882,500 in estimated department revenue and a \$4,854,358 contribution from the General Fund. This includes funding from the General Fund in the amount of \$78,722 for the recommended staffing adjustments noted below.

It is also recommended to restore one unfunded Confidential Assistant III position and reclassify upward to a block-budgeted Supervising Account/Administrative Clerk II position. It is further recommended to reclassify upward one vacant funded Administrative Clerk I position to a block-budgeted Account Clerk III. This addition to clerical staffing is provided to assist the Department's efforts to close the timing delay between the recording and processing of documents. The Department's other staffing requests are not recommended at this time.

Total recommended authorized positions— 55

### **Final Budget**

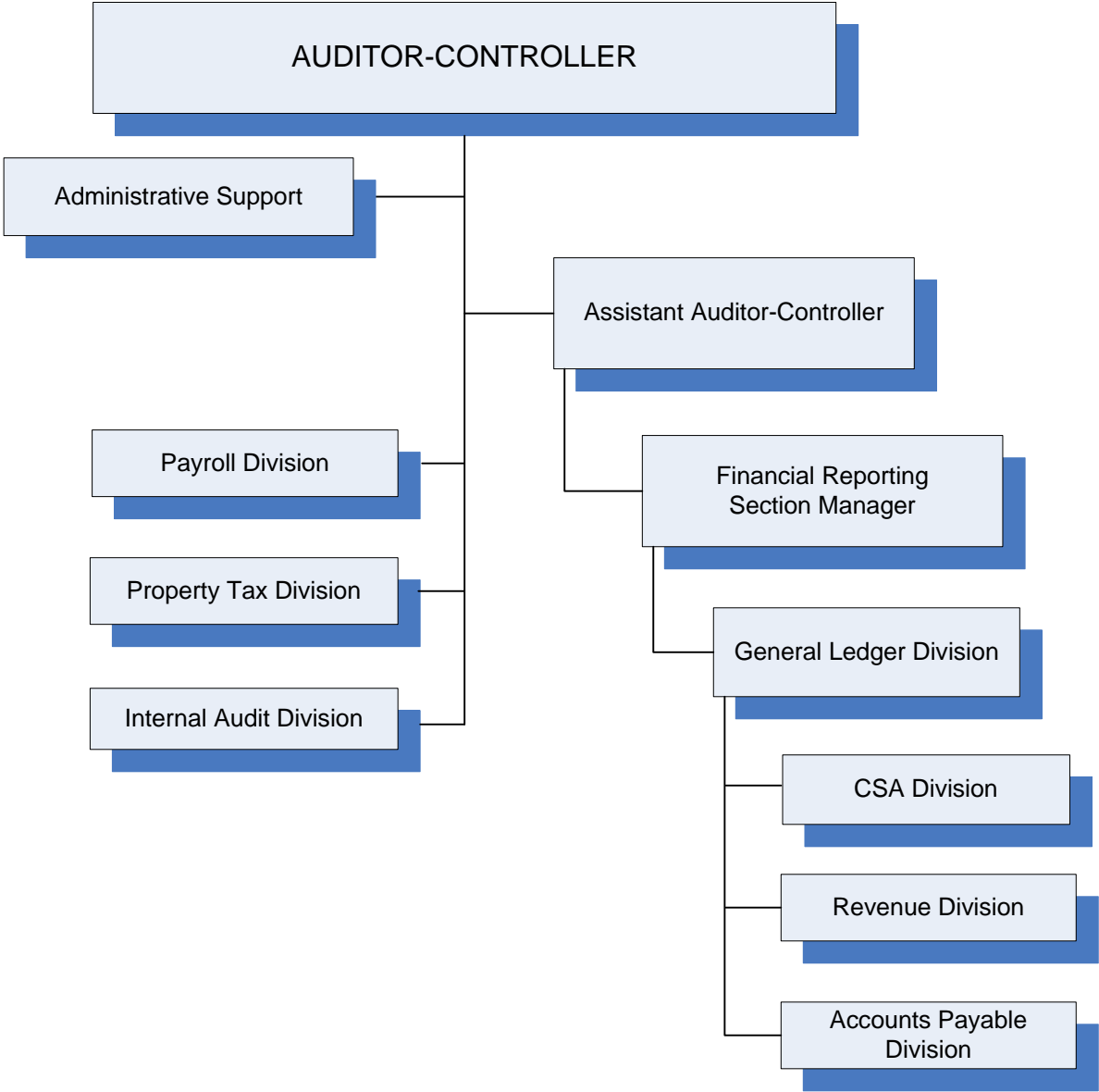
There are no recommended changes in funding to this budget.

There are no recommended changes to the current level of staffing.

Total recommended authorized positions—55

**STANISLAUS COUNTY  
AUDITOR-CONTROLLER**

---





**AUDITOR-CONTROLLER**  
**Lauren Klein, CPA**

<b>BUDGET AT A GLANCE</b>	
Gross Costs	\$4,364,545
Total Revenue	\$3,049,768
Fund Balance/Retained Earnings	<u>\$0</u>
<b>Net County Cost</b>	<b>\$1,314,777</b>
Total Recommended Staffing	38
% Funded by Local Discretionary Funds	30.1%

**MISSION STATEMENT**

Safeguard the County's resources and ensure its financial integrity through responsible fiscal monitoring and reporting.

**ACCOMPLISHMENTS AND OBJECTIVES**

The Accomplishments of 2014-2015 and Objectives for the 2015-2016 Fiscal Year for the Auditor-Controller include:

<b>FISCAL YEAR 2014-2015 ACCOMPLISHMENTS</b>	<b>FISCAL YEAR 2015-2016 OBJECTIVES</b>
<ul style="list-style-type: none"> <li>◆ Successfully completed the PeopleSoft Tools Upgrade.</li> <li>◆ Continued electronic time entry training with County departments.</li> <li>◆ Streamlined the annual Form 1099 process, resulting in the early completion of the process and ensuring all data is collected.</li> <li>◆ Successfully implemented Governmental Accounting Standards Board (GASB) Pronouncement 65.</li> <li>◆ Trained Independent Special Districts to complete the annual State Controller's Office reporting requirements.</li> </ul>	<ul style="list-style-type: none"> <li>◆ Begin the process of upgrading Oracle Financial Management System to the next application version.</li> <li>◆ Begin the process of upgrading Oracle PeopleSoft application to the next application version.</li> <li>◆ Begin the implementation process of converting to the Oracle PeopleSoft Absence Management module.</li> <li>◆ Implement GASB Pronouncement 68.</li> <li>◆ Convert the Annual Financial Report (AFR) to a Comprehensive Annual Financial Report (CAFR).</li> </ul>



**AUDITOR-CONTROLLER**

Budget Unit 0100 0013000  
General Fund

**SERVICES PROVIDED**

The Auditor-Controller's Office is the chief financial department for the County with core services that include the following:

- ◆ Prepare the County's Annual Comprehensive Financial Report, County Cost Plan, State Controller's Financial Report and budget schedules;
- ◆ Review monthly financial entries for propriety and close the financial records each month, including Cost Plan allocations;
- ◆ Conduct audits for compliance with County policies and State mandates;
- ◆ Review and disburse all check and electronic payments for County vendors and service providers;
- ◆ Administer the County purchasing card transactions;
- ◆ Record all school district, special district, and County fund revenue and expenditures;
- ◆ Administer payments and reporting for the County's outstanding debt, revenue sharing agreements, Public Facility Fees, Capital Projects, and Court Collection Reporting;
- ◆ Process biweekly paychecks and deductions consistent with memorandums of understanding (MOU), State, and Federal laws;
- ◆ Provide technical & security support for Payroll, Time & Labor, Benefits Administration, Personnel, and the Training & Tracking modules;
- ◆ Apportion taxes, set tax rates, enroll direct assessments, establish bond rates, and administer the Teeter Plan and property tax agreements;
- ◆ Continue implementation and maintenance of The Dissolution Act (dissolution of California Redevelopment Agencies); and
- ◆ Prepare monthly assistance claim, disburse grants to Community Services Agency (CSA) clients and disburse vendor payments.

<b>Auditor-Controller</b>					
<b>Classification</b>	<b>2013-2014 Actual</b>	<b>2014-2015 Actual</b>	<b>2015-2016 Adopted Proposed</b>	<b>2015-2016 Recommended Adjustments</b>	<b>2015-2016 Recommended Final Budget</b>
Taxes	\$238	\$0	\$100,000	(\$100,000)	\$0
Licenses, Permits, Franchises	\$0	\$0	\$0	\$0	\$0
Fines, Forfeitures, Penalties	\$0	\$0	\$0	\$0	\$0
Revenue from use of Assets	\$117,863	\$125,404	\$131,160	\$0	\$131,160
Intergovernmental Revenue	\$0	\$54,872	\$0	\$0	\$0
Charges for Service	\$2,276,294	\$2,467,837	\$2,773,888	\$34,220	\$2,808,108
Miscellaneous Revenue	\$106,611	\$111,637	\$110,500	\$0	\$110,500
Other Financing Sources	\$0	\$0	\$0	\$0	\$0
<b>Total Revenue</b>	<b>\$2,501,006</b>	<b>\$2,759,750</b>	<b>\$3,115,548</b>	<b>(\$65,780)</b>	<b>\$3,049,768</b>
Salaries and Benefits	\$3,259,834	\$3,570,908	\$3,823,804	\$154,885	\$3,978,689
Services and Supplies	\$84,440	\$138,666	\$136,130	(\$7,000)	\$129,130
Other Charges	\$216,029	\$235,099	\$256,526	\$0	\$256,526
Fixed Assets					
Equipment	\$0	\$39,132	\$0	\$0	\$0
Other Financing Uses	\$103,147	\$0	\$0	\$0	\$0
Equity	\$0	\$0	\$0	\$0	\$0
Intrafund	\$120	\$120	\$200	\$0	\$200
Contingencies	\$0	\$0	\$0	\$0	\$0
<b>Gross Costs</b>	<b>\$3,663,570</b>	<b>\$3,983,925</b>	<b>\$4,216,660</b>	<b>\$147,885</b>	<b>\$4,364,545</b>
<b>Fund Balance</b>	<b>\$0</b>	<b>\$0</b>	<b>\$0</b>	<b>\$0</b>	<b>\$0</b>
<b>Net County Cost</b>	<b>\$1,162,564</b>	<b>\$1,224,175</b>	<b>\$1,101,112</b>	<b>\$213,665</b>	<b>\$1,314,777</b>

\*Net county cost carryover savings included in the 2015-2016 Recommended Final Budget is \$213,665.

## PROGRAM DISCUSSION

At the proposed level of funding, the Department can maintain responsibility for countywide financial reporting. These responsibilities include the overall accounting function; recording deposit information, vendor and welfare payments, processing payroll and recording financial data into the financial system. Annual audited financial statements and the annual State Controller Reports are also issued. The Auditor-Controller's Office is also responsible for working with the independent Special Districts located in Stanislaus County to ensure the Districts comply with financial audit requirements mandated by California Government Code. Additionally, department responsibility includes the calculation of property tax amounts paid by taxpayers and the property tax apportionment to local government agencies that includes the County, cities, school districts, and special districts. During Fiscal Year 2014-2015 the Internal Audit division was reinstated. The primary goal of the audit work performed by the Internal Audit division is to protect public assets.

The Department focus is to continue the evaluation of processes and procedures to ensure accuracy and efficiencies. The Department will continue its efforts of using existing applications to provide increased services and efficiencies to clients. Additional emphasis has been placed on restructuring the Department in the last several years to promote a path for succession, in addition to work duty back-up coverage. Department leadership promotes an attitude of continuous improvement.

Departments that achieved savings in appropriations from prior periods are able to carry forward 100% of their net county cost savings from prior periods and 75% of their 2014-2015 net county cost savings, if savings should occur. Auditor-Controller estimated net county cost carryover savings balance as of July 1, 2015 is \$179,837. It is anticipated that \$50,000 of this amount will be used to cover the loss of Property Tax Administration Fee (PTAF) previously earned in prior years. The loss of revenue is due to a State Supreme Court decision related to a dispute with California Cities over a portion of the annual PTAF revenue. Additionally, \$129,837 will be used to fund the General Fund portion related to three full-time and one part-time salaries assigned to the Internal Audit Division.



## **STAFFING IMPACTS**

### **Adopted Proposed Budget**

The Department is requesting a classification study be performed of the Confidential Assistant III classification assigned to the payroll division. There are four full-time Confidential Assistant III positions assigned to the payroll division.

Total current authorized positions— 38

### **Final Budget**

The Department is requesting a classification study be conducted on six Accountant positions that are assigned to the Internal Audit and Property Tax Divisions due to the specialized nature of work performed in these Divisions.

Total current authorized positions— 38

## **BUDGET RECOMMENDATIONS**

### **Adopted Proposed Budget**

It is recommended that a budget of \$4,216,660 be approved for Auditor-Controller. This budget is funded from \$3,115,548 in estimated department revenue and a \$1,101,112 contribution from the General Fund. The Department anticipates the need for approximately \$179,837 of prior year General Fund net county cost savings to fully fund the projected 2015-2016 budget. The total General Fund net county cost savings will be included in the Final Budget.

It is recommended a classification study be conducted for the four Confidential Assistant III positions.

Total recommended authorized positions— 38

### **Final Budget**

Departments that achieved savings in appropriations are able to carry forward 100% of their unused net county cost savings from prior fiscal years and 75% of their 2014-2015 net county cost savings. The Auditor-Controller is requesting an increase in appropriations of \$213,665 to reflect the carry forward of net county cost savings earned in prior fiscal years. The Department is planning to use these savings in their entirety to balance its 2015-2016 budget.

The department requests for Final Budget are recommended in full. It is recommended that a budget of \$4,364,545 be approved for Auditor-Controller. This budget is funded from \$3,049,768 in estimated department revenue and a \$1,314,777 contribution from the General Fund.

It is recommended a classification study be conducted for the six Accountant positions.

Total recommended authorized positions— 38



**FISCAL GENERAL SERVICES**  
**Legislative/Administrative**

**BOARD OF SUPERVISORS**  
**Terry Withrow, Chairman**  
**William O'Brien**  
**Vito Chiesa**  
**Dick Monteith**  
**Jim De Martini**

<b>BUDGET AT A GLANCE</b>	
Gross Costs	\$1,054,038
Total Revenue	\$58,919
Fund Balance/Retained Earnings	\$0
<b>Net County Cost</b>	<b>\$995,119</b>
Total Recommended Staffing	9
% Funded by Local Discretionary Funds	94.4%

**MISSION STATEMENT**

Stanislaus County serves the public interest by promoting public health, safety, welfare and the local economy in an efficient, cost effective manner.

**ACCOMPLISHMENTS AND OBJECTIVES**

The Board of Supervisors will continue to guide the County and set the expectation levels for departments. The Accomplishments of 2014-2015 and Objectives for the 2015-2016 Fiscal Year for the Board of Supervisors include:

<b>FISCAL YEAR 2014-2015 ACCOMPLISHMENTS</b>	<b>FISCAL YEAR 2015-2016 OBJECTIVES</b>
<ul style="list-style-type: none"> <li>◆ On October 28, 2014 the Board of Supervisors approved the Focus on Prevention. Completed activities include: community outreach meetings with individuals and groups throughout the County to ensure participation across all sectors, neighborhoods and cities; establishment of an Advisory Group to align with existing cross-sector initiatives to address root causes; implementation of the Homeless Convening Work Group; invitation to a Homelessness Action Council to support the convening and follow up programs/services to prevent homelessness; charter of a Stewardship Council representing two sector Leaders from each of the nine mountains who will inspire the goal of Prevention in the community and establish success measures for community transformation; kick-off of PreventionFocus.net the new website to support Focus on Prevention; facilitation and systems support provided through the County Chief Executive Office and a contract with Center for Collective Wisdom.</li> <li>◆ Revised the Stanislaus County Groundwater</li> </ul>	<ul style="list-style-type: none"> <li>◆ The first Community Convening of the Focus on Prevention Initiative is scheduled for October 1, 2015 at the Modesto Centre Plaza. This convening is focused on preventing homelessness in Stanislaus County. The Homeless Action Council will continue to meet and the Action Council for Strengthening Families will be established in 2015-2016.</li> <li>◆ Continue to monitor and aggressively lobby for Stanislaus County Irrigation Districts and residents regarding Federal and State agencies that are engaged in attempting to influence the amount of unimpeded flows on rivers in the Central Valley. The County is opposed to any law or regulation that inappropriately increases unimpaired flows or that does not appropriately address non-flow alternatives.</li> <li>◆ Complete the feasibility study for the South County Corridor Project.</li> <li>◆ Establish the formation of a new Joint Powers Agreement (JPA), complete environmental documentation, and begin the design and right of way for the SR132</li> </ul>

FISCAL YEAR 2014-2015 ACCOMPLISHMENTS	FISCAL YEAR 2015-2016 OBJECTIVES
<p>Ordinance to include sustainability requirements for groundwater well construction in unincorporated areas where Groundwater Management Plans are not yet in place.</p> <ul style="list-style-type: none"> <li>◆ Continued to support the Water Advisory Committee (WAC) process as collaborative/inclusive outreach to community sectors.</li> <li>◆ Developed a Domestic Well Recovery Loan program for disadvantaged community home owners to assist with new well construction financing.</li> <li>◆ Public Safety Restoration (PSR) is a top priority of the Board of Supervisors as identified in a phased plan, beginning at Mid-Year 2014-2015, to fund critical public safety services in four departments, the District Attorney, Public Defender, Probation and Sheriff. PSR is planned in phases; Phase I includes Fiscal Year 2014-2015 and Fiscal Year 2015-2016. Funding for this period is up to \$4 million and will support 39 positions across the four public safety departments.</li> </ul>	<p>project.</p> <ul style="list-style-type: none"> <li>◆ The Claribel Road improvements are anticipated to be complete in August 2015 and the Kiernan (SR219) improvements are anticipated to be complete in April 2016.</li> <li>◆ Working as part of the StanCOG Policy Board – Board members will continue to advocate and educate agencies, organizations and the citizenry on the importance of a one-half cent sales tax ballot measure to support local road maintenance and improvements, regional goods movement projects, and alternative modes of transportation for Stanislaus County residents.</li> <li>◆ PSR Phase I continues with quarterly reports to the Board of Supervisors to provide updates on the status of restoration; the County's Long Range Financial Model will support decision-making on sustainable recommendations for PSR in future budget submissions.</li> </ul>

**STANISLAUS COUNTY, CALIFORNIA**  
**Fiscal Year 2015-2016**



**FISCAL GENERAL SERVICES**  
**Legislative/Administrative**

**BOARD OF SUPERVISORS**

Budget Unit 0100 0014100  
 General Fund

**SERVICES PROVIDED**

The Board of Supervisors provides a variety of governing, administrative and legislative functions and determines the overall policy direction for Stanislaus County government. The County is divided into five supervisorial districts and each supervisor is elected within the district. Regular public Board meetings are held most Tuesdays at 9:00 a.m., except the third Tuesday of the month when the meetings are held at 6:30 p.m. The Board of Supervisors has both legislative and administrative duties and responsibilities that include adopting ordinances on a wide range of subjects, adopting resolutions for the purpose of setting policy and providing for its administration, adopting an annual budget, and holding public hearings on a variety of matters such as zoning in the unincorporated area of the County. The administrative functions include the fiscal responsibilities for effective management of County government. The Board is assisted in its administrative responsibilities by the Chief Executive Officer who is delegated broad budgetary responsibility, including recommending an annual budget to the Board, control of budget expenditures, and overseeing the general day-to-day business functions of the County.

<b>Board of Supervisors</b>					
<b>Classification</b>	<b>2013-2014 Actual</b>	<b>2014-2015 Actual</b>	<b>2015-2016 Adopted Proposed</b>	<b>2015-2016 Recommended Adjustments</b>	<b>2015-2016 Recommended Final Budget</b>
Taxes	\$0	\$0	\$0	\$0	\$0
Licenses, Permits, Franchises	\$0	\$0	\$0	\$0	\$0
Fines, Forfeitures, Penalties	\$0	\$0	\$0	\$0	\$0
Revenue from use of Assets	\$0	\$0	\$0	\$0	\$0
Intergovernmental Revenue	\$0	\$0	\$0	\$0	\$0
Charges for Service	\$79,730	\$58,455	\$58,919	\$0	\$58,919
Miscellaneous Revenue	\$0	\$181	\$0	\$0	\$0
Other Financing Sources	\$0	\$0	\$0	\$0	\$0
<b>Total Revenue</b>	<b>\$79,730</b>	<b>\$58,636</b>	<b>\$58,919</b>	<b>\$0</b>	<b>\$58,919</b>
Salaries and Benefits	\$700,117	\$769,847	\$742,892	\$144,580	\$887,472
Services and Supplies	\$115,664	\$91,911	\$101,324	\$0	\$101,324
Other Charges	\$53,924	\$56,950	\$65,242	\$0	\$65,242
Fixed Assets	\$0	\$0	\$0	\$0	\$0
Other Financing Uses	\$16,596	\$0	\$0	\$0	\$0
Equity	\$0	\$0	\$0	\$0	\$0
Intrafund	\$0	\$0	\$0	\$0	\$0
Contingencies	\$0	\$0	\$0	\$0	\$0
<b>Gross Costs</b>	<b>\$886,301</b>	<b>\$918,708</b>	<b>\$909,458</b>	<b>\$144,580</b>	<b>\$1,054,038</b>
Fund Balance	\$0	\$0	\$0	\$0	\$0
<b>Net County Cost</b>	<b>\$806,571</b>	<b>\$860,072</b>	<b>\$850,539</b>	<b>\$144,580</b>	<b>\$995,119</b>

\*Net county cost carryover savings included in the 2015-2016 Recommended Final Budget is \$144,580.

## **PROGRAM DISCUSSION**

At the proposed level of funding, the Board will be able to maintain a variety of administrative and legislative services affecting County residents. The Board is responsible for setting County policy and approving the annual County budget which funds all Departments. It provides direction as members of several local and statewide policies boards including the California State Association of Counties (CSAC), Local Agency Formation Commission (LAFCO), the Stanislaus Council of Governments (StanCOG), the San Joaquin Valley Unified Air Pollution Control District (Air Board), Agricultural Advisory Board, Stanislaus County Employee Retirement Board (StanCERA), and many others. Each Board member assists with matters for the constituents who reside within their Supervisorial District with aid of their Field Representative. There are three full time staff members who provide office and administrative functions to support the Board Division.

In Fiscal Year 2013-2014, all County employees received a 1% salary restoration except Board members. In Fiscal Year 2014-2015, additional salary restorations were approved. In Fiscal Year 2015-2016, the elimination of the remaining salary deduction will result in a 3% salary restoration for the Board members and a 2% for the staff. The increased cost of the salary restoration, along with a healthcare cost increase, is anticipated to require use of \$74,169 of the Board's net county cost savings earned in prior years. It is anticipated that all remaining savings will be used in Budget Year 2016-2017.

The Board of Supervisors' budget funds the Special Audit which provides for the auditing services for fiscal year ending June 30, 2014. This work is performed in compliance with all Federal, State, and local laws, ordinances and codes and in a manner set forth by industry guidelines and standards. The Audit cost will increase in Fiscal Year 2015-2016, by \$2,400 over last fiscal year for a total cost of \$85,700. Estimated departmental revenue of \$58,919 will partially offset the cost of the audit.

The Board of Supervisors anticipates carrying forward approximately \$131,500 in net county cost savings earned in prior years, and will use approximately \$74,200 to balance this Proposed Budget. It is estimated that approximately \$57,300 would remain for use in Budget Year 2016-2017.

## **STAFFING IMPACTS**

### **Adopted Proposed Budget**

There were no requested changes to the current level of staffing.

Total current authorized positions— 9

### **Final Budget**

There are no requested changes to the current level of staffing.

Total current authorized positions— 9

## **BUDGET RECOMMENDATIONS**

### **Adopted Proposed Budget**

It is recommended that a budget of \$909,458 be approved for the Board of Supervisors. This budget is funded from \$58,919 in estimated departmental revenue and \$850,539 in contribution from the General Fund. The Department anticipates the need of approximately \$74,200 of prior year General Fund net county cost savings to fully fund the projected 2015-2016 budget. The total General Fund net county cost savings will be included in the Final Budget.

There are no recommended changes to the current level of staffing.

Total recommended authorized positions— 9

## **Final Budget**

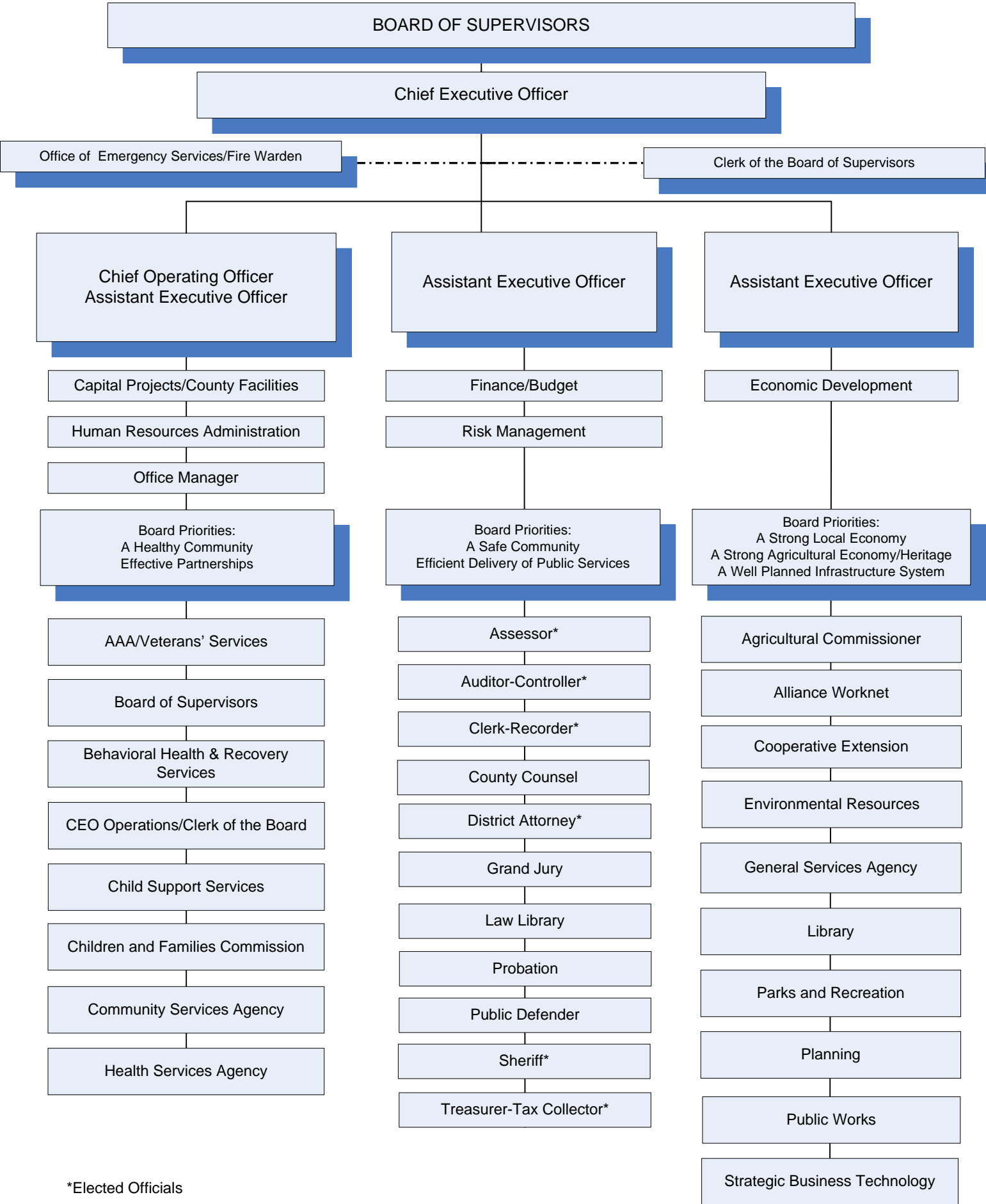
Departments that achieved savings in appropriations are able to carry forward 100% of their unused net county cost savings from prior fiscal years and 75% of their 2014-2015 net county cost savings. The Board of Supervisors is requesting an increase in appropriations of \$144,580 to reflect the carry forward of net county cost savings earned in prior fiscal years. The Department is planning to use approximately \$74,169 to balance its 2015-2016 budget.

The department requests for Final Budget are recommended in full. It is recommended that a budget of \$1,054,038 be approved for the Board of Supervisors. This budget is funded from \$58,919 in estimated departmental revenue and \$995,119 in contribution from the General Fund.

There are no recommended changes to the current level of staffing.

Total recommended authorized positions—9

**STANISLAUS COUNTY  
CHIEF EXECUTIVE OFFICE**



\*Elected Officials



**FISCAL GENERAL SERVICES**  
**Legislative/Administrative**

**CHIEF EXECUTIVE OFFICE**  
**Stan Risen, Chief Executive Officer**

<b>BUDGET AT A GLANCE</b>	
Gross Costs	\$9,604,465
Total Revenue	\$3,728,940
Fund Balance/Retained Earnings	\$0
<b>Net County Cost</b>	<b>\$5,875,525</b>
Total Recommended Staffing	56
% Funded by Local Discretionary Funds	61.2%

**MISSION STATEMENT**

The mission of the Chief Executive Office is to lead, to guide, to implement the County vision “to be the best.”

**ACCOMPLISHMENTS AND OBJECTIVES**

During the upcoming year, the Chief Executive Office will continue to focus on providing overall leadership and effective management of County government. The Office oversees the management of County resources; provides for the long-range financial, facilities and organizational planning; facilitates the development and implementation of the Board’s goals and outcomes; and ensures the most effective use of County personnel, money, facilities and equipment. The Accomplishments of 2014-2015 and Objectives for the 2015-2016 Fiscal Year for the Chief Executive Office–Operations and Services include:

<b>FISCAL YEAR 2014-2015 ACCOMPLISHMENTS</b>	<b>FISCAL YEAR 2015-2016 OBJECTIVES</b>
<ul style="list-style-type: none"> <li>◆ For the twelfth consecutive year the County’s Budget Document received the Government Finance Officers Association “Distinguished Budget Presentation Award.”</li> <li>◆ Implemented the County Focus on Prevention with initial priority area of preventing homelessness.</li> <li>◆ Successfully negotiated new labor agreements with all 12 County labor Associations.</li> <li>◆ Successfully negotiated a new three year Health Benefit agreement with all County labor associations.</li> <li>◆ Established a Succession Planning workgroup composed of Department Heads and developed a tool for planning and filling critical vacancies.</li> <li>◆ Continued collaborative efforts to implement the Four Part Strategy approved by the Board of Supervisors in July, 2014 to pursue a one-stop Veterans Service Center through the development of a pro forma and support of the City of Modesto.</li> <li>◆ Continued efforts to construct and deliver important capital projects, including the</li> </ul>	<ul style="list-style-type: none"> <li>◆ Begin a re-evaluation process around the County’s Mission, Vision and Values to develop priorities and goals that will take the County to Budget Year 2020 and beyond.</li> <li>◆ Engage Department Heads in determining “what success looks like” for the County.</li> <li>◆ Refine the County Budget as a policy document, to include return on investment and performance outcomes.</li> <li>◆ Revitalize the County Agenda process to include an electronic agenda management system.</li> <li>◆ Engage County Leadership in various areas: Succession Planning; Security; Emergency Preparedness; Leadership Development; Recruitment and Retention Strategy.</li> <li>◆ Develop a Public Information/Focused Communication strategy that includes marketing the County through press releases and the use of social media.</li> </ul>



FISCAL YEAR 2014-2015 ACCOMPLISHMENTS	FISCAL YEAR 2015-2016 OBJECTIVES
<p>repurposing of a vacant County facility for the Sheriff's Coroner Project; the design-build construction at the public safety center site of the AB 900 Phase II Public Safety Center Expansion Projects, the design of the Re-Entry and Enhanced Alternatives to Custody Training (REACT) Center Project funded by SB 1022; and the renovation of an existing wing of a County facility for use as the Crisis Stabilization Unit, the final goal to be implemented from the Mental Health Secure 24/7 Strategic Plan adopted by the Board of Supervisors in November, 2012.</p>	

**BUDGETS WITHIN THE CHIEF EXECUTIVE OFFICE INCLUDE:**

- ◆ Operations and Services
- ◆ Risk Management

**STANISLAUS COUNTY, CALIFORNIA**  
**Fiscal Year 2015-2016**



**FISCAL GENERAL SERVICES**  
**Legislative/Administrative**

**CHIEF EXECUTIVE OFFICE—OPERATIONS AND SERVICES**

Budget Unit 0100 0015000  
 General Fund

**SERVICES PROVIDED**

The Chief Executive Office provides for the overall leadership and effective management of County government, pursuant to Board policy and the adopted budget. Specifically, the Office oversees the management of County resources; provides for the long-range financial, facility, and organizational planning; and ensures that County departments are producing services and results in accordance with the Board's goals, priorities, policies, budgets, and legal mandates; and improves management and business procedures to guarantee the most effective use of County personnel, money, facilities and equipment. This budget funds the staffing and most of the operational costs for the Human Resources, Capital Projects, Operations and Services, and Economic Development Divisions and the Clerk of the Board.

<b>Chief Executive Office - Operations and Services</b>					
<b>Classification</b>	<b>2013-2014 Actual</b>	<b>2014-2015 Actual</b>	<b>2015-2016 Adopted Proposed</b>	<b>2015-2016 Recommended Adjustments</b>	<b>2015-2016 Recommended Final Budget</b>
Taxes	\$0	\$0	\$0	\$0	\$0
Licenses, Permits, Franchises	\$0	\$0	\$0	\$0	\$0
Fines, Forfeitures, Penalties	\$0	\$0	\$0	\$0	\$0
Revenue from use of Assets	\$0	\$0	\$0	\$0	\$0
Intergovernmental Revenue	\$0	\$0	\$0	\$0	\$0
Charges for Service	\$2,126,096	\$2,216,202	\$2,453,852	\$0	\$2,453,852
Miscellaneous Revenue	\$222	\$1,041	\$750	\$0	\$750
Other Financing Sources	\$14,187	\$0	\$7,500	\$0	\$7,500
<b>Total Revenue</b>	<b>\$2,140,505</b>	<b>\$2,217,243</b>	<b>\$2,462,102</b>	<b>\$0</b>	<b>\$2,462,102</b>
Salaries and Benefits	\$3,897,039	\$4,168,990	\$4,308,725	\$0	\$4,308,725
Services and Supplies	\$724,329	\$893,626	\$1,112,502	\$1,975,341	\$3,087,843
Other Charges	\$344,732	\$352,110	\$433,292	\$0	\$433,292
Fixed Assets	\$0	\$0	\$0	\$0	\$0
Other Financing Uses	\$141,477	\$0	\$0	\$0	\$0
Equity	\$0	\$0	\$0	\$0	\$0
Intrafund	(\$269)	\$60	\$50	\$0	\$50
Contingencies	\$0	\$0	\$0	\$0	\$0
<b>Gross Costs</b>	<b>\$5,107,308</b>	<b>\$5,414,786</b>	<b>\$5,854,569</b>	<b>\$1,975,341</b>	<b>\$7,829,910</b>
<b>Fund Balance</b>	<b>\$0</b>	<b>\$0</b>	<b>\$0</b>	<b>\$0</b>	<b>\$0</b>
<b>Net County Cost</b>	<b>\$2,966,803</b>	<b>\$3,197,543</b>	<b>\$3,392,467</b>	<b>\$1,975,341</b>	<b>\$5,367,808</b>

\*Net county cost carryover savings included in the 2015-2016 Recommended Final Budget is \$1,975,341.

**PROGRAM DISCUSSION**

At the proposed level of funding, the Department can maintain responsibility for finance, budget, debt management, human resources, departmental relations, public information, legislative and departmental training functions, Clerk of the Board, as well as capital projects, countywide leadership development, business improvement, economic and community development, and organizational performance.

The Chief Executive Office is continuing its focus on the County's Vision, Mission, Priorities and Values, to include the focus on Prevention. It is anticipated that the first Prevention convening of community stakeholders will take place in October of 2015, on the topic of homelessness in Stanislaus County.

As part of succession planning and workforce development, the County has identified the need to expand the leadership development opportunities currently being provided to Managers and Supervisors. Currently the County has a series of Supervisor Training classes that provides Managers and Supervisors with training on County operations. However, greater leadership development is needed in order to prepare our future leaders while empowering all employees to lead change and innovation within their influence. Funding to restore a Manager I-III position is included in this budget to support the expansion of leadership development within the organization. This position will develop and recommend training curriculum, create on-line resources, develop an internal mentoring and coaching program as well as other initiatives to promote the organizations workforce development.

Funding is included in the Chief Executive Office – Operations and Services budget for ongoing training in support of mandated responsibilities under the Americans with Disabilities Act Title II and the Civil Rights Act Title VI. The Department anticipates the need for a Request for Proposal process for an expert consultant to assist in designing and developing the County's required Self-Evaluation Report.

The Department anticipates carrying forward approximately \$1.7 million in net county cost savings earned in prior years, and would use approximately \$647,000 to balance this Proposed Budget. It is estimated that approximately \$1 million would remain for use in Budget Year 2016-2017 and out.

## **STAFFING IMPACTS**

### **Adopted Proposed Budget**

The Department is requesting to restore one unfunded Manager III position and add one new Confidential III position:

- ◆ Restore one unfunded Manager III position to head the new County Leadership Academy at an annual cost of \$91,500; and
- ◆ Add one block-budgeted Confidential Assistant III position to support payroll and other clerical functions within the Chief Executive Office – Operations and Services at an annual cost of \$54,300.

If approved, the requested positions will be funded in the 2015-2016 Fiscal Year with prior year net county cost savings and charges for services to non-General Fund departments.

Total current authorized positions— 41

### **Final Budget**

The Department is requesting to double-fill one Confidential Assistant IV position for up to eight weeks. The incumbent will be retiring and the double fill will allow for an effective transition of the human resources lead recruitment role and responsibilities with minimal impacts.

Total current authorized positions— 43

## **BUDGET RECOMMENDATIONS**

### **Adopted Proposed Budget**

It is recommended that a budget of \$5,854,569 be approved for the Chief Executive Office – Operations and Services. This budget is funded from \$2,462,102 in estimated departmental revenue and a \$3,392,467 contribution from the General Fund. The Department anticipates the need of approximately \$647,000 of prior year General Fund net county cost savings to fully fund the projected 2015-2016 budget. The total General Fund net county cost savings will be included in the Final Budget.

It is also recommended to restore one unfunded Manager III position and add one new block-budgeted Confidential Assistant III position.

Total recommended authorized positions— 43

### **Final Budget**

Departments that achieved savings in appropriations are able to carry forward 100% of their unused net county cost savings from prior fiscal years and 75% of their 2014-2015 net county cost savings. The Chief Executive Office – Operations and Services is requesting an increase in appropriations of \$1,975,341 to reflect the carry forward of net county cost savings earned in prior fiscal years. The Department is planning to use approximately \$647,000 to balance its 2015-2016 budget.

The department requests for Final Budget are recommended in full. It is recommended that a budget of \$7,829,910 be approved for the Chief Executive Office – Operations and Services. This budget is funded from \$2,462,102 in estimated departmental revenue and a \$5,367,808 contribution from the General Fund.

It is recommended to double-fill one Confidential Assistant IV position for up to eight weeks.

Total recommended authorized positions—43



**CHIEF EXECUTIVE OFFICE—RISK MANAGEMENT DIVISION**

Budget Unit 0100 0015600  
 General Fund

**MISSION STATEMENT**

The mission of the Risk Management Division of the Chief Executive Office is to serve as a resource for the health, safety, and well-being of Stanislaus County employees by managing risks and the associated cost of claims through continuous education, participation and communication.

**ACCOMPLISHMENTS AND OBJECTIVES**

The CEO-Risk Management Division continues to implement the ongoing restructuring of division staff and associated resources. The restructuring requires the division to focus resources on critical services and mandated compliance programs. The Accomplishments of 2014-2015 and Objectives for the 2015-2016 Fiscal Year for the Chief Executive Office - Risk Management Division include:

FISCAL YEAR 2014-2015 ACCOMPLISHMENTS	FISCAL YEAR 2015-2016 OBJECTIVES
<ul style="list-style-type: none"> <li>◆ <u>Disability Management</u>: worked with Chief Executive Office and departmental Human Resources staff on ensuring that departments were effectively conducting interactive process meetings with injured and ill employees; began working with the Auditor-Controller’s office to explore development of the Absence Management module in PeopleSoft.</li> <li>◆ <u>Employee Benefits</u>: completed healthcare contract negotiations with all labor groups and implemented effectuated changes aimed at providing quality healthcare benefits at a reasonable cost; continued to work with consultants to evaluate the County’s Self-Insured Medical Program and made approved, recommended changes including adding additional services and benefits; evaluated pending Affordable Care Act requirements involving employee medical benefits to ensure legal compliance and avoid possible penalties; worked closely with consultants, vendors, and other stakeholders to identify and evaluate employee wellness needs and available options; conducted several necessary proposal solicitation processes and implemented associated approved contracts for the County’s Healthcare Program to ensure members have</li> </ul>	<ul style="list-style-type: none"> <li>◆ <u>Disability Management</u>: continue to work with Chief Executive Office and departmental Human Resources staff to ensure that departments continue to effectively work with injured or ill employees to identify reasonable accommodations through interactive process meetings; continue to work with the Auditor-Controller’s office in exploring the use of the Absence Management module in PeopleSoft (staff from both offices have attended training and will begin testing the application in the development database); develop an online training module for new employee orientation, allowing new employees to receive training during their first week of employment.</li> <li>◆ <u>Employee Benefits</u>: continue to work with consultants to evaluate the County’s Self-Insured Medical Program and make any approved recommended changes; continue to evaluate and monitor the County’s Healthcare Program to ensure compliance with the Affordable Care Act; continue to work closely with consultants, vendors, and other stakeholders to develop a comprehensive employee wellness program; conduct all necessary proposal solicitation processes and implement any associated approved contracts for the County’s Healthcare Program to ensure members have access to high quality</li> </ul>

FISCAL YEAR 2014-2015 ACCOMPLISHMENTS	FISCAL YEAR 2015-2016 OBJECTIVES
<p>access to high quality providers and administrators at the lowest cost possible.</p> <ul style="list-style-type: none"> <li>◆ <u>Liability and Insurance Program</u>: maintained loss insurance programs to minimize risk exposure and control liability; worked with County Counsel on the County's existing insurance requirements and contract language updates; partnered with the General Services Agency Purchasing Division to ensure departments were obtaining the appropriate insurance certificates and endorsements from vendors and contractors performing work on behalf of the County; transitioned the Medical Malpractice Program from a self-insured to a fully-insured program that resulted in savings to County departments; administered claims in a fair and unbiased manner.</li> <li>◆ <u>Safety</u>: began promoting the online training courses to allow greater flexibility in meeting the County's training objectives; automated training compliance notifications for employees and automated monthly compliance reports for department Safety Representatives to allow departments to track training compliance; continued to promote safety throughout the organization to maintain the County's second-lowest OSHA incident rate (40% below average) measuring employee accident rates for large/medium counties in California; revised the County's Hazardous Communications and Heat policies.</li> </ul>	<p>providers and administrators at the lowest cost possible; evaluate, and implement if possible, a standard process for retirees, COBRA enrollees, and employees on unpaid leaves of absences to make automated payments for healthcare premium costs; implement an optional Long Term Care (LTC) benefit for employees; conduct an operational audit of the deferred compensation program and part-time employee Social Security replacement plan.</p> <ul style="list-style-type: none"> <li>◆ <u>Liability and Insurance Program</u>: continue to maintain loss insurance programs to minimize risk exposure and control liability; continue to work with County Counsel on implementing the County's updated insurance requirements and contract language templates; continue to partner with the General Services Agency Purchasing Division and Strategic Business Technology to develop the Contract and Insurance Management System (CIMS) database that will create a central repository for vendor insurance documents (this will assist departments in obtaining the appropriate insurance certificates and endorsements from vendors and contractors performing work on behalf of the County); continue to administer claims in a fair and unbiased manner.</li> <li>◆ <u>Safety</u>: continue to track department training compliance; review and revise existing safety policies as appropriate; continue to promote safety throughout the organization to maintain the County's lower-than-average OSHA incident rate.</li> </ul>

**STANISLAUS COUNTY, CALIFORNIA**  
**Fiscal Year 2015-2016**



**FISCAL GENERAL SERVICES**  
**Other General**

**CHIEF EXECUTIVE OFFICE—RISK MANAGEMENT DIVISION**

Budget Unit 0100 0015600  
 General Fund

**SERVICES PROVIDED**

This budget funds personnel and administrative operations of the CEO-Risk Management Division. The Division administers nine budgets in five functional areas including Administration, Employee Benefits (medical, dental, vision, life, and unemployment insurance), Liability Claims/Insurance (general and professional liability), Disability Management (workers' compensation), and Safety.

<b>Chief Executive Office - Risk Management Division</b>					
<b>Classification</b>	<b>2013-2014 Actual</b>	<b>2014-2015 Actual</b>	<b>2015-2016 Adopted Proposed</b>	<b>2015-2016 Recommended Adjustments</b>	<b>2015-2016 Recommended Final Budget</b>
Taxes	\$0	\$0	\$0	\$0	\$0
Licenses, Permits, Franchises	\$0	\$0	\$0	\$0	\$0
Fines, Forfeitures, Penalties	\$0	\$0	\$0	\$0	\$0
Revenue from use of Assets	\$0	\$0	\$0	\$0	\$0
Intergovernmental Revenue	\$0	\$0	\$0	\$0	\$0
Charges for Service	\$1,332,556	\$1,197,504	\$1,266,838	\$0	\$1,266,838
Miscellaneous Revenue	\$0	\$336	\$0	\$0	\$0
Other Financing Sources	\$0	\$0	\$0	\$0	\$0
<b>Total Revenue</b>	<b>\$1,332,556</b>	<b>\$1,197,840</b>	<b>\$1,266,838</b>	<b>\$0</b>	<b>\$1,266,838</b>
Salaries and Benefits	\$1,192,756	\$1,205,936	\$1,331,919	\$242,770	\$1,574,689
Services and Supplies	\$248,793	\$109,827	\$128,150	\$0	\$128,150
Other Charges	\$68,746	\$65,955	\$71,416	\$0	\$71,416
Fixed Assets	\$0	\$0	\$0	\$0	\$0
Other Financing Uses	\$36,816	\$0	\$0	\$0	\$0
Equity	\$0	\$0	\$0	\$0	\$0
Intrafund	\$15	\$0	\$300	\$0	\$300
Contingencies	\$0	\$0	\$0	\$0	\$0
<b>Gross Costs</b>	<b>\$1,547,126</b>	<b>\$1,381,718</b>	<b>\$1,531,785</b>	<b>\$242,770</b>	<b>\$1,774,555</b>
Fund Balance	\$0	\$0	\$0	\$0	\$0
<b>Net County Cost</b>	<b>\$214,570</b>	<b>\$183,878</b>	<b>\$264,947</b>	<b>\$242,770</b>	<b>\$507,717</b>

\*Net county cost carryover savings included in the 2015-2016 Recommended Final Budget is \$242,770.

**PROGRAM DISCUSSION**

At the proposed level of funding, the Department can maintain its core program services in workers' compensation, administration, safety training, Occupational Safety and Health Administration (OSHA) compliance, employee benefit administration, property and casualty insurance, general and auto liability insurance, medical malpractice insurance, and employee leave administration.

It is estimated that approximately \$220,000 in net county cost carryover savings will be available at the close of Fiscal Year 2014-2015. It is anticipated that \$24,000 in net county cost carryover savings from prior fiscal years will be needed to support the programs in the Risk Management Division in the 2015-2016 Fiscal Year.

The Department is requesting to restore one unfunded Confidential Assistant III position in order to support the increased demand on the department primarily in the area of obtaining and maintaining

proper insurance certificates for County purchase orders and contracts. The individual will also support the other units in the office such as Administration, Employee Benefits and Disability Management.

Currently, the Risk Management Division staff includes 12 full-time positions. In Fiscal Year 2008-2009, the Division was allocated 17 staff. In Fiscal Year 2009-2010, the Department began reorganizing and unfunding positions to reflect the reduced service level needs of the County. Since that time, positions and funding have been slowly restored as the complexity of Employee Benefits increased with the transition to a self-insured medical program. During Fiscal Year 2014-2015, the process for obtaining and maintaining insurance certificates changed and a demand has been created for staff in the Risk Management Division to assist departments in this area. Also, as staffing levels increase County-wide, the need for support services offered by this division grows in direct proportion to the increased staffing levels.

The total annual cost of the requested Confidential Assistant III position is approximately \$80,000. This position would be funded from approximately \$56,000 in departmental charges and \$24,000 in net county cost. The \$24,000 increased net county cost will be funded by net county cost carryover savings from prior years. It is anticipated that this increased net county cost will be sustained for a minimum of two fiscal years.

## **STAFFING IMPACTS**

### **Adopted Proposed Budget**

The Department is requesting to restore one unfunded Confidential Assistant III position to support the increased demand in the area of obtaining and maintaining proper insurance certificates for County Service Purchase Orders and contracts and to provide additional support services offered by the Division.

Total current authorized positions— 12

### **Final Budget**

There are no requested changes to the current level of staffing.

Total current authorized positions— 13

## **BUDGET RECOMMENDATIONS**

### **Adopted Proposed Budget**

It is recommended that a budget of \$1,531,785 be approved for Chief Executive Office - Risk Management Division. This budget is funded from \$1,266,838 in estimated department revenue and a \$264,947 contribution from the General Fund. The Department anticipates the need of \$24,000 of prior year General Fund net county cost savings to fully fund the projected 2015-2016 budget. The total General Fund net county cost savings will be included in the Final Budget.

It is also recommended to restore one Confidential Assistant III position.

Total recommended authorized positions— 13

### **Final Budget**

Departments that achieved savings in appropriations are able to carry forward 100% of their unused net county cost savings from prior fiscal years and 75% of their 2014-2015 net county cost savings. The Chief Executive Office - Risk Management Division is requesting an increase in appropriations of \$242,770 to reflect the carry forward of net county cost savings earned in prior fiscal years. . The Department is planning to use these funds to support various safety programs including increased contract services for training and the purchase and replacement of Automatic External Defibrillators in the County.



The department requests for Final Budget are recommended in full. It is recommended that a budget of \$1,774,555 be approved for Chief Executive Office - Risk Management Division. This budget is funded from \$1,266,838 in estimated department revenue and a \$507,717 contribution from the General Fund.

There are no recommended changes to the current level of staffing.

Total recommended authorized positions—13

**STANISLAUS COUNTY, CALIFORNIA**  
**Fiscal Year 2015-2016**



**FISCAL GENERAL SERVICES**  
**Transportation Terminals**

**CHIEF EXECUTIVE OFFICE—AIRPORT**

Budget Unit 0100 0016041  
 General Fund

**SERVICES PROVIDED**

This Chief Executive Office – Airport budget provides funding for improvements at the Modesto City/County Airport. The revenue received from Aircraft Taxes is used to fund this budget and is transferred to the City of Modesto for improvements to the facility. Such improvements included maintenance of airplane hangars, installation of fire suppression systems and security improvements.

<b>Chief Executive Office - Airport</b>					
<b>Classification</b>	<b>2013-2014 Actual</b>	<b>2014-2015 Actual</b>	<b>2015-2016 Adopted Proposed</b>	<b>2015-2016 Recommended Adjustments</b>	<b>2015-2016 Recommended Final Budget</b>
Taxes	\$0	\$0	\$0	\$0	\$0
Licenses, Permits, Franchises	\$0	\$0	\$0	\$0	\$0
Fines, Forfeitures, Penalties	\$0	\$0	\$0	\$0	\$0
Revenue from use of Assets	\$0	\$0	\$0	\$0	\$0
Intergovernmental Revenue	\$0	\$0	\$0	\$0	\$0
Charges for Service	\$0	\$0	\$0	\$0	\$0
Miscellaneous Revenue	\$0	\$0	\$0	\$0	\$0
Other Financing Sources	\$0	\$0	\$0	\$0	\$0
<b>Total Revenue</b>	<b>\$0</b>	<b>\$0</b>	<b>\$0</b>	<b>\$0</b>	<b>\$0</b>
Salaries and Benefits	\$0	\$0	\$0	\$0	\$0
Services and Supplies	\$241,000	\$241,000	\$241,000	(\$51,000)	\$190,000
Other Charges	\$0	\$0	\$0	\$0	\$0
Fixed Assets	\$0	\$0	\$0	\$0	\$0
Other Financing Uses	\$0	\$0	\$0	\$0	\$0
Equity	\$0	\$0	\$0	\$0	\$0
Intrafund	\$0	\$0	\$0	\$0	\$0
Contingencies	\$0	\$0	\$0	\$0	\$0
<b>Gross Costs</b>	<b>\$241,000</b>	<b>\$241,000</b>	<b>\$241,000</b>	<b>(\$51,000)</b>	<b>\$190,000</b>
Fund Balance	\$0	\$0	\$0	\$0	\$0
<b>Net County Cost</b>	<b>\$241,000</b>	<b>\$241,000</b>	<b>\$241,000</b>	<b>(\$51,000)</b>	<b>\$190,000</b>

\*Net county cost carryover savings included in the 2015-2016 Recommended Final Budget is \$0.

**PROGRAM DISCUSSION**

At the proposed level of funding, the City of Modesto will continue planned facility and equipment improvement projects. Revenue from Aircraft Taxes is posted twice a year. The first installment is typically posted in December, with a second posting in June and is budgeted in Discretionary Revenue. It is estimated that the County will receive \$241,000 in revenue for Fiscal Year 2015-2016. This is consistent with revenue in the prior year. Specifically, this funding will be available to use as local match in securing airline service or to fund capital improvements as approved by the Airport Advisory Board during Fiscal Year 2015-2016. A status report on the capital improvements completed will be provided to the Chief Executive Office within 60 days after the end of the fiscal year.

## **STAFFING IMPACTS**

### **Adopted Proposed Budget**

Total current authorized positions— 0

### **Final Budget**

Total current authorized positions— 0

## **BUDGET RECOMMENDATIONS**

### **Adopted Proposed Budget**

It is recommended that a budget of \$241,000 be approved for Chief Executive Office - Airport. This budget is funded by a \$241,000 contribution from the General Fund.

Total recommended authorized positions— 0

### **Final Budget**

As a result of declining aircraft tax revenue, it is necessary to reduce appropriations by \$51,000 for a total budget of \$190,000. Estimated revenue is budgeted in Discretionary Revenue.

The department requests for Final Budget are recommended in full. It is recommended that a budget of \$190,000 be approved for Chief Executive Office - Airport. This budget is funded by a \$190,000 contribution from the General Fund.

Total recommended authorized positions— 0

**STANISLAUS COUNTY, CALIFORNIA**  
**Fiscal Year 2015-2016**  
**FISCAL GENERAL SERVICES**  
**Other General**



**CHIEF EXECUTIVE OFFICE—APPROPRIATIONS FOR CONTINGENCIES**

Budget Unit 0100 0016071  
 General Fund

**SERVICES PROVIDED**

The Appropriations for Contingencies budget serves as the contingency fund for Stanislaus County. Funds from Contingencies can only be transferred by a 4/5 vote of the Board of Supervisors to operating budgets for emergencies and other unanticipated expenses.

The chart below lists the transfers from Appropriations for Contingencies for the last five years:

FISCAL YEAR	AMOUNT TRANSFERRED
2010-2011	\$389,346
2011-2012	\$10,000
2012-2013	\$1,966,747
2013-2014	\$1,556,700
2014-2015	\$3,472,613

Chief Executive Office - Appropriations for Contingencies					
Classification	2013-2014 Actual	2014-2015 Actual	2015-2016 Adopted Proposed	2015-2016 Recommended Adjustments	2015-2016 Recommended Final Budget
Taxes	\$0	\$0	\$0	\$0	\$0
Licenses, Permits, Franchises	\$0	\$0	\$0	\$0	\$0
Fines, Forfeitures, Penalties	\$0	\$0	\$0	\$0	\$0
Revenue from use of Assets	\$0	\$0	\$0	\$0	\$0
Intergovernmental Revenue	\$0	\$0	\$0	\$0	\$0
Charges for Service	\$0	\$0	\$0	\$0	\$0
Miscellaneous Revenue	\$0	\$0	\$0	\$0	\$0
Other Financing Sources	\$0	\$0	\$0	\$0	\$0
<b>Total Revenue</b>	<b>\$0</b>	<b>\$0</b>	<b>\$0</b>	<b>\$0</b>	<b>\$0</b>
Salaries and Benefits	\$0	\$0	\$0	\$0	\$0
Services and Supplies	\$0	\$0	\$0	\$0	\$0
Other Charges	\$0	\$0	\$0	\$0	\$0
Fixed Assets	\$0	\$0	\$0	\$0	\$0
Other Financing Uses	\$0	\$0	\$0	\$0	\$0
Equity	\$0	\$0	\$0	\$0	\$0
Intrafund	\$0	\$0	\$0	\$0	\$0
Contingencies	\$0	\$0	\$5,820,864	\$2,350,000	\$8,170,864
<b>Gross Costs</b>	<b>\$0</b>	<b>\$0</b>	<b>\$5,820,864</b>	<b>\$2,350,000</b>	<b>\$8,170,864</b>
Fund Balance	\$0	\$0	\$0	\$0	\$0
<b>Net County Cost</b>	<b>\$0</b>	<b>\$0</b>	<b>\$5,820,864</b>	<b>\$2,350,000</b>	<b>\$8,170,864</b>

\*Net county cost carryover savings included in the 2015-2016 Recommended Final Budget is \$0.

## **PROGRAM DISCUSSION**

At the proposed level of funding, the Department can maintain a moderate level of funding for unexpected fiscal and program exposures or emergencies which may occur as a result of changes in the economy, reductions in Federal and State revenues, or other program and community needs.

In addition to the base funding of \$4,420,864 for Appropriations for Contingencies, the proposed level of funding includes an additional \$1.4 million to provide funding for additional exposures and opportunities to be considered during Fiscal Year 2015-2016, to include:

- ◆ One-time termination cash-out expenses. As the County's workforce changes through retirements and resignations, one-time expenses to cash out employee accrued benefits result often in an expense that cannot be absorbed within a department's operating budget without a reduction in the current level of service. Departments engaged in zero-based budgeting are precluded from funding termination cash-outs at the beginning of the year and contingency funding can be accessed during the fiscal year, if needed, to fund these costs with Board approval. Funds are included to allow for funding of these exposures when there is no alternative other than a reduction in program levels; and
- ◆ Improved security at County facilities. Funding is included in the recommended budget to provide for a focus on improved security at County facilities to protect County employees and the public.

## **STAFFING IMPACTS**

### **Adopted Proposed Budget**

Total current authorized positions— 0

### **Final Budget**

Total current authorized positions— 0

## **BUDGET RECOMMENDATIONS**

### **Adopted Proposed Budget**

It is recommended that a budget of \$5,820,864 be approved for the Chief Executive Office – Appropriations for Contingencies. This budget is funded from a \$5,820,864 contribution from the General Fund.

Total recommended authorized positions— 0

### **Final Budget**

An increase in Appropriations for Contingencies of \$2,750,000 is requested to support strategic goals of the organization, for financial reserves, safety and technology, which include: \$1 million for automation enhancements to be dedicated in a countywide program of Information Technology Innovation; \$750,000 to increase the base contingency account to equal 2% of the projected General Fund revenues, an adequate reserve for contingency exposures; and \$1 million to support future labor opportunities and/or potential compensation adjustments. It is further requested to transfer out appropriation of \$400,000 to the Chief Executive Office – County Facilities to support implementation of the countywide security program to include improved security in County buildings to protect the safety of staff and the community we serve. Transfers from this fund require a four-fifths vote of the Board of Supervisors.

The department requests for Final Budget are recommended in full. It is recommended that a budget of \$8,170,864 be approved for the Chief Executive Office – Appropriations for Contingencies. This budget is funded from a \$8,170,864 contribution from the General Fund.

Total recommended authorized positions— 0

**STANISLAUS COUNTY, CALIFORNIA**  
**Fiscal Year 2015-2016**



**FISCAL GENERAL SERVICES**  
**Finance**

**CHIEF EXECUTIVE OFFICE—CAPITAL IMPROVEMENT FINANCING AUTHORITY**

Budget Unit 0100 0016021  
 General Fund

**SERVICES PROVIDED**

The Capital Improvement Financing Authority (CIFA) budget provides funding for certain financial borrowing expenses and other professional staff service costs related to County financing initiatives.

<b>Chief Executive Office - C.I.F.A.</b>					
<b>Classification</b>	<b>2013-2014 Actual</b>	<b>2014-2015 Actual</b>	<b>2015-2016 Adopted Proposed</b>	<b>2015-2016 Recommended Adjustments</b>	<b>2015-2016 Recommended Final Budget</b>
Taxes	\$0	\$0	\$0	\$0	\$0
Licenses, Permits, Franchises	\$0	\$0	\$0	\$0	\$0
Fines, Forfeitures, Penalties	\$0	\$0	\$0	\$0	\$0
Revenue from use of Assets	\$0	\$0	\$0	\$0	\$0
Intergovernmental Revenue	\$0	\$0	\$0	\$0	\$0
Charges for Service	\$0	\$0	\$0	\$0	\$0
Miscellaneous Revenue	\$0	\$0	\$0	\$0	\$0
Other Financing Sources	\$0	\$0	\$0	\$0	\$0
<b>Total Revenue</b>	<b>\$0</b>	<b>\$0</b>	<b>\$0</b>	<b>\$0</b>	<b>\$0</b>
Salaries and Benefits	\$0	\$0	\$0	\$0	\$0
Services and Supplies	\$33,782	\$29,565	\$140,633	\$0	\$140,633
Other Charges	\$20	\$0	\$0	\$0	\$0
Fixed Assets	\$0	\$0	\$0	\$0	\$0
Other Financing Uses	\$0	\$0	\$0	\$0	\$0
Equity	\$0	\$0	\$0	\$0	\$0
Intrafund	\$0	\$0	\$0	\$0	\$0
Contingencies	\$0	\$0	\$0	\$0	\$0
<b>Gross Costs</b>	<b>\$33,802</b>	<b>\$29,565</b>	<b>\$140,633</b>	<b>\$0</b>	<b>\$140,633</b>
Fund Balance	\$0	\$0	\$0	\$0	\$0
<b>Net County Cost</b>	<b>\$33,802</b>	<b>\$29,565</b>	<b>\$140,633</b>	<b>\$0</b>	<b>\$140,633</b>

\*Net county cost carryover savings included in the 2015-2016 Recommended Final Budget is \$0.

**PROGRAM DISCUSSION**

At the proposed level of funding, the Department can maintain the following anticipated expenses:

- ◆ \$85,513 for arbitrage and disclosure services;
- ◆ \$35,120 for financial advisor charges related to financing initiatives and analysis; and
- ◆ \$20,000 for commercial insurance.

**STAFFING IMPACTS**

**Adopted Proposed Budget**

Total current authorized positions— 0

**Final Budget**

Total current authorized positions— 0

**BUDGET RECOMMENDATIONS**

**Adopted Proposed Budget**

It is recommended that a budget of \$140,633 be approved for the Chief Executive Office - Capital Improvement Financing Authority budget, funded from the General Fund. At the current level of funding, this budget achieves its net county cost by prioritizing funding for certain financial borrowing expenses and other professional staff services costs related to County financing initiatives

Total recommended authorized positions— 0

**Final Budget**

There are no recommended changes in funding to this budget.

Total recommended authorized positions— 0

**STANISLAUS COUNTY, CALIFORNIA**  
**Fiscal Year 2015-2016**  
**FISCAL GENERAL SERVICES**  
**Property Management**



**CHIEF EXECUTIVE OFFICE—COUNTY FACILITIES**

Budget Unit 0100 0016091  
 General Fund

**SERVICES PROVIDED**

The County Facilities budget provides funding for minor facility improvements and costs associated with maintaining certain County property.

<b>Chief Executive Office - County Facilities</b>					
<b>Classification</b>	<b>2013-2014 Actual</b>	<b>2014-2015 Actual</b>	<b>2015-2016 Adopted Proposed</b>	<b>2015-2016 Recommended Adjustments</b>	<b>2015-2016 Recommended Final Budget</b>
Taxes	\$0	\$0	\$0	\$0	\$0
Licenses, Permits, Franchises	\$0	\$0	\$0	\$0	\$0
Fines, Forfeitures, Penalties	\$0	\$0	\$0	\$0	\$0
Revenue from use of Assets	\$3,283	\$0	\$5,750	\$0	\$5,750
Intergovernmental Revenue	\$0	\$0	\$0	\$0	\$0
Charges for Service	\$0	\$0	\$0	\$0	\$0
Miscellaneous Revenue	\$79,940	\$9,207	\$0	\$0	\$0
Other Financing Sources	\$800,000	\$0	\$0	\$0	\$0
<b>Total Revenue</b>	<b>\$883,223</b>	<b>\$9,207</b>	<b>\$5,750</b>	<b>\$0</b>	<b>\$5,750</b>
Salaries and Benefits	\$0	\$0	\$0	\$0	\$0
Services and Supplies	\$154,241	\$15,988	\$41,332	\$3,400,000	\$3,441,332
Other Charges	\$583,308	\$568,250	\$673,205	\$0	\$673,205
Fixed Assets	\$0	\$0	\$0	\$0	\$0
Other Financing Uses	\$0	\$4,783,530	\$0	\$0	\$0
Equity	\$0	\$0	\$0	\$0	\$0
Intrafund	\$20,458	\$27,192	\$53,539	\$0	\$53,539
Contingencies	\$0	\$0	\$0	\$0	\$0
<b>Gross Costs</b>	<b>\$758,007</b>	<b>\$5,394,960</b>	<b>\$768,076</b>	<b>\$3,400,000</b>	<b>\$4,168,076</b>
Fund Balance	\$0	\$0	\$0	\$0	\$0
<b>Net County Cost</b>	<b>(\$125,216)</b>	<b>\$5,385,753</b>	<b>\$762,326</b>	<b>\$3,400,000</b>	<b>\$4,162,326</b>

\*Net county cost carryover savings included in the 2015-2016 Recommended Final Budget is \$0.

**PROGRAM DISCUSSION**

At the requested level of funding, the Department can maintain the majority of the minor facility improvements and costs associated with maintaining certain County property, telecommunications and internet service for the United Community Center in Grayson, utilities, building and preventative maintenance associated with the Keyes Community Center, Paradise-Burbank Hall, the Law Library, Mancini Hall, 12th Street Parking Garage, and for other County facility related expenses.

**STAFFING IMPACTS**

**Adopted Proposed Budget**

Total current authorized positions— 0



## **Final Budget**

Total current authorized positions— 0

## **BUDGET RECOMMENDATIONS**

### **Adopted Proposed Budget**

It is recommended that a budget of \$768,076 be approved for the Chief Executive Office – County Facilities budget, funded from \$5,750 in estimated departmental revenue and a \$762,326 contribution from the General Fund. At the current level of funding, this budget achieves its net county cost by prioritizing funding for certain facility expenses and other related to minor county facilities improvements and costs associated with maintaining certain County property.

Total recommended authorized positions— 0

## **Final Budget**

The Department is requesting to augment the Chief Executive Office – County Facilities budget with one-time funding of \$3,400,000 funded from \$3.0 million of one-time General Fund funding and \$400,000 from a transfer from the Chief Executive Office - Appropriations for Contingencies budget. Of the total amount, approximately \$2.5 million is requested to address improvements and refurbishments of multiple county facilities including the modernization of Harvest Hall, the Agricultural Center and County Center III to serve as back-up Emergency Operations Centers which will ensure continuity of operations during critical emergencies. Additionally, several roadway and onsite improvements that are needed will be funded. Further, \$400,000 is requested to transfer from funds previously budgeted in Appropriation for Contingencies for a new County Security Program to evaluate and improve the safety features of existing County facilities and to establish additional resources to address increasing security incident exposures in the workplace. The Fiscal Year 2015-2016 Adopted Proposed Budget included \$400,000 in Appropriations for Contingencies to support the implementation of this new security program. These additional resources will be instrumental in supporting current security needs while also improving the safety of County operations going forward. At the current level of funding, this budget achieves its net county cost by prioritizing funding for certain facility expenses and other expenses related to minor county facilities improvements and costs associated with maintaining certain County property.

The department requests for Final Budget are recommended in full. It is recommended that a budget of \$4,168,076 be approved for the Chief Executive Office – County Facilities budget, funded from \$5,750 in estimated departmental revenue and a \$4,162,326 contribution from the General Fund.

Total recommended authorized positions—0

**STANISLAUS COUNTY, CALIFORNIA**  
**Fiscal Year 2015-2016**



**FISCAL GENERAL SERVICES**  
**Transportation Terminals**

**CHIEF EXECUTIVE OFFICE—CROWS LANDING AIR FACILITY**

Budget Unit 0100 0016046  
 General Fund

**SERVICES PROVIDED**

The Crows Landing Air Facility budget provides funding for security, general liability, and master planning of the air facility acquired from the Federal government in late 2004. The Chief Executive Office currently manages an agricultural lease agreement of approximately 1,112 acres. Lease revenue is a significant component to the progressive and on-going planning of this development project. A security contract with local law enforcement is also in place for patrol services.

<b>Chief Executive Office - Crows Landing Air Facility</b>					
<b>Classification</b>	<b>2013-2014 Actual</b>	<b>2014-2015 Actual</b>	<b>2015-2016 Adopted Proposed</b>	<b>2015-2016 Recommended Adjustments</b>	<b>2015-2016 Recommended Final Budget</b>
Taxes	\$0	\$0	\$0	\$0	\$0
Licenses, Permits, Franchises	\$0	\$0	\$0	\$0	\$0
Fines, Forfeitures, Penalties	\$0	\$0	\$0	\$0	\$0
Revenue from use of Assets	\$152,695	\$187,131	\$182,794	\$0	\$182,794
Intergovernmental Revenue	\$0	\$0	\$0	\$0	\$0
Charges for Service	\$0	\$0	\$0	\$0	\$0
Miscellaneous Revenue	\$24,675	\$23,705	\$40,000	\$0	\$40,000
Other Financing Sources	\$0	\$0	\$0	\$0	\$0
<b>Total Revenue</b>	<b>\$177,370</b>	<b>\$210,836</b>	<b>\$222,794</b>	<b>\$0</b>	<b>\$222,794</b>
Salaries and Benefits	\$0	\$0	\$0	\$0	\$0
Services and Supplies	\$315,570	\$323,444	\$219,800	\$0	\$219,800
Other Charges	\$2,326	\$3,866	\$2,994	\$0	\$2,994
Fixed Assets	\$0	\$0	\$0	\$0	\$0
Other Financing Uses	\$0	\$0	\$0	\$0	\$0
Equity	\$0	\$0	\$0	\$0	\$0
Intrafund	\$0	\$0	\$0	\$0	\$0
Contingencies	\$0	\$0	\$0	\$0	\$0
<b>Gross Costs</b>	<b>\$317,896</b>	<b>\$327,310</b>	<b>\$222,794</b>	<b>\$0</b>	<b>\$222,794</b>
Fund Balance	\$0	\$0	\$0	\$0	\$0
<b>Net County Cost</b>	<b>\$140,526</b>	<b>\$116,474</b>	<b>\$0</b>	<b>\$0</b>	<b>\$0</b>

\*Net county cost carryover savings included in the 2014-2015 Adopted Final Budget is \$0.

**PROGRAM DISCUSSION**

At the proposed level of funding, the Chief Executive Office will continue to move forward with the Crows Landing Air Facility project. The primary emphasis of this economic development project continues to be future job creation opportunities as appropriate, based on economic conditions. The Chief Executive Office will continue to provide on-going support to the property management oversight of the farm lease and security contract. A three year farm lease between Stanislaus County and Melvin T. Wheeler and Sons was entered into in November 2010 and the initial year was dedicated to restoring the agricultural viability of the property. On May 7, 2013 the Board approved an amended and restated farm lease for a term of two years. The current agreement terminates November 9, 2015, with the option of two one-year extensions. The existing security contract with the City of Patterson is in effect through November 30, 2017.

On October 15, 2013 the Board of Supervisors approved an agreement for professional services with AECOM Technical Services, Inc. for land use, engineering, and environmental consultant services for the Crows Landing development project. The agreement will culminate in the certification of an Environmental Impact Report; Board approval of a General Plan Amendment and Rezone; approval of an Airport Layout Plan; and approval of an Airport Land Use Compatibility Plan. Under the proposed agreement, AECOM will identify potential industrial use, business use, and other aviation-compatible land uses to optimize on-site job creation opportunities. AECOM is partnering closely with County staff to identify the most appropriate land use concept based on information from master plans describing transportation and infrastructure needs. The most appropriate land use configuration/concept will serve as the basis for project description under the California Environmental Quality Act (CEQA).

## **STAFFING IMPACTS**

### **Adopted Proposed Budget**

Total current authorized positions— 0

### **Final Budget**

Total current authorized positions— 0

## **BUDGET RECOMMENDATIONS**

### **Adopted Proposed Budget**

It is recommended that a budget of \$222,794 be approved for Chief Executive Office – Crows Landing Air Facility. This budget is funded by \$222,794 in estimated department revenue.

Total recommended authorized positions— 0

### **Final Budget**

There are no recommended changes in funding to this budget.

Total recommended authorized positions— 0

**STANISLAUS COUNTY, CALIFORNIA**  
**Fiscal Year 2015-2016**

**FISCAL GENERAL SERVICES**  
**Legislative/Administrative**



**CHIEF EXECUTIVE OFFICE—DEBT SERVICE**

Budget Unit 0100 0016081  
 General Fund

**SERVICES PROVIDED**

This budget provides funding for County debt obligations. Gross debt obligations for Fiscal Year 2015-2016 total \$12,116,469 per the Adopted Proposed Budget, with adjustments to the Recommended Final Budget increasing the debt obligation to \$12,225,810. The chart below reflects the debt service obligations for Fiscal Year 2015-2016, including offsetting revenue.

<b>Chief Executive Office - Debt Service</b>					
<b>Classification</b>	<b>2013-2014 Actual</b>	<b>2014-2015 Actual</b>	<b>2015-2016 Adopted Proposed</b>	<b>2015-2016 Recommended Adjustments</b>	<b>2015-2016 Recommended Final Budget</b>
Taxes	\$0	\$0	\$0	\$0	\$0
Licenses, Permits, Franchises	\$0	\$0	\$0	\$0	\$0
Fines, Forfeitures, Penalties	\$0	\$0	\$0	\$0	\$0
Revenue from use of Assets	\$456,358	\$508,240	\$565,060	\$0	\$565,060
Intergovernmental Revenue	\$0	\$0	\$0	\$0	\$0
Charges for Service	\$1,435,875	\$1,341,027	\$1,177,930	\$0	\$1,177,930
Miscellaneous Revenue	\$45,596	(\$5,000)	\$0	\$0	\$0
Other Financing Sources	\$3,265,138	\$3,278,677	\$3,279,223	\$0	\$3,279,223
<b>Total Revenue</b>	<b>\$5,202,967</b>	<b>\$5,122,944</b>	<b>\$5,022,213</b>	<b>\$0</b>	<b>\$5,022,213</b>
Salaries and Benefits	\$0	\$0	\$0	\$0	\$0
Services and Supplies	\$0	\$0	\$0	\$0	\$0
Other Charges	\$229,020	\$139,848	\$0	\$0	\$0
Fixed Assets	\$0	\$0	\$0	\$0	\$0
Other Financing Uses	\$15,679,536	\$12,051,059	\$12,187,844	\$37,966	\$12,225,810
Equity	\$0	\$0	\$0	\$0	\$0
Intrafund	(\$88,075)	(\$78,500)	(\$71,435)	\$71,435	\$0
Contingencies	\$0	\$0	\$0	\$0	\$0
<b>Gross Costs</b>	<b>\$15,820,481</b>	<b>\$12,112,407</b>	<b>\$12,116,409</b>	<b>\$109,401</b>	<b>\$12,225,810</b>
Fund Balance	\$0	\$0	\$0	\$0	\$0
<b>Net County Cost</b>	<b>\$10,617,514</b>	<b>\$6,989,463</b>	<b>\$7,094,196</b>	<b>\$109,401</b>	<b>\$7,203,597</b>

\*Net county cost carryover savings included in the 2014-2015 Adopted Final Budget is \$0.

**PROGRAM DISCUSSION**

The following chart has been updated to reflect the debt service obligations for Fiscal Year 2015-2016 including offsetting revenue. Intra-fund charges of \$71,435 will be applied to reduce the debt obligation in the Recommended Final Budget to \$12,225,810, with the recommended net county cost at \$7,203,597.

Certificate of Participation	Description	Pay off Date	Legal Budget Appropriations/ Net Debt Obligation	Budget Offsetting Revenue	Total Net Debt Obligation
2013 Lease Refunding	Gallo Center for the Arts	Aug 2017	\$ 1,812,636	\$ -	\$ 1,812,636
2013 Lease Refunding	12th Street Office & Parking Garage	Aug 2017	\$ 2,243,802	\$ 930,293	\$ 1,313,509
2013 Lease Refunding	Salida Library	Aug 2017	\$ 978,662	\$ 978,662	\$ -
2007 A	Community Services Facility	May 2018	\$ 2,191,940	\$ 1,164,010	\$ 1,027,930
2007 A	Public Safety Center	May 2018	\$ 1,014,788	\$ 828,173	\$ 186,615
2007 A	Minimum Security Facility	May 2018	\$ 405,915	\$ -	\$ 405,915
2007 A	Sheriff Operations Center	May 2018	\$ 446,507	\$ -	\$ 446,507
2007 A	Ag Center & Training Center	May 2018	\$ 904,350	\$ 311,458	\$ 592,892
<b>Total</b>			<b>\$ 9,998,600</b>	<b>\$ 4,212,596</b>	<b>\$ 5,786,004</b>
2006 Tobacco Endowment Fund	AB 900 Jail Construction	June 2032	\$ 503,438	\$ -	\$ 503,438
2006 Tobacco Endowment Fund	Coroner Re-Use of County Center III	June 2032	\$ -	\$ -	\$ -
2006 Tobacco Endowment Fund	Animal Services Facility County	June 2035	\$ 101,357	\$ -	\$ 101,357
2006 Tobacco Endowment Fund	Animal Services Facility City of Modesto	June 2035	\$ 42,555	\$ -	\$ 42,555
2012 Lease Refunding	Public Administration Center (10th Street Place)	June 2018	\$ 1,579,860	\$ 809,617	\$ 770,243
<b>Total</b>			<b>\$ 12,225,810</b>	<b>\$ 5,022,213</b>	<b>\$ 7,203,597</b>

### Certificates of Participation

Historically, the County of Stanislaus debt has primarily been in the form of Certificates of Participation (COP). Created in conjunction with lease agreements, which encumber County-owned property, COPs are securities issued and marketed to investors in a manner similar to tax-exempt bonds. In a COP transaction, the County enters into an agreement with a third party, the Stanislaus County Capital Improvements Financing Authority, to lease an asset (normally a building) over a specific period of time at a predetermined total cost. The asset, owned by the County and leased to the Finance Authority, is then subleased back to the County. In this transaction the Finance Authority sells certificates in order to make its total lease payment to the County at the beginning of the lease period. With that lump sum (advance) lease payment the County then builds or buys the property.

Governmental Activities	Interest Rate %	Date of Issue	Maturity	Original Borrowing	Remaining Principal Balance to Maturity as of June 30, 2015	2015-2016 Debt Obligation Principal	2015-2016 Debt Obligation Interest	Remaining Principal Balance to Maturity
2007 Series A Refunding Community Services Facility, Public Safety Center, Minimum Security Facility, Sheriff Operations Center, Agricultural Center, Ray Simon Training Center	3.65-5.75	2/1/2007	5/1/2018	\$40,540,000	\$11,725,000	\$4,450,000	\$513,500	\$7,275,000
<b>TOTAL GOVERNMENTAL ACTIVITIES:</b>				<b>\$40,540,000</b>	<b>\$11,725,000</b>	<b>\$4,450,000</b>	<b>\$513,500</b>	<b>\$7,275,000</b>

### 1998A Certificate of Participation (COP) Refinancing

As of Fiscal Year 2012-2013, the total debt remaining on the 1998A COP was \$10,365,000 which included principal and interest to maturity on September 1, 2018. The 2012-2013 gross debt totaled \$1,761,300, which was comprised of a scheduled principal payment of \$1,280,000 and an interest payment of \$481,300. The annual gross debt service payment was offset by \$101,444 in excess interest earnings from the reserve fund invested in a Guaranteed Investment Certificates (GIC) earning

5.66% annually at that time. Accordingly, the annual net debt obligation for Fiscal Year 2012-2013 prior to the refinancing action was \$1,659,856. The annual debt service for the 1998A COP as included in the Adopted Proposed Budget for 2012-2013 was paid with revenue from Public Facilities Fees of \$748,040, Miscellaneous Rents of \$91,604, and a General Fund contribution of \$820,212.

On July 24, 2012, the Board of Supervisors approved a resolution to refinance the 1998A COP through a private placement financing with the Bank of the West, to reduce the County's annual General Fund debt service obligation. The refinancing plan was developed through a collaborative effort by the County Chief Executive Officer, the Debt Advisory Committee, the County's Financial Advisor, and outside special Bond/Tax counsel. The refinancing included the following:

- ◆ An Amended and Restated Facilities Lease/Purchase Agreement between City-County Capital Improvements Financing Authority and the Stanislaus County Capital Improvements Financing Authority;
- ◆ The Facilities Sublease with the Bank of the West;
- ◆ The Assignment Agreement by and between Stanislaus County Capital Improvements Financing Authority and the Bank of the West; and
- ◆ Supplemental Agreement between the County of Stanislaus and Bank of the West.

The refinancing action resulted in the prepayment of the 1998A COP and a new 2012 Lease Refunding Action in the form of a private placement with the Bank of the West

**2012 Lease Refunding**

Subsequent to the 1998A COP refinancing, the 2012-2013 annual gross debt service for the 2012 Lease Refunding was \$1,589,698 which included a principal payment of \$1,314,698 and an interest payment of \$275,000. This reduced debt service obligation resulted in a savings of \$70,158 in Fiscal Year 2012-2013. The following chart reflects the Fiscal Year 2015-2016 activity for the private placement of the 2012 Lease Refunding.

Private Placement	Interest Rate %	Date of Issue	Maturity	Original Borrowing	Remaining Principal Balance to Maturity as of June 30, 2015	2015-2016 Debt Obligation Principal	2015-2016 Debt Obligation Interest	Remaining Principal Balance to Maturity
2012 Lease Refunding Public Administration Center 10th Street Place	1.99	8/1/2012	6/1/2018	\$8,687,050	\$4,594,972	\$1,500,754	\$79,106	\$3,094,218

**Tobacco Endowment Fund Debt Service**

In November 1998, the Attorney's General of 46 states, including California, and the four largest United States tobacco manufactures (OPM's) entered into a master settlement agreement in resolution of cigarette-smoking related litigation. The master settlement agreement released the OPM's from past, present, and future smoking-related claims in exchange for, among other things, certain payments to be made to settling states.

The State of California and various counties, in an effort to manage/mitigate the risks associated with the receipt of the Tobacco Settlement Revenues (TSR's) opted to securitize this revenue stream. On June 6, 2000, the Board of Supervisors authorized the Chief Executive and the Debt Advisory Committee to proceed with the securitization of the County's share of the TSR's by issuing Tobacco Settlement Asset-Backed Bonds.

In March 2002 and March 2006, the County sold their interest in the TSRs and those funds were placed in the Stanislaus Tobacco Endowment Funds – Series 2002 and Series 2006. The original policy recommended that interest earnings from the endowment should be able to be spent by the County annually for purposes so long as they are commingled with the County's General Fund. However, the corpus of the investments held in the endowment funds can only be spent on capital purposes and may not be used for working capital.

In the past, the Board of Supervisors approved the use of funding from the Series 2006 Tobacco Endowment Fund for the design-build construction of the Thomas W. Mayfield Regional Animal Services Facility, and more recently for the Coroner's Project and a 10% cash match requirement for Assembly Bill 900 Phase II (AB 900) Phase II Jail Construction funding as match to the \$80 million in

State lease revenue financing that will be used to construct 552 new jail beds, day reporting center, and intake, release and transportation functions at the Public Safety Center site.

The County has a discipline of repaying the Tobacco Endowment funds both principal and lost earnings as Committed Funds balance in the General Fund to ensure these funds can be preserved and are available for future major capital purposes.

Each of the 2006 Tobacco Endowment financing are outlined in detail below.

Animal Services Debt Service

On October 27, 2009, Stanislaus County entered into a Joint Powers Agency Agreement with the Cities of Modesto, Ceres, Hughson, Patterson and Waterford. The agreement outlines the process that will be followed regarding the debt service payments to repay the County over 25 years for the cost of the construction for the new animal services facility. The payment share for the County and partnering cities is based on the average intake percentage over three fiscal years. The detail of the partner's share and the payment time line is stated in the Joint Powers Agency Agreement. Intake percentages as received from the Joint Powers Agency Director for fiscal year 2007-2008, 2008-2009 and 2009-2010 are as follows:

<b>JPA Partner</b>	<b>2007-2008 Intake</b>	<b>2008-2009 Intake</b>	<b>2009-2010 Intake</b>	<b>Average Percentage</b>
Stanislaus County	43.2%	37.5%	40.9%	40.5%
City of Modesto	41%	45.7%	41.9%	42.9%
City of Ceres	11%	11%	11.2%	11.1%
City of Patterson	2.3%	2.8%	2.7%	2.6%
City of Waterford	1.3%	1.7%	2.1%	1.7%
City of Hughson	1.2%	1.3%	1.2%	1.2%

The County financed the project using funds from the County's 2006 Tobacco Endowment Fund. This financing represented the lowest cost option. Each partner's proportion of capitalized costs is fixed and will include the respective share for interest expense. Both amounts are based upon the average animal intake into the shelter for three fiscal years.

In a separate Memorandum of Understanding (MOU) between the County and City of Modesto related to the disposition of the Animal Services Facility at Finch Road in Modesto, California, the County and the City of Modesto established a 25 year debt service repayment schedule for the repayment to the County for the cost of construction of the new Thomas W. Mayfield Regional Animal Services Facility at Cornucopia Way. The terms include the following provisions:

The County pays 100% of the City's year one debt service costs in years one and two; 75% in year three; 50% in year four; and in Fiscal Year 2015-2016, the County pays 25% in year five. Beginning in year six, the City of Modesto will pay 100% of the City's debt service payment obligation.

2006 Tobacco Endowment Fund Financing Plan for AB 900 Jail Construction and Coroner Re-Use of Medical Arts Building

On December 13, 2011, the Board of Supervisors approved the financing plan through an internal borrowing from the 2006 Tobacco Endowment Fund totaling \$13.2 million to fund the \$7.0 million cash match requirement for AB 900 Phase II Jail Construction funding, and \$6.2 million for the Coroner's Re-Use of the Medical Arts Building in downtown Modesto

The Debt Advisory Committee reviewed and approved the financing plan and recommended the terms of repayment of lost interest earnings to the 2006 Tobacco Endowment Fund include the provision that the aggregate interest rate shall not exceed 4.5% during the term of repayment. This will ensure the total interest paid will not exceed the interest cost if the debt had been issued through a private bank placement at a fixed rate of 4.5%.

The total estimated annual debt service payment over 20 years for the \$13.2 million internal borrowing was anticipated to be a maximum of \$1,037,000, including principal and lost interest earnings. The

actual debt service payment will be calculated on the amount borrowed each period with that period's actual interest rate, not to exceed 4.5%.

Elimination of Debt from the 2006 Tobacco Endowment Fund for the Sheriff Coroner's Project

A significant part of the 2014-2015 Budget Strategy and beyond is to continue to reduce the County's current debt obligations. Toward this goal, the 2014-2015 Final Budget as adopted by the Board of Supervisors on September 16, 2014, included up to \$6.2 million in Assigned fund balance savings set aside to eliminate the debt obligation to construct the new Sheriff Coroner's Facility at County Center III. On November 4, 2014, the Board of Supervisors approved the full project budget for the renovation of a vacant facility, which included a transfer in \$3,983,530 of Unassigned fund balance to the Sheriff Coroner's Facility Capital Project fund, and authorized the Commitment of \$1,771,470 of Assigned Other fund balance to the Capital Acquisition account for the repayment of the original cash drawn down from the 2006 Tobacco Endowment fund. As a result, there will be no annual debt obligation remaining for the new Sheriff Coroner's Facility.

The total debt payment in Fiscal Year 2015-2016 for the AB 900 borrowing is estimated to be \$465,472, as a result of continued draws from the 2006 Tobacco Endowment Fund through this period as the project progresses through the construction phase.

**2013 Lease Refunding**

In order to create capacity in the General Fund for future exposures such as the AB900 Phase II Jail Expansion staffing costs, the Chief Executive Office met with the Debt Advisory Committee to review a debt acceleration strategy for the 2004A & 2004B Certificates of Participation (Gallo Center, 12th St. Office & Garage and Salida Library renovation). This strategy included an internal borrowing from the County Treasury and the one-time buy-down of \$4,650,000 of the debt as part of the refinancing plan. On July 16, 2013, the Board of Supervisors approved the refinancing of the 2004A & B COPs. With the implementation of the debt acceleration strategy, the General Fund contribution will increase by approximately \$1.31 million over the prior fiscal year.

The following charts reflect the Fiscal Year 2015-2016 activity for the private placement of the 2013 Lease Refunding.

Private Placement	Interest Rate %	Date of Issue	Maturity	Original Borrowing	Remaining Principal Balance to Maturity as of June 30, 2015	2015-2016 Debt Obligation Principal	2015-2016 Debt Obligation Interest	Remaining Principal Balance to Maturity
2013 Lease Refunding Gallo Center for the Arts (Formerly 2004 A COP)	1.50	8/1/2013	8/1/2017	\$7,034,400	\$5,315,400	\$1,746,000	\$66,635	\$3,569,400
2013 Lease Refunding 12th Street Office Building and Parking Garage (Formerly 2004 B COP)	1.50	8/1/2013	8/1/2017	\$8,707,649	\$6,579,756	\$2,161,315	\$82,487	\$4,418,441
2013 Lease Refunding Nick Blom Salida Regional Library (Formerly 2004 B COP)	1.50	8/1/2013	8/1/2017	\$3,797,951	\$2,869,844	\$942,685	\$35,978	\$1,927,159

**STAFFING IMPACTS**

**Adopted Proposed Budget**

Total current authorized positions— 0

**Final Budget**

Total current authorized positions— 0

**BUDGET RECOMMENDATIONS**

**Adopted Proposed Budget**

It is recommended that a budget of \$12,116,409 be approved for the Chief Executive Office-Debt Service budget, funded by \$5,022,213 in revenue from building rent, the Criminal Justice Facilities fund, and Public Facilities Fees revenue, and a \$7,094,196 contribution from the General Fund.



Total recommended authorized positions—0

### **Final Budget**

The Department is requesting a technical adjustment to accurately record the intra-fund revenue from rents that are recorded in this budget from the Agricultural Commissioner and Co-Operative Extension. This will require an additional General Fund net county cost contribution of \$71,435. Additionally, the Department is requesting an increase in appropriations of \$37,966 for increased debt service obligation associated with the AB 900 Phase II Jail Expansion Projects One and Two loan from the 2006 Tobacco Endowment Fund. At Proposed Budget, the interest rate used to calculate the debt payment for the fiscal year was 2.576%. The most updated interest rate is 3.000%. Additionally, the projected 4th quarter draw down of cash from the 2006 Tobacco Endowment Fund for AB 900 Phase II Jail Expansion Projects One and Two used to calculate the debt payment was \$3,000,000, while updated projections for the 4th draw down is \$3,457,000.

The department requests for Final Budget are recommended in full. It is recommended that a budget of \$12,225,810 be approved for the Chief Executive Office – Debt Service budget, funded from \$5,022,213 in estimated departmental revenue and a \$7,203,597 contribution from the General Fund.

Total recommended authorized positions—0

**STANISLAUS COUNTY, CALIFORNIA**  
**Fiscal Year 2015-2016**  

---

**FISCAL GENERAL SERVICES**  
**Other General**



**CHIEF EXECUTIVE OFFICE—FOCUS ON PREVENTION**

Budget Unit 0100 0016001  
General Fund

**SERVICES PROVIDED**

The Chief Executive Office – Focus on Prevention Fund is established effective July 1, 2015 to account for the activities and services of the community initiative, Focus on Prevention, approved by the Board of Supervisors on March 31, 2015 as a ten year or longer county-wide transformation process beginning in four areas critical to the quality of life in Stanislaus County:

- ◆ Homelessness;
- ◆ Strengthening Families;
- ◆ Investing in and Supporting Young Children; and
- ◆ Reducing Recidivism.

Focus on Prevention is a multi-sector collaborative process because no one sector alone can resolve the fundamental challenges confronting families and communities in our County. The ten sectors identified for participation include: government, business, non-profit, philanthropy, education, faith, health, neighborhoods, media and arts, sports and entertainment. By breaking down silos, and working together we can increase efficiency and effectiveness, learn “what works” for us, and hold ourselves mutually accountable with our community partners and stakeholders to improve the quality of life among all Stanislaus County’s residents and families. The focus is prevention, requiring that the community as a whole address root causes and not just treat symptoms.

<b>Chief Executive Office - Focus on Prevention</b>					
<b>Classification</b>	<b>2013-2014 Actual</b>	<b>2014-2015 Actual</b>	<b>2015-2016 Adopted Proposed</b>	<b>2015-2016 Recommended Adjustments</b>	<b>2015-2016 Recommended Final Budget</b>
Taxes	\$0	\$0	\$0	\$0	\$0
Licenses, Permits, Franchises	\$0	\$0	\$0	\$0	\$0
Fines, Forfeitures, Penalties	\$0	\$0	\$0	\$0	\$0
Revenue from use of Assets	\$0	\$0	\$0	\$0	\$0
Intergovernmental Revenue	\$0	\$0	\$0	\$0	\$0
Charges for Service	\$0	\$16,257	\$0	\$0	\$0
Miscellaneous Revenue	\$0	\$0	\$0	\$0	\$0
Other Financing Sources	\$0	\$0	\$0	\$0	\$0
<b>Total Revenue</b>	<b>\$0</b>	<b>\$16,257</b>	<b>\$0</b>	<b>\$0</b>	<b>\$0</b>
Salaries and Benefits	\$0	\$0	\$0	\$0	\$0
Services and Supplies	\$0	\$37,175	\$1,000,000	\$0	\$1,000,000
Other Charges	\$0	\$0	\$0	\$0	\$0
Fixed Assets	\$0	\$0	\$0	\$0	\$0
Other Financing Uses	\$0	\$0	\$0	\$0	\$0
Equity	\$0	\$0	\$0	\$0	\$0
Intrafund	\$0	\$0	\$0	\$0	\$0
Contingencies	\$0	\$0	\$0	\$0	\$0
<b>Gross Costs</b>	<b>\$0</b>	<b>\$37,175</b>	<b>\$1,000,000</b>	<b>\$0</b>	<b>\$1,000,000</b>
<b>Fund Balance</b>	<b>\$0</b>	<b>\$0</b>	<b>\$0</b>	<b>\$0</b>	<b>\$0</b>
<b>Net County Cost</b>	<b>\$0</b>	<b>\$20,918</b>	<b>\$1,000,000</b>	<b>\$0</b>	<b>\$1,000,000</b>

\*Net county cost carryover savings included in the 2015-2016 Recommended Final Budget is \$0.

## PROGRAM DISCUSSION

On September 16, 2014, the Board of Supervisors approved the 2014-2015 Adopted Final Budget, which included \$1 million in Appropriations for Contingencies, to support a Prevention Initiative. To date, these funds have not been used as many partners have made fiscal and other resource commitments with us that have helped to defray costs.

The City of Modesto has provided funding support for the venue and luncheon for the first Convening on Homelessness on October 1, 2015; the Chief Executive Office has dedicated net county cost savings to support the existing Homeless Prevention Liaison, a personal services contract position; and many County departments have dedicated staff time to plan the first convening, gather data and analyze homeless demographics in our Community and have further committed funds to support both the Homeless Convening, and preparation for the Strengthening Families Convening. This concept of leveraging support outside the County General Fund will continue throughout the Focus on Prevention Initiative. The goal is to cap administrative costs associated with the Initiative at or under 10% of the total funding provided for Focus on Prevention.

Beginning in 2015-2016 the Focus on Prevention has been established as a separate budget within the Chief Executive Office County Operations. Savings from prior year Prevention funding for convening support of \$110,000 will be requested for roll forward to support operations in the fiscal year, along with the requested 2015-2016 funding of \$1 million. This funding request is consistent with the County Long Range Model which includes annual contributions of \$1 million through 2019-2020. Future year funding will be evaluated and brought before the Board of Supervisors in upcoming County budgets.

At the proposed level of funding, the Department can maintain progress on the Prevention Initiative to complete Phase I and the beginning of Phase II.

### Phase I

Phase I of the Focus on Prevention includes groundwork completed during Fiscal Year 2014-2015 including: establishment of the plan for Facilitation Services; go live of the website Preventionfocus.net;

formation of new collaborative structures, the Stewardship Council to provide vision for the overall prevention project and the Homeless Action Council to seek community input to the prevention of homelessness. Activities planned for Fiscal Year 2015-2016 include continued support to the leadership councils established in the prior year, along with hosting the first Convening on Homelessness scheduled for October 1, 2015. To support community-wide engagement, participation and commitment to transformative change, facilitation services will be provided through an agreement with the Center for Collective Wisdom.

## Phase II

Phase II of the Focus on Prevention will occur in calendar year 2016 with a primary focus on Strengthening Families while continuing support for the learning lessons and action plans for Homelessness Prevention activities and mini-grants. Going forward, Prevention efforts will be sustained through the Stewardship Council and four Action Councils specific to each quality of life issue identified for Focus on Prevention.

## **STAFFING IMPACTS**

### **Adopted Proposed Budget**

Total current authorized positions— 0

### **Final Budget**

Total current authorized positions— 0

## **BUDGET RECOMMENDATIONS**

### **Adopted Proposed Budget**

It is recommended that a budget of \$1 million be approved for Chief Executive Office – Focus on Prevention. This budget is funded from a \$1 million contribution from the General Fund.

Total recommended authorized positions— 0

### **Final Budget**

There are no recommended changes in funding to this budget.

Total recommended authorized positions— 0

**STANISLAUS COUNTY, CALIFORNIA**  
**Fiscal Year 2015-2016**



**FISCAL GENERAL SERVICES**  
**Other General**

**CHIEF EXECUTIVE OFFICE—GENERAL FUND CONTRIBUTION TO OTHER PROGRAMS**

Budget Unit 0100 0016401  
 General Fund

**SERVICES PROVIDED**

The Chief Executive Office – General Fund Contribution to Other Programs budget has been established to fund those programs for which no State or Federal mandate exists. These programs have a General Fund contribution as a result of a Board of Supervisors’ policy decision or contractual obligation. This budget also includes payments to outside agencies. These programs were previously funded through the General Fund Match and Support budget but were extracted into a separate budget for ease of accounting and reporting.

<b>Chief Executive Office - General Fund Contribution to Other Programs</b>					
<b>Classification</b>	<b>2013-2014 Actual</b>	<b>2014-2015 Actual</b>	<b>2015-2016 Adopted Proposed</b>	<b>2015-2016 Recommended Adjustments</b>	<b>2015-2016 Recommended Final Budget</b>
Taxes	\$0	\$0	\$0	\$0	\$0
Licenses, Permits, Franchises	\$0	\$0	\$0	\$0	\$0
Fines, Forfeitures, Penalties	\$0	\$0	\$0	\$0	\$0
Revenue from use of Assets	\$0	\$0	\$0	\$0	\$0
Intergovernmental Revenue	\$0	\$0	\$0	\$0	\$0
Charges for Service	\$0	\$0	\$0	\$0	\$0
Miscellaneous Revenue	\$0	\$0	\$0	\$0	\$0
Other Financing Sources	\$0	\$0	\$0	\$0	\$0
<b>Total Revenue</b>	<b>\$0</b>	<b>\$0</b>	<b>\$0</b>	<b>\$0</b>	<b>\$0</b>
Salaries and Benefits	\$0	\$0	\$0	\$0	\$0
Services and Supplies	(\$2,538,680)	\$0	\$0	\$0	\$0
Other Charges	\$3,319,089	\$3,000,477	\$3,766,617	(\$2,283)	\$3,764,334
Fixed Assets	\$0	\$0	\$0	\$0	\$0
Other Financing Uses	\$6,522,204	\$18,850,625	\$3,191,752	\$112,382	\$3,304,134
Equity	\$0	\$0	\$0	\$0	\$0
Intrafund	\$0	\$0	\$0	\$0	\$0
Contingencies	\$0	\$0	\$0	\$0	\$0
<b>Gross Costs</b>	<b>\$7,302,613</b>	<b>\$21,851,102</b>	<b>\$6,958,369</b>	<b>\$110,099</b>	<b>\$7,068,468</b>
Fund Balance	\$0	\$0	\$0	\$0	\$0
<b>Net County Cost</b>	<b>\$7,302,613</b>	<b>\$21,851,102</b>	<b>\$6,958,369</b>	<b>\$110,099</b>	<b>\$7,068,468</b>

\*Net county cost carryover savings included in the 2015-2016 Recommended Final Budget is \$0.

**PROGRAM DISCUSSION**

At the proposed level of funding, the Department can maintain funding for programs and agencies based on contractual obligations and Board of Supervisors policy decisions. Funding for those programs that have a State or Federal requirement for local dollars as match or maintenance of effort are in the Mandated Match budget in order to receive State and Federal funding. As part of the Proposed Budget for Fiscal Year 2015-2016, it is recommended that funding for the Department of Environmental Resource of \$575,644, be moved to the Mandated Match budget to accurately reflect the funding as maintenance of effort to receive 1991 health realignment revenue.

Other recommendations for the CEO – General Fund Contribution to Other Programs budget include:

- ◆ A decrease of \$15 million of one-time funds for the Health Services Agency long-term deficit repayment that was included in the 2014-2015 Adopted Final Budget;
- ◆ A decrease of \$122,486 for the Public Works Department’s Geographic Interface System (GIS) system costs associated with General Fund users. These costs and funding have been distributed to the General Fund user departments;
- ◆ An increase of \$13,066 in Sheriff Court Security costs as mandated by SB 1021;
- ◆ An increase of \$57,325 to fund the Stanislaus Animal Services Agency’s 2015-2016 budget, as approved by the Animal Services Joint Powers Agency Board of Directors on March 19, 2015;
- ◆ An increase of \$33,150 to fund the Chief Executive Office – County Fire Service Fund costs associated with the Fire Prevention Bureau one-stop location at Tenth Street Place;
- ◆ An increase of \$7,630 to fully fund the Law Library; and
- ◆ An increase of \$426 to fully fund commercial insurance costs for the 12<sup>th</sup> Street Office Building.

General Fund contributions for the various departments and programs supported by this budget are listed on the following chart.

Recommended Proposed Budget

Fund/Department	2014-2015 Adopted Final Budget	Recommended Adjustments	2015-2016 Recommended Proposed Budget
Area Agency on Aging	\$ 292,922	\$ -	\$ 292,922
CEO Countywide Fire Services	179,838	33,150	212,988
CEO DOJ Alcohol & Drug	55,543	-	55,543
DA Real Estate Fraud	153,115	-	153,115
DA Victim Witness	3,328	-	3,328
Environmental Resources	575,664	(575,664)	-
GSA 12th St Office Building	24,869	426	25,295
HSA Deficit Repayment	16,816,447	(15,000,000)	1,816,447
Library	491,810	-	491,810
Public Works	167,486	(122,486)	45,000
Sheriff Court Security	82,238	13,066	95,304
Stanislaus Animal Services Agency	1,374,777	57,325	1,432,102
Law Library	46,610	7,630	54,240
Local Area Formation Commission	190,888	-	190,888
North McHenry Tax Sharing	2,085,105	-	2,085,105
Stanislaus Council of Governments	4,282	-	4,282
<b>Other General Fund Contributions Total</b>	<b>\$ 22,544,922</b>	<b>\$ (15,586,553)</b>	<b>\$ 6,958,369</b>

**STAFFING IMPACTS**

**Adopted Proposed Budget**

Total current authorized positions— 0

**Final Budget**

Total current authorized positions— 0

## BUDGET RECOMMENDATIONS

### Adopted Proposed Budget

It is recommended that a budget of \$6,958,369 be approved for the Chief Executive Office – General Fund Contribution to Other Programs. This budget is funded from a \$6,958,369 contribution from the General Fund.

Total recommended authorized positions— 0

### Final Budget

As part of the Final Budget, technical adjustments are recommended to recognize current operational impacts to match agreements, as follows:

- ◆ Increase County Court Security by \$8,827 to recognize projections for general county overhead charges to this budget, based on actual experience through year-end 2014-2015; these costs are not eligible for public safety realignment funding and must be supported by a General Fund contribution;
- ◆ Decrease Local Area Formation Commission (LAFCO) by \$2,283 to align the General Fund contribution to the actual experience through year-end 2014-2015 and consistent with current audits;
- ◆ Increase Environmental Resources by \$103,555 to fund management oversight for the Code Enforcement Unit, along with one-time costs to support the position, which is part of the phased restoration of code enforcement activities to a seven-day a week operation.

### Recommended Final Budget

Fund/Department	2015-2016 Adopted Proposed Budget	Recommended Adjustments	2015-2016 Recommended Final Budget
Area Agency on Aging	\$ 292,922	\$ -	\$ 292,922
CEO Countywide Fire Services	212,988	-	212,988
CEO DOJ Alcohol & Drug	55,543	-	55,543
DA Real Estate Fraud	153,115	-	153,115
DA Victim Witness	3,328	-	3,328
Environmental Resources	-	103,555	103,555
GSA 12th St Office Building	25,295	-	25,295
HSA Deficit Repayment	1,816,447	-	1,816,447
Library	491,810	-	491,810
Public Works	45,000	-	45,000
Sheriff Court Security	95,304	8,827	104,131
Stanislaus Animal Services Agency	1,432,102	-	1,432,102
Law Library	54,240	-	54,240
Local Area Formation Commission	190,888	(2,283)	188,605
North McHenry Tax Sharing	2,085,105	-	2,085,105
Stanislaus Council of Governments	4,282	-	4,282
<b>Other General Fund Contributions Total</b>	<b>\$ 6,958,369</b>	<b>\$ 110,099</b>	<b>\$ 7,068,468</b>

The department requests for Final Budget are recommended in full. It is recommended that a budget of \$7,068,468 be approved for the Chief Executive Office – General Fund Contribution to Other Programs. This budget is funded from a \$7,068,468 contribution from the General Fund.

Total recommended authorized positions— 0

**STANISLAUS COUNTY, CALIFORNIA**  
**Fiscal Year 2015-2016**  
**FISCAL GENERAL SERVICES**  
**Other General**



**CHIEF EXECUTIVE OFFICE—GENERAL FUND MATCH VEHICLE LICENSE FEE**

Budget Unit 0100 0016051  
 General Fund

**SERVICES PROVIDED**

This budget receives and distributes Vehicle License Fee realignment revenue and is used to fund Stanislaus County Public Health, Mental Health and Social Service programs. This revenue constitutes forty percent (40%) of the Realignment Trust and is a major funding source for County health programs. Vehicle License Fee General Fund monies received by the County are transferred to the programs within the Realignment Trust Funds.

Public Health realignment funds are apportioned according to the following percentages set by the Board of Supervisors policy: Public Health – 72%, Environmental Resources – 17% and Clinics and Ancillary Services – 11%. As a result of the implementation of the Medi-Cal Expansion component of the Patient Protection and Affordable Care Act, and as required by Assembly Bill 85 (AB 85), there is no apportionment for the Indigent Health Care Program due to the lower level of spending required in the Medically Indigent Adult (MIA) program.

<b>Chief Executive Office - General Fund Match - VLF</b>					
<b>Classification</b>	<b>2013-2014 Actual</b>	<b>2014-2015 Actual</b>	<b>2015-2016 Adopted Proposed</b>	<b>2015-2016 Recommended Adjustments</b>	<b>2015-2016 Recommended Final Budget</b>
Taxes	\$0	\$0	\$0	\$0	\$0
Licenses, Permits, Franchises	\$0	\$0	\$0	\$0	\$0
Fines, Forfeitures, Penalties	\$0	\$0	\$0	\$0	\$0
Revenue from use of Assets	\$0	\$0	\$0	\$0	\$0
Intergovernmental Revenue	\$13,292,621	\$21,889,201	\$14,247,454	\$0	\$14,247,454
Charges for Service	\$0	\$0	\$0	\$0	\$0
Miscellaneous Revenue	\$0	\$0	\$0	\$0	\$0
Other Financing Sources	\$0	\$0	\$0	\$0	\$0
<b>Total Revenue</b>	<b>\$13,292,621</b>	<b>\$21,889,201</b>	<b>\$14,247,454</b>	<b>\$0</b>	<b>\$14,247,454</b>
Salaries and Benefits	\$0	\$0	\$0	\$0	\$0
Services and Supplies	\$0	\$0	\$0	\$0	\$0
Other Charges	\$0	\$0	\$0	\$0	\$0
Fixed Assets	\$0	\$0	\$0	\$0	\$0
Other Financing Uses	\$13,292,621	\$21,889,201	\$14,247,454	\$0	\$14,247,454
Equity	\$0	\$0	\$0	\$0	\$0
Intrafund	\$0	\$0	\$0	\$0	\$0
Contingencies	\$0	\$0	\$0	\$0	\$0
<b>Gross Costs</b>	<b>\$13,292,621</b>	<b>\$21,889,201</b>	<b>\$14,247,454</b>	<b>\$0</b>	<b>\$14,247,454</b>
Fund Balance	\$0	\$0	\$0	\$0	\$0
<b>Net County Cost</b>	<b>\$0</b>	<b>\$0</b>	<b>\$0</b>	<b>\$0</b>	<b>\$0</b>

\*Net county cost carryover savings included in the 2015-2016 Recommended Final Budget is \$0.

**PROGRAM DISCUSSION**

At the proposed level of funding, the Department will continue to distribute Vehicle License Fee realignment revenue in support of the health, mental health and social services programs.



As part of the enacted State Budget for Fiscal Year 2013-2014, Assembly Bill 85 (AB 85) detailed budget adjustments for health and human services. Included in AB 85 was the redirection of funds out of County health programs back to the State, as part of Health Care Reform. The State then uses the redirected funds to support social services programs administered locally, including CalWORKs. AB 85 further revised the allocation of Vehicle License Fee realignment revenue between the Health Subaccount and the Social Services Subaccount; however, this change was not included in the County's 2014-2015 Adopted Final Budget. As a result, it is recommended that Vehicle License Fee estimated revenue increase by \$8 million over the 2014-2015 Adopted Final Budget.

## **STAFFING IMPACTS**

### **Adopted Proposed Budget**

Total current authorized positions— 0

### **Final Budget**

Total current authorized positions— 0

## **BUDGET RECOMMENDATIONS**

### **Adopted Proposed Budget**

It is recommended that a budget of \$14,247,454 be approved for the Chief Executive Office – General Fund Match Vehicle License Fee. This budget is funded entirely through Vehicle License Fees collected by the State.

Total recommended authorized positions— 0

### **Final Budget**

There are no recommended changes in funding to this budget.

Total recommended authorized positions— 0

**STANISLAUS COUNTY, CALIFORNIA**  
**Fiscal Year 2015-2016**  
**FISCAL GENERAL SERVICES**  
**Other General**



**CHIEF EXECUTIVE OFFICE—MANDATED COUNTY MATCH**

Budget Unit 0100 0016061  
 General Fund

**SERVICES PROVIDED**

The Chief Executive Office – Mandated County Match budget contains local funds used to leverage Federal and State funding for a variety of programs and functions that have a mandated match or maintenance of effort requirement.

<b>Chief Executive Office - Mandated County Match</b>					
<b>Classification</b>	<b>2013-2014 Actual</b>	<b>2014-2015 Actual</b>	<b>2015-2016 Adopted Proposed</b>	<b>2015-2016 Recommended Adjustments</b>	<b>2015-2016 Recommended Final Budget</b>
Taxes	\$0	\$0	\$0	\$0	\$0
Licenses, Permits, Franchises	\$0	\$0	\$0	\$0	\$0
Fines, Forfeitures, Penalties	\$0	\$114	\$0	\$0	\$0
Revenue from use of Assets	\$0	\$0	\$0	\$0	\$0
Intergovernmental Revenue	\$0	\$0	\$0	\$0	\$0
Charges for Service	\$0	\$0	\$0	\$0	\$0
Miscellaneous Revenue	\$0	\$0	\$0	\$0	\$0
Other Financing Sources	\$2,066,758	\$2,213,667	\$0	\$0	\$0
<b>Total Revenue</b>	<b>\$2,066,758</b>	<b>\$2,213,781</b>	<b>\$0</b>	<b>\$0</b>	<b>\$0</b>
Salaries and Benefits	\$0	\$0	\$0	\$0	\$0
Services and Supplies	\$0	\$0	\$0	\$0	\$0
Other Charges	\$0	\$0	\$0	\$0	\$0
Fixed Assets	\$0	\$0	\$0	\$0	\$0
Other Financing Uses	\$15,931,720	\$17,281,093	\$18,025,276	\$0	\$18,025,276
Equity	\$0	\$0	\$0	\$0	\$0
Intrafund	\$0	\$0	\$0	\$0	\$0
Contingencies	\$0	\$0	\$0	\$0	\$0
<b>Gross Costs</b>	<b>\$15,931,720</b>	<b>\$17,281,093</b>	<b>\$18,025,276</b>	<b>\$0</b>	<b>\$18,025,276</b>
Fund Balance	\$0	\$14,880,690	\$0	\$0	\$0
<b>Net County Cost</b>	<b>\$13,864,962</b>	<b>\$186,622</b>	<b>\$18,025,276</b>	<b>\$0</b>	<b>\$18,025,276</b>

\*Net county cost carryover savings included in the 2015-2016 Recommended Final Budget is \$0.

**PROGRAM DISCUSSION**

At the proposed level of funding, the Department can maintain funding for those programs that have a State or Federal requirement for local dollars as match or maintenance of effort, in order to receive State and Federal funding. Funding for those programs that receive General Fund revenue based on contractual obligations and Board of Supervisors policy decisions, and contributions to outside agencies, are in the General Fund Contribution to Other Programs budget.

As part of the Proposed Budget for Fiscal Year 2015-2016, it is recommended that \$762,537 for the Department of Environmental Resources be included in the Mandated Match budget to accurately reflect the funding as mandated maintenance of effort to receive 1991 health realignment revenue and to support an increase in code enforcement levels of service. In previous years, funding for the Department of Environmental Resources was reflected in the General Fund Contribution to Other Programs budget.

Other adjustments to programs funded in the Chief Executive Office – Mandated Match budget include:

- ◆ An overall decrease of \$1.8 million in funding for all programs in the Community Services Agency, with a true-up between programs to accurately reflect realignment maintenance of effort/match;
- ◆ An overall decrease of \$602,584 in funding for all programs in the Health Services Agency, with a true-up between programs to accurately reflect realignment maintenance of effort funding; and
- ◆ An increase of \$31,552 to fully fund costs associated with the Behavioral Health and Recovery Services Public Guardian, which is a mandated County responsibility.

The Mandated County Match for the various departments and programs supported by the General Fund are listed on the following chart:

Fund/Department	2014-2015		2015-2016
	Adopted Final Budget	Recommended Adjustments	Recommended Proposed Budget
BHRS Mental Health	\$ 825,359	\$ -	\$ 825,359
BHRS Public Guardian	1,124,013	31,552	1,155,565
CSA General Assistance	540,703	-	540,703
CSA IHSS Provider Wages	1,954,262	3,480	1,957,742
CSA PA Admin	-	21,128	21,128
CSA PA Benefits	90,237	(90,237)	-
CSA Public Economic Asst	5,324,949	(1,774,371)	3,550,578
CSA Services & Support	3,404,289	40,000	3,444,289
DER	-	762,537	762,537
HSA Clinics and Ancillary Services	3,113,397	-	3,113,397
HSA Indigent Health Care	2,452,087	(2,152,087)	300,000
HSA Public Health	804,475	1,549,503	2,353,978
<b>Mandated County Match Total</b>	<b>\$ 19,633,771</b>	<b>\$ (1,608,495)</b>	<b>\$ 18,025,276</b>

## STAFFING IMPACTS

### Adopted Proposed Budget

Total current authorized positions— 0

### Final Budget

Total current authorized positions— 0

## BUDGET RECOMMENDATIONS

### Adopted Proposed Budget

It is recommended that a budget of \$18,025,276 be approved for the Chief Executive Office – Mandated Match. This budget is funded from a \$18,025,276 contribution from the General Fund.

Total recommended authorized positions— 0

### Final Budget

There are no recommended changes in funding to this budget.

Total recommended authorized positions— 0

**STANISLAUS COUNTY, CALIFORNIA**  
**Fiscal Year 2015-2016**



**FISCAL GENERAL SERVICES**  
**Plant Acquisition**

**CHIEF EXECUTIVE OFFICE—PLANT ACQUISITION**

Budget Unit 0100 0016031  
 General Fund

**SERVICES PROVIDED**

The Plant Acquisition budget provides funding for the acquisition, repair, and remodel of existing and new County facilities.

<b>Chief Executive Office - Plant Acquisition</b>					
<b>Classification</b>	<b>2013-2014 Actual</b>	<b>2014-2015 Actual</b>	<b>2015-2016 Adopted Proposed</b>	<b>2015-2016 Recommended Adjustments</b>	<b>2015-2016 Recommended Final Budget</b>
Taxes	\$0	\$0	\$0	\$0	\$0
Licenses, Permits, Franchises	\$0	\$0	\$0	\$0	\$0
Fines, Forfeitures, Penalties	\$0	\$0	\$0	\$0	\$0
Revenue from use of Assets	\$0	\$0	\$0	\$0	\$0
Intergovernmental Revenue	\$0	\$0	\$0	\$0	\$0
Charges for Service	\$0	\$0	\$0	\$0	\$0
Miscellaneous Revenue	\$0	\$350,052	\$0	\$0	\$0
Other Financing Sources	\$125,000	\$361,053	\$60,000	\$0	\$60,000
<b>Total Revenue</b>	<b>\$125,000</b>	<b>\$711,105</b>	<b>\$60,000</b>	<b>\$0</b>	<b>\$60,000</b>
Salaries and Benefits	\$72,841	\$142,488	\$65,855	\$0	\$65,855
Services and Supplies	\$1,103,280	\$1,813,948	\$3,283,500	\$0	\$3,283,500
Other Charges	\$5,797	\$2,926	\$3,180	\$0	\$3,180
Fixed Assets					
Buildings & Improvements	\$0	\$114,673	\$0	\$0	\$0
Other Financing Uses	\$4,017,407	\$0	\$0	\$0	\$0
Equity	\$0	\$0	\$0	\$0	\$0
Intrafund	\$0	\$0	\$0	\$0	\$0
Contingencies	\$0	\$0	\$0	\$0	\$0
<b>Gross Costs</b>	<b>\$5,199,325</b>	<b>\$2,074,035</b>	<b>\$3,352,535</b>	<b>\$0</b>	<b>\$3,352,535</b>
Fund Balance	\$0	\$0	\$0	\$0	\$0
<b>Net County Cost</b>	<b>\$5,074,325</b>	<b>\$1,362,930</b>	<b>\$3,292,535</b>	<b>\$0</b>	<b>\$3,292,535</b>

\*Net county cost carryover savings included in the 2015-2016 Recommended Final Budget is \$0.

**PROGRAM DISCUSSION**

At the proposed level of funding, the Chief Executive office – Plant Acquisition budget provides funding of \$2.0 million for deferred maintenance of several of the County facilities including parking lot improvements at several of the campuses, alarm and badge system for 801 11<sup>th</sup> Street and several other minor maintenance projects, as well as \$200,000 for safety-related improvements. Funds are also available for code required testing, asbestos and lead testing, security at the former Honor Farm through disposition and sale of the facility, and other miscellaneous costs as required for the acquisition, repair and remodeling of existing and new County facilities including legal services, architectural services, geotechnical and civil services. Similar to the prior fiscal year, the base budget includes \$900,000 for multiple projects including the following: \$400,000 is requested for booster pump upgrades necessary at the public safety center site to replace the existing high pressure fire triplex water booster pump system. Upgrades to the existing system will ensure at full build out of the AB 900 Phase II Jail Expansion projects, the site has sufficient water pressure to operate efficiently.

The budget also includes \$175,000 to fund the County's share of costs for improvements to the Scenic Drive Safety Improvements at County Center II. Additionally, \$200,000 is included to perform minor renovations at the Harvest Hall. Finally, the budget includes \$125,000 for professional services including programming and legal services. The remainder of the budget of \$192,535 will support services and supplies including office supplies, postage, and outside printing, and various professional services such as geotechnical, civil engineering, plan check services, and engineering services.

## **STAFFING IMPACTS**

### **Adopted Proposed Budget**

Total current authorized positions— 0

### **Final Budget**

Total current authorized positions— 0

## **BUDGET RECOMMENDATIONS**

### **Adopted Proposed Budget**

It is recommended that a budget of \$3,352,535 be approved for the Chief Executive Office – Plant Acquisition budget. This budget is funded from \$60,000 in estimated department revenue from insurance proceeds, and a \$3,292,535 contribution from the General Fund. At this level of funding, the Department prioritizes funding for the acquisition, repair and remodel of existing and new County facilities.

There are no recommended changes in funding to this budget.

Total recommended authorized positions— 0

### **Final Budget**

There are no recommended changes in funding to this budget.

Total recommended authorized positions— 0

**STANISLAUS COUNTY, CALIFORNIA**  
**Fiscal Year 2015-2016**



**FISCAL GENERAL SERVICES**  
**Other General**

**CHIEF EXECUTIVE OFFICE—RISK MANAGEMENT DIVISION**  
**DENTAL SELF-INSURANCE**

Fiscal Unit 5101 0018101  
 Internal Service Fund

**SERVICES PROVIDED**

The Dental Self-Insurance budget provides for dental benefits and services for approximately 3,500 full-time County employees, COBRA participants, and their families. The claims administration for the County's self-insured dental program will continue to be provided by Delta Dental.

**FUND/CASH BALANCE**

As of July 1, 2015, this fund had a positive retained earnings balance of \$812,190 compared to the July 1, 2014 positive balance of \$981,733. This fund had a positive cash balance of \$1,052,969 compared to the July 1, 2014 positive balance of \$1,237,842. The decrease in the fund's cash and retained earnings balance is due to the planned use of retained earnings in Fiscal Year 2014-2015 when dental rates were reduced 10%, effective January 1, 2014, and continued through calendar year 2015. This should result in a further decrease in both cash and retained earnings in Fiscal Year 2015-2016. The difference between the cash and retained earnings balance is due to the non-cash items listed on the balance sheet, such as Accounts Payable and the liability for dental claims that have been incurred, but not reported and paid.

<b>Chief Executive Office - Dental Self-Insurance</b>					
<b>Classification</b>	<b>2013-2014 Actual</b>	<b>2014-2015 Actual</b>	<b>2015-2016 Adopted Proposed</b>	<b>2015-2016 Recommended Adjustments</b>	<b>2015-2016 Recommended Final Budget</b>
Taxes	\$0	\$0	\$0	\$0	\$0
Licenses, Permits, Franchises	\$0	\$0	\$0	\$0	\$0
Fines, Forfeitures, Penalties	\$0	\$0	\$0	\$0	\$0
Revenue from use of Assets	\$11,187	\$10,299	\$10,000	\$0	\$10,000
Intergovernmental Revenue	\$0	\$0	\$0	\$0	\$0
Charges for Service	\$3,434,712	\$3,594,183	\$3,778,000	\$0	\$3,778,000
Miscellaneous Revenue	\$0	\$0	\$0	\$0	\$0
Other Financing Sources	\$0	\$0	\$0	\$0	\$0
<b>Total Revenue</b>	<b>\$3,445,899</b>	<b>\$3,604,482</b>	<b>\$3,788,000</b>	<b>\$0</b>	<b>\$3,788,000</b>
Salaries and Benefits	\$0	\$0	\$0	\$0	\$0
Services and Supplies	\$3,460,430	\$3,755,754	\$4,122,019	\$0	\$4,122,019
Other Charges	\$36,627	\$40,862	\$40,981	\$0	\$40,981
Fixed Assets	\$0	\$0	\$0	\$0	\$0
Other Financing Uses	\$0	\$0	\$0	\$0	\$0
Equity	\$0	\$0	\$0	\$0	\$0
Intrafund	\$0	\$0	\$0	\$0	\$0
Contingencies	\$0	\$0	\$0	\$0	\$0
<b>Gross Costs</b>	<b>\$3,497,057</b>	<b>\$3,796,616</b>	<b>\$4,163,000</b>	<b>\$0</b>	<b>\$4,163,000</b>
Retained Earnings	\$51,158	\$192,134	\$375,000	\$0	\$375,000
<b>Net County Cost</b>	<b>\$0</b>	<b>\$0</b>	<b>\$0</b>	<b>\$0</b>	<b>\$0</b>

\* Net county cost carryover savings included in the 2015-2016 Recommended Final Budget is \$0.

## **PROGRAM DISCUSSION**

At the proposed level of funding, the Dental Self-Insurance budget will finance the payment of dental claims and claims administration through Delta Dental's Preferred Provider Organization (PPO) network. This budget is funded through revenue from County departments, employee premium cost share, and COBRA participants.

The County reached an agreement with County labor organizations for the period of January 1, 2015 – December 31, 2017, which included continuing the existing "core" dental plan and adding a new "buy up" dental plan for employees who prefer to upgrade their dental benefits to include a higher annual plan maximum per member, orthodontia for eligible dependent children (\$2,000 lifetime maximum benefit per child), and access to the Delta Premier network at a lower cost. The "buy up" plan is available to employees at a higher employee contribution. If elected, employees must remain on the "buy up" dental plan for three years to ensure that premium contributions adequately offset enhanced benefit costs. In addition, rates for the "core" dental plan are subsidized by 10% for calendar year 2015 by using retained earnings in the program.

The Dental Self-Insurance budget is supported by positions funded in the Chief Executive Office – Risk Management Division, a General Fund budget.

## **STAFFING IMPACTS**

### **Adopted Proposed Budget**

Total current authorized positions— 0

### **Final Budget**

Total current authorized positions— 0

## **BUDGET RECOMMENDATIONS**

### **Adopted Proposed Budget**

It is recommended that a budget of \$4,163,000 be approved for Chief Executive Office – Risk Management Division Dental Self-Insurance. This budget is funded by \$3,788,000 in estimated department revenue and \$375,000 in departmental Retained Earnings.

Total recommended authorized positions— 0

### **Final Budget**

There are no recommended changes in funding to this budget.

Total recommended authorized positions—0

**STANISLAUS COUNTY, CALIFORNIA**

**Fiscal Year 2015-2016**

**FISCAL GENERAL SERVICES**

**Other General**



**CHIEF EXECUTIVE OFFICE—RISK MANAGEMENT DIVISION**

**GENERAL LIABILITY SELF-INSURANCE**

Budget Unit 5051 0018051

Internal Service Fund

**SERVICES PROVIDED**

The General Liability Self-Insurance budget provides for the funding of property, casualty, surety, fiduciary and excess insurance; claim losses; self-insured retention; legal defense; actuarial services and operations/general County overhead.

**FUND/CASH BALANCE**

As of July 1, 2015, this fund had a negative retained earnings balance of \$526,986 compared to the July 1, 2014 negative balance of \$1,328,554. This fund had a positive cash balance of \$3,507,408 compared to the July 1, 2014 positive balance of \$3,272,344. The increase in the fund's cash and retained earnings balance reflects the third year of a five-year repayment plan of the retained earnings deficit in the 2014-2015 Fiscal Year and a decrease in the value of the fund's claims that have been incurred but not reported and paid. The difference between the cash and retained earnings balance is due to the non-cash items listed on the balance sheet, such as Accounts Payable and claims that have been incurred, but not reported and paid. In Fiscal Year 2015-2016, the planned deficit repayment will remain at \$450,000.

<b>Chief Executive Office - General Liability</b>					
<b>Classification</b>	<b>2013-2014 Actual</b>	<b>2014-2015 Actual</b>	<b>2015-2016 Adopted Proposed</b>	<b>2015-2016 Recommended Adjustments</b>	<b>2015-2016 Recommended Final Budget</b>
Taxes	\$0	\$0	\$0	\$0	\$0
Licenses, Permits, Franchises	\$0	\$0	\$0	\$0	\$0
Fines, Forfeitures, Penalties	\$0	\$0	\$0	\$0	\$0
Revenue from use of Assets	\$25,938	\$20,531	\$15,000	\$0	\$15,000
Intergovernmental Revenue	\$0	\$0	\$0	\$0	\$0
Charges for Service	\$4,411,448	\$4,580,829	\$5,315,725	\$0	\$5,315,725
Miscellaneous Revenue	\$3,881	\$51	\$0	\$0	\$0
Other Financing Sources	\$4,138,680	\$0	\$0	\$0	\$0
<b>Total Revenue</b>	<b>\$8,579,947</b>	<b>\$4,601,411</b>	<b>\$5,330,725</b>	<b>\$0</b>	<b>\$5,330,725</b>
Salaries and Benefits	\$0	\$0	\$0	\$0	\$0
Services and Supplies	\$7,375,662	\$3,965,811	\$4,704,977	\$0	\$4,704,977
Other Charges	\$209,458	\$194,564	\$175,748	\$0	\$175,748
Fixed Assets	\$0	\$0	\$0	\$0	\$0
Other Financing Uses	\$0	\$0	\$0	\$0	\$0
Equity	\$0	\$0	\$0	\$0	\$0
Intrafund	\$0	\$0	\$0	\$0	\$0
Contingencies	\$0	\$0	\$0	\$0	\$0
<b>Gross Costs</b>	<b>\$7,585,120</b>	<b>\$4,160,375</b>	<b>\$4,880,725</b>	<b>\$0</b>	<b>\$4,880,725</b>
Retained Earnings	(\$994,827)	(\$441,036)	(\$450,000)	\$0	(\$450,000)
<b>Net County Cost</b>	<b>\$0</b>	<b>\$0</b>	<b>\$0</b>	<b>\$0</b>	<b>\$0</b>

\*Net county cost carryover savings included in the 2015-2016 Recommended Final Budget is \$0.



## **PROGRAM DISCUSSION**

At the proposed level of funding, the General Liability Self-Insurance budget provides for the payment of property, aircraft, watercraft, fiduciary, and excess insurance coverage. In addition, funds are provided to pay liability and auto losses, attorney fees and costs, and settlements as well as some operational expenses. This budget is funded primarily by \$5.3 million in departmental charges and \$15,000 in interest earnings.

The basis of the auto and general liability charges includes an experience and exposure component. The experience component for both auto and general liability represents 70% of the charges and reflects seven years of loss history allocated by department. The loss history includes costs related to the defense and possible settlement of cases filed against specific departments. The exposure component of auto liability represents 30% of the charges, and is based upon the number of full-time and part-time employees allocated to each department as well as the number of miles driven in the past calendar year.

The General Liability Fund began the 2011-2012 Fiscal Year with a \$1.7 million retained earnings deficit. This was the result of actuarial reviews reporting that the liability for current and future losses was greater than the cash in the program. A deficit repayment plan was adopted in the 2012-2013 Proposed Budget that included paying back the deficit over five years in the amount of \$350,000 per year. In Fiscal Year 2013-2014, the deficit repayment was increased to \$450,000 for that year and the remaining three years of the repayment plan. All revenue received that is in excess of expenditures each year will contribute toward the repayment of the deficit as well as possible decreases in the liability for current and future losses. This is the fourth year of the five-year deficit repayment plan.

This budget includes appropriations that are expected to fund insurance premiums and essential operational expenses. Excess insurance premiums are anticipated to increase by approximately \$700,000 for all General and Auto Liability programs in Fiscal Year 2015-2016. In addition, costs for several significant litigated cases are included in this budget; however, it is uncertain whether the amount of this funding will be sufficient for those cases during the fiscal year. This budget will be monitored closely throughout the year and returned to the Board should additional appropriations be required. This budget reflects funding at the 90% confidence level as recommended in the September 2014 Actuarial Review of the Self-Insured Liability Program prepared by Bickmore Risk Services.

In order to mitigate risk in this program, the Risk Management Division purchases excess insurance for claims and defense costs that exceed the County's self-insured retention (similar to an insurance deductible) of \$250,000. The County pays all costs as they are incurred, and then the amounts that exceed the self-insured retention are reimbursed by the insurance carrier. This funding is recorded as an offset to expenditures in the General Liability Fund.

The General Liability Self-Insurance budget is supported by positions funded in the Chief Executive Office – Risk Management Division, a General Fund budget. Litigated cases are being handled by outside defense counsel and staff in the Chief Executive Office – Risk Management Division in conjunction with County Counsel.

## **STAFFING IMPACTS**

### **Adopted Proposed Budget**

Total current authorized positions— 0

### **Final Budget**

Total current authorized positions— 0

## **BUDGET RECOMMENDATIONS**

### **Adopted Proposed Budget**

It is recommended that a budget of \$4,880,725 be approved for Chief Executive Office – Risk Management Division General Liability Self-Insurance. This budget is funded by \$5,330,725 in estimated department revenue and contributes \$450,000 to departmental Retained Earnings.

Total recommended authorized positions— 0

### **Final Budget**

There are no recommended changes in funding to this budget.

Total recommended authorized positions— 0

**STANISLAUS COUNTY, CALIFORNIA**  
**Fiscal Year 2015-2016**

**FISCAL GENERAL SERVICES**  
**Other General**



**CHIEF EXECUTIVE OFFICE—RISK MANAGEMENT DIVISION**  
**MEDICAL SELF-INSURANCE**

Budget Unit 5091 0018091  
Internal Service Fund

**SERVICES PROVIDED**

The Medical Self-Insurance budget provides funding for medical insurance for approximately 3,800 participants, including full-time County employees, COBRA participants, pre-Medicare (under age 65) retirees, and their families. Depending on where participants reside, they are either enrolled in the Stanislaus County Partners in Health (SCPH) or Anthem Blue Cross plan. Within each of those plans, participants have the option of choosing a High Deductible Health Plan (HDHP) or Exclusive Provider Organization (EPO) plan. The HDHP option is accompanied by a Health Savings Account (HSA) that is funded by both Stanislaus County and employee contributions. There are approximately 200 retiree participants who pay 100% of their individual premium costs for participation in the County-sponsored medical insurance program. Kaiser plans are no longer offered by the County effective January 1, 2015.

**FUND/CASH BALANCE**

As of July 1, 2015, this fund had a negative retained earnings balance of \$212,480 compared to the July 1, 2014 negative balance of \$7,764,214. This fund had a positive cash balance of \$6,991,536 compared to the July 1, 2014 negative balance of \$330,333. The increase in the fund's cash and retained earnings balance is a reflection of the planned surplus resulting from the 2015 rate increase in addition to cost saving measures implemented in the program. The difference between the cash and retained earnings balance is due to the non-cash items listed on the balance sheet, such as Accounts Payable and the liability for medical claims that have been incurred, but not reported and paid. The remaining retained earnings deficit will be mitigated through the surplus anticipated to be generated from 2015 rates.

<b>Chief Executive Office - Medical Self-Insurance</b>					
<b>Classification</b>	<b>2013-2014 Actual</b>	<b>2014-2015 Actual</b>	<b>2015-2016 Adopted Proposed</b>	<b>2015-2016 Recommended Adjustments</b>	<b>2015-2016 Recommended Final Budget</b>
Taxes	\$0	\$0	\$0	\$0	\$0
Licenses, Permits, Franchises	\$0	\$0	\$0	\$0	\$0
Fines, Forfeitures, Penalties	\$0	\$0	\$0	\$0	\$0
Revenue from use of Assets	(\$12,657)	\$30,355	\$15,000	\$0	\$15,000
Intergovernmental Revenue	\$0	\$0	\$0	\$0	\$0
Charges for Service	\$52,338,739	\$54,749,603	\$54,385,000	\$0	\$54,385,000
Miscellaneous Revenue	\$0	\$0	\$0	\$0	\$0
Other Financing Sources	\$0	\$0	\$0	\$0	\$0
<b>Total Revenue</b>	<b>\$52,326,082</b>	<b>\$54,779,958</b>	<b>\$54,400,000</b>	<b>\$0</b>	<b>\$54,400,000</b>
Salaries and Benefits	\$0	\$0	\$0	\$0	\$0
Services and Supplies	\$55,146,298	\$46,136,256	\$52,400,000	\$0	\$52,400,000
Other Charges	\$0	\$0	\$0	\$0	\$0
Fixed Assets	\$0	\$0	\$0	\$0	\$0
Other Financing Uses	\$0	\$0	\$0	\$0	\$0
Equity	\$0	\$0	\$0	\$0	\$0
Intrafund	\$0	\$0	\$0	\$0	\$0
Contingencies	\$0	\$0	\$0	\$0	\$0
<b>Gross Costs</b>	<b>\$55,146,298</b>	<b>\$46,136,256</b>	<b>\$52,400,000</b>	<b>\$0</b>	<b>\$52,400,000</b>
Retained Earnings	\$2,820,216	(\$8,643,702)	(\$2,000,000)	\$0	(\$2,000,000)
<b>Net County Cost</b>	<b>\$0</b>	<b>\$0</b>	<b>\$0</b>	<b>\$0</b>	<b>\$0</b>

\*Net county cost carryover savings included in the 2015-2016 Recommended Final Budget is \$0.

## PROGRAM DISCUSSION

At the proposed level of funding, the Medical Self-Insurance budget provides for the payment of all medical and pharmaceutical claims and administration costs, including stop loss insurance coverage. This budget is funded by charges to County departments and premium contributions from County employees, COBRA participants, and pre-Medicare retirees. The requested budget projects total revenue of \$54.4 million of which approximately \$46.9 million is funded by County departments, \$5.1 million from employee premium cost sharing, and \$2.4 million from early retirees and COBRA participants. Estimated revenue has been modeled using the most recent enrollment data and includes an 8% rate increase on January 1, 2016. This analysis results in a projected \$2 million surplus that will be used to offset a portion of the fund's retained earnings deficit.

In 2012, the County's medical insurance changed from a fully-insured program to a partially self-insured program. At the same time, a new non-profit health plan was formed, Stanislaus County Partners in Health (SCPH), and the County began to pay for employee medical expenses on a fee-for-service basis. Also, in 2011, a three-year agreement was reached with employee labor groups that established the medical plans that would be offered to employees and other participants and also established the premium cost sharing for each group. Three plans were offered at that time – Anthem Blue Cross, Kaiser, and SCPH. Each plan had an Exclusive Provider Organization (EPO) option and a High Deductible Health Plan (HDHP) option. The cost sharing for employees ranged from 80% of the lowest-cost EPO Plan to 95% of the lowest-cost HDHP. In addition, the County contributed \$2,000 per year to the Employee + 1 and Family coverage options for HDHPs and \$1,200 per year for the Employee Only option. These amounts were deposited into employees' Health Savings Accounts (HSAs), half in January and then semi-monthly beginning July 1 of the calendar year.

In the fall of 2014, a new three-year agreement was reached with employee labor groups for the period of January 2015 through December 2017 that included cost containment changes to the medical insurance plan configuration and reduced the number of health plans offered to participants. In order to take advantage of local discounts and minimize out-of-area costs, participants living within the SCPH local service area were enrolled in the SCPH plan, while participants living outside the SCPH local service area were enrolled in the Anthem Blue Cross plan. The County charged the same insurance rates for subscribers regardless of their residence status and corresponding health plan enrollment. In

addition, the employee cost sharing percentages and HSA contributions remained the same as in the previous agreement.

In order to mitigate risk in this program, the Risk Management Division purchases excess insurance for catastrophic medical and pharmaceutical claims that exceed the County's individual stop loss (ISL) deductible (currently at \$250,000). The County pays all claims as they are incurred and the amounts that exceed the deductible for the calendar year are reimbursed by the insurance carrier. This funding is recorded as an offset to expenditures in the Medical Self-Insurance Fund. As of June 2015, there were 17 catastrophic claims exceeding the ISL for calendar year 2014.

The Division will continue to monitor the performance of the self-funded medical insurance program throughout the fiscal year and may require future adjustments in expenditures and corresponding premium revenue as the new medical program and claims experience develop. In addition, an outside actuarial analysis will be performed in the fall of 2015 in order to determine the value of the claims that have been incurred but not reported and to set the rates for 2016.

The Medical Self-Insurance budget is supported by positions funded in the Chief Executive Office – Risk Management Division, a General Fund budget.

### **STAFFING IMPACTS**

#### **Adopted Proposed Budget**

Total current authorized positions— 0

#### **Final Budget**

Total current authorized positions— 0

### **BUDGET RECOMMENDATIONS**

#### **Adopted Proposed Budget**

It is recommended that a budget of \$52,400,000 be approved for Chief Executive Office – Risk Management Division Medical Self-Insurance. This budget is funded by \$54,400,000 in estimated department revenue and contributes \$2,000,000 to departmental Retained Earnings.

Total recommended authorized positions— 0

#### **Final Budget**

There are no recommended changes in funding to this budget.

Total recommended authorized positions— 0

**STANISLAUS COUNTY, CALIFORNIA**  
**Fiscal Year 2015-2016**



**FISCAL GENERAL SERVICES**  
**Other General**

**CHIEF EXECUTIVE OFFICE—RISK MANAGEMENT DIVISION**  
**OTHER EMPLOYEE BENEFITS**

Budget Unit 5093 0018093  
 Internal Service Fund

**SERVICES PROVIDED**

The Other Employee Benefits budget provides funding for employee life insurance, management long-term disability, deferred compensation, and staff costs for administering employee benefits.

**FUND/CASH BALANCE**

As of July 1, 2015, this fund had a positive retained earnings balance of \$395,960 compared to the July 1, 2014 positive balance of \$417,727. This decrease is due to the use of retained earnings in Fiscal Year 2014-2015 to fund an operational audit of the Deferred Compensation program.

As of July 1, 2015, this fund had a positive cash balance of \$426,750 compared to the July 1, 2014 positive balance of \$415,777. There is no significant change in the cash balance. The difference between the cash and retained earnings balance is due to an Accounts Payable balance.

<b>Chief Executive Office - Other Employee Benefits</b>					
<b>Classification</b>	<b>2013-2014 Actual</b>	<b>2014-2015 Actual</b>	<b>2015-2016 Adopted Proposed</b>	<b>2015-2016 Recommended Adjustments</b>	<b>2015-2016 Recommended Final Budget</b>
Taxes	\$0	\$0	\$0	\$0	\$0
Licenses, Permits, Franchises	\$0	\$0	\$0	\$0	\$0
Fines, Forfeitures, Penalties	\$0	\$0	\$0	\$0	\$0
Revenue from use of Assets	\$3,165	\$3,621	\$3,700	\$0	\$3,700
Intergovernmental Revenue	\$0	\$0	\$0	\$0	\$0
Charges for Service	\$377,661	\$395,976	\$402,000	\$0	\$402,000
Miscellaneous Revenue	\$97,836	\$96,349	\$92,000	\$0	\$92,000
Other Financing Sources	\$0	\$0	\$0	\$0	\$0
<b>Total Revenue</b>	<b>\$478,662</b>	<b>\$495,946</b>	<b>\$497,700</b>	<b>\$0</b>	<b>\$497,700</b>
Salaries and Benefits	\$0	\$0	\$0	\$0	\$0
Services and Supplies	\$132,731	\$160,829	\$146,800	\$0	\$146,800
Other Charges	\$333,244	\$357,070	\$350,900	\$0	\$350,900
Fixed Assets	\$0	\$0	\$0	\$0	\$0
Other Financing Uses	\$0	\$0	\$0	\$0	\$0
Equity	\$0	\$0	\$0	\$0	\$0
Intrafund	\$0	\$0	\$0	\$0	\$0
Contingencies	\$0	\$0	\$0	\$0	\$0
<b>Gross Costs</b>	<b>\$465,975</b>	<b>\$517,899</b>	<b>\$497,700</b>	<b>\$0</b>	<b>\$497,700</b>
Retained Earnings	(\$12,687)	\$21,953	\$0	\$0	\$0
<b>Net County Cost</b>	<b>\$0</b>	<b>\$0</b>	<b>\$0</b>	<b>\$0</b>	<b>\$0</b>

\*Net county cost carryover savings included in the 2015-2016 Recommended Final Budget is \$0.

## **PROGRAM DISCUSSION**

At the proposed level of funding, life insurance, management long-term disability, and the deferred compensation program will be provided to Stanislaus County employees. Basic life insurance is provided to all eligible employees and supplemental life insurance may be purchased at the employees' expense. Management long-term disability is a County-sponsored benefit, offered only to managers. The deferred compensation program is administered by Mass Mutual, with the oversight from a Deferred Compensation Committee consisting of County employees and an outside consultant. It is anticipated that \$92,000 in revenue will be received in Fiscal Year 2015-2016 from Mass Mutual as part of its administrative agreement to fund deferred compensation-related expenses.

This budget is funded primarily from administrative fee revenue from County departments, COBRA participants, and pre-Medicare retirees. Departments pay an administrative fee of \$2 per paycheck per employee to administer benefits and COBRA and pre-Medicare retirees pay a fee of 2% of medical premiums. These funds are used to pay Employee Benefits salaries and other related expenses. As medical insurance options for pre-Medicare retirees have developed outside of Stanislaus County, retiree enrollment in County plans has decreased. In addition, effective January 1, 2015, special districts are no longer participating in County-sponsored plans. This has resulted in lower administrative fee revenue estimates for Fiscal Year 2015-2016. A corresponding shift of Employee Benefits salaries is underway to apportion a percentage to the Risk Management Division budget.

## **STAFFING IMPACTS**

### **Adopted Proposed Budget**

Total current authorized positions— 0

### **Final Budget**

Total current authorized positions— 0

## **BUDGET RECOMMENDATIONS**

### **Adopted Proposed Budget**

It is recommended that a budget of \$497,700 be approved for Chief Executive Office – Risk Management Division Other Employee Benefits. This budget is funded by \$497,700 in estimated department revenue.

Total recommended authorized positions— 0

### **Final Budget**

There are no recommended changes in funding to this budget.

Total recommended authorized positions— 0

**STANISLAUS COUNTY, CALIFORNIA**  
**Fiscal Year 2015-2016**  
**FISCAL GENERAL SERVICES**  
**Other General**



**CHIEF EXECUTIVE OFFICE—RISK MANAGEMENT DIVISION**  
**PROFESSIONAL LIABILITY INSURANCE**

Budget Unit 5061 0018061  
 Internal Service Fund

**SERVICES PROVIDED**

The Professional Liability Insurance budget provides for the management of claim losses, legal defense, cost of claims administration, actuarial services, and the administration of medical malpractice insurance. Effective October 1, 2014, this budget has been renamed to Chief Executive Office – Risk Management Division Professional Liability Insurance with the transition to a fully-insured program.

**FUND/CASH BALANCE**

As of July 1, 2015, this fund had a positive retained earnings balance of \$376,823 compared to the July 1, 2014 positive balance of \$713,942. This fund had a positive cash balance of \$1,022,409 compared to the July 1, 2014 positive balance of \$1,363,442. The decrease in the fund's cash and retained earnings balance is due to the payment of insurance coverage for the program's medical malpractice claims that were incurred but not reported prior to October 1, 2014, when the program transitioned to a fully-insured program. The difference between the cash and retained earnings balance is due to the non-cash items listed on the balance sheet, such as Accounts Payable and the liability for claims that have been incurred, but not reported and paid.

<b>Chief Executive Office - Professional Liability</b>					
<b>Classification</b>	<b>2013-2014 Actual</b>	<b>2014-2015 Actual</b>	<b>2015-2016 Adopted Proposed</b>	<b>2015-2016 Recommended Adjustments</b>	<b>2015-2016 Recommended Final Budget</b>
Taxes	\$0	\$0	\$0	\$0	\$0
Licenses, Permits, Franchises	\$0	\$0	\$0	\$0	\$0
Fines, Forfeitures, Penalties	\$0	\$0	\$0	\$0	\$0
Revenue from use of Assets	\$10,874	\$10,016	\$10,000	\$0	\$10,000
Intergovernmental Revenue	\$0	\$0	\$0	\$0	\$0
Charges for Service	\$762,000	\$664,300	\$400,000	\$0	\$400,000
Miscellaneous Revenue	\$0	\$0	\$0	\$0	\$0
Other Financing Sources	\$0	\$0	\$0	\$0	\$0
<b>Total Revenue</b>	<b>\$772,874</b>	<b>\$674,316</b>	<b>\$410,000</b>	<b>\$0</b>	<b>\$410,000</b>
Salaries and Benefits	\$0	\$0	\$0	\$0	\$0
Services and Supplies	\$487,884	\$1,007,316	\$409,829	\$0	\$409,829
Other Charges	\$457	\$0	\$171	\$0	\$171
Fixed Assets	\$0	\$0	\$0	\$0	\$0
Other Financing Uses	\$0	\$0	\$0	\$0	\$0
Equity	\$0	\$0	\$0	\$0	\$0
Intrafund	\$0	\$0	\$0	\$0	\$0
Contingencies	\$0	\$0	\$0	\$0	\$0
<b>Gross Costs</b>	<b>\$488,341</b>	<b>\$1,007,316</b>	<b>\$410,000</b>	<b>\$0</b>	<b>\$410,000</b>
Retained Earnings	(\$284,533)	\$333,000	\$0	\$0	\$0
<b>Net County Cost</b>	<b>\$0</b>	<b>\$0</b>	<b>\$0</b>	<b>\$0</b>	<b>\$0</b>

\* Net county cost carryover savings included in the 2015-2016 Recommended Final Budget is \$0.



## PROGRAM DISCUSSION

At the proposed level of funding, insurance coverage is provided for the Health Services Agency (HSA), Behavioral Health and Recovery Services (BHRS), Probation, and the Sheriff. Funds are included for the defense and settlement of existing claims, as well as for the insurance premium and deductibles associated with future claims.

In 1993, the County obtained insurance coverage for its Medical Malpractice Program through CSAC – Excess Insurance Authority (CSAC-EIA). CSAC-EIA offers two insurance options – one with a self-insured retention (SIR) of \$500,000 and one with a deductible of \$10,000, which is considered fully-insured. At the time, the County joined the group with the self-insured retention because it delivered services in a hospital environment. The County remained in that program through September 2014, retaining an SIR of \$500,000 for all new and existing claims.

As the renewal approached in the fall of 2014, CSAC-EIA advised the County that it would be more advantageous for the County to move to its fully-insured program with a deductible of \$10,000 since the County no longer delivers services in a hospital environment. Also, under the fully-insured program, CSAC-EIA handles the defense and settlement of all claims. The County engaged in a thorough analysis of the insurance premiums for the new program, which resulted in estimated future savings to the budget and ultimately to the departments for which the insurance is provided. The savings is realized in three key areas: 1) decreased insurance premiums, 2) eliminated third party administrator fees (these costs are included in the premium), and 3) decreased defense and settlement costs.

In the 2014-2015 Mid-Year Financial Report, approval was given to increase appropriations in that fiscal year to completely pay the tail premium which covered all claims under the self-insured program. Any new claim that is incurred and reported on or after October 1, 2014 will be covered under the new program and subject to the \$10,000 deductible. Any new claim that was incurred prior to October 1, however, will fall under the old program and will be subject to the \$500,000 SIR. The County is working closely with its actuarial firm to maintain adequate reserves in this fund for claims that fall under both scenarios.

The basis of the professional liability charges includes an exposure and experience component. The exposure component represents 81% of the charges and is based upon the percentage of program exposure determined by the excess insurance carrier, CSAC-EIA. CSAC-EIA uses the application data submitted for medical malpractice insurance as the basis for determination of the exposure percentages. The experience component represents 19% of the charges and reflects four years of loss history allocated by department. The loss history includes costs related to the defense and possible settlement of cases filed against specific departments.

Based on the updated experience and exposure analysis, the total budget allocation for the Professional Liability Insurance fund for Fiscal Year 2015-2016 is as follows:

Health Services Agency	\$239,098	59.8%
Sheriff	\$ 46,983	11.7%
Behavioral Health and Recovery Services	\$111,319	27.8%
Probation	\$ 2,600	0.7%
<hr/> Total	<hr/> \$400,000	<hr/> 100.0%

In addition to departmental charges, \$10,000 in interest revenue is anticipated for Fiscal Year 2015-2016.

The Professional Liability Insurance budget is supported by positions funded in the Chief Executive Office – Risk Management Division, a General Fund budget.

## STAFFING IMPACTS

### Adopted Proposed Budget

Total current authorized positions— 0

**Final Budget**

Total current authorized positions— 0

**BUDGET RECOMMENDATIONS**

**Adopted Proposed Budget**

It is recommended that a budget of \$410,000 be approved for Chief Executive Office – Risk Management Division Professional Liability Insurance. This budget is funded by \$410,000 in estimated department revenue.

Total recommended authorized positions— 0

**Final Budget**

There are no recommended changes in funding to this budget.

Total recommended authorized positions— 0

**STANISLAUS COUNTY, CALIFORNIA**  
**Fiscal Year 2015-2016**  
**FISCAL GENERAL SERVICES**  
**Other General**



**CHIEF EXECUTIVE OFFICE—RISK MANAGEMENT DIVISION**  
**UNEMPLOYMENT SELF-INSURANCE**

Budget Unit 5071 0018071  
 Internal Service Fund

**SERVICES PROVIDED**

The Unemployment Self-Insurance budget provides unemployment insurance for approximately 4,000 County employees including full-time, extra-help, and personal service contractors. The claims administration for this fund continues to be provided by the program's third party administrator, TALX Corporation.

**FUND/CASH BALANCE**

As of July 1, 2015, this fund had a positive retained earnings balance of \$723,336 compared to the July 1, 2014 positive balance of \$1,012,833. This fund had a positive cash balance of \$1,088,046 compared to the July 1, 2014 positive balance of \$1,394,764. The decrease in the fund's cash and retained earnings balance is due to the planned use of retained earnings to offset departmental charges in Fiscal Year 2014-2015. The difference between the cash and retained earnings balance is due to the non-cash items listed on the balance sheet, such as Accounts Payable and the liability for claims that have been incurred, but not reported and paid. This budget is in the third year of a three-year plan to use retained earnings to offset departmental charges by approximately \$400,000 each year.

<b>Chief Executive Office - Unemployment Insurance</b>					
<b>Classification</b>	<b>2013-2014 Actual</b>	<b>2014-2015 Actual</b>	<b>2015-2016 Adopted Proposed</b>	<b>2015-2016 Recommended Adjustments</b>	<b>2015-2016 Recommended Final Budget</b>
Taxes	\$0	\$0	\$0	\$0	\$0
Licenses, Permits, Franchises	\$0	\$0	\$0	\$0	\$0
Fines, Forfeitures, Penalties	\$0	\$0	\$0	\$0	\$0
Revenue from use of Assets	\$12,200	\$9,990	\$10,000	\$0	\$10,000
Intergovernmental Revenue	\$0	\$0	\$0	\$0	\$0
Charges for Service	\$192,900	\$195,600	\$204,450	\$0	\$204,450
Miscellaneous Revenue	\$0	\$0	\$0	\$0	\$0
Other Financing Sources	\$0	\$0	\$0	\$0	\$0
<b>Total Revenue</b>	<b>\$205,100</b>	<b>\$205,590</b>	<b>\$214,450</b>	<b>\$0</b>	<b>\$214,450</b>
Salaries and Benefits	\$0	\$0	\$0	\$0	\$0
Services and Supplies	\$509,801	\$490,265	\$614,402	\$0	\$614,402
Other Charges	\$46	\$43	\$48	\$0	\$48
Fixed Assets	\$0	\$0	\$0	\$0	\$0
Other Financing Uses	\$0	\$0	\$0	\$0	\$0
Equity	\$0	\$0	\$0	\$0	\$0
Intrafund	\$0	\$0	\$0	\$0	\$0
Contingencies	\$0	\$0	\$0	\$0	\$0
<b>Gross Costs</b>	<b>\$509,847</b>	<b>\$490,308</b>	<b>\$614,450</b>	<b>\$0</b>	<b>\$614,450</b>
<b>Retained Earnings</b>	<b>\$304,747</b>	<b>\$284,718</b>	<b>\$400,000</b>	<b>\$0</b>	<b>\$400,000</b>
<b>Net County Cost</b>	<b>\$0</b>	<b>\$0</b>	<b>\$0</b>	<b>\$0</b>	<b>\$0</b>

\*Net county cost carryover savings included in the 2015-2016 Recommended Final Budget is \$0.

## **PROGRAM DISCUSSION**

At the proposed level of funding, four quarterly unemployment payments, projected at approximately \$150,000 per quarter, can be made to the State Employment Development Department (EDD). The Unemployment Self-Insurance budget is balanced by charging \$50 per employee to departments, \$10,000 in interest earnings, and using \$400,000 in retained earnings.

The Unemployment Self-Insurance budget is supported by positions funded in the Chief Executive Office – Risk Management Division, a General Fund budget.

## **STAFFING IMPACTS**

### **Adopted Proposed Budget**

Total current authorized positions— 0

### **Final Budget**

Total current authorized positions— 0

## **BUDGET RECOMMENDATIONS**

### **Adopted Proposed Budget**

It is recommended that a budget of \$614,450 be approved for Chief Executive Office – Risk Management Division Unemployment Self-Insurance. This budget is funded by \$214,450 in estimated department revenue and \$400,000 in departmental Retained Earnings.

Total recommended authorized positions— 0

### **Final Budget**

There are no recommended changes in funding to this budget.

Total recommended authorized positions—0

**STANISLAUS COUNTY, CALIFORNIA**  
**Fiscal Year 2015-2016**  
**FISCAL GENERAL SERVICES**  
**Other General**



**CHIEF EXECUTIVE OFFICE—RISK MANAGEMENT DIVISION**  
**VISION CARE SELF-INSURANCE**

Budget Unit 5111 0018111  
 Internal Service Fund

**SERVICES PROVIDED**

The Vision Care Self-Insurance Fund provides for vision benefits and services to approximately 3,500 full-time County employees and their families. Vision Service Plan (VSP) continues to administer the nationwide network of providers and processes claim payments for this fund.

**FUND/CASH BALANCE**

As of July 1, 2015, this fund had a positive retained earnings balance of \$151,019 compared to the July 1, 2014 positive balance of \$345,637. This fund had a positive cash balance of \$237,369 compared to the July 1, 2014 positive balance of \$415,517. The decrease in the fund's cash and retained earnings balance is the result of the planned use of retained earnings to offset department and employee costs by reducing the rate for vision insurance by 50% for calendar year 2014. Effective January 1, 2015, rates were increased to fully fund claims. The difference between the cash and retained earnings balance is due to the non-cash items listed on the balance sheet, such as Accounts Payable and the liability for vision claims that have been incurred, but not reported and paid.

<b>Chief Executive Office - Vision Care Insurance</b>					
<b>Classification</b>	<b>2013-2014 Actual</b>	<b>2014-2015 Actual</b>	<b>2015-2016 Adopted Proposed</b>	<b>2015-2016 Recommended Adjustments</b>	<b>2015-2016 Recommended Final Budget</b>
Taxes	\$0	\$0	\$0	\$0	\$0
Licenses, Permits, Franchises	\$0	\$0	\$0	\$0	\$0
Fines, Forfeitures, Penalties	\$0	\$0	\$0	\$0	\$0
Revenue from use of Assets	\$2,600	\$2,362	\$1,000	\$0	\$1,000
Intergovernmental Revenue	\$0	\$0	\$0	\$0	\$0
Charges for Service	\$333,552	\$525,205	\$737,000	\$0	\$737,000
Miscellaneous Revenue	\$0	\$0	\$0	\$0	\$0
Other Financing Sources	\$0	\$0	\$0	\$0	\$0
<b>Total Revenue</b>	<b>\$336,152</b>	<b>\$527,567</b>	<b>\$738,000</b>	<b>\$0</b>	<b>\$738,000</b>
Salaries and Benefits	\$0	\$0	\$0	\$0	\$0
Services and Supplies	\$643,150	\$677,030	\$717,432	\$0	\$717,432
Other Charges	\$34,691	\$40,373	\$20,568	\$0	\$20,568
Fixed Assets	\$0	\$0	\$0	\$0	\$0
Other Financing Uses	\$0	\$0	\$0	\$0	\$0
Equity	\$0	\$0	\$0	\$0	\$0
Intrafund	\$0	\$0	\$0	\$0	\$0
Contingencies	\$0	\$0	\$0	\$0	\$0
<b>Gross Costs</b>	<b>\$677,841</b>	<b>\$717,403</b>	<b>\$738,000</b>	<b>\$0</b>	<b>\$738,000</b>
Retained Earnings	\$341,689	\$189,836	\$0	\$0	\$0
<b>Net County Cost</b>	<b>\$0</b>	<b>\$0</b>	<b>\$0</b>	<b>\$0</b>	<b>\$0</b>

\*Net county cost carryover savings included in the 2015-2016 Recommended Final Budget is \$0.

## **PROGRAM DISCUSSION**

At the proposed level of funding, the Vision Self-Insurance budget will finance the payment of vision claims and claims administration. This budget is funded through revenue from County departments, employee premium cost share, and COBRA participants who also participate in the plan. The County reached an agreement with County labor organizations for the period of January 1, 2015, through December 31, 2017, wherein vision benefits were enhanced to include greater allowances for frames and contact lenses for a \$10 exam and materials copay. The employee premium cost share remained the same at 20% of the vision rate. In addition, for calendar year 2015 and beyond, there is no retained earnings subsidy to offset rates.

The Vision Care Self-Insurance budget is supported by positions funded in the Chief Executive Office – Risk Management Division, a General Fund budget.

## **STAFFING IMPACTS**

### **Adopted Proposed Budget**

Total current authorized positions— 0

### **Final Budget**

Total current authorized positions— 0

## **BUDGET RECOMMENDATIONS**

### **Adopted Proposed Budget**

It is recommended that a budget of \$738,000 be approved for Chief Executive Office – Risk Management Division Vision Care Self-Insurance. This budget is funded by \$738,000 in estimated department revenue.

Total recommended authorized positions— 0

### **Final Budget**

There are no recommended changes in funding to this budget.

Total recommended authorized positions—0

**STANISLAUS COUNTY, CALIFORNIA**  
**Fiscal Year 2015-2016**



**FISCAL GENERAL SERVICES**  
**Other General**

**CHIEF EXECUTIVE OFFICE—RISK MANAGEMENT DIVISION**  
**WORKERS' COMPENSATION SELF-INSURANCE**

Budget Unit 5081 0018081  
 Internal Service Fund

**SERVICES PROVIDED**

The Workers' Compensation Self-Insurance budget provides Workers' Compensation benefits to injured employees who have sustained an injury/illness, which arises out of employment and in the course of employment with the County. This budget includes funding costs for claims expenses, excess insurance coverage, actuarial services, claims administration, loss control and prevention, legal defense, licensing fees, support services, and general County overhead.

**FUND/CASH BALANCE**

As of July 1, 2015, this fund had a positive retained earnings balance of \$2,280,903 compared to the July 1, 2014 positive balance of \$2,181,966. This fund had a positive cash balance of \$23,111,678 compared to the July 1, 2014 positive balance of \$22,635,239. The increase in the fund's cash and retained earnings balance is due to claims materializing at a lower-than-anticipated rate in the 2014-2015 Fiscal Year. The difference between the cash and retained earnings balance is due to the non-cash items listed on the balance sheet, such as Accounts Payable and the liability for claims that have been incurred, but not reported and paid.

<b>Chief Executive Office - Workers' Compensation</b>					
<b>Classification</b>	<b>2013-2014 Actual</b>	<b>2014-2015 Actual</b>	<b>2015-2016 Adopted Proposed</b>	<b>2015-2016 Recommended Adjustments</b>	<b>2015-2016 Recommended Final Budget</b>
Taxes	\$0	\$0	\$0	\$0	\$0
Licenses, Permits, Franchises	\$0	\$0	\$0	\$0	\$0
Fines, Forfeitures, Penalties	\$0	\$0	\$0	\$0	\$0
Revenue from use of Assets	\$205,982	\$179,667	\$200,000	\$0	\$200,000
Intergovernmental Revenue	\$12,549	\$16,097	\$13,000	\$0	\$13,000
Charges for Service	\$5,879,050	\$4,690,000	\$4,690,000	\$0	\$4,690,000
Miscellaneous Revenue	\$479	\$785	\$0	\$0	\$0
Other Financing Sources	\$0	\$0	\$0	\$0	\$0
<b>Total Revenue</b>	<b>\$6,098,060</b>	<b>\$4,886,549</b>	<b>\$4,903,000</b>	<b>\$0</b>	<b>\$4,903,000</b>
Salaries and Benefits	\$0	\$0	\$0	\$0	\$0
Services and Supplies	\$4,471,901	\$4,108,621	\$4,819,862	\$0	\$4,819,862
Other Charges	\$446,689	\$275,408	\$258,138	\$0	\$258,138
Fixed Assets	\$0	\$0	\$0	\$0	\$0
Other Financing Uses	\$0	\$0	\$0	\$0	\$0
Equity	\$0	\$0	\$0	\$0	\$0
Intrafund	\$0	\$0	\$0	\$0	\$0
Contingencies	\$0	\$0	\$0	\$0	\$0
<b>Gross Costs</b>	<b>\$4,918,590</b>	<b>\$4,384,029</b>	<b>\$5,078,000</b>	<b>\$0</b>	<b>\$5,078,000</b>
Retained Earnings	(\$1,179,470)	(\$502,520)	\$175,000	\$0	\$175,000
<b>Net County Cost</b>	<b>\$0</b>	<b>\$0</b>	<b>\$0</b>	<b>\$0</b>	<b>\$0</b>

\*Net county cost carryover savings included in the 2015-2016 Recommended Final Budget is \$0.

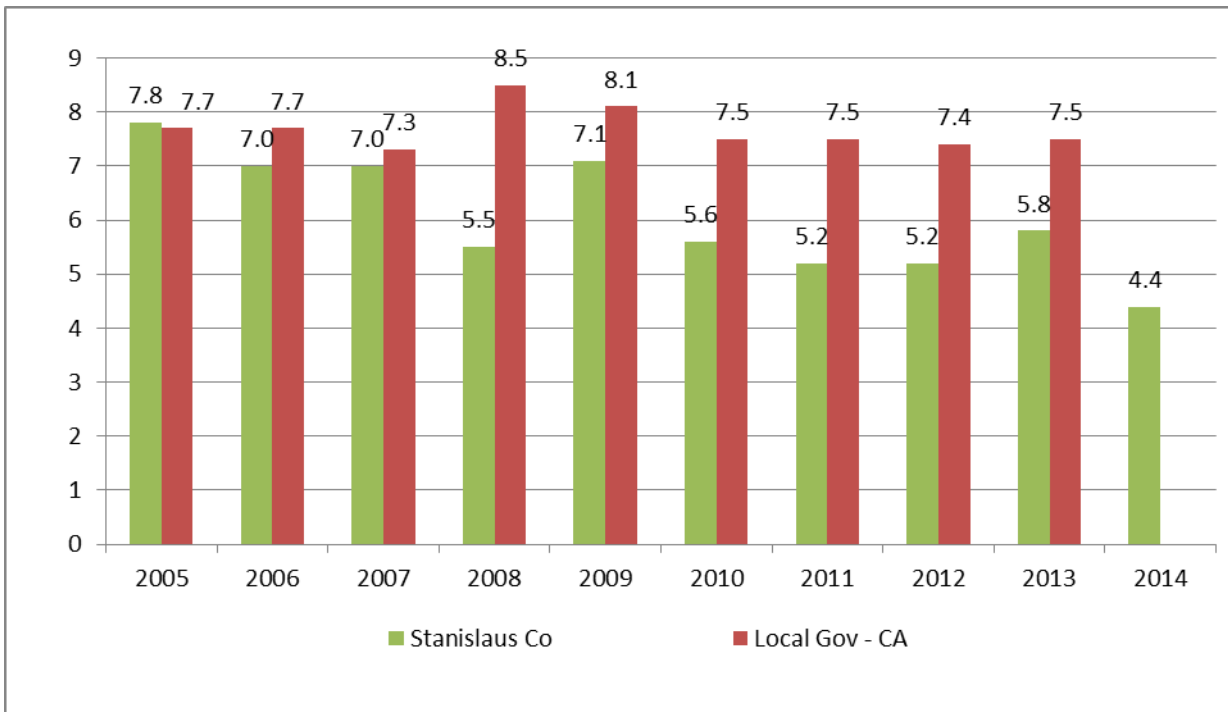
**PROGRAM DISCUSSION**

At the proposed level of funding, the Workers’ Compensation Self-Insurance budget will fully fund the services provided through the Disability Management Program. The Disability Management Program includes returning injured/ill employees back to work, providing injured employees a Medical Provider Network (MPN), and providing supervisors with high level training and workshops. In addition, the CEO – Risk Management Division will continue to meet on a quarterly basis with the high cost/high risk departments to coordinate information required to bring claims to a close. Semi-annual conferences with the Division’s Workers’ Compensation defense attorneys and claims adjusters will continue for settlement coordination.

The basis of distribution of the workers’ compensation charges includes an experience and exposure component. The experience component represents 70% of the charges and reflects ten years of loss history allocated by department. The loss history includes costs related to the defense and possible settlement of cases filed against specific departments. The exposure component represents 30% of the charges, and is based upon the number of full-time and part-time employees allocated to each department.

In order to mitigate risk in this program, the Risk Management Division purchases excess insurance for claims and defense costs that exceed the County’s self-insured retention (similar to an insurance deductible) of \$500,000. The County pays all costs as they are incurred and then the amounts that exceed the self-insured retention are reimbursed by the insurance carrier. This funding is recorded as an offset to expenditures in the Workers’ Compensation Self-Insurance budget.

The ongoing efforts of the County’s safety program have assisted in controlling the severity and frequency of work-related injuries. The County’s Occupational Safety and Health Administration (OSHA) incident rate for the County workforce has on average been 20% lower than the incident rates for comparable local governments in California, reflecting the ongoing effectiveness of the County safety program. The chart below shows the comparison of the OSHA incident rates for Stanislaus County and comparable local governments in the State of California.



This budget reflects funding at the 70% confidence level as recommended in the September 2014 Actuarial Review of the Self-Insured Workers’ Compensation Program, prepared by Bickmore Risk Services.



The Workers' Compensation Self-Insurance budget is supported by positions funded in the Chief Executive Office – Risk Management Division, a General Fund budget.

**STAFFING IMPACTS**

**Adopted Proposed Budget**

Total current authorized positions— 0

**Final Budget**

Total current authorized positions— 0

**BUDGET RECOMMENDATIONS**

**Adopted Proposed Budget**

It is recommended that a budget of \$5,078,000 be approved for Chief Executive Office – Risk Management Division Workers' Compensation Self-Insurance. This budget is funded by \$4,903,000 in estimated department revenue and \$175,000 in departmental Retained Earnings.

Total recommended authorized positions— 0

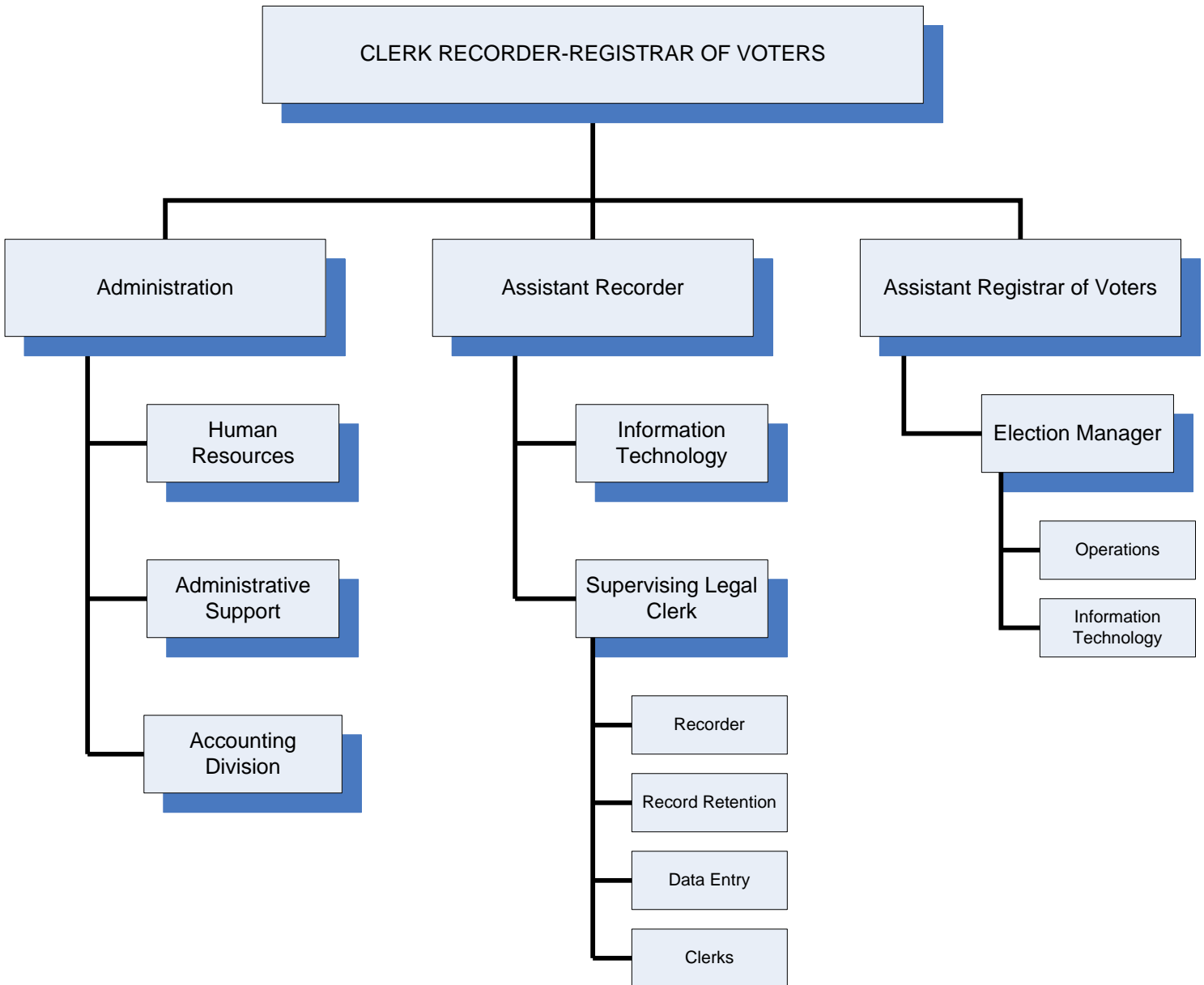
**Final Budget**

There are no recommended changes in funding to this budget.

Total recommended authorized positions—0

**STANISLAUS COUNTY  
CLERK RECORDER-REGISTRAR OF VOTERS**

---



Revised March 2006



**FISCAL GENERAL SERVICES**  
**Other Protection**

**CLERK-RECORDER**  
**Lee Lundrigan, Clerk-Recorder**

**BUDGET AT A GLANCE**

Gross Costs	\$7,617,242
Total Revenue	\$4,062,484
Fund Balance/Retained Earnings	\$1,029,543
<b>Net County Cost</b>	<b>\$2,525,215</b>
Total Recommended Staffing	45
% Funded by Local Discretionary Funds	33.2%

**MISSION STATEMENT**

The County Clerk-Recorder ensures that a vital link to the past is maintained for future generations by indexing, maintaining, archiving and preserving documents of historical, commercial and legal significance; provides public access to clear and accurate County records; ensures that qualified and interested citizens are given the opportunity to exercise their right to vote in lawfully conducted elections; and conducts all manner of business related to elections.

**ACCOMPLISHMENTS AND OBJECTIVES**

The Accomplishments of 2014-2015 and Objectives for the 2015-2016 Fiscal Year for the Clerk-Recorder include:

FISCAL YEAR 2014-2015 ACCOMPLISHMENTS	FISCAL YEAR 2015-2016 OBJECTIVES
<ul style="list-style-type: none"> <li>◆ Successfully conducted the Gubernatorial General Election in November 2014.</li> <li>◆ Completed official record indexing from 1923 to the present.</li> <li>◆ Successful restoration of historical official records.</li> <li>◆ Fictitious Business Name (FBN) and Oaths of Office have been imaged and indexed.</li> </ul>	<ul style="list-style-type: none"> <li>◆ Conduct the Consolidated District Election in November 2015.</li> <li>◆ Conduct the Presidential Primary Election in June 2016.</li> <li>◆ Place Vital Record images into production.</li> </ul>

**BUDGETS WITHIN THE CLERK-RECORDER'S OFFICE INCLUDE:**

- ◆ Recorder Division
- ◆ Elections Division
- ◆ Modernization Trust Fund
- ◆ Vital and Health Statistics

**STANISLAUS COUNTY, CALIFORNIA**  
**Fiscal Year 2015-2016**



**FISCAL GENERAL SERVICES**  
**Other Protection**

**CLERK-RECORDER—RECORDER DIVISION**

Budget Unit 0100 0020001  
 General Fund

**SERVICES PROVIDED**

The Clerk-Recorder's Office processes documents and records as required by law and reports all manner of business related to marriage licenses, certified copies of vital statistic records, document filings, and recordings of real property. The Clerk-Recorder also provides passport acceptance services and civil wedding ceremonies.

<b>Clerk-Recorder</b>					
<b>Classification</b>	<b>2013-2014 Actual</b>	<b>2014-2015 Actual</b>	<b>2015-2016 Adopted Proposed</b>	<b>2015-2016 Recommended Adjustments</b>	<b>2015-2016 Recommended Final Budget</b>
Taxes	\$0	\$0	\$0	\$0	\$0
Licenses, Permits, Franchises	\$135,038	\$137,332	\$116,626	\$0	\$116,626
Fines, Forfeitures, Penalties	\$0	\$0	\$0	\$0	\$0
Revenue from use of Assets	\$0	\$0	\$0	\$0	\$0
Intergovernmental Revenue	\$0	\$0	\$0	\$0	\$0
Charges for Service	\$1,355,738	\$1,418,475	\$1,329,275	\$0	\$1,329,275
Miscellaneous Revenue	\$324,261	\$318,819	\$336,254	\$0	\$336,254
Other Financing Sources	\$0	\$0	\$0	\$0	\$0
<b>Total Revenue</b>	<b>\$1,815,037</b>	<b>\$1,874,626</b>	<b>\$1,782,155</b>	<b>\$0</b>	<b>\$1,782,155</b>
Salaries and Benefits	\$1,639,117	\$1,461,832	\$1,598,844	\$0	\$1,598,844
Services and Supplies	\$108,065	\$91,864	\$80,360	\$0	\$80,360
Other Charges	\$220,995	\$222,710	\$264,129	\$0	\$264,129
Fixed Assets					
Buildings & Improvements	\$0	\$11,371	\$0	\$0	\$0
Equipment	\$24,162	\$0	\$0	\$0	\$0
Other Financing Uses	\$50,017	\$0	\$0	\$0	\$0
Equity	\$0	\$0	\$0	\$0	\$0
Intrafund	\$195	\$163	\$300	\$0	\$300
Contingencies	\$0	\$0	\$0	\$0	\$0
<b>Gross Costs</b>	<b>\$2,042,551</b>	<b>\$1,787,940</b>	<b>\$1,943,633</b>	<b>\$0</b>	<b>\$1,943,633</b>
Fund Balance	\$0	\$0	\$0	\$0	\$0
<b>Net County Cost</b>	<b>\$227,514</b>	<b>(\$86,686)</b>	<b>\$161,478</b>	<b>\$0</b>	<b>\$161,478</b>

\*Net county cost carryover savings included in the 2015-2016 Recommended Final Budget is \$0.

**PROGRAM DISCUSSION**

At the proposed level of funding, the Department can maintain all public services. The Clerk-Recorder's Office provides public access to clear and accurate County records that are indexed, maintained, archived, and preserved by Department staff.

The Department anticipates that an office remodel project will be completed during Fiscal Year 2015-2016. In keeping with the County's goal of continuous improvement, this project will allow the staff to serve the public more efficiently and allow easier access for the public to the services and records of the Department. The project includes customer counter, staff cubicles, and air conditioning modifications.

## **STAFFING IMPACTS**

### **Adopted Proposed Budget**

There were no requested changes to the current level of staffing.

Total current authorized positions— 32

### **Final Budget**

The Department is requesting a classification study of one Accountant I position.

Total current authorized positions— 32

## **BUDGET RECOMMENDATIONS**

### **Adopted Proposed Budget**

It is recommended that a budget of \$1,943,633 be approved for Clerk-Recorder – Recorder Division. This budget is funded from \$1,782,155 in estimated department revenue and a \$161,478 contribution from the General Fund.

There are no recommended changes to the current level of staffing.

Total recommended authorized positions— 32

### **Final Budget**

There are no recommended changes in funding to this budget.

It is recommended to conduct a classification study for one Accountant I position.

Total recommended authorized positions— 32

**STANISLAUS COUNTY, CALIFORNIA**  
**Fiscal Year 2015-2016**



**FISCAL GENERAL SERVICES**  
**Elections**

**CLERK-RECORDER—ELECTIONS DIVISION**

Budget Unit 0100 0020299

General Fund

**SERVICES PROVIDED**

The Clerk-Recorder Elections Division provides Stanislaus County citizens the ability to exercise their constitutional right to vote. The Registrar of Voters registers voters, processes candidate applications and filings, and conducts elections. This includes administering Federal, State, County and local district elections within Stanislaus County and involves designing precincts, identifying polling places, recruiting elections officers, maintaining voter registration records, processing vote-by-mail ballot applications, managing candidate and campaign filings, providing guidance and information pertaining to election laws, verifying petitions, interfacing with State and Federal Elections agencies, and conducting voter outreach programs.

<b>Clerk-Recorder - Elections</b>					
<b>Classification</b>	<b>2013-2014 Actual</b>	<b>2014-2015 Actual</b>	<b>2015-2016 Adopted Proposed</b>	<b>2015-2016 Recommended Adjustments</b>	<b>2015-2016 Recommended Final Budget</b>
Taxes	\$0	\$0	\$0	\$0	\$0
Licenses, Permits, Franchises	\$0	\$0	\$0	\$0	\$0
Fines, Forfeitures, Penalties	\$0	\$0	\$0	\$0	\$0
Revenue from use of Assets	\$0	\$0	\$0	\$0	\$0
Intergovernmental Revenue	\$80,930	\$263,776	\$1,121,989	\$0	\$1,121,989
Charges for Service	\$766,196	\$201,346	\$458,172	\$0	\$458,172
Miscellaneous Revenue	\$17	\$139	\$0	\$0	\$0
Other Financing Sources	\$0	\$0	\$0	\$0	\$0
<b>Total Revenue</b>	<b>\$847,143</b>	<b>\$465,261</b>	<b>\$1,580,161</b>	<b>\$0</b>	<b>\$1,580,161</b>
Salaries and Benefits	\$976,056	\$964,097	\$1,172,300	\$0	\$1,172,300
Services and Supplies	\$1,279,015	\$797,839	\$2,667,424	\$0	\$2,667,424
Other Charges	\$82,917	\$86,463	\$102,424	\$0	\$102,424
Fixed Assets					
Equipment	\$58,282	\$6,645	\$0	\$0	\$0
Other Financing Uses	\$26,476	\$0	\$0	\$0	\$0
Equity	\$0	\$0	\$0	\$0	\$0
Intrafund	\$1,426	\$932	\$1,750	\$0	\$1,750
Contingencies	\$0	\$0	\$0	\$0	\$0
<b>Gross Costs</b>	<b>\$2,424,172</b>	<b>\$1,855,976</b>	<b>\$3,943,898</b>	<b>\$0</b>	<b>\$3,943,898</b>
Fund Balance	\$0	\$0	\$0	\$0	\$0
<b>Net County Cost</b>	<b>\$1,577,029</b>	<b>\$1,390,715</b>	<b>\$2,363,737</b>	<b>\$0</b>	<b>\$2,363,737</b>

\*Net county cost carryover savings included in the 2015-2016 Recommended Final Budget is \$0.

**PROGRAM DISCUSSION**

At the proposed level of funding, the Department can maintain all regularly scheduled public services. The State legislature has suspended the following mandates which will result in a significant loss of revenue:

**Vote by Mail:** With the suspension of mandated vote by mail submission for voters who make that request, the Elections Division will no longer be eligible to submit a claim for reimbursement for this service.

**Fifteen Day Close of Voter Registration:** The Elections Division will no longer be reimbursed for processing voter registration affidavits from 28 days prior to the election through 15 days before the election.

**State Budget Impacts:** Recently passed or pending legislation is also a cause for concern regarding budget impacts on the Department:

**Election Code §3020** extends acceptance of voted ballots beyond Election Day. Former law required all votes to be cast by 8:00pm on Election Day. Section 3020 mandates that vote by mail ballots received up to three days after Election Day be counted. The elections office must stop its ongoing procedures and use supervisory decision making staff to determine if "late" ballots were cast timely enough to be counted. Steps include determining whether the ballot envelope is postmarked on or before Election Day, whether the ballot envelope has a postmark, if the ballot envelope has a postmark with no date, if the ballot envelope has an illegible postmark, and if the ballot envelope is signed and dated on or before Election Day. Section 3020 further extends election canvass to 30 full days following Elections Day, prolonging the certification of the election.

**Senate Bill 113** was signed into law by Governor Brown in September 2014. This law lowers the minimum age to submit an affidavit of registration to 16 years of age. The law is contingent upon the enactment of the VoteCal statewide voter registration system, expected in mid-2016. This will require upgrades to our existing voter registration management systems that are not currently equipped to handle pre-registration of 16 year-olds. Compliance with this law will also incur ongoing costs for the day-to-day management of a new, separate database of voters who may move, obtain a driver's license, re-register, or need to be removed. It is anticipated that funding for a part time extra help position will be necessary to accommodate this additional workload.

**Elections Code 2170** extends the period of voter registration through Election Day. This new law will be effective January 1, 2017. The close of voter registration prior to an election has legislatively been 15 days prior to Election Day. This new law will allow registration to occur through Election Day. New voters will cast a provisional ballot that will be counted if the conditional voter registration is deemed effective. The Elections Division is mandated to offer each conditional voter both registration and provisional voting. An increase in last minute voter registration that now extends beyond the previous 15 day close of registration and an increase in time consuming activities related to provisional ballots can be anticipated.

On January 10, 2006, the Board authorized the Registrar of Voters to receive and spend a Federal Help America Vote Act (HAVA) grant in the amount of \$2,438,813. The grant funding is to be used for the purchase of voting equipment and election support on a cost reimbursement basis. Stanislaus County has a remaining balance of \$1,076,225 from the original grant funding. This grant provides federal funding to help counties maintain compliance with the requirement of Section 301 of HAVA, including the purchase of voting equipment and election support on a cost reimbursement basis. On January 15, 2008 the Board approved the Secretary of State extension of the original federal HAVA section 301. A second extension of grant monies was approved by the Board on November 15, 2011 extending the contract through December 31, 2015.

On April 29, 2014, the Board of Supervisors authorized the Registrar of Voters to receive and spend another Help America Vote Act (HAVA) grant in the amount of \$52,764 through June 30, 2016. Section 303 of the Act addresses the statewide voter registration system. The Registrar of Voters has been selected as one of the counties to participate in the discovery sessions for the VoteCal Statewide Voter Registration Database Project. Stanislaus County has a remaining balance of \$45,764 from the original grant funding.

The June 2016 presidential primary election is a mandated election. Due to the biennial nature of this type of election, the related costs are not included in this division's base budget. The Department requests an additional \$750,000 General Fund contribution for Fiscal Year 2015-2016 to cover the costs associated with the primary election.

## **STAFFING IMPACTS**

### **Adopted Proposed Budget**

There were no requested changes to the current level of staffing.

Total current authorized positions— 13

### **Final Budget**

There are no requested changes to the current level of staffing.

Total current authorized positions— 13

## **BUDGET RECOMMENDATIONS**

### **Adopted Proposed Budget**

It is recommended that a budget of \$3,943,898 be approved for Clerk-Recorder – Elections Division. This budget is funded from \$1,580,161 in estimated department revenue and a \$2,363,737 contribution from the General Fund. This includes recommended funding from the General Fund in the amount of \$750,000 for the June 2016 presidential primary election.

There are no recommended changes to the current level of staffing.

Total recommended authorized positions— 13

### **Final Budget**

There are no recommended changes in funding to this budget.

There are no recommended changes to the current level of staffing.

Total recommended authorized positions— 13



**STANISLAUS COUNTY, CALIFORNIA**  
**Fiscal Year 2015-2016**



**FISCAL GENERAL SERVICES**  
**Other Protection**

**CLERK-RECORDER—MODERNIZATION TRUST FUND**

Budget Unit 1723 0020500  
 Special Revenue Fund

**SERVICES PROVIDED**

This budget uses funding provided by law to fund necessary maintenance and to upgrade electronic processing equipment within the Clerk-Recorder's Office. Starting in Fiscal Year 2008-2009, this fund also included the revenue and expenses to implement the Social Security Number Truncation program.

**FUND/CASH BALANCE**

As of July 1, 2015, this fund had a positive fund balance of \$2,850,054 compared to the July 1, 2014, positive fund balance of \$3,087,398. This decrease is due to three major projects funded by the Modernization Trust Fund, which include the Film Conversion Project, the Book Restoration Project, and the Social Security Truncation Project. The Department anticipates using \$1,034,452 of fund balance in Fiscal Year 2015-2016 toward these projects. Cash is tracking similar to fund balance. The fund and cash balance for the Modernization fund are expected to decline as these and other modernization projects are implemented.

Clerk-Recorder Modernization					
Classification	2013-2014 Actual	2014-2015 Actual	2015-2016 Adopted Proposed	2015-2016 Recommended Adjustments	2015-2016 Recommended Final Budget
Taxes	\$0	\$0	\$0	\$0	\$0
Licenses, Permits, Franchises	\$0	\$0	\$0	\$0	\$0
Fines, Forfeitures, Penalties	\$0	\$0	\$0	\$0	\$0
Revenue from use of Assets	\$0	\$0	\$0	\$0	\$0
Intergovernmental Revenue	\$0	\$0	\$0	\$0	\$0
Charges for Service	\$744,276	\$782,121	\$645,259	\$0	\$645,259
Miscellaneous Revenue	\$0	\$0	\$0	\$0	\$0
Other Financing Sources	\$0	\$0	\$0	\$0	\$0
<b>Total Revenue</b>	<b>\$744,276</b>	<b>\$782,121</b>	<b>\$645,259</b>	<b>\$0</b>	<b>\$645,259</b>
Salaries and Benefits	\$350,932	\$563,223	\$689,246	\$0	\$689,246
Services and Supplies	\$770,509	\$456,242	\$840,465	\$0	\$840,465
Other Charges	\$0	\$0	\$0	\$0	\$0
Fixed Assets					
Equipment	\$3,091	\$0	\$150,000	\$0	\$150,000
Other Financing Uses	\$10,951	\$0	\$0	\$0	\$0
Equity	\$0	\$0	\$0	\$0	\$0
Intrafund	\$0	\$0	\$0	\$0	\$0
Contingencies	\$0	\$0	\$0	\$0	\$0
<b>Gross Costs</b>	<b>\$1,135,483</b>	<b>\$1,019,465</b>	<b>\$1,679,711</b>	<b>\$0</b>	<b>\$1,679,711</b>
Fund Balance	\$391,207	\$237,344	\$1,034,452	\$0	\$1,034,452
<b>Net County Cost</b>	<b>\$0</b>	<b>\$0</b>	<b>\$0</b>	<b>\$0</b>	<b>\$0</b>

\*Net county cost carryover savings included in the 2015-2016 Recommended Final Budget is \$0.

**PROGRAM DISCUSSION**

At the proposed level of funding, the Department will continue with the projects currently in process. This level of funding will allow the Department to more efficiently deliver public services. As the projects are completed, the public will have easier access to Clerk-Recorder services.

The Division will continue with the fully funded multi-year projects that are currently underway. These projects include the Film Conversion, Historical Book Restoration and the Social Security Number (SSN) Truncation projects.

**STAFFING IMPACTS**

**Adopted Proposed Budget**

Total current authorized positions— 0

**Final Budget**

Total current authorized positions— 0

**BUDGET RECOMMENDATIONS**

**Adopted Proposed Budget**

It is recommended that a budget of \$1,679,711 be approved for Clerk-Recorder – Modernization Trust Fund. This budget is funded from \$645,259 in estimated department revenue and \$1,034,452 in departmental fund balance.

Total recommended authorized positions— 0

**Final Budget**

There are no recommended changes in funding to this budget.

Total recommended authorized positions— 0

**STANISLAUS COUNTY, CALIFORNIA**  
**Fiscal Year 2015-2016**  
**FISCAL GENERAL SERVICES**  
**Other Protection**



**CLERK-RECORDER—VITAL AND HEALTH STATISTICS**

Budget Unit 1786 0020601  
 Special Revenue Fund

**SERVICES PROVIDED**

This budget provides funding that is used for the restoration and preservation of original vital statistics documents (Birth, Death, and Marriage Certificates) showing significant deterioration, as well as the printing and management of appropriate forms permitting public access to records.

**FUND/CASH BALANCE**

As of July 1, 2015, this fund had a positive fund balance of \$254,700 compared to the July 1, 2014, positive fund balance of \$200,010. The slight increase in fund balance is due to increased revenue. Cash is tracking similar to fund balance. The Department anticipates a \$4,909 increase to fund balance in Fiscal Year 2015-2016.

<b>Clerk-Recorder - Vital &amp; Health Statistics</b>					
<b>Classification</b>	<b>2013-2014 Actual</b>	<b>2014-2015 Actual</b>	<b>2015-2016 Adopted Proposed</b>	<b>2015-2016 Recommended Adjustments</b>	<b>2015-2016 Recommended Final Budget</b>
Taxes	\$0	\$0	\$0	\$0	\$0
Licenses, Permits, Franchises	\$0	\$0	\$0	\$0	\$0
Fines, Forfeitures, Penalties	\$0	\$0	\$0	\$0	\$0
Revenue from use of Assets	\$0	\$0	\$0	\$0	\$0
Intergovernmental Revenue	\$0	\$0	\$0	\$0	\$0
Charges for Service	\$47,730	\$54,690	\$54,909	\$0	\$54,909
Miscellaneous Revenue	\$0	\$0	\$0	\$0	\$0
Other Financing Sources	\$0	\$0	\$0	\$0	\$0
<b>Total Revenue</b>	<b>\$47,730</b>	<b>\$54,690</b>	<b>\$54,909</b>	<b>\$0</b>	<b>\$54,909</b>
Salaries and Benefits	\$0	\$0	\$0	\$0	\$0
Services and Supplies	\$92,191	\$0	\$50,000	\$0	\$50,000
Other Charges	\$0	\$0	\$0	\$0	\$0
Fixed Assets	\$0	\$0	\$0	\$0	\$0
Other Financing Uses	\$0	\$0	\$0	\$0	\$0
Equity	\$0	\$0	\$0	\$0	\$0
Intrafund	\$0	\$0	\$0	\$0	\$0
Contingencies	\$0	\$0	\$0	\$0	\$0
<b>Gross Costs</b>	<b>\$92,191</b>	<b>\$0</b>	<b>\$50,000</b>	<b>\$0</b>	<b>\$50,000</b>
<b>Fund Balance</b>	<b>\$44,461</b>	<b>(\$54,690)</b>	<b>(\$4,909)</b>	<b>\$0</b>	<b>(\$4,909)</b>
<b>Net County Cost</b>	<b>\$0</b>	<b>\$0</b>	<b>\$0</b>	<b>\$0</b>	<b>\$0</b>

\*Net county cost carryover savings included in the 2015-2016 Recommended Final Budget is \$0.

**PROGRAM DISCUSSION**

At the proposed level of funding, the Department will continue with the Film Conversion Project that is currently in process. This level of funding will allow the Department to efficiently deliver all public services. As the Film Conversion Project completes, the public will have easier access to Clerk Recorder services.

**STAFFING IMPACTS**

**Adopted Proposed Budget**

Total current authorized positions— 0

**Final Budget**

Total current authorized positions— 0

**BUDGET RECOMMENDATIONS**

**Adopted Proposed Budget**

It is recommended that a budget of \$50,000 be approved for Clerk-Recorder – Vital and Health Statistics. This budget is funded from \$54,909 in estimated department revenue, resulting in an estimated \$4,909 increase to departmental fund balance.

Total recommended authorized positions— 0

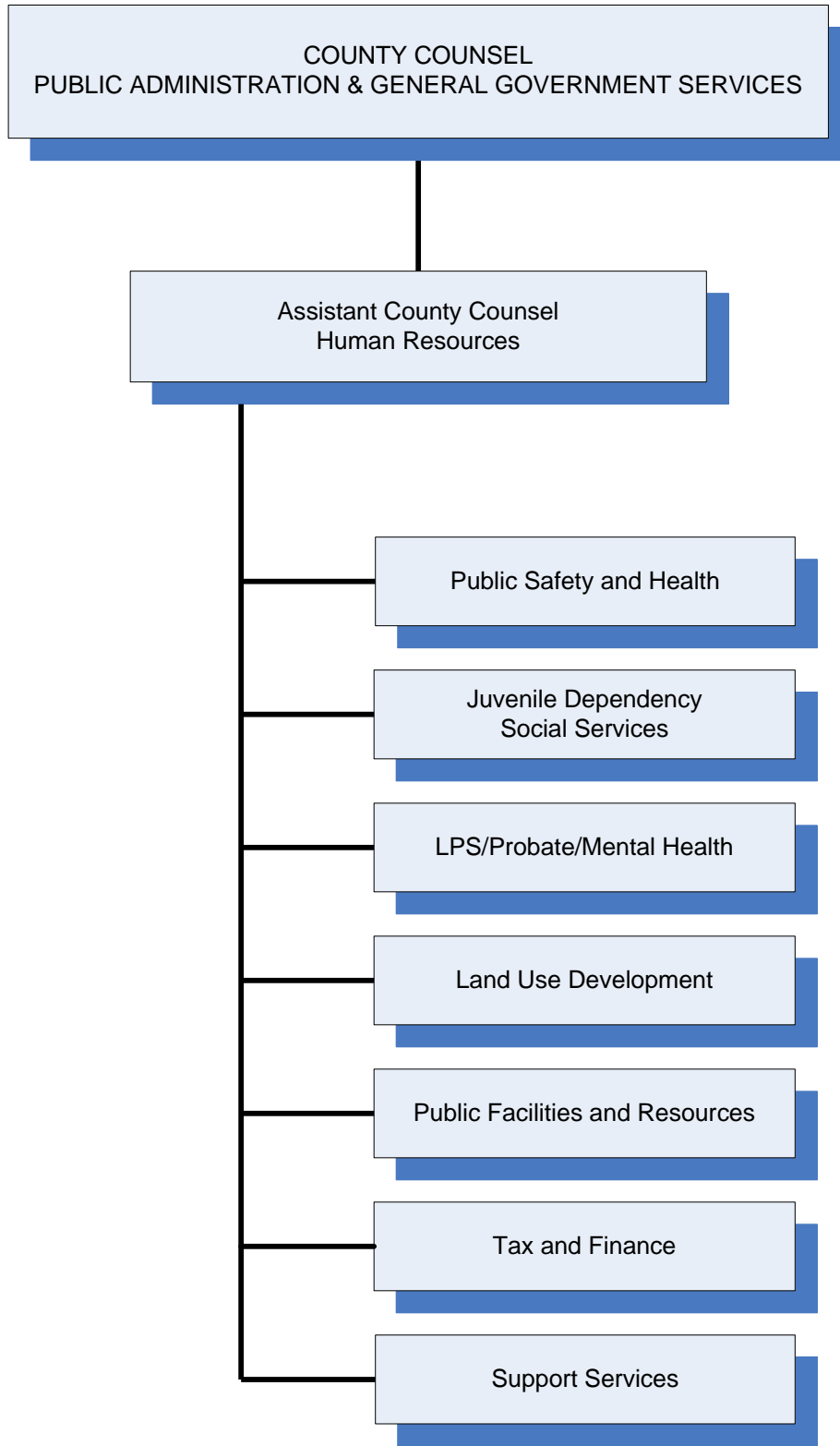
**Final Budget**

There are no recommended changes in funding to this budget.

Total recommended authorized positions— 0

**STANISLAUS COUNTY  
COUNTY COUNSEL**

---



Revised April 2010

**STANISLAUS COUNTY, CALIFORNIA**  
**Fiscal Year 2015-2016**  
**FISCAL GENERAL SERVICES**  
**Counsel**



**COUNTY COUNSEL**  
**John P. Doering, County Counsel**

<b>BUDGET AT A GLANCE</b>	
Gross Costs	\$2,452,542
Total Revenue	\$1,172,987
Fund Balance/Retained Earnings	\$0
<b>Net County Cost</b>	<b>\$1,279,555</b>
Total Recommended Staffing	14
% Funded by Local Discretionary Funds	52.2%

**MISSION STATEMENT**

Legal Excellence: To provide high quality and cost-effective legal services to our clients in a timely manner consistent with the highest ethical standards.

**ACCOMPLISHMENTS AND OBJECTIVES**

The Office of County Counsel will continue to provide legal services and training as required. The Accomplishments of 2014-2015 and Objectives for the 2015-2016 Fiscal Year for County Counsel include:

<b>FISCAL YEAR 2014-2015 ACCOMPLISHMENTS</b>	<b>FISCAL YEAR 2015-2016 OBJECTIVES</b>
<ul style="list-style-type: none"> <li>◆ Provided five State-mandated training sessions, open to all County managers and supervisors, on preventing workplace harassment.</li> <li>◆ Provided one State mandated training session on ethics to elected and appointed officials receiving reimbursement for travel expenses.</li> <li>◆ Achieved 100% compliance with County safety program and policies, with no reportable accidents or injuries.</li> <li>◆ Received judgments totaling \$721,672 associated with the County's regulation of the bail bond industry.</li> <li>◆ Provided legal support for major revision to County Groundwater Ordinance.</li> <li>◆ Provided legal support for AB900 Public Safety Center Expansion Project.</li> </ul>	<ul style="list-style-type: none"> <li>◆ Provide State mandated training on preventing workplace harassment and bullying.</li> <li>◆ Provide State mandated ethics training to elected and appointed officials.</li> <li>◆ Maintain compliance with County safety policies.</li> <li>◆ Enforce bail bond forfeitures, and recover transportation costs incurred by law enforcement agencies.</li> <li>◆ Provide timely legal support for County programs and projects.</li> </ul>

**STANISLAUS COUNTY, CALIFORNIA**  
**Fiscal Year 2015-2016**

---

**FISCAL GENERAL SERVICES**  
**Counsel**



**COUNTY COUNSEL**

Budget Unit 0100 0022000  
General Fund

**SERVICES PROVIDED**

The Office of County Counsel serves as principal legal counsel for the Board of Supervisors and provides legal services to all County offices, departments and commissions. The Office is responsible for legal advice on all matters that impact the overall operation of County government, which include the following:

**General Legal Services** – The General Legal Services Program provides general legal advice and representation to all County departments and programs including Sheriff, Zoning Enforcement, Health Services Agency, Behavioral Health and Recovery Services, Planning, Public Works, Economic Development, and Personnel. Attorneys provide a variety of services in this program area, including research and preparation of legal opinions, litigation pleadings, and preparation of contracts for providing essential government services. Attorneys also provide legal advice and services to special districts.

**Administration** – This program provides a minimum level of legal services as mandated by Government Code section 27640 et seq., and is limited to primary representation of the Board of Supervisors and County departments, supervision of department employees, administration of department resources, and budget preparation and monitoring for the office.

**Child Welfare** – The Child Welfare Program provides all court representation for the Community Services Agency in child dependency cases from detention hearings through termination of parental rights, including all appeals and petitions for extraordinary writs arising out of such matters. Attorneys meet with Social Workers to assist with case management strategy and to assist with presentation of matters to the court. Training is provided to (1) Social Workers in all aspects of providing child dependency services; (2) prospective foster parents as part of the Foster Pride Program; and (3) for community programs such as Court Appointed Special Advocate (CASA). Attorneys also analyze new legislation and provide opinions to the Department, including assistance in preparing contracts necessary for providing child dependency services.

**Support Program** – The Support Program provides essential technical support of the County Counsel mission by assisting attorneys in preparing necessary contracts, correspondence, and pleadings, by fulfilling payroll and accounting functions, and interacting with customers.

**Collections** – The Collections Program provides legal support for court filings necessary to enforce judgments and collect funds owed to the County. Required pleadings are prepared and collection matters are tracked to ensure recovery of funds.

**Solid Waste** – The Solid Waste Program provides general legal advice to the Environmental Resource Department concerning the Geer Road and Fink Road landfills and the Waste-to-Energy project, including defense of existing and potential claims, public records act requests, development, expansion and closure of landfills, revisions to the Service Agreement for operation of the Waste-to-Energy project, and representation of the Solid Waste-to-Energy Committee.

**LAFCO** – The LAFCO Program provides general legal advice to the Stanislaus County Local Agency Formation Commission (LAFCO), including representation of the Commission regarding all matters concerning the Commission. This includes matters of compliance with all applicable laws, such as the Brown Act and the Fair Political Practices Act.

**Capital Projects – The Capital Projects Program handles legal issues relating to the construction process from land acquisition and project financing to post-construction issues. This includes such matters as building contracts, bonds and sureties, construction and builders' liens, tendering, and construction claims.**

**Bail Bonds –** This program provides legal support necessary to assist in collecting on bail bonds that have been forfeited due to criminal defendants failing to appear in court as scheduled. During the last eighteen months, County Counsel, in coordination with the District Attorney's Office, has increased its effort to recover forfeited bonds. This has resulted in a substantial increase in General Fund revenue; from an average of \$35,000 per year to approximately \$350,000 per year. This program is not a mandated service and additional funding may be needed to continue this enhanced effort in the future.

<b>County Counsel</b>					
<b>Classification</b>	<b>2013-2014 Actual</b>	<b>2014-2015 Actual</b>	<b>2015-2016 Adopted Proposed</b>	<b>2015-2016 Recommended Adjustments</b>	<b>2015-2016 Recommended Final Budget</b>
Taxes	\$0	\$0	\$0	\$0	\$0
Licenses, Permits, Franchises	\$0	\$0	\$0	\$0	\$0
Fines, Forfeitures, Penalties	\$491	\$0	\$0	\$0	\$0
Revenue from use of Assets	\$0	\$0	\$0	\$0	\$0
Intergovernmental Revenue	\$0	\$0	\$0	\$0	\$0
Charges for Service	\$1,044,156	\$1,196,172	\$1,172,967	\$0	\$1,172,967
Miscellaneous Revenue	\$118	\$10,082	\$20	\$0	\$20
Other Financing Sources	\$0	\$0	\$0	\$0	\$0
<b>Total Revenue</b>	<b>\$1,044,765</b>	<b>\$1,206,254</b>	<b>\$1,172,987</b>	<b>\$0</b>	<b>\$1,172,987</b>
Salaries and Benefits	\$1,963,606	\$2,168,962	\$2,140,159	\$0	\$2,140,159
Services and Supplies	\$111,457	\$128,595	\$186,895	\$0	\$186,895
Other Charges	\$90,205	\$88,091	\$125,488	\$0	\$125,488
Fixed Assets	\$0	\$0	\$0	\$0	\$0
Other Financing Uses	\$65,817	\$0	\$0	\$0	\$0
Equity	\$0	\$0	\$0	\$0	\$0
Intrafund	\$15	\$0	\$0	\$0	\$0
Contingencies	\$0	\$0	\$0	\$0	\$0
<b>Gross Costs</b>	<b>\$2,231,100</b>	<b>\$2,385,648</b>	<b>\$2,452,542</b>	<b>\$0</b>	<b>\$2,452,542</b>
Fund Balance	\$0	\$0	\$0	\$0	\$0
<b>Net County Cost</b>	<b>\$1,186,335</b>	<b>\$1,179,394</b>	<b>\$1,279,555</b>	<b>\$0</b>	<b>\$1,279,555</b>

\*Net county cost carryover savings included in the 2015-2016 Recommended Final Budget is \$0.

## PROGRAM DISCUSSION

The Office of County Counsel is required by law to provide legal services in all civil matters for County departments, institutions, boards, commissions, and districts. These services are therefore mandated. The Department also provides “preventative” legal advice to County officials and departments in all areas of operation. The Department provides training and advice in areas such as conflicts of interest as well as interpretation of union-County memoranda of understanding, salary and fringe benefit provisions, affirmative action, employment discrimination, personnel officer training, employee discipline, avoidance and transference of liability, contract guidance, bid procedures, workers’ compensation, Americans with Disabilities Act (ADA) matters, Equal Employment Opportunity Commission (EEOC) procedures, and Fair Labor Standard Act (FLSA) issues. While some of these services are discretionary in the sense that the County has no legal obligation to provide them, providing these services save the County far more in reduced exposure to liability and litigation expenses and in reduced employee inefficiency.

AB 1825, which became effective in 2005, requires all California employers with 50 or more employees to provide training for supervisors and managers on the prevention of sexual harassment in the workplace. AB 1234, signed into law in 2005, requires that all local agencies that provide compensation, salary, stipend to or reimburse the expenses of members of a legislative body, must provide ethics training to local agency officials every two years. Both of these laws require that the instructors possess specified qualifications in order for the training to be certified as meeting the legal



mandate. The Office of County Counsel provides instructors who meet the statutorily-mandated qualifications.

At the proposed level of funding, the Department can maintain all mandated programs and services.

### **STAFFING IMPACTS**

#### **Adopted Proposed Budget**

There were no requested changes to the current level of staffing.

Total current authorized positions— 14

#### **Final Budget**

There are no requested changes to the current level of staffing.

Total current authorized positions— 14

### **BUDGET RECOMMENDATIONS**

#### **Adopted Proposed Budget**

It is recommended that a budget of \$2,452,542 be approved for County Counsel. This budget is funded from \$1,172,987 in estimated department revenue and a \$1,279,555 contribution from the General Fund.

There are no recommended changes to the current level of staffing.

Total recommended authorized positions— 14

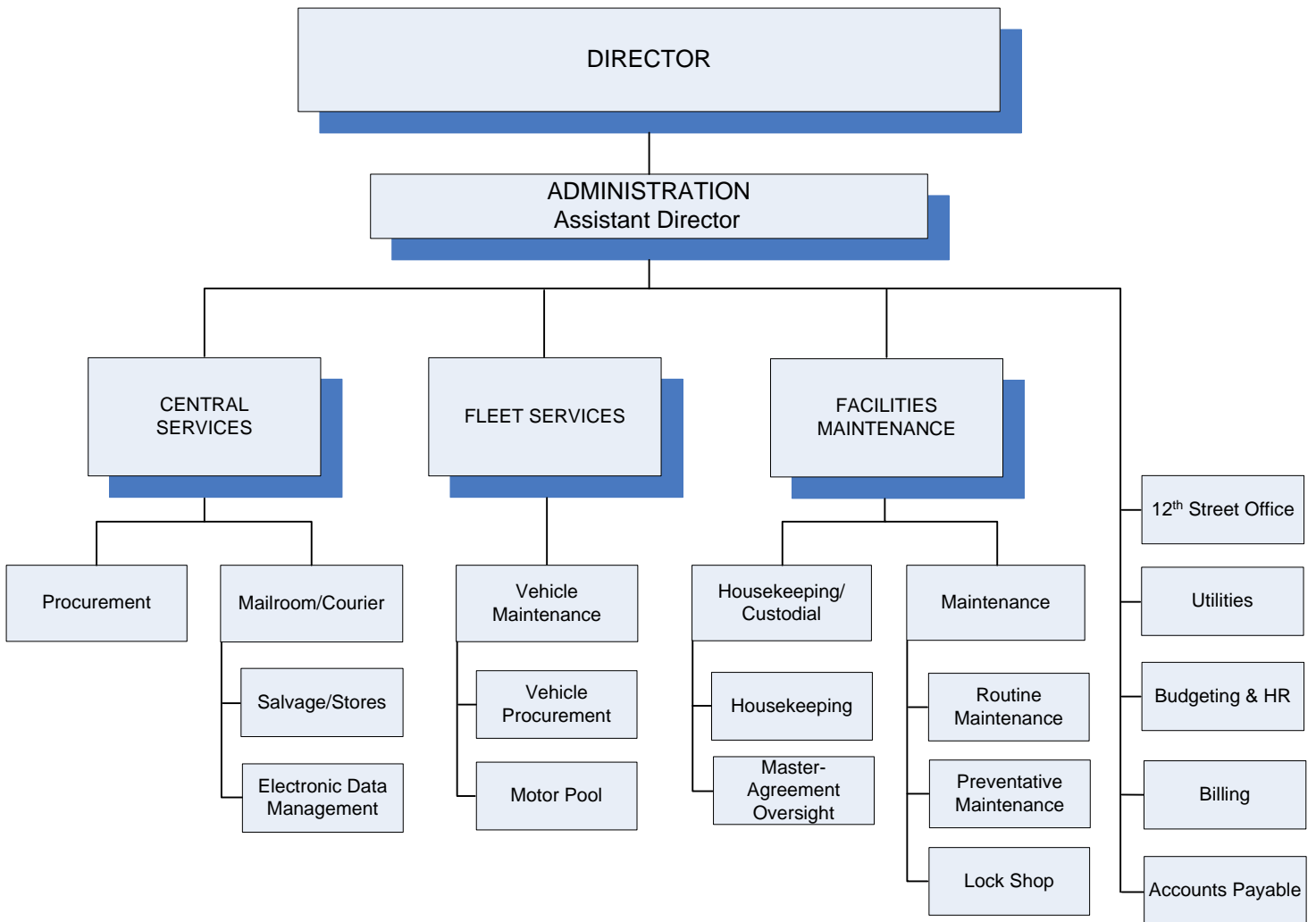
#### **Final Budget**

There are no recommended changes in funding to this budget.

There are no recommended changes to the current level of staffing.

Total recommended authorized positions— 14

STANISLAUS COUNTY  
GENERAL SERVICES AGENCY



Revised August 2014

**STANISLAUS COUNTY, CALIFORNIA**  
**Fiscal Year 2015-2016**  
**FISCAL GENERAL SERVICES**  
**Other General**



**GENERAL SERVICES AGENCY**  
**Keith D. Boggs, Director**

**BUDGET AT A GLANCE**

Gross Costs	\$14,455,564
Total Revenue	\$14,195,522
Fund Balance/Retained Earnings	\$234,747
<b>Net County Cost</b>	<b>\$25,295</b>
Total Recommended Staffing	58
% Funded by Local Discretionary Funds	0.2%

**MISSION STATEMENT**

The General Services Agency is committed to providing a professional level of service and support to our customer clients in an effort to make their community contributions most accessible. Service is our middle name.

**ACCOMPLISHMENTS AND OBJECTIVES**

The General Services Agency (GSA) Operational Priorities are consistent with a refocused, streamlined, and customer-centric business strategy. All divisions are equally committed to core operational objectives that directly support the Board's stated efficiency priority.

The Accomplishments of 2014-2015 and Objectives for the 2015-2016 Fiscal Year for General Services Agency include:

FISCAL YEAR 2014-2015 ACCOMPLISHMENTS	FISCAL YEAR 2015-2016 OBJECTIVES
<ul style="list-style-type: none"> <li>◆ Completed survey of County facilities and produced a Countywide Deferred Maintenance plan, which will allow departments to plan for repairs over the next three fiscal years.</li> <li>◆ Completed the Year 2 of the California State Storm Water Permit process, improving documentation of facilities and current processes.</li> <li>◆ Procured and delivered 77 vehicles to County departments, improving vehicle maintenance costs and safety.</li> </ul>	<ul style="list-style-type: none"> <li>◆ Develop a methodology for monitoring and measuring Countywide vehicle utilization.</li> <li>◆ Repair/resurface/restripe asphalt at ten County facilities, providing improved access to locations.</li> <li>◆ Update Purchasing Policies to provide improved guidance to departments.</li> <li>◆ Complete Year 3 of the California State Storm Water Permit process, improving water quality for County residents.</li> </ul>

**BUDGETS WITHIN THE GENERAL SERVICES AGENCY INCLUDE:**

- ◆ Administration
- ◆ Central Services Division
- ◆ Facilities Maintenance Division
- ◆ Fleet Services Division
- ◆ 12<sup>th</sup> Street Office Building
- ◆ Utilities

**STANISLAUS COUNTY, CALIFORNIA**  
**Fiscal Year 2015-2016**



**FISCAL GENERAL SERVICES**  
**Other General**

**GENERAL SERVICES AGENCY—ADMINISTRATION**

Budget Unit 0100 0019010  
 General Fund

**SERVICES PROVIDED**

The General Services Agency (GSA) provides centralized services over a broad spectrum of support areas, including maintenance and housekeeping of County-owned facilities, contract and purchasing assistance, and vehicle maintenance services to County departments, Animal Services, and 12<sup>th</sup> Street Office Building. These activities are funded through fees that are charged to client departments and customers.

GSA – Administration Division provides oversight and direction for the Agency, which includes Central Services, Fleet Services, Utilities, and Facilities Maintenance divisions. GSA – Administration ensures that all GSA Divisions are achieving operational efficiency and exceptional service standards.

<b>General Services Agency - Administration</b>					
<b>Classification</b>	<b>2013-2014 Actual</b>	<b>2014-2015 Actual</b>	<b>2015-2016 Adopted Proposed</b>	<b>2015-2016 Recommended Adjustments</b>	<b>2015-2016 Recommended Final Budget</b>
Taxes	\$0	\$0	\$0	\$0	\$0
Licenses, Permits, Franchises	\$0	\$0	\$0	\$0	\$0
Fines, Forfeitures, Penalties	\$0	\$0	\$0	\$0	\$0
Revenue from use of Assets	\$0	\$0	\$0	\$0	\$0
Intergovernmental Revenue	\$0	\$0	\$0	\$0	\$0
Charges for Service	\$508,518	\$574,744	\$634,661	\$0	\$634,661
Miscellaneous Revenue	\$0	\$0	\$0	\$0	\$0
Other Financing Sources	\$0	\$0	\$0	\$0	\$0
<b>Total Revenue</b>	<b>\$508,518</b>	<b>\$574,744</b>	<b>\$634,661</b>	<b>\$0</b>	<b>\$634,661</b>
Salaries and Benefits	\$463,179	\$541,988	\$598,642	\$0	\$598,642
Services and Supplies	\$6,576	\$9,071	\$12,611	\$0	\$12,611
Other Charges	\$23,971	\$22,401	\$23,408	\$0	\$23,408
Fixed Assets	\$0	\$0	\$0	\$0	\$0
Other Financing Uses	\$14,782	\$0	\$0	\$0	\$0
Equity	\$0	\$0	\$0	\$0	\$0
Intrafund	\$15	\$0	\$0	\$0	\$0
Contingencies	\$0	\$0	\$0	\$0	\$0
<b>Gross Costs</b>	<b>\$508,523</b>	<b>\$573,460</b>	<b>\$634,661</b>	<b>\$0</b>	<b>\$634,661</b>
Fund Balance	\$0	\$0	\$0	\$0	\$0
<b>Net County Cost</b>	<b>\$5</b>	<b>(\$1,284)</b>	<b>\$0</b>	<b>\$0</b>	<b>\$0</b>

\*Net county cost carryover savings included in the 2015-2016 Recommended Final Budget is \$0.

**PROGRAM DISCUSSION**

At the proposed level of funding, the division can maintain the resources necessary to provide the leadership, program coordination, and management direction to the three major operating divisions of the General Services Agency. Funding will provide for human resource management and accounting services including long-range planning, budgeting, accounting, payroll, and accounts payable services for the Agency. All of these services have been identified as core services. The support functions provided by GSA - Administration eliminate duplication of effort within the department, and allow all

GSA divisions to focus their staff, and their energies, on delivering professional support services to our customer departments.

In Fiscal Year 2014 – 2015, GSA – Administration conducted strategic planning sessions with each GSA division, in order to develop flexible long-range goals. Meeting with leadership and key staff from each division, GSA – Administration uses these plans to develop budgets, as well as goals and deliverables for each division.

In Fiscal Year 2014 – 2015, GSA has completed recruitments for Housekeeper/Custodians, Maintenance Engineers, Equipment Mechanics, and a Manager III. Filling vacant positions, due to transfers, promotions, and retirements, will remain a priority for the department in Fiscal Year 2015 – 2016.

The submitted budget of \$634,661 is 1.1% higher than Fiscal Year 2014 – 2015 Adopted Final Budget, due to assumed increases in Health Care costs effective January 1, 2016. GSA – Administration processes invoices for all GSA divisions and over 1,700 utility payments, annually, for County departments, and charges GSA division costs for work performed to the appropriate departments, agencies, and/or external partners. GSA – Administration is funded entirely through charges to GSA divisions, ensuring that each division has fully recognized all costs associated with providing critical support services.

## **STAFFING IMPACTS**

### **Adopted Proposed Budget**

There were no requested changes to the current level of staffing.

Total current authorized positions— 5

### **Final Budget**

There are no requested changes to the current level of staffing.

Total current authorized positions— 5

## **BUDGET RECOMMENDATIONS**

### **Adopted Proposed Budget**

It is recommended that a budget of \$634,661 be approved for the General Services Agency – Administration. This budget is funded from \$634,661 in estimated department revenue.

There are no recommended changes to the current level of staffing.

Total recommended authorized positions— 5

### **Final Budget**

There are no recommended changes in funding to this budget.

There are no recommended changes to the current level of staffing.

Total recommended authorized positions— 5

**STANISLAUS COUNTY, CALIFORNIA**  
**Fiscal Year 2015-2016**



**FISCAL GENERAL SERVICES**  
**Other General**

**GENERAL SERVICES AGENCY—CENTRAL SERVICES DIVISION**

Budget Unit 5001 0018210  
 Internal Service Fund

**SERVICES PROVIDED**

The GSA – Central Services Division is responsible for acquiring goods and services, negotiating contracts, leasing property and equipment, providing consultation on procurement needs and contract facilitation to County departments, in addition to the sale and/or disposal of surplus County property, mailroom, messenger, and salvage services. As an Internal Service Fund, the costs of these services are charged to all County departments based on the level of service provided.

**FUND/CASH BALANCE**

As of July 1, 2015, this fund had a positive retained earnings balance of \$139,188 compared to the July 1, 2014 positive balance of \$99,927. This increase is due to the improved timing of purchasing postage in Fiscal Year 2014-2015, which is billed to County departments prior to year-end.

As of July 1, 2015, this fund had a positive cash balance of \$225,138 compared to the July 1, 2014 positive balance of \$178,751. This increase is due to the improved timing of purchased postage in Fiscal Year 2014-2015, which is billed to County departments prior to year-end. The difference between the cash and retained earnings is due to non-cash items listed on the balance sheet, such as compensated absences, depreciation and fixed assets.

<b>General Services Agency - Central Services Division</b>					
<b>Classification</b>	<b>2013-2014 Actual</b>	<b>2014-2015 Actual</b>	<b>2015-2016 Adopted Proposed</b>	<b>2015-2016 Recommended Adjustments</b>	<b>2015-2016 Recommended Final Budget</b>
Taxes	\$0	\$0	\$0	\$0	\$0
Licenses, Permits, Franchises	\$0	\$0	\$0	\$0	\$0
Fines, Forfeitures, Penalties	\$0	\$0	\$0	\$0	\$0
Revenue from use of Assets	\$0	\$0	\$0	\$0	\$0
Intergovernmental Revenue	\$0	\$0	\$0	\$0	\$0
Charges for Service	\$1,067,979	\$1,153,494	\$1,290,350	\$0	\$1,290,350
Miscellaneous Revenue	\$80	\$203	\$0	\$0	\$0
Other Financing Sources	\$0	\$1,106	\$0	\$0	\$0
<b>Total Revenue</b>	<b>\$1,068,059</b>	<b>\$1,154,803</b>	<b>\$1,290,350</b>	<b>\$0</b>	<b>\$1,290,350</b>
Salaries and Benefits	\$717,375	\$731,824	\$927,762	\$0	\$927,762
Services and Supplies	\$73,546	\$86,171	\$95,379	\$0	\$95,379
Other Charges	\$245,111	\$248,975	\$267,209	\$0	\$267,209
Fixed Assets	\$0	\$0	\$0	\$0	\$0
Other Financing Uses	\$21,456	\$0	\$0	\$0	\$0
Equity	\$0	\$0	\$0	\$0	\$0
Intrafund	\$0	\$0	\$0	\$0	\$0
Contingencies	\$0	\$0	\$0	\$0	\$0
<b>Gross Costs</b>	<b>\$1,057,488</b>	<b>\$1,066,970</b>	<b>\$1,290,350</b>	<b>\$0</b>	<b>\$1,290,350</b>
Retained Earnings	(\$10,571)	(\$87,833)	\$0	\$0	\$0
<b>Net County Cost</b>	<b>\$0</b>	<b>\$0</b>	<b>\$0</b>	<b>\$0</b>	<b>\$0</b>

\*Net county cost carryover savings included in the 2015-2016 Recommended Final Budget is \$0.

## **PROGRAM DISCUSSION**

At the proposed level of funding, the Department can maintain procurement and logistical services to all County Departments. GSA – Central Services will provide support for acquiring goods and services, negotiating contracts, and leasing property and equipment for the County. In addition to these activities, staff will provide consultation on procurement needs and contract facilitation to County departments. The GSA – Central Services Division will also be responsible for the sale and/or disposal of surplus County property, and provide mailroom, messenger, and salvage services.

In GSA – Purchasing, multiple contracts of similar or same service types are now reviewed as they expire and weighed against efficient practices to realize single source master agreements. This move toward single source master agreements has been successful in improving services and reducing costs in pest control and private security contracts. Other master agreements negotiated by the Purchasing unit of GSA – Central Services include contract janitorial; security guard services; uniform services; overnight shipping; auto parts; office supplies; facilities maintenance supplies; heavy equipment rental; and computer hardware and software procurements.

GSA – Purchasing continues to collaborate with CEO - Risk Management and County Counsel with regard to insurance contracting requirements, to conduct training for all County departments regarding legislative changes affecting the insurance industry.

The submitted budget of \$1,290,350 is 2.8% higher than Fiscal Year 2014 – 2015, due to health care cost assumptions made as part of the Cost Allocation Plan (CAP) budget process and the recruitment of a Manager II to oversee the division.

## **STAFFING IMPACTS**

### **Adopted Proposed Budget**

There were no requested changes to the current level of staffing.

Total current authorized positions— 11

### **Final Budget**

There are no requested changes to the current level of staffing.

Total current authorized positions— 11

## **BUDGET RECOMMENDATIONS**

### **Adopted Proposed Budget**

It is recommended that a budget of \$1,290,350 be approved for the General Services Agency – Central Services Division. This budget is funded from \$1,290,350 in estimated department revenue.

There are no recommended changes to the current level of staffing.

Total recommended authorized positions—11

### **Final Budget**

There are no recommended changes in funding to this budget.

There are no recommended changes to the current level of staffing.

Total recommended authorized positions—11

**STANISLAUS COUNTY, CALIFORNIA**  
**Fiscal Year 2015-2016**  
**FISCAL GENERAL SERVICES**  
**Property Management**



**GENERAL SERVICES AGENCY—FACILITIES MAINTENANCE DIVISION**

Budget Unit 5170 0018700  
Internal Service Fund

**SERVICES PROVIDED**

The General Services Agency (GSA) – Facilities Maintenance Division is comprised of two main programs, Maintenance Services and Custodial Services.

The Maintenance Services unit maintains and operates building systems and equipment for 2.28 million square feet of County-owned facilities, while the Custodial Services unit ensures that County-owned facilities within the County core service area are maintained to a professional standard for all users to work and interact with customers. Additionally, GSA – Facilities Maintenance Division administers contract custodial services for County facilities outside the core service area. In addition to providing lock shop and preventative maintenance services, the Division provides safety remediation and Americans with Disabilities Act (ADA) access ramps for trailers and other County facilities.

GSA – Facilities Maintenance is an Internal Service Fund, charging out costs associated with providing maintenance and custodial services to County departments.

**FUND/CASH BALANCE**

As of July 1, 2015, this fund had a positive retained earnings balance of \$1,207,178 compared to the July 1, 2014 positive balance of \$1,350,949. This decrease is due to the use of retained earnings to purchase new vehicles in Fiscal Year 2014-2015. The Department anticipates using \$266,191 of Retained Earnings in Fiscal Year 2015-2016 for vehicle replacements, vacation cash-outs, storm water permitting costs, and software upgrades.

As of July 1, 2015, this fund had a positive cash balance of \$1,966,360 compared to the July 1, 2014 positive balance of \$1,996,550. This decrease is due to the use of retained earnings to purchase new vehicles in Fiscal Year 2014-2015. The difference between the cash and retained earnings is due to non-cash items listed on the balance sheet, such as compensated absences, depreciation and fixed assets.



<b>General Services Agency - Facilities Maintenance Division</b>					
<b>Classification</b>	<b>2013-2014 Actual</b>	<b>2014-2015 Actual</b>	<b>2015-2016 Adopted Proposed</b>	<b>2015-2016 Recommended Adjustments</b>	<b>2015-2016 Recommended Final Budget</b>
Taxes	\$0	\$0	\$0	\$0	\$0
Licenses, Permits, Franchises	\$0	\$0	\$0	\$0	\$0
Fines, Forfeitures, Penalties	\$0	\$0	\$0	\$0	\$0
Revenue from use of Assets	\$8,616	\$12,744	\$14,592	\$0	\$14,592
Intergovernmental Revenue	\$0	\$0	\$0	\$0	\$0
Charges for Service	\$4,384,327	\$4,448,166	\$5,172,778	\$0	\$5,172,778
Miscellaneous Revenue	\$6,701	\$4,915	\$0	\$0	\$0
Other Financing Sources	\$0	\$3,368	\$0	\$0	\$0
<b>Total Revenue</b>	<b>\$4,399,644</b>	<b>\$4,469,193</b>	<b>\$5,187,370</b>	<b>\$0</b>	<b>\$5,187,370</b>
Salaries and Benefits	\$2,188,628	\$2,146,737	\$2,860,865	\$0	\$2,860,865
Services and Supplies	\$1,456,833	\$1,632,226	\$1,725,614	\$0	\$1,725,614
Other Charges	\$488,804	\$584,949	\$662,632	\$0	\$662,632
Fixed Assets					
Equipment	\$0	\$114,505	\$138,450	\$66,000	\$204,450
Other Financing Uses	\$61,166	\$0	\$0	\$0	\$0
Equity	\$0	\$0	\$0	\$0	\$0
Intrafund	\$0	\$0	\$0	\$0	\$0
Contingencies	\$0	\$0	\$0	\$0	\$0
<b>Gross Costs</b>	<b>\$4,195,431</b>	<b>\$4,478,417</b>	<b>\$5,387,561</b>	<b>\$66,000</b>	<b>\$5,453,561</b>
Retained Earnings	(\$204,213)	\$9,224	\$200,191	\$66,000	\$266,191
<b>Net County Cost</b>	<b>\$0</b>	<b>\$0</b>	<b>\$0</b>	<b>\$0</b>	<b>\$0</b>

\*Net county cost carryover savings included in the 2015-2016 Recommended Final Budget is \$0.

## PROGRAM DISCUSSION

At the proposed level of funding, the Department can provide those services identified as core to the division and our organization. GSA – Facilities Maintenance will maintain building systems and equipment for County-owned facilities, while the Custodial unit will ensure that County-owned facilities within the County core are a healthy location to work and interact with County customers.

GSA – Facilities Maintenance Division has adapted to, and continues to incorporate efficiency measures, including the use of master agreements to standardize products and reduce time spent negotiating contracts, as a best practice operational protocol. All efficiency savings are ultimately passed through to the county departments which GSA – Facilities Maintenance supports.

GSA – Facilities Maintenance works with the Chief Executive Office and GSA – Purchasing to manage projects in the Deferred Maintenance program. This program identifies projects needed to maintain the long-term value of County buildings. In Fiscal Year 2014 – 2015, the Deferred Maintenance program completed among other projects, two elevator-modernizations, reduced County emissions, and painted multiple buildings on the Scenic campus. The Deferred Maintenance working group has developed a three-year plan to complete multiple projects Countywide. The plan includes improvements to park facilities, building-security improvements, improved lighting and climate control, among other projects. If approved, the Deferred Maintenance program will complete asphalt repairs, resurfacing, and re-striping at ten County locations, repair footbridges, and make repairs to the Main Library portico, among other projects in Fiscal Year 2015 – 2016.

GSA – Facilities Maintenance is working with Public Works, Parks, and an external consultant to complete the California State Storm Water Permitting process (MS4 Permit). Year two of the multi-year process was completed in Fiscal Year 2014 – 2015, and year three will focus on improved reporting and continued process improvements.

The submitted budget of \$5,387,561 is 9.1% higher than Fiscal Year 2014 – 2015. The Fiscal Year 2015 – 2016 budget includes funding for a Maintenance Engineer III and two Maintenance Engineer II positions, approved as part of Fiscal Year 2014 - 2015 Final Budget, as well as an assumed increase in Health Care costs effective January 1, 2016. Additionally, GSA – Facilities Maintenance is funding a higher level of maintenance supplies and contracts through the GSA – Facilities Maintenance budget.

Previously this had been budgeted in each individual department's budgets for payment, this procedural change allows for more efficient payment of invoices. Supplies are not subject to overhead, and are passed through to customer departments in the monthly billing.

The GSA – Facilities Maintenance Division has a total fleet of 22 vehicles; of those 12 meet the minimum age and mileage requirements to be considered for replacement under the Fleet Purchasing Policy. In cooperation with General Services Agency Fleet Services, the Department is requesting to replace four vehicles in Fiscal Year 2015-2016. These vehicles are used by Maintenance Engineers to transport tools, equipment, and supplies between job sites. These vehicles will be replaced with similar vehicles and options that are necessary for the environment the vehicles operate in. The cost of the vehicles is estimated to total \$118,450 and will be funded with the use of Retained Earnings.

In addition, GSA – Facilities Maintenance is requesting the use of Retained Earnings in the amount of \$20,000 for two electric carts to be used to maneuver equipment, tools and supplies on large campus environments. The electric carts will replace two carts, each of which are over 15-years old and require significant and on-going maintenance. GSA – Facilities Maintenance is also requesting the use of retained earnings in the amount of \$10,000 to cover the cost of vacation accrual cash outs, and \$51,741 for share of cost with the California State Storm Water Permit.

## **STAFFING IMPACTS**

### **Adopted Proposed Budget**

There were no requested changes to the current level of staffing.

Total current authorized positions— 33

### **Final Budget**

There are no requested changes to the current level of staffing.

Total current authorized positions— 33

## **BUDGET RECOMMENDATIONS**

### **Adopted Proposed Budget**

It is recommended that a budget of \$5,387,561 be approved for General Services Agency – Facilities Maintenance Division. This budget is funded by \$5,187,370 in estimated department revenue and \$200,191 in departmental Retained Earnings.

There are no recommended changes to the current level of staffing.

Total recommended authorized positions—33

### **Final Budget**

The Department currently uses Cascade Software Cost Accounting Management Software (CAMS) for billing their customers and a separate system to do their work orders. To improve processes between the functions, and eliminate manual work, a Request for Proposal (RFP) was conducted. Through the RFP process it was determined that CAMS could be integrated to perform both functions more efficiently. The Department is requesting an increase of \$66,000 in appropriations for the installation of CAMS mobile application with customization, to be funded with departmental fund balance. On-site training of staff and software support is included.

The department requests for Final Budget are recommended in full. It is recommended that a budget of \$5,453,561 be approved for General Services Agency – Facilities Maintenance Division. This budget is funded by \$5,187,370 in estimated department revenue and \$266,191 in departmental Retained Earnings.

There are no recommended changes to the current level of staffing.

Total recommended authorized positions—33

**STANISLAUS COUNTY, CALIFORNIA**  
**Fiscal Year 2015-2016**  

---

**FISCAL GENERAL SERVICES**  
**Other General**



**GENERAL SERVICES AGENCY—FLEET SERVICES DIVISION**

Budget Unit 5021 0018500  
Internal Service Fund

**SERVICES PROVIDED**

The General Services Agency (GSA) – Fleet Services Division provides preventative and prescriptive maintenance for over 847 County vehicles and other pieces of specialized equipment. GSA – Fleet Services provides full vehicle maintenance services, including assistance with vehicle acquisition, vehicle registration, preventative maintenance, accident management, vehicle repair, motor pool services, and salvage/auction. Fleet Services complies with State and Federal regulatory requirements including vehicle smog inspection, OSHA vehicle safety standards, and EPA hazardous waste standards.

**FUND/CASH BALANCE**

As of July 1, 2015, this fund had a positive retained earnings balance of \$1,231,737 compared to the July 1, 2014 positive balance of \$1,085,586. This increase is due to an increased use of Motor Pool vehicles, and improved revenue as a result of being fully staffed. The Department anticipates increasing Retained Earnings by \$31,444 in Fiscal Year 2015-2016 due to an anticipated increase in Motor Pool revenue.

As of July 1, 2015, this fund had a positive cash balance of \$856,253 compared to the July 1, 2014 positive balance of \$601,603. This increase is due to an increased use of Motor Pool vehicles, and improved revenue as a result of being fully staffed. The difference between the cash and retained earnings is due to non-cash items listed on the balance sheet, such as compensated absences, depreciation and fixed assets.

<b>General Services Agency - Fleet Services Division</b>					
<b>Classification</b>	<b>2013-2014 Actual</b>	<b>2014-2015 Actual</b>	<b>2015-2016 Adopted Proposed</b>	<b>2015-2016 Recommended Adjustments</b>	<b>2015-2016 Recommended Final Budget</b>
Taxes	\$0	\$0	\$0	\$0	\$0
Licenses, Permits, Franchises	\$0	\$0	\$0	\$0	\$0
Fines, Forfeitures, Penalties	\$0	\$0	\$0	\$0	\$0
Revenue from use of Assets	\$0	\$0	\$0	\$0	\$0
Intergovernmental Revenue	\$0	\$0	\$0	\$0	\$0
Charges for Service	\$2,641,687	\$2,826,230	\$2,790,626	\$0	\$2,790,626
Miscellaneous Revenue	\$27,564	\$21,377	\$0	\$0	\$0
Other Financing Sources	\$21,071	\$13,598	\$0	\$0	\$0
<b>Total Revenue</b>	<b>\$2,690,322</b>	<b>\$2,861,205</b>	<b>\$2,790,626</b>	<b>\$0</b>	<b>\$2,790,626</b>
Salaries and Benefits	\$765,477	\$770,422	\$851,691	\$0	\$851,691
Services and Supplies	\$1,521,080	\$1,573,537	\$1,652,775	\$0	\$1,652,775
Other Charges	\$208,150	\$234,702	\$227,716	\$0	\$227,716
Fixed Assets					
Equipment	\$0	\$74,831	\$27,000	\$0	\$27,000
Other Financing Uses	\$23,328	\$0	\$0	\$0	\$0
Equity	\$0	\$0	\$0	\$0	\$0
Intrafund	\$0	\$0	\$0	\$0	\$0
Contingencies	\$0	\$0	\$0	\$0	\$0
<b>Gross Costs</b>	<b>\$2,518,035</b>	<b>\$2,653,492</b>	<b>\$2,759,182</b>	<b>\$0</b>	<b>\$2,759,182</b>
Retained Earnings	(\$172,287)	(\$207,713)	(\$31,444)	\$0	(\$31,444)
<b>Net County Cost</b>	<b>\$0</b>	<b>\$0</b>	<b>\$0</b>	<b>\$0</b>	<b>\$0</b>

\*Net county cost carryover savings included in the 2015-2016 Recommended Final Budget is \$0.

**PROGRAM DISCUSSION**

At the proposed level of funding, the Department can perform necessary vehicle preventative maintenance and repairs, as well as provide assistance with vehicle purchase; registration; emissions; surplus/salvage of vehicles; vehicle accidents; undercover plates and registration; and maintain the County fuel Cardlock program, all of which have been identified as core services within the division.

GSA – Fleet Services continues to work toward sustainable practices. GSA – Fleet Services ensures that Stanislaus County vehicles are properly maintained and compliant with emissions standards, removing non-compliant vehicles from service. Motor oil and other hazardous chemicals are handled in an environmentally sensitive manner, and the Division utilizes green or eco-friendly materials whenever possible and economically prudent.

In Fiscal Year 2015 – 2016, GSA – Fleet Services will develop an improved GPS-based method of tracking vehicle mileage and utilization. This project is anticipated to take several fiscal cycles to complete.

The submitted budget of \$2,759,182 is 0.41% lower than Fiscal Year 2014 – 2015, due to anticipated reductions in gasoline costs. The GSA – Fleet Services budget includes the replacement of two chillers at the Fleet Services Shop. The chillers are beyond expected design life and will be replaced with models that are more efficient. The use of \$27,000 in Retained Earnings for replacement of the two chillers is expected to be offset by Motor Pool revenue, which is projected at \$63,444, for a net increase to Retained Earnings of \$31,444.

**COUNTYWIDE VEHICLE PROCUREMENT**

In accordance with the County of Stanislaus General Services Agency Fleet Services Policy as approved by the Stanislaus County Board of Supervisors on March 12, 2013, departments have submitted requests for vehicles to the GSA Fleet Manager for approval. The following vehicles have been approved for submission to the Board of Supervisors.

**STANISLAUS COUNTY GENERAL SERVICES AGENCY - FLEET SERVICES DIVISION  
VEHICLE PURCHASES  
FISCAL YEAR 2015 - 2016**

<b>Department</b>	<b>Vehicle Type</b>	<b>Replacement Vehicles</b>	<b>New Vehicles</b>	<b>Total Quantity</b>
<b>Agriculture Commissioner</b>	1/2-Ton Pickup	3		3
<b>Animal Services (SASA)</b>	Animal Control Unit	1		1
<b>Behavioral Health and Recovery Services</b>	3/4-Ton Crew with Lift Gate	1		1
	Full size cargo van	1		1
	Full Sized Sedan	1		1
	Hybrid	1		1
	Mid-sized Sedan	2	1	3
	Mini Passenger Van	6	3	9
<b>Community Services Agency</b>	Hybrid	1		1
	Mid-sized Sedan	2		2
	Mini Passenger Van	1		1
<b>District Attorney</b>	1/2-Ton Pickup	1		1
	Mid-sized Sedan	5	1	6
	SUV Utility	1		1
	SUV Utility 4x4		1	1
<b>Environmental Resources</b>	1/2-Ton Pickup	1	1	2
	1/2-Ton Pickup 4x4		1	1
	Compact Pickup	2		2
	Compact SUV Hybrid	1		1
<b>GSA - Facilities Maintenance</b>	3/4-Ton Utility	4		4
	Electric Cart	2		2
<b>Parks and Recreation</b>	3/4-Ton Extended 4X4	4		4
<b>Planning - Building Permits</b>	SUV Utility	2		2
<b>Probation</b>	Mid-sized Sedan	2		2
	Patrol SUV	6		6
<b>Sheriff</b>	1-Ton Truck		1	1
	3/4-Ton Truck 4x4	1		1
	4x4 Patrol	1		1
	4x4 Utility	3		3
	Full Size Sedan	1		1
	Horse Trailer		1	1
	Mid-sized Sedan	9	10	19
	Patrol Vehicle	18	13	31
	Utility	1		1
<b>Total</b>		<b>85</b>	<b>33</b>	<b>118</b>

Of the 118 vehicles requested, 33 vehicles are new, and 85 vehicles are for replacement of current vehicles. Of the 85 vehicles submitted for replacement, six vehicles will be moved to Motor Pool, and 27 vehicles will have vehicle insignias changed to reflect the new use as non-emergency vehicles by the Jail, STARS, Explorer, or Emergency Vehicle Operations Course (EVOC). The remaining 52 vehicles will be stripped of economically feasible parts and sent to salvage. Of the 33 new vehicles, 23 are due to public safety restoration.

**STAFFING IMPACTS**

**Adopted Proposed Budget**

There were no requested changes to the current level of staffing.

Total current authorized positions— 9

**Final Budget**

There are no requested changes to the current level of staffing.

Total current authorized positions— 9

**BUDGET RECOMMENDATIONS**

**Adopted Proposed Budget**

It is recommended that a budget of \$2,759,182 be approved for General Services Agency – Fleet Services Division. This budget is funded by \$2,790,626 in estimated department revenue, with an increase of \$31,444 to departmental Retained Earnings.

There are no recommended changes to the current level of staffing.

Total recommended authorized positions— 9

**Final Budget**

At the Proposed Budget, two departments realized that a request was not included in the original vehicle listing. The Department of Environmental Resources (DER) is requesting to replace one vehicle and Behavioral Health and Recovery Services is requesting to add a new vehicle, in addition to their original requests approved in the Adopted Proposed Budget. In addition, a new vehicle request is included for DER in to support the new Code Enforcement manager position.

Department	Vehicle Type	Replacement Vehicles	New Vehicles	Total Quantity
Behavioral Health and Recovery Services	Mini Passenger Van		1	1
Environmental Resources	1/2-Ton Pickup	1	1	2
<b>Total</b>		<b>1</b>	<b>2</b>	<b>3</b>

There are no recommended changes in funding to this budget.

There are no recommended changes to the current level of staffing.

Total recommended authorized positions— 9

**STANISLAUS COUNTY, CALIFORNIA**  
**Fiscal Year 2015-2016**  
**FISCAL GENERAL SERVICES**  
**Other General**



**GENERAL SERVICES AGENCY—12TH STREET OFFICE BUILDING**

Budget Unit 171A 0016200  
 Special Revenue Fund

**SERVICES PROVIDED**

The 12<sup>th</sup> Street Office Building is owned jointly by Stanislaus County, Stanislaus County Employees Retirement Association (StanCERA), and a private developer, Westland Development Corporation. The facility was completed and opened in 2006.

The General Services Agency (GSA) – 12<sup>th</sup> Street Office budget is managed by the GSA – Administration Division. This budget was established to process and distribute operational costs associated with the 12<sup>th</sup> Street Office Building Condominium Association. Those costs include utilities, maintenance, custodial, and other ongoing costs of the building.

**FUND/CASH BALANCE**

As of July 1, 2015, this fund had a positive fund balance of \$1,018 compared to the July 1, 2014 positive balance of \$6,952. This decrease is due to the approved use of Fund Balance in Fiscal Year 2014-2015, as approved by the Condominium Association and Board of Supervisors.

As of July 1, 2015, this fund had a negative cash balance of \$31 compared to the July 1, 2014 positive balance of \$6,952. The negative balance, and the difference between cash and fund balance, is due to an outstanding receivable that will be paid in the first quarter of Fiscal Year 2015-2016.

<b>General Services Agency - 12th Street - Office Building</b>					
<b>Classification</b>	<b>2013-2014 Actual</b>	<b>2014-2015 Actual</b>	<b>2015-2016 Adopted Proposed</b>	<b>2015-2016 Recommended Adjustments</b>	<b>2015-2016 Recommended Final Budget</b>
Taxes	\$0	\$0	\$0	\$0	\$0
Licenses, Permits, Franchises	\$0	\$0	\$0	\$0	\$0
Fines, Forfeitures, Penalties	\$0	\$0	\$0	\$0	\$0
Revenue from use of Assets	\$0	\$0	\$0	\$0	\$0
Intergovernmental Revenue	\$0	\$0	\$0	\$0	\$0
Charges for Service	\$15,030	\$11,767	\$20,857	\$0	\$20,857
Miscellaneous Revenue	\$0	\$0	\$0	\$0	\$0
Other Financing Sources	\$0	\$0	\$0	\$0	\$0
<b>Total Revenue</b>	<b>\$15,030</b>	<b>\$11,767</b>	<b>\$20,857</b>	<b>\$0</b>	<b>\$20,857</b>
Salaries and Benefits	\$0	\$0	\$0	\$0	\$0
Services and Supplies	\$10,692	\$9,042	\$14,949	\$0	\$14,949
Other Charges	\$22,049	\$17,206	\$31,203	\$0	\$31,203
Fixed Assets	\$0	\$0	\$0	\$0	\$0
Other Financing Uses	\$0	\$0	\$0	\$0	\$0
Equity	\$0	\$0	\$0	\$0	\$0
Intrafund	\$0	\$0	\$0	\$0	\$0
Contingencies	\$0	\$0	\$0	\$0	\$0
<b>Gross Costs</b>	<b>\$32,741</b>	<b>\$26,248</b>	<b>\$46,152</b>	<b>\$0</b>	<b>\$46,152</b>
<b>Fund Balance</b>	<b>\$854</b>	<b>\$5,934</b>	<b>\$0</b>	<b>\$0</b>	<b>\$0</b>
<b>Net County Cost</b>	<b>\$16,857</b>	<b>\$8,547</b>	<b>\$25,295</b>	<b>\$0</b>	<b>\$25,295</b>

\*Net county cost carryover savings included in the 2015-2016 Recommended Final Budget is \$0.



## **PROGRAM DISCUSSION**

At the proposed level of funding, the Department can maintain normal expenses associated with the 12<sup>th</sup> Street Office Building. The budget includes expenses for the 12<sup>th</sup> Street Condominium Association, which is comprised of the County, StanCERA, and Westland Development Company as approved by the Board of Supervisors on July 11, 2006.

The submitted budget of \$46,152 represents a decrease of \$2,569 (-5.3%) from Fiscal Year 2014 – 2015, due to a stabilization of maintenance costs. Included in this budget are UL Safety inspections, pigeon remediation expenses, and recognition of increased insurance costs.

## **STAFFING IMPACTS**

### **Adopted Proposed Budget**

Total current authorized positions— 0

### **Final Budget**

Total current authorized positions— 0

## **BUDGET RECOMMENDATIONS**

### **Adopted Proposed Budget**

It is recommended that a budget of \$46,152 be approved for General Services Agency – 12<sup>th</sup> Street Office Building. This budget is funded by \$20,857 in estimated department revenue, and a contribution of \$25,295 from the General Fund.

Total recommended authorized positions— 0

### **Final Budget**

There are no recommended changes in funding to this budget.

Total recommended authorized positions— 0

**STANISLAUS COUNTY, CALIFORNIA**  
**Fiscal Year 2015-2016**



**FISCAL GENERAL SERVICES**  
**Property Management**

**GENERAL SERVICES AGENCY—UTILITIES**

Budget Unit 5170 0018720  
 Internal Service Fund

**SERVICES PROVIDED**

General Services Agency (GSA) – Utilities, which is managed through GSA – Administration, processes utility payments on behalf of County departments, and monitors changes in utility rates for the County.

**FUND/CASH BALANCE**

As of July 1, 2015, this fund had a zero retained earnings balance compared to the July 1, 2014 zero balance. GSA – Utilities is a pass-through budget, billing out only for expenses incurred, and included in the GSA – Facilities Maintenance fund.

<b>General Services Agency - Utilities</b>					
<b>Classification</b>	<b>2013-2014 Actual</b>	<b>2014-2015 Actual</b>	<b>2015-2016 Adopted Proposed</b>	<b>2015-2016 Recommended Adjustments</b>	<b>2015-2016 Recommended Final Budget</b>
Taxes	\$0	\$0	\$0	\$0	\$0
Licenses, Permits, Franchises	\$0	\$0	\$0	\$0	\$0
Fines, Forfeitures, Penalties	\$0	\$0	\$0	\$0	\$0
Revenue from use of Assets	\$0	\$0	\$0	\$0	\$0
Intergovernmental Revenue	\$0	\$0	\$0	\$0	\$0
Charges for Service	\$4,159,818	\$4,144,606	\$4,271,658	\$0	\$4,271,658
Miscellaneous Revenue	\$0	\$0	\$0	\$0	\$0
Other Financing Sources	\$0	\$0	\$0	\$0	\$0
<b>Total Revenue</b>	<b>\$4,159,818</b>	<b>\$4,144,606</b>	<b>\$4,271,658</b>	<b>\$0</b>	<b>\$4,271,658</b>
Salaries and Benefits	\$0	\$0	\$0	\$0	\$0
Services and Supplies	\$4,137,000	\$4,138,740	\$4,263,984	\$0	\$4,263,984
Other Charges	\$5,474	\$5,866	\$7,674	\$0	\$7,674
Fixed Assets	\$0	\$0	\$0	\$0	\$0
Other Financing Uses	\$0	\$0	\$0	\$0	\$0
Equity	\$0	\$0	\$0	\$0	\$0
Intrafund	\$0	\$0	\$0	\$0	\$0
Contingencies	\$0	\$0	\$0	\$0	\$0
<b>Gross Costs</b>	<b>\$4,142,474</b>	<b>\$4,144,606</b>	<b>\$4,271,658</b>	<b>\$0</b>	<b>\$4,271,658</b>
Retained Earnings	(\$17,344)	\$0	\$0	\$0	\$0
<b>Net County Cost</b>	<b>\$0</b>	<b>\$0</b>	<b>\$0</b>	<b>\$0</b>	<b>\$0</b>

\*Net county cost carryover savings included in the 2015-2016 Recommended Final Budget is \$0.

**PROGRAM DISCUSSION**

At the proposed level of funding GSA – Utilities will be maintained by the GSA – Administration Division and payments will be made on behalf of County departments and Joint Powers Agreements (JPA). The submitted budget of \$4,271,658 is \$53,522 lower (-1.2%) than Fiscal Year 2014 – 2015, due to an over allocation in the prior fiscal year. Only actual invoices are paid and any savings will be passed on to departments.

Utility costs are highly seasonal, and continue to be volatile. Fluctuations in payments may be due to market forces, weather, changes in technology, and/or usage. GSA monitors utility payments on a monthly basis, and reports any unanticipated changes to the Chief Executive Office.

#### **STAFFING IMPACTS**

##### **Adopted Proposed Budget**

Total current authorized positions— 0

##### **Final Budget**

Total current authorized positions— 0

#### **BUDGET RECOMMENDATIONS**

##### **Adopted Proposed Budget**

It is recommended that a budget of \$4,271,658 be approved for General Services Agency – Utilities Division. This budget is funded by \$4,271,658 in estimated department revenue.

Total recommended authorized positions— 0

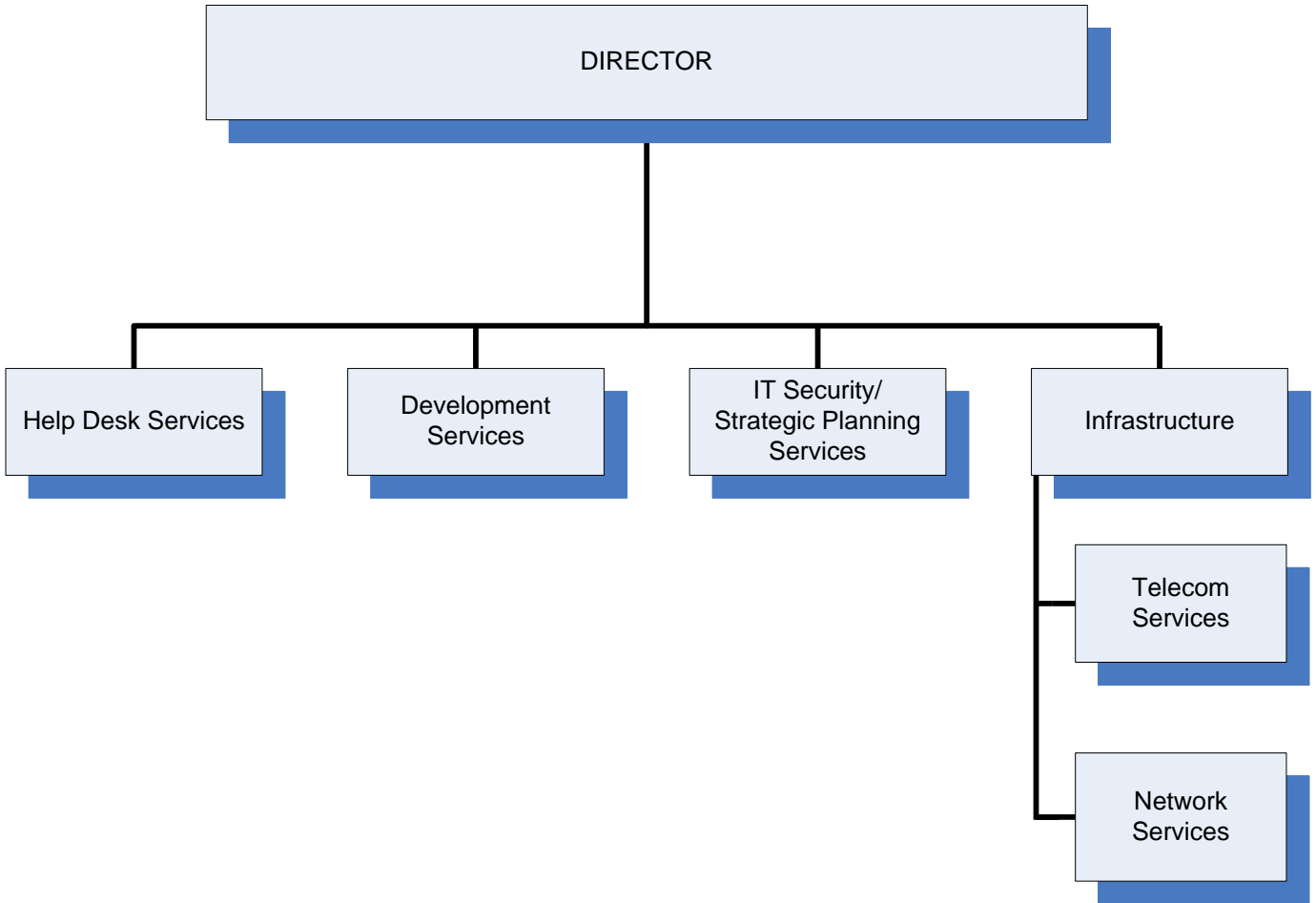
##### **Final Budget**

There are no recommended changes in funding to this budget.

Total recommended authorized positions— 0

**STANISLAUS COUNTY  
STRATEGIC BUSINESS TECHNOLOGY**

---



Revised March 2012



**FISCAL GENERAL SERVICES**  
**Other General**

**STRATEGIC BUSINESS TECHNOLOGY**  
**Marcia Cunningham, Director**

<b>BUDGET AT A GLANCE</b>	
Gross Costs	\$6,374,772
Total Revenue	\$5,335,719
Fund Balance/Retained Earnings	<u>\$1,039,053</u>
<b>Net County Cost</b>	<b>\$0</b>
Total Recommended Staffing	24
% Funded by Local Discretionary Funds	0.0%

**MISSION STATEMENT**

The mission of the Strategic Business Technology Department (SBT) is to provide a positive impact on County and community stakeholders by delivering business critical systems and infrastructure. SBT is committed to providing a high standard of technical leadership and direction while connecting the processes and communication relationships throughout Stanislaus County. SBT strives to build and enhance high performance and cost effective web-based products while maximizing customer service and technical capability and evaluating and integrating potential technologies and tools that will meet the future needs of the Stanislaus County information technology architectural vision.

**ACCOMPLISHMENTS AND OBJECTIVES**

The Accomplishments of 2014-2015 and Objectives for the 2015-2016 Fiscal Year for Strategic Business Technology include:

FISCAL YEAR 2014-2015 ACCOMPLISHMENTS	FISCAL YEAR 2015-2016 OBJECTIVES
<ul style="list-style-type: none"> <li>◆ Implemented Mobile Device Management and Web Filtering Solutions.</li> <li>◆ Completed upgrades to both the Oracle Financials and PeopleSoft databases from version 11.2.0.3 to 11.2.0.4.</li> <li>◆ Implemented Board of Supervisors Mobile site and live streaming upgrade to support mobile devices. Allowing customers to view the Board meeting on any mobile device.</li> <li>◆ Completed the Web Site design and began converting the County Web Sites: enhanced graphics, department focus, and department level search features, auto-fit of device being utilized including mobile devices.</li> <li>◆ Completed the design and began implementation of core network infrastructure at Tenth Street Place. Upgrading aging switches to Power over Ethernet (POE). This paves the way for future implementation to Voice over Internet Protocol and eliminates the last of legacy Private Branch Exchange equipment.</li> </ul>	<ul style="list-style-type: none"> <li>◆ Implement Stanislaus County's new Web Site design. Some of the enhancements provided by the new Web design provide the customer ease of use by automatically detecting the device and displaying information to fit that device. Greater emphasis on mobile services, improved search capabilities, and much more.</li> <li>◆ Complete implementation of Tenth Street Place switch upgrade. Replacing aged equipment ensures the delivery data, connectivity and information.</li> <li>◆ Install new backup storage system at SBT 801 datacenter. This will allow replication of data from the primary site to this site as a secondary/backup; providing improved turnaround time in a recovery situation.</li> <li>◆ Upgrade Oracle PeopleSoft and Financial database; and begin application upgrades from version 11.2.0.4 to 12.1. This is the first step in moving towards application upgrades. Begin PeopleSoft application upgrades from version 9.1 to version 9.2; schedule to be completed prior to September 2017. Doing the upgrades in-house provides a cost</li> </ul>

FISCAL YEAR 2014-2015 ACCOMPLISHMENTS	FISCAL YEAR 2015-2016 OBJECTIVES
	<p>effective means of keeping our systems current.</p> <ul style="list-style-type: none"> <li>◆ Implement Network Configuration Management Software. The monitoring software has the ability to quickly detect, diagnose, and resolve network performance issues and outages. Providing improved efficiencies and availability of Networks.</li> </ul>

**BUDGETS WITHIN STRATEGIC BUSINESS TECHNOLOGY INCLUDE:**

- ◆ Strategic Business Technology
- ◆ Strategic Business Technology--Telecommunications



## **STRATEGIC BUSINESS TECHNOLOGY**

Budget Unit 5031 0048100  
Internal Service Fund

### **SERVICES PROVIDED**

#### **Help Desk & Desktop Support Services**

Strategic Business Technology (SBT) provides a variety of desktop support to County departments based on the customer's technical resources, including proactive patch management for virus protection and system integrity. A Customer Support Center is available for the benefit of customers from 7:30 AM to 5:00 PM Monday through Friday, except legal holidays and County specified closure days. Technical support can be provided for any one of the services provided to customers of Strategic Business Technology.

#### **Financial Applications**

The Financial Application Support Group maintains the Oracle applications used by County departments. Applications included are the Oracle Financial Management System (FMS) and the PeopleSoft Human Resource Management System (HRMS). In addition, the group provides database administration services for the Oracle database system, as well as supporting add-on modules and data integration between applications.

#### **E-Mail Hosting Services**

Strategic Business Technology provides a highly available, secure e-mail system for Stanislaus County departments. Strategic Business Technology's e-mail system enables County staff to communicate with one another as well as with the rest of the world via the Internet.

#### **Local Area and Wide Area Network Support**

Strategic Business Technology maintains the systems that allow customers to connect to countywide applications and intercommunicate with other Strategic Business Technology customers and external entities such as the State of California. Strategic Business Technology provides a Local Area Network (LAN) service on behalf of many County departments. This service provides management of necessary network equipment such as routers, switches, and security systems. This service also provides electronic data printing hosting services. Engineers are on-call to support networks and servers 24 hours a day, 365 days a year.

#### **Information Security**

Information security services include providing security direction and support to County departments. Strategic Business Technology provides proactive monitoring and vulnerability assessment of network equipment, file servers and desktop personal computers.

#### **County Website**

Strategic Business Technology, working with County departments and divisions, focuses on opportunities to realize the benefits of emerging Internet technologies to extend the ability of government to provide information and services to County residents, businesses, civic groups, and other interested parties. Strategic Business Technology provides content updates for departments as well as the development of new Web sites.

## Web Application Development & Support

Development services are offered by Strategic Business Technology in the areas of system integration, electronic document management (EDM), E-government (on-line) applications and development, and installed software support. Strategic Business Technology provides full database administration services for Oracle, SQL, and MySQL.

### FUND/CASH BALANCE

As of July 1, 2015, this fund had a positive fund/retained earnings balance of \$2,707,625 compared to the July 1, 2014 positive balance of \$2,577,425. This increase is due to a transfer in June 2015 in the amount of \$100,000 from Probation to fund the Juvenile Institution Digital Video Recorder and Surveillance solution in Fiscal Year 2015-2016. The remaining \$30,200 is due to the purchase of capital assets (equipment) to expand the County's storage system.

As of July 1, 2015, this fund had a positive cash balance of \$2,455,324 compared to the July 1, 2014 positive balance of \$2,225,215. The increase is due SBT continuing to support Modesto Regional Fire Authority through June 2015, a new support contract with Salida Fire Protection District in the amount of \$12,319, and \$113,051 in revenue from unanticipated projects in FY 2014-2015. The difference between cash and retained earnings balance is due to capital assets (equipment) that have not yet fully depreciated.

<b>Strategic Business Technology</b>					
<b>Classification</b>	<b>2013-2014 Actual</b>	<b>2014-2015 Actual</b>	<b>2015-2016 Adopted Proposed</b>	<b>2015-2016 Recommended Adjustments</b>	<b>2015-2016 Recommended Final Budget</b>
Taxes	\$0	\$0	\$0	\$0	\$0
Licenses, Permits, Franchises	\$0	\$0	\$0	\$0	\$0
Fines, Forfeitures, Penalties	\$0	\$0	\$0	\$0	\$0
Revenue from use of Assets	\$0	\$0	\$0	\$0	\$0
Intergovernmental Revenue	\$0	\$0	\$0	\$0	\$0
Charges for Service	\$3,887,698	\$4,274,562	\$4,475,360	\$0	\$4,475,360
Miscellaneous Revenue	\$130	\$34	\$0	\$0	\$0
Other Financing Sources	(\$9,776)	(\$1,201)	\$0	\$0	\$0
<b>Total Revenue</b>	<b>\$3,878,052</b>	<b>\$4,273,395</b>	<b>\$4,475,360</b>	<b>\$0</b>	<b>\$4,475,360</b>
Salaries and Benefits	\$2,512,489	\$2,492,373	\$2,980,317	\$0	\$2,980,317
Services and Supplies	\$926,983	\$1,129,009	\$1,328,719	\$27,500	\$1,356,219
Other Charges	\$295,836	\$288,639	\$430,372	\$0	\$430,372
Fixed Assets					
Equipment	(\$8,874)	\$53,939	\$353,750	\$142,000	\$495,750
Other Financing Uses	\$81,958	\$0	\$0	\$0	\$0
Equity	\$0	\$0	\$0	\$0	\$0
Intrafund	\$0	\$0	\$0	\$0	\$0
Contingencies	\$0	\$0	\$0	\$0	\$0
<b>Gross Costs</b>	<b>\$3,808,392</b>	<b>\$3,963,960</b>	<b>\$5,093,158</b>	<b>\$169,500</b>	<b>\$5,262,658</b>
Retained Earnings	(\$69,660)	(\$309,435)	\$617,798	\$169,500	\$787,298
<b>Net County Cost</b>	<b>\$0</b>	<b>\$0</b>	<b>\$0</b>	<b>\$0</b>	<b>\$0</b>

\*Net county cost carryover savings included in the 2015-2016 Recommended Final Budget is \$0.

### PROGRAM DISCUSSION

At the proposed level of funding, the Department can maintain and will continue to provide the following services:

Help Desk & Desktop Support Services, Financial Applications, E-Mail Hosting Services, Local Area and Wide Area Network Support, Information Security, County Website, and Web Application Development & Support.

Fiscal Year 2015-2016 is comprised of charges to departments in the amount of \$4,093,073, augmented by projects- other revenue in the amount of \$382,287, and the use of departmental retained



earnings in the amount of \$617,798. Fixed Assets is budgeted at \$353,750 to replaces servers, computer equipment, business continuity infrastructure, switches, and computer software.

In order to assist County departments in achieving their budget targets from Fiscal Year 2010-2011 through Fiscal Year 2014-2015, Strategic Business Technology reduced charges to departments by more than 21.5% and reduced expenditures by approximately 12% beginning in Fiscal Year 2009-2010. Strategic Business Technology will continue to rely on the use of retained earnings In Fiscal Year 2015-2016 to keep charges to departments manageable. As County business processes have become ever more dependent upon information technology systems, the costs for operations, data storage requirements, licensing for new software, maintenance agreements, and new technology continue to rise. Although Strategic Business Technology has been able to use fund balance in the past several years to pay for major system upgrades and to keep Cost Allocation Plan (CAP) charges reasonable to departments, Strategic Business Technology will need to reduce its reliability on retained earnings to offset the cost of operations in future budget years.

County business processes have become ever more dependent upon information technology systems. Every information technology system should have some process for data recovery from a critical failure as part of a Business Continuity Plan. Strategic Business Technology will continue to support the Business Continuity Strategy, focusing on the need to ensure minimal disruption of service delivery for critical systems. In Fiscal Year 2014-2015, Strategic Business Technology focus was on the County's business continuity, increasing data storage, a new Google appliance for improved search capability, active directory monitoring tools to ensure proper synchronization of devices and postboxes, and completion of the purchase and virtual server upgrades to Windows Server 2012. Strategic Business Technology will continue to focus on the maintenance and connectivity of the mission critical County core network equipment and applications in Fiscal Year 2015-2016. Network infrastructure will be upgraded and enhanced and Business Continuity improvements will be made at the 801 11<sup>th</sup> Street datacenter location. Additional uninterruptable power supplies will be put in place; a new backup generator will be implemented. All will provide improved efficiencies and lessen down time for the customer.

The County currently uses the GroupWise email environment by Novell and various Cloud solutions. It is important that the County continues its efforts to research emerging technologies, including cloud computing, management of mobile devices, and new program offerings. The IT Managers Group will assess email and cloud environments being used and determine if there is opportunity to provide some cost savings, improved efficiencies, and determine best practices for platforms that are in use.

Strategic Business Technology continues to focus on finding ways to be more efficient. Staff will continue to research and leverage, when appropriate, the use of less expensive applications and Open Source tools and technologies to offset the rising cost of packaged solutions. Complete testing of less expensive products is important to ensure that additional costs in County staff time or hardware are not required to manage or house a less expensive application. The Department will continue to cross train staff to provide a tiered level of support for all applications. Strategic Business Technology will leverage remote access to cut down on travel cost and cut down the time it takes to resolve an issue and assist the customer by an on-site visit.

Oracle has major upgrade releases every three years for both applications. During Fiscal Year 2014-2015, the PeopleSoft / Financial Management System Oracle databases were upgraded from version 11.2.0.3 to 11.2.0.4. Both systems will have new server upgrades during Fiscal Year 2015-2016 and the databases will be upgraded to version 12.1. The Steering Committee will focus on planning and strategies for the next major upgrade for both applications. Part of the planning will include identification of additional features to implement, as well as, training and hardware requirements.

## **STAFFING IMPACTS**

### **Adopted Proposed Budget**

There were no requested changes to the current level of staffing.

Total current authorized positions— 22

## **Final Budget**

There are no requested changes to the current level of staffing.

Total current authorized positions— 22

## **BUDGET RECOMMENDATIONS**

### **Adopted Proposed Budget**

It is recommended that a budget of \$5,093,158 be approved for Strategic Business Technology. This budget is funded from \$4,475,360 in estimated department revenue and \$617,798 in departmental retained earnings.

There are no recommended changes to the current level of staffing.

Total recommended authorized positions— 22

### **Final Budget**

The Department is requesting an increase in appropriations of \$169,500, \$142,000 of which will be in Fixed Assets, funded by departmental retained earnings. Of the increase, \$69,500 will be used to implement additional connectivity/fail over infrastructure in order to ensure the availability of data to the Department's customers. This additional infrastructure has become a priority due to recent attacks on third-party fiber resources. Additionally, \$100,000 of this increase will be used to implement a Digital Video Recording Security Surveillance System for Probation's juvenile institution. Funding for this project was received in Fiscal Year 2014-2015, but the project was unable to proceed in Fiscal Year 2014-2015 due to timing and resources.

The department requests for Final Budget are recommended in full. It is recommended that a budget of \$5,262,658 be approved for Strategic Business Technology. This budget is funded by \$4,475,360 in estimated department revenue and \$787,298 in departmental retained earnings.

There are no recommended changes to the current level of staffing.

Total recommended authorized positions— 22

**STANISLAUS COUNTY, CALIFORNIA**  
**Fiscal Year 2015-2016**  

---

**FISCAL GENERAL SERVICES**  
**Other General**



**STRATEGIC BUSINESS TECHNOLOGY—TELECOMMUNICATIONS**

Budget Unit 5011 0048200  
Internal Service Fund

**SERVICES PROVIDED**

Strategic Business Technology (SBT) Telecommunications serves as the primary support team for the County-wide Voice over Internet Protocol (VoIP) and NEC Private Branch Exchange (PBX's) telecommunication systems. SBT Telecommunications will continue in its capacity as the lead County agency in the implementation of Voice over Internet Protocol telephony systems. Directly and indirectly, SBT Telecommunications Division provides technical and customer assistance to all County departments for their telecommunications and data infrastructure lines.

Telecommunications trained technicians maintain the primary Voice over Internet Protocol telephony system and all of the NEC Private Branch Exchange telecommunication systems owned by the County. Technology staff works closely with each customer when moves, adds, changes, and deletions are needed for the Voice over Internet Protocol, Private Branch Exchange, and even Centrex Services. In addition, SBT Telecommunications provides assistance to the Chief Executive Office Capital Projects Division and other departments who need assistance in the planning and implementation of telecommunication and data infrastructure project plans and build outs.

**FUND/CASH BALANCE**

As of July 1, 2015, this fund had a positive fund/retained earnings balance of \$1,049,651 compared to the July 1, 2014 positive balance of \$809,200. The increase is due to the purchase of \$240,451 in capital assets (equipment) in Fiscal Year 2014-2015 to fund the network infrastructure upgrades at Tenth Street Place and VoIP infrastructure upgrades.

As of July 1, 2015, this fund had a positive cash balance of \$870,305 compared to the July 1, 2014 positive balance of \$808,909. The increase is due to an increase in revenue in the amount of \$61,396 from unanticipated projects and new phone lines added in Fiscal Year 2014-2015. The difference between cash and retained earnings balance is due to capital assets (equipment) that have not yet fully depreciated.

<b>S.B.T. - Telecommunications</b>					
<b>Classification</b>	<b>2013-2014 Actual</b>	<b>2014-2015 Actual</b>	<b>2015-2016 Adopted Proposed</b>	<b>2015-2016 Recommended Adjustments</b>	<b>2015-2016 Recommended Final Budget</b>
Taxes	\$0	\$0	\$0	\$0	\$0
Licenses, Permits, Franchises	\$0	\$0	\$0	\$0	\$0
Fines, Forfeitures, Penalties	\$0	\$0	\$0	\$0	\$0
Revenue from use of Assets	\$0	\$0	\$0	\$0	\$0
Intergovernmental Revenue	\$0	\$0	\$0	\$0	\$0
Charges for Service	\$825,503	\$847,912	\$860,359	\$0	\$860,359
Miscellaneous Revenue	\$0	\$0	\$0	\$0	\$0
Other Financing Sources	\$0	(\$3,767)	\$0	\$0	\$0
<b>Total Revenue</b>	<b>\$825,503</b>	<b>\$844,145</b>	<b>\$860,359</b>	<b>\$0</b>	<b>\$860,359</b>
Salaries and Benefits	\$255,902	\$241,772	\$282,439	\$0	\$282,439
Services and Supplies	\$415,323	\$354,132	\$479,052	\$42,317	\$521,369
Other Charges	\$182,418	\$189,560	\$218,306	\$0	\$218,306
Fixed Assets					
Equipment	\$2,000	(\$200,670)	\$132,317	(\$42,317)	\$90,000
Other Financing Uses	\$8,070	\$0	\$0	\$0	\$0
Equity	\$0	\$0	\$0	\$0	\$0
Intrafund	\$0	\$0	\$0	\$0	\$0
Contingencies	\$0	\$0	\$0	\$0	\$0
<b>Gross Costs</b>	<b>\$863,713</b>	<b>\$584,794</b>	<b>\$1,112,114</b>	<b>\$0</b>	<b>\$1,112,114</b>
Retained Earnings	\$38,210	(\$259,351)	\$251,755	\$0	\$251,755
<b>Net County Cost</b>	<b>\$0</b>	<b>\$0</b>	<b>\$0</b>	<b>\$0</b>	<b>\$0</b>

\*Net county cost carryover savings included in the 2015-2016 Recommended Final Budget is \$0.

## PROGRAM DISCUSSION

At the proposed level of funding, the Department will continue to provide technical and customer assistance to all County departments for the Voice over Internet Protocol telephony system, Private Branch Exchange landline telecommunications, and data infrastructure lines.

In Fiscal Year 2010-2011, SBT Telecommunications had reduced monthly flat rate charges by over 35% and reduced expenditure by approximately 20%, utilizing fund balance to cover operating costs. Until Fiscal Year 2013-2014, the monthly flat rates had remained reduced at the Fiscal Year 2010-2011 rate. It has been noted every year since the flat rate reductions that these rates were not sustainable. In Fiscal Year 2013-2014 and 2014-2015, SBT Telecommunications increased the monthly flat rates by 5%. In Fiscal Year 2015-2016, SBT Telecommunications will increase the monthly flat rates by 5%. As operating costs continue to rise, future budget years may also include increases to the monthly flat rates to eliminate SBT Telecommunications dependency on the use of fund balance.

In Fiscal Year 2015-2016, SBT Telecommunications will use \$251,756 in retained earnings; \$138,000 of retained earnings will be used to fund new VoIP deployments and infrastructure improvements at Tenth Street Place. The remaining amount of \$113,756 will be used to balance the operations budget.

In Fiscal Year 2014-2015, SBT Telecommunications continued to partner with the Health Services Agency and Behavioral Health and Recovery Services in the departments' conversions to VoIP. Behavioral Health and Recovery Services phased Voice over Internet Protocol deployments will continue into Fiscal Year 2015-2016. At the close of Fiscal Year 2014-2015, the total number of County customers on the new Voice over Internet Protocol telephony system is almost 3,100.

SBT Telecommunications will continue to work diligently to maintain reduced expenditures as appropriate. Stanislaus County is currently dovetailing the State of California's master agreement for California Integrated Telecommunications Network III services (CalNet3). These agreements provide the County significant cost savings in some areas such as long distance/local calls rates and other telecommunication and network services (e.g. point-to-point T1s, private rate interfaces (PRI), internet, etc.).

SBT Telecommunications continues to use an open source voicemail system, which has saved considerable expense in both one-time licensing costs and annual software renewals for the Voice Internet Protocol telephony system. The features of the voicemail system were also flexible enough to provide service to County Private Branch Exchange customers that had voicemail boxes on the County's old voicemail system.

There remains only one legacy Private Branch Exchange system, which is located at Tenth Street Place. In Fiscal Year 2014-2015, SBT Telecommunications began implementing major system upgrades to the network infrastructure at Tenth Street Place to allow the facility to be ready for a Voice over Internet Protocol telephony system. The infrastructure upgrade will continue into Fiscal Year 2015-2016. The upgrade includes replacement and reconfiguration of the network switches, improved electrical in switch closets, and uninterruptable power supplies for each floor. SBT Telecommunications will use \$132,317 of retained earnings to make these major system upgrades. SBT Telecommunications will use \$5,683 to continue with deployment of additional Voice over Internet Protocol projects and \$113,756 to offset operational expenses.

## **STAFFING IMPACTS**

### **Adopted Proposed Budget**

There were no requested changes to the current level of staffing.

Total current authorized positions— 2

### **Final Budget**

There are no requested changes to the current level of staffing.

Total current authorized positions— 2

## **BUDGET RECOMMENDATIONS**

### **Adopted Proposed Budget**

It is recommended that a budget of \$1,112,114 be approved for Strategic Business Technology – Telecommunications. This budget is funded from \$860,359 in estimated department revenue and \$251,755 in departmental retained earnings.

There are no recommended changes to the current level of staffing.

Total recommended authorized positions— 2

### **Final Budget**

The Department is requesting a transfer of \$42,317 out of Fixed Assets into Services and Supplies. This transfer will be for the purchase of Voice over Internet Protocol (VoIP) phones for new implementation in Fiscal Year 2015-2016.

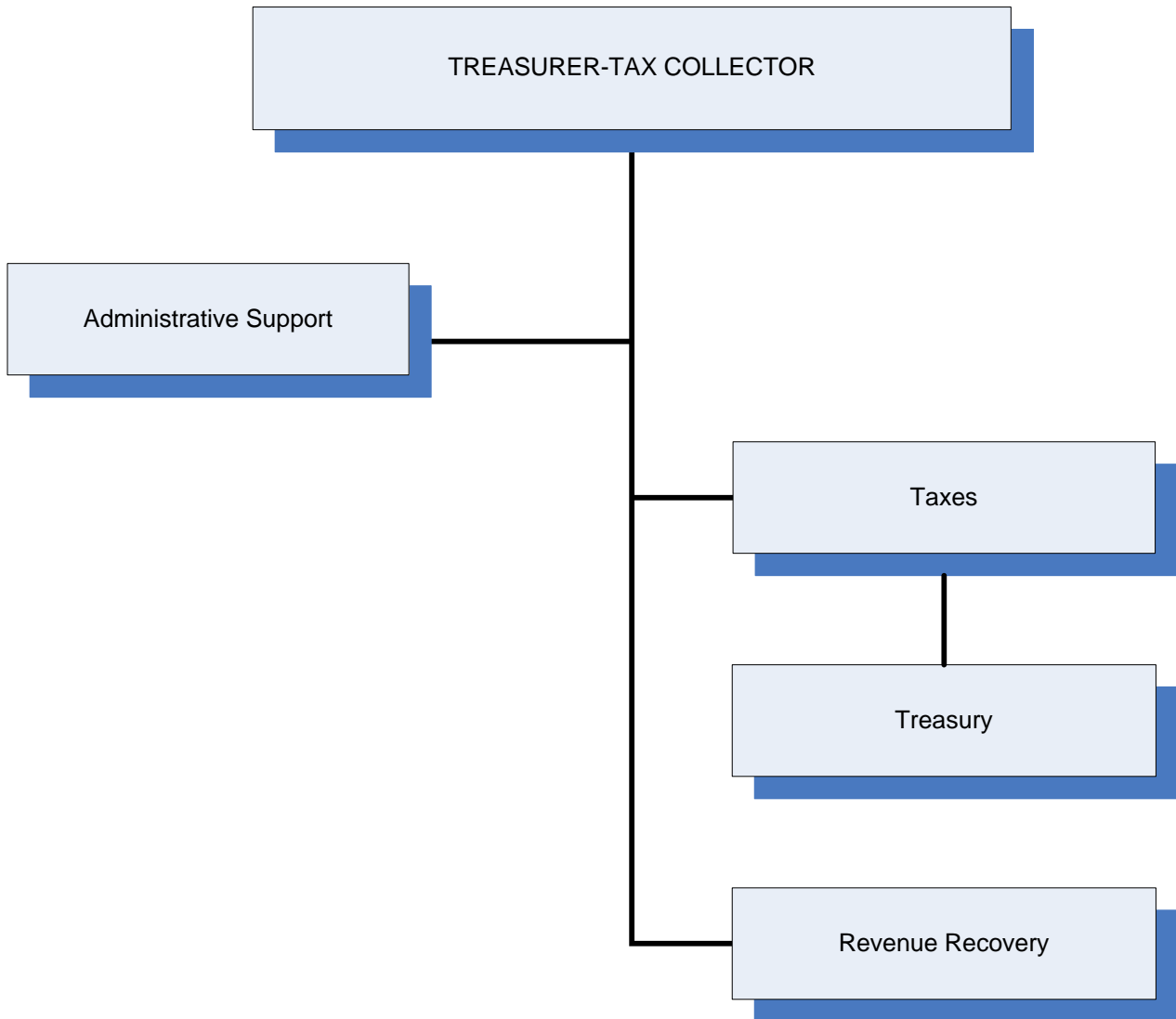
The department requests for Final Budget are recommended in full. It is recommended that a budget of \$1,112,114 be approved for Strategic Business Technology – Telecommunications. This budget is funded from \$860,359 in estimated department revenue and \$251,755 in departmental retained earnings.

There are no recommended changes to the current level of staffing.

Total recommended authorized positions— 2

STANISLAUS COUNTY  
TREASURER-TAX COLLECTOR

---



Revised April 2015



**FISCAL GENERAL SERVICES**  
**Finance**

**TREASURER—TAX COLLECTOR**  
**Gordon Ford, Treasurer and**  
**Tax Collector**

**BUDGET AT A GLANCE**

Gross Costs	\$3,457,507
Total Revenue	\$2,084,738
Fund Balance/Retained Earnings	\$0
<b>Net County Cost</b>	<b>\$1,372,769</b>
Total Recommended Staffing	33
% Funded by Local Discretionary Funds	39.7%

**MISSION STATEMENT**

To serve the citizens of Stanislaus County by collecting property tax and other revenues to help a variety of public agencies meet their financial goals.

**ACCOMPLISHMENTS AND OBJECTIVES**

The Department is improving operations through the use of technology. The Accomplishments of 2014-2015 and Objectives for the 2015-2016 Fiscal Year for the Treasurer-Tax Collector include:

FISCAL YEAR 2014-2015 ACCOMPLISHMENTS	FISCAL YEAR 2015-2016 OBJECTIVES
<ul style="list-style-type: none"> <li>◆ Taxes Division was able to reduce E-check processing fees for property tax payments from \$2.50 to \$1.00 and the fees for processing credit and debit cards from 2.5% to 2.25%.</li> <li>◆ Treasury was able to determine cash flow for projects and make appropriate investments to provide cash when needed.</li> <li>◆ Revenue Recovery implemented online payments of E-checks, credit, and debit cards.</li> <li>◆ Measurable progress has been made in both enhanced collections and improving the functionality of the Revenue Recovery database.</li> </ul>	<ul style="list-style-type: none"> <li>◆ The Division will complete staff training and restore all Revenue Recovery operations to maximize efficiencies and overcome staffing challenges in recent years.</li> <li>◆ The entire Department is focused on increasing collections through improved functionality of the Columbia Ultimate Business Systems, Inc. (CUBS) recovery database, including modification of client and status codes and the elimination of uncollectible accounts. The expected outcome is an increase in revenue and improved functionality of the CUBS database.</li> </ul>

**BUDGETS WITHIN THE TREASURER—TAX COLLECTOR INCLUDE:**

- ◆ Admin/Taxes
- ◆ Revenue Recovery
- ◆ Treasury Division

**STANISLAUS COUNTY, CALIFORNIA**  
**Fiscal Year 2015-2016**



**FISCAL GENERAL SERVICES**  
**Finance**

**TREASURER—ADMIN/TAXES**

Budget Unit 0100 0030001

General Fund

**SERVICES PROVIDED**

The Treasurer-Tax Collector Division collects secured and unsecured property taxes along with other revenues to help a variety of public agencies meet their financial goals. The Department also issues business licenses, firearm dealer's licenses, dance hall permits, scrap metal dealer licenses, and various other permits.

<b>Treasurer - Admin/Taxes</b>					
<b>Classification</b>	<b>2013-2014 Actual</b>	<b>2014-2015 Actual</b>	<b>2015-2016 Adopted Proposed</b>	<b>2015-2016 Recommended Adjustments</b>	<b>2015-2016 Recommended Final Budget</b>
Taxes	\$0	\$0	\$0	\$0	\$0
Licenses, Permits, Franchises	\$51,231	\$59,083	\$58,500	\$0	\$58,500
Fines, Forfeitures, Penalties	\$49,400	\$45,050	\$50,000	\$0	\$50,000
Revenue from use of Assets	\$9,468	\$12,457	\$10,000	\$0	\$10,000
Intergovernmental Revenue	\$0	\$0	\$0	\$0	\$0
Charges for Service	\$297,044	\$312,742	\$302,500	\$0	\$302,500
Miscellaneous Revenue	\$39,082	\$32,502	\$36,250	\$0	\$36,250
Other Financing Sources	\$0	\$0	\$0	\$0	\$0
<b>Total Revenue</b>	<b>\$446,225</b>	<b>\$461,834</b>	<b>\$457,250</b>	<b>\$0</b>	<b>\$457,250</b>
Salaries and Benefits	\$967,151	\$1,015,910	\$867,455	\$583,544	\$1,450,999
Services and Supplies	\$176,327	\$176,676	\$222,123	\$0	\$222,123
Other Charges	\$116,013	\$126,119	\$131,477	\$0	\$131,477
Fixed Assets	\$0	\$0	\$0	\$0	\$0
Other Financing Uses	\$30,539	\$0	\$0	\$0	\$0
Equity	\$0	\$0	\$0	\$0	\$0
Intrafund	(\$25,725)	(\$48,641)	\$25,420	\$0	\$25,420
Contingencies	\$0	\$0	\$0	\$0	\$0
<b>Gross Costs</b>	<b>\$1,264,305</b>	<b>\$1,270,064</b>	<b>\$1,246,475</b>	<b>\$583,544</b>	<b>\$1,830,019</b>
Fund Balance	\$0	\$0	\$0	\$0	\$0
<b>Net County Cost</b>	<b>\$818,080</b>	<b>\$808,230</b>	<b>\$789,225</b>	<b>\$583,544</b>	<b>\$1,372,769</b>

\*Net county cost carryover savings included in the 2015-2016 Recommended Final Budget is \$583,544.

**PROGRAM DISCUSSION**

At the proposed level of funding, the Department can maintain the Megabyte Tax System and processing of tax payments. Service will be maintained at the same level as Fiscal Year 2014-2015.

The Department will use a significant part of its carryover savings to pay for any costs maintaining operations in the Treasury and Tax Division while placing a heavy emphasis on restoring and improving Revenue Recovery.

**STAFFING IMPACTS**

**Adopted Proposed Budget**

There were no requested changes to the current level of staffing.



Total current authorized positions— 11

**Final Budget**

There are no requested changes to the current level of staffing.

Total current authorized positions— 11

**BUDGET RECOMMENDATIONS**

**Adopted Proposed Budget**

It is recommended that a budget of \$1,246,475 be approved for Treasurer – Admin/Taxes. This budget is funded from \$457,250 in estimated department revenue and a \$789,225 contribution from the General Fund. The Department anticipates the need of approximately \$195,000 of prior year General Fund net county cost savings to fully fund the projected 2015-2016 budget. The total General Fund net county cost savings will be included in the Final Budget.

There are no recommended changes to the current level of staffing.

Total recommended authorized positions— 11

**Final Budget**

Departments that achieved savings in appropriations are able to carry forward 100% of their unused net county cost savings from prior fiscal years and 75% of their 2014-2015 net county cost savings. The Treasurer – Admin/Taxes is requesting an increase in appropriations of \$583,544 to reflect the carry forward of net county cost savings earned in prior fiscal years. The Department is planning to use approximately \$195,000 to balance its 2015-2016 budget.

The department requests for Final Budget are recommended in full. It is recommended that a budget of \$1,830,019 be approved for Treasurer – Admin/Taxes. This budget is funded from \$457,250 in estimated department revenue and a \$1,372,769 contribution from the General Fund.

There are no recommended changes to the current level of staffing.

Total recommended authorized positions—11

**STANISLAUS COUNTY, CALIFORNIA**  
**Fiscal Year 2015-2016**  
**FISCAL GENERAL SERVICES**  
**Finance**



**TREASURER—REVENUE RECOVERY**

Budget Unit 0100 0030002  
 General Fund

**SERVICES PROVIDED**

The Revenue Recovery Division provides a centralized collection, billing and debt resolution service to all County departments and interagency participants. The division utilizes well-qualified, knowledgeable staff to collect on outstanding debts using professional collection and billing services for the resolution of debts owed to the County and other partnering agencies. The Revenue Recovery clients consist of over 20 County departments, five city agencies and the Courts.

There are four major collection programs within the Revenue Recovery Division consisting of the Courts, Health Services Agency, Unsecured Tax, and Other Miscellaneous Department collections.

<b>Treasurer - Revenue Recovery</b>					
<b>Classification</b>	<b>2013-2014 Actual</b>	<b>2014-2015 Actual</b>	<b>2015-2016 Adopted Proposed</b>	<b>2015-2016 Recommended Adjustments</b>	<b>2015-2016 Recommended Final Budget</b>
Taxes	\$0	\$0	\$0	\$0	\$0
Licenses, Permits, Franchises	\$0	\$0	\$0	\$0	\$0
Fines, Forfeitures, Penalties	\$0	\$8,660	\$13,123	\$0	\$13,123
Revenue from use of Assets	\$18,230	\$3,083	\$5,000	\$0	\$5,000
Intergovernmental Revenue	\$0	\$0	\$0	\$0	\$0
Charges for Service	\$826,684	\$930,325	\$976,650	\$0	\$976,650
Miscellaneous Revenue	\$7,339	\$42,912	\$41,800	\$0	\$41,800
Other Financing Sources	\$0	\$0	\$0	\$0	\$0
<b>Total Revenue</b>	<b>\$852,253</b>	<b>\$984,980</b>	<b>\$1,036,573</b>	<b>\$0</b>	<b>\$1,036,573</b>
Salaries and Benefits	\$1,080,056	\$1,212,634	\$1,357,272	\$0	\$1,357,272
Services and Supplies	\$161,359	\$204,203	\$228,486	\$0	\$228,486
Other Charges	\$104,481	\$97,734	\$110,315	\$0	\$110,315
Fixed Assets					
Equipment	\$0	\$0	\$3,000	\$0	\$3,000
Other Financing Uses	\$30,327	\$0	\$0	\$0	\$0
Equity	\$0	\$0	\$0	\$0	\$0
Intrafund	(\$529,731)	(\$538,475)	(\$662,500)	\$0	(\$662,500)
Contingencies	\$0	\$0	\$0	\$0	\$0
<b>Gross Costs</b>	<b>\$846,492</b>	<b>\$976,096</b>	<b>\$1,036,573</b>	<b>\$0</b>	<b>\$1,036,573</b>
<b>Fund Balance</b>	<b>\$0</b>	<b>\$0</b>	<b>\$0</b>	<b>\$0</b>	<b>\$0</b>
<b>Net County Cost</b>	<b>(\$5,761)</b>	<b>(\$8,884)</b>	<b>\$0</b>	<b>\$0</b>	<b>\$0</b>

\*Net county cost carryover savings included in the 2015-2016 Recommended Final Budget is \$0.

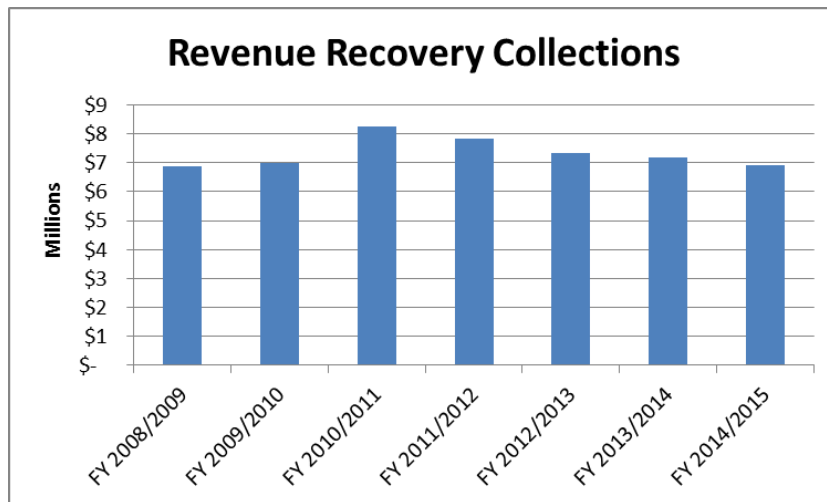
**PROGRAM DISCUSSION**

At the proposed level of funding, the Department will continue to pursue collections against businesses and individuals who have debts with County departments, the Courts and various cities for which Revenue Recovery collects. The Department will continue enhanced collection methods and the removal of uncollectible accounts.

The State of California requires the County to maintain activities as listed in Penal Code 1463.007 to continue collection for the Court system. The Treasurer-Revenue Recovery Division meets the following categories:

- ◆ Telephone contact with delinquent debtors to apprise them of their failure to meet payment obligations;
- ◆ Issuance of warning letters to advise delinquent debtors of an outstanding obligation;
- ◆ Access to Employment Development Department employment and wage information;
- ◆ The generation of monthly delinquent reports;
- ◆ Participation in the Franchise Tax Board's tax intercept program;
- ◆ The use of wage and bank account garnishments and issuance of abstracts;
- ◆ The imposition of liens on real property and proceeds from the sale of real property held by a title company, lien releases, and title searches;
- ◆ The filing of objections to the inclusion of outstanding fines and forfeitures in bankruptcy proceedings;
- ◆ The capability to accept credit cards;
- ◆ The use of Department of Motor Vehicle information to locate delinquent debtors;
- ◆ The use of skip tracing resources or services to locate delinquent debtors; and
- ◆ Participation in the Franchise Tax Board's Court-Ordered Debt Collections Program.

The Department provides collection services to various County departments and associated costs are applied respectively. Many of these departments rely on the revenue generated through the collection process and reduced revenues impart negative impacts. Collections have been on the decline since a



peak in FY 2010/2011 of \$8,282,044. FY 2013/2014 posted \$7,199,726 in collection revenue, a 2% decline from the year before and a 13% drop from the FY 2010/2011 high. Final figures from FY 2014/2015 show collections of \$6,913,240, a 4% decline from the previous year. Revenue receipts have been impacted in a delayed response to the economic downturn and will be slower to recover than other revenue streams.

Staffing challenges have affected the department's ability to efficiently provide its services to other departments. While the Board approved two additional staff in the 2014-2015 Adopted Final Budget, filling those positions has proven to be difficult. High turnover in the Division in recent years has created a training curve and impacted critical functions. A primary goal for the Department is to mitigate these challenges by filling vacancies, completing staff training, and restoring all operations of the Revenue Recovery division. Additionally, the Department will continue to monitor collections performance throughout the year, working with the Chief Executive Office and Auditor-Controller to evaluate progress and optimize performance.

## STAFFING IMPACTS

### Adopted Proposed Budget

There were no requested changes to the current level of staffing.

Total current authorized positions— 18

**Final Budget**

There are no requested changes to the current level of staffing.

Total current authorized positions— 18

**BUDGET RECOMMENDATIONS**

**Adopted Proposed Budget**

It is recommended that a budget of \$1,036,573 be approved for Treasurer – Revenue Recovery. This budget is funded from \$1,036,573 in estimated department revenue.

There are no recommended changes to the current level of staffing.

Total recommended authorized positions— 18

**Final Budget**

There are no recommended changes in funding to this budget.

There are no recommended changes to the current level of staffing.

Total recommended authorized positions— 18

**STANISLAUS COUNTY, CALIFORNIA**  
**Fiscal Year 2015-2016**



**FISCAL GENERAL SERVICES**  
**Finance**

**TREASURER—TREASURY DIVISION**

Budget Unit 0100 0030004  
 General Fund

**SERVICES PROVIDED**

The Treasury Division takes in deposits from all County departments and agencies, ensures that all checks issued by County departments and agencies have been paid correctly by the bank, works with County departments to process credit card payments, handles Modesto City Schools cafeteria deposits, ensures that there are adequate funds available to cover liquidity needs and invests temporarily idle cash, handles forged warrant claims from departments and recovers the money, maintains tobacco endowment funds, receives absent heir funds and processes claims, and provides copies of warrants and checks to departments.

<b>Treasurer - Treasury</b>					
<b>Classification</b>	<b>2013-2014 Actual</b>	<b>2014-2015 Actual</b>	<b>2015-2016 Adopted Proposed</b>	<b>2015-2016 Recommended Adjustments</b>	<b>2015-2016 Recommended Final Budget</b>
Taxes	\$0	\$0	\$0	\$0	\$0
Licenses, Permits, Franchises	\$0	\$0	\$0	\$0	\$0
Fines, Forfeitures, Penalties	\$0	\$0	\$0	\$0	\$0
Revenue from use of Assets	\$525,271	\$530,064	\$580,415	\$0	\$580,415
Intergovernmental Revenue	\$0	\$11,290	\$0	\$0	\$0
Charges for Service	\$0	\$0	\$0	\$0	\$0
Miscellaneous Revenue	\$243	\$135	\$0	\$0	\$0
Other Financing Sources	\$9,354	\$9,281	\$10,500	\$0	\$10,500
<b>Total Revenue</b>	<b>\$534,868</b>	<b>\$550,770</b>	<b>\$590,915</b>	<b>\$0</b>	<b>\$590,915</b>
Salaries and Benefits	\$283,580	\$299,076	\$315,614	\$0	\$315,614
Services and Supplies	\$83,941	\$75,891	\$131,010	\$0	\$131,010
Other Charges	\$33,218	\$35,174	\$29,291	\$0	\$29,291
Fixed Assets	\$0	\$0	\$0	\$0	\$0
Other Financing Uses	\$9,532	\$0	\$0	\$0	\$0
Equity	\$0	\$0	\$0	\$0	\$0
Intrafund	\$115,000	\$115,000	\$115,000	\$0	\$115,000
Contingencies	\$0	\$0	\$0	\$0	\$0
<b>Gross Costs</b>	<b>\$525,271</b>	<b>\$525,141</b>	<b>\$590,915</b>	<b>\$0</b>	<b>\$590,915</b>
Fund Balance	\$0	\$0	\$0	\$0	\$0
<b>Net County Cost</b>	<b>(\$9,597)</b>	<b>(\$25,629)</b>	<b>\$0</b>	<b>\$0</b>	<b>\$0</b>

\*Net county cost carryover savings included in the 2015-2016 Recommended Final Budget is \$0.

**PROGRAM DISCUSSION**

At the proposed level of funding, the Department can maintain receipts and disbursements pursuant to Government Code 27000. The Treasury Division can continue to assist other departments with implementing E-payments; however, it will have limited ability to assist other departments in Bond Issues and E-Payment reconciliation.

The Department also anticipates some delayed response time in preparation of reports as well as less critical requests for information.

## **STAFFING IMPACTS**

### **Adopted Proposed Budget**

There were no requested changes to the current level of staffing.

Total current authorized positions— 4

### **Final Budget**

There are no requested changes to the current level of staffing.

Total current authorized positions— 4

## **BUDGET RECOMMENDATIONS**

### **Adopted Proposed Budget**

It is recommended that a budget of \$590,915 be approved for Treasurer – Treasury Division. This budget is funded from \$590,915 in estimated department revenue.

There are no recommended changes to the current level of staffing.

Total recommended authorized positions— 4

### **Final Budget**

There are no recommended changes in funding to this budget.

There are no recommended changes to the current level of staffing.

Total recommended authorized positions—4



# Staffing Reports

Allocation List—Three Year Comparison  
Department Position Allocation Report  
Unfunded Vacant Positions

# STANISLAUS COUNTY STAFFING SUMMARY

## Allocation List - Three Year Comparison

Department	Final Budget 2013-2014	Final Budget 2014-2015	Final Budget 2015-2016
Agricultural Commissioner	35	35	37
Alliance WorkNet	90	90	90
Animal Services	30	31	31
Area Agency on Aging	12	14	17
Assessor	54	54	55
Auditor Controller	35	40	38
Behavioral Health & Recovery Services (BHRS)	227	246	265
BHRS - Alcohol & Drug Program	22	24	25
BHRS - Managed Care	8	8	8
BHRS - Mental Health Services Act	78	68	104
BHRS - Public Guardian	9	10	10
BHRS - Stanislaus Recovery Center	27	26	27
Board of Supervisors	9	9	9
Chief Executive Office - County Fire Service Fund	1	5	7
Chief Executive Office - Office of Emergency Serv/Fire Warden	5	6	6
Chief Executive Office - Operations and Services	40	40	43
Chief Executive Office - Risk Management Division	11	12	13
Child Support Services	162	162	162
Childrens & Families Commission	5	5	5
Clerk-Recorder - Elections Division	13	13	13
Clerk-Recorder - Recorder Division	32	32	32
Community Services Agency - Service & Support	1,016	1,036	1,068
Cooperative Extension	3	4	4
County Counsel	14	14	14
District Attorney - Automobile Insurance Fraud Prosecution	2	2	2
District Attorney - Criminal Division	114	114	118
District Attorney - Impaired Driver Vert Pros Program	2	2	2
District Attorney - Real Estate Fraud Prosecution	2	2	2
District Attorney - Unserved/Underserved Victims Ad & Outreach	1	1	1
District Attorney - Victims Compensation & Govt Claims	1	1	1
District Attorney - Victim Services Program	6	6	5
Environmental Resources	67	68	76
Environmental Resources - Fink Road Landfill	14	14	14
General Services Agency - Administration	5	5	5
General Services Agency - Central Services	10	11	11
General Services Agency - Facilities Maintenance	31	33	33
General Services Agency - Fleet Services	10	10	9
Health Services Agency - Administration	84	83	82
Health Services Agency - Clinics & Ancillary Services	206	199	204
Health Services Agency - Indigent Health Care	10	5	0
Health Services Agency - Public Health	168	174	184
Law Library	2	2	2
Library	71	71	73
Local Agency Formation Commission	3	3	3



## STANISLAUS COUNTY STAFFING SUMMARY

### Allocation List - Three Year Comparison

Department	Final Budget 2013-2014	Final Budget 2014-2015	Final Budget 2015-2016
Parks & Recreation	20	20	26
Planning	16	14	16
Planning - Building Permits	14	17	17
Probation - Administration	18	18	20
Probation - Community Corrections Partnership	31	31	31
Probation - Field Services	106	101	102
Probation - Institutional Services	59	59	59
Probation - Juvenile Commitment Facility	32	38	38
Probation - Juvenile Justice Crime Prevention Act	11	11	15
Probation - Youthful Offender Block Grant	1	1	8
Public Defender	37	38	45
Public Works - Administration	10	10	9
Public Works - Engineering	28	28	29
Public Works - Local Transit System	4	4	5
Public Works - Morgan Shop	8	8	8
Public Works - Road & Bridge	57	57	57
Retirement	13	13	13
Sheriff Administration	33	36	81
Sheriff Cal ID Program	1	1	1
Sheriff CAL-MMET	3	3	4
Sheriff Contract Cities	63	64	64
Sheriff Court Security	39	39	39
Sheriff Detention	286	286	290
Sheriff Jail Commissary/Inmate Welfare	3	3	3
Sheriff Operations	163	167	140
Sheriff Vehicle Theft Unit	1	1	1
Stanislaus Regional 911	57	59	59
Strategic Business Technology	22	22	22
Strategic Business Tech - Telecommunications	2	2	2
Treasurer - Admin/Taxes	11	11	11
Treasurer - Revenue Recovery	16	18	18
Treasurer - Treasury	4	4	4
Veterans' Services	4	4	5
<b>Total Staffing</b>	<b>3,920</b>	<b>3,978</b>	<b>4,152</b>

**STANISLAUS COUNTY**  
**DEPARTMENT POSITION ALLOCATION REPORT**  
As of September 19, 2015

	STEP 1 MIN ---	STEP 2 ---	STEP 3 MID FLAT	STEP 4 ---	STEP 5 MAX ---	
<b>AGING &amp; VETERANS' SERVICES</b>						
<b>AREA AGENCY ON AGING</b>						
1	Dir Area Agency On Aging	43.94	---	54.92	---	65.90
2	Manager II	27.45	---	34.31	---	41.17
1	Manager I	24.45	---	30.56	---	36.67
1	Confidential Assistant III	17.23	---	21.54	---	25.85
1	MH Clinician II	29.27	30.73	32.27	33.88	35.57
1	Staff Serv Coordinator	29.20	30.66	32.19	33.80	35.49
1	Social Worker IV	26.34	27.66	29.04	30.49	32.01
1	Staff Serv Analyst	24.05	25.25	26.51	27.84	29.23
2	Social Worker III	23.58	24.76	26.00	27.30	28.67
1	Social Worker II	20.93	21.98	23.08	24.23	25.44
1	Accountant I	20.27	21.28	22.34	23.46	24.63
1	Staff Serv Tech	19.05	20.00	21.00	22.05	23.15
1	Account Clerk III	17.30	18.17	19.08	20.03	21.03
1	Community Health Work III	17.12	17.98	18.88	19.82	20.81
1	Dir Of Volunteer Serv	16.39	17.21	18.07	18.97	19.92
17	* BUDGET UNIT TOTAL *					
<b>VETERANS' SERVICES</b>						
1	Manager I	24.45	---	30.56	---	36.67
3	Veterans Serv Rep	19.54	20.52	21.55	22.63	23.76
1	Admin Clerk III	16.58	17.41	18.28	19.19	20.15
5	* BUDGET UNIT TOTAL *					
22	** DEPARTMENT TOTAL **					
<b>AGRICULTURAL COMMISSIONER</b>						
<b>AGRICULTURAL COMMISSIONER</b>						
1	County Agri Comm & Sealer	43.94	---	54.92	---	65.90
1	Asst Ag Commissioner	35.08	---	43.85	---	52.62
4	Deputy Ag Com/Sealer	27.45	---	34.31	---	41.17
1	Confidential Assistant IV	20.70	---	25.87	---	31.04
1	Confidential Assistant III	17.23	---	21.54	---	25.85
1	Software Developer/Analyst III	33.23	34.89	36.63	38.46	40.38
1	Software Developer II	28.72	30.16	31.67	33.25	34.91
21	Ag/Weights&Meas Insp III	24.42	25.64	26.92	28.27	29.68
1	Application Specialist II	24.37	25.59	26.87	28.21	29.62
1	Accounting Tech	18.98	19.93	20.93	21.98	23.08
3	Agricultural Assistant II	16.53	17.36	18.23	19.14	20.10
1	Account Clerk II	15.31	16.08	16.88	17.72	18.61
37	* BUDGET UNIT TOTAL *					
37	** DEPARTMENT TOTAL **					

**STANISLAUS COUNTY**  
**DEPARTMENT POSITION ALLOCATION REPORT**  
As of September 19, 2015

	STEP 1 MIN ---	STEP 2 ---	STEP 3 MID FLAT	STEP 4 ---	STEP 5 MAX ---
<b>ALLIANCE WORKNET</b>					
<b>ALLIANCE WORKNET</b>					
1 Alliance Worknet Director	43.94	---	54.92	---	65.90
4 Manager III	31.03	---	38.79	---	46.55
1 Confidential Assistant III	17.23	---	21.54	---	25.85
1 Confidential Assistant II	15.29	---	19.11	---	22.93
1 Sr Systems Engineer	38.45	40.37	42.39	44.51	46.74
1 Systems Engineer II	33.23	34.89	36.63	38.46	40.38
1 Software Developer/Analyst III	33.23	34.89	36.63	38.46	40.38
1 Staff Serv Coordinator	29.20	30.66	32.19	33.80	35.49
1 Software Developer II	28.72	30.16	31.67	33.25	34.91
1 Accountant III	28.48	29.90	31.40	32.97	34.62
6 Family Services Supervisor	26.05	27.35	28.72	30.16	31.67
1 Application Specialist II	24.37	25.59	26.87	28.21	29.62
5 Staff Serv Analyst	24.05	25.25	26.51	27.84	29.23
3 Family Services Specialist IV	22.18	23.29	24.45	25.67	26.95
1 Accountant I	20.27	21.28	22.34	23.46	24.63
49 Family Services Specialist III	20.14	21.15	22.21	23.32	24.49
3 Accounting Tech	18.98	19.93	20.93	21.98	23.08
1 Account Clerk III	17.30	18.17	19.08	20.03	21.03
1 Admin Clerk III	16.58	17.41	18.28	19.19	20.15
7 Admin Clerk II	14.67	15.40	16.17	16.98	17.83
90 * BUDGET UNIT TOTAL *					
90 ** DEPARTMENT TOTAL **					

**ANIMAL SERVICES**

<b>ANIMAL SERVICES</b>					
1 Dir of Animal Services	43.94	---	54.92	---	65.90
1 County Veterinarian	53.84	---	67.30	---	80.76
1 Manager II	27.45	---	34.31	---	41.17
1 Confidential Assistant IV	20.70	---	25.87	---	31.04
1 Supv Acct Admin Clerk II	21.88	22.97	24.12	25.33	26.60
4 Animal Svc Oper Supv	19.86	20.85	21.89	22.98	24.13
6 Animal Serv Offcr II	17.52	18.40	19.32	20.29	21.30
2 Animal Care Spec III	17.30	18.17	19.08	20.03	21.03
4 Admin Clerk III	16.58	17.41	18.28	19.19	20.15
10 Animal Care Spec II	15.94	16.74	17.58	18.46	19.38
31 * BUDGET UNIT TOTAL *					
31 ** DEPARTMENT TOTAL **					

**ASSESSOR**

<b>ASSESSOR</b>					
1 Assessor	---	---	71.33	---	---
2 Manager IV	35.08	---	43.85	---	52.62

**STANISLAUS COUNTY**  
**DEPARTMENT POSITION ALLOCATION REPORT**  
As of September 19, 2015

STEP 1	STEP 2	STEP 3	STEP 4	STEP 5
MIN	---	MID	---	MAX
---	---	FLAT	---	---

**ASSESSOR (Continued)**

**ASSESSOR (Continued)**

1	Confidential Assistant IV	20.70	---	25.87	---	31.04
1	Sr Software Developer/Analyst	38.45	40.37	42.39	44.51	46.74
1	Software Developer/Analyst III	33.23	34.89	36.63	38.46	40.38
1	Supv Auditor Appraiser	32.25	33.86	35.55	37.33	39.20
4	Supv Appraiser	30.73	32.27	33.88	35.57	37.35
2	Sr Auditor-Appraiser	29.27	30.73	32.27	33.88	35.57
1	Application Specialist III	28.72	30.16	31.67	33.25	34.91
7	Sr Appraiser	27.90	29.30	30.77	32.31	33.93
4	Auditor-Appraiser III	26.58	27.91	29.31	30.78	32.32
14	Appraiser III	25.36	26.63	27.96	29.36	30.83
1	Cadastral Supervisor	24.94	26.19	27.50	28.88	30.32
4	Supv Acct Admin Clerk II	21.88	22.97	24.12	25.33	26.60
1	Cadastral Technician II	20.59	21.62	22.70	23.84	25.03
1	Appraiser Tech	17.40	18.27	19.18	20.14	21.15
8	Account Clerk III	17.30	18.17	19.08	20.03	21.03
1	Admin Clerk I	14.20	14.91	15.66	16.44	17.26

---

55      \* BUDGET UNIT TOTAL \*

---

55      \*\* DEPARTMENT TOTAL \*\*

**AUDITOR CONTROLLER**

**AUDITOR CONTROLLER**

1	Auditor-Controller	---	---	71.91	---	---
1	Asst Auditor Controller	38.98	---	48.73	---	58.48
4	Manager IV	35.08	---	43.85	---	52.62
3	Manager II	27.45	---	34.31	---	41.17
1	Confidential Assistant V	24.66	---	30.82	---	36.98
2	Confidential Assistant IV	20.70	---	25.87	---	31.04
4	Confidential Assistant III	17.23	---	21.54	---	25.85
1	Sr Software Developer/Analyst	38.45	40.37	42.39	44.51	46.74
1	Software Developer/Analyst III	33.23	34.89	36.63	38.46	40.38
1	Sr Application Specialist	33.23	34.89	36.63	38.46	40.38
7	Accountant III	28.48	29.90	31.40	32.97	34.62
3	Accountant II	25.91	27.21	28.57	30.00	31.50
1	Accountant I	20.27	21.28	22.34	23.46	24.63
5	Accounting Tech	18.98	19.93	20.93	21.98	23.08
3	Account Clerk III	17.30	18.17	19.08	20.03	21.03

---

38      \* BUDGET UNIT TOTAL \*

---

38      \*\* DEPARTMENT TOTAL \*\*

**STANISLAUS COUNTY**  
**DEPARTMENT POSITION ALLOCATION REPORT**  
As of September 19, 2015

	STEP 1 MIN ---	STEP 2 ---	STEP 3 MID FLAT	STEP 4 ---	STEP 5 MAX ---
<b>BEHAVIORAL HEALTH &amp; RECOV SVS</b>					
<b>ALCOHOL &amp; DRUG PROGRAM</b>					
2 Staff Serv Coordinator	29.20	30.66	32.19	33.80	35.49
19 Behavioral Health Splst. II	22.33	23.45	24.62	25.85	27.14
3 Clinical Serv Tech II	16.74	17.58	18.46	19.38	20.35
1 Admin Clerk III	16.58	17.41	18.28	19.19	20.15
25 * BUDGET UNIT TOTAL *					

<b>BEHAVIORAL HEALTH &amp; RECOV SVS</b>					
1 Behavioral Health Director	61.66	---	77.07	---	92.48
1 Behavioral Hlth Medical Dir	94.36	---	117.95	---	141.54
1 Assoc Director	43.94	---	54.92	---	65.90
1 Asst Director	38.98	---	48.73	---	58.48
4 Manager IV	35.08	---	43.85	---	52.62
6 Manager III	31.03	---	38.79	---	46.55
5 Manager II	27.45	---	34.31	---	41.17
1 Manager I	24.45	---	30.56	---	36.67
2 Confidential Assistant IV	20.70	---	25.87	---	31.04
6 Confidential Assistant III	17.23	---	21.54	---	25.85
9 Psychiatrist	86.09	90.39	94.91	99.66	104.64
1 Sr Psych Nurse Practitioner	48.46	50.88	53.42	56.09	58.89
1 Sr Systems Engineer	38.45	40.37	42.39	44.51	46.74
1 Sr Software Developer/Analyst	38.45	40.37	42.39	44.51	46.74
2 Clinical Psychologist	34.39	36.11	37.91	39.81	41.79
14 Psychiatric Nurse II	33.57	35.25	37.00	38.86	40.80
1 Systems Engineer II	33.23	34.89	36.63	38.46	40.38
2 Software Developer/Analyst III	33.23	34.89	36.63	38.46	40.38
1 Sr Application Specialist	33.23	34.89	36.63	38.46	40.38
78 MH Clinician II	29.27	30.73	32.27	33.88	35.57
2 Staff Serv Coordinator	29.20	30.66	32.19	33.80	35.49
1 Software Developer II	28.72	30.16	31.67	33.25	34.91
4 Accountant III	28.48	29.90	31.40	32.97	34.62
1 Med Records Coordinator	24.94	26.19	27.50	28.88	30.32
5 Application Specialist II	24.37	25.59	26.87	28.21	29.62
4 Conservator Investigator	24.20	25.41	26.68	28.01	29.41
7 Staff Serv Analyst	24.05	25.25	26.51	27.84	29.23
43 Behavioral Health Splst. II	22.33	23.45	24.62	25.85	27.14
4 Behavioral Health Advocate	22.33	23.45	24.62	25.85	27.14
1 Staff Serv Tech	19.05	20.00	21.00	22.05	23.15
5 Accounting Tech	18.98	19.93	20.93	21.98	23.08
2 Family Services Specialist II	18.27	19.18	20.14	21.15	22.21
6 Account Clerk III	17.30	18.17	19.08	20.03	21.03
3 Med Records Clerk	16.79	17.63	18.51	19.44	20.41
9 Clinical Serv Tech II	16.74	17.58	18.46	19.38	20.35
18 Admin Clerk III	16.58	17.41	18.28	19.19	20.15
8 Admin Clerk II	14.67	15.40	16.17	16.98	17.83
4 Stock/Delivery Clerk II	14.32	15.04	15.79	16.58	17.41
265 * BUDGET UNIT TOTAL *					

**STANISLAUS COUNTY**  
**DEPARTMENT POSITION ALLOCATION REPORT**  
As of September 19, 2015

STEP 1	STEP 2	STEP 3	STEP 4	STEP 5
MIN	---	MID	---	MAX
---	---	FLAT	---	---

**BEHAVIORAL HEALTH & RECOV SVS (Continued)**

**MANAGED CARE**

2	Psychiatric Nurse II	33.57	35.25	37.00	38.86	40.80
1	MH Clinician II	29.27	30.73	32.27	33.88	35.57
1	Staff Serv Tech	19.05	20.00	21.00	22.05	23.15
2	Clinical Serv Tech II	16.74	17.58	18.46	19.38	20.35
1	Admin Clerk III	16.58	17.41	18.28	19.19	20.15
1	Admin Clerk II	14.67	15.40	16.17	16.98	17.83
<hr/>						
8	* BUDGET UNIT TOTAL *					

**MENTAL HEALTH SERVICES ACT**

2	Manager IV	35.08	---	43.85	---	52.62
1	Manager III	31.03	---	38.79	---	46.55
3	Manager II	27.45	---	34.31	---	41.17
3	Psychiatric Nurse II	33.57	35.25	37.00	38.86	40.80
1	Systems Engineer II	33.23	34.89	36.63	38.46	40.38
1	Software Developer/Analyst III	33.23	34.89	36.63	38.46	40.38
18	MH Clinician II	29.27	30.73	32.27	33.88	35.57
2	Staff Serv Coordinator	29.20	30.66	32.19	33.80	35.49
2	Staff Serv Analyst	24.05	25.25	26.51	27.84	29.23
27	Behavioral Health Splst. II	22.33	23.45	24.62	25.85	27.14
8	Behavioral Health Advocate	22.33	23.45	24.62	25.85	27.14
22	Clinical Serv Tech II	16.74	17.58	18.46	19.38	20.35
11	Admin Clerk III	16.58	17.41	18.28	19.19	20.15
1	Dir Of Volunteer Serv	16.39	17.21	18.07	18.97	19.92
2	Admin Clerk II	14.67	15.40	16.17	16.98	17.83
<hr/>						
104	* BUDGET UNIT TOTAL *					

**PUBLIC GUARDIAN**

1	Manager II	27.45	---	34.31	---	41.17
3	Deputy Public Guardian II	21.75	22.84	23.98	25.18	26.44
3	Account Clerk III	17.30	18.17	19.08	20.03	21.03
1	Admin Clerk III	16.58	17.41	18.28	19.19	20.15
2	Stock/Delivery Clerk II	14.32	15.04	15.79	16.58	17.41
<hr/>						
10	* BUDGET UNIT TOTAL *					

**STANISLAUS RECOVERY CENTER**

1	Manager III	31.03	---	38.79	---	46.55
2	MH Clinician II	29.27	30.73	32.27	33.88	35.57
9	Behavioral Health Splst. II	22.33	23.45	24.62	25.85	27.14
12	Clinical Serv Tech II	16.74	17.58	18.46	19.38	20.35
1	Admin Clerk III	16.58	17.41	18.28	19.19	20.15
1	Admin Clerk II	14.67	15.40	16.17	16.98	17.83
1	Asst Cook II	12.68	13.31	13.98	14.68	15.41
<hr/>						
27	* BUDGET UNIT TOTAL *					

**STANISLAUS COUNTY**  
**DEPARTMENT POSITION ALLOCATION REPORT**  
As of September 19, 2015

STEP 1	STEP 2	STEP 3	STEP 4	STEP 5
MIN	---	MID	---	MAX
---	---	FLAT	---	---

**BEHAVIORAL HEALTH & RECOV SVS (Continued)**

---

439      **\*\* DEPARTMENT TOTAL \*\***

**BOARD OF SUPERVISORS**

**BOARD OF SUPERVISORS**

1	Chairman Bd of Supervisor	---	---	40.29	---	---
4	Supervisor	---	---	35.95	---	---
4	Confidential Assistant III	17.23	---	21.54	---	25.85
9	* BUDGET UNIT TOTAL *					

---

9      **\*\* DEPARTMENT TOTAL \*\***

**CHIEF EXECUTIVE OFFICE**

**COUNTY FIRE SERVICE FUND**

1	Deputy Fire Warden/Dep Dir OES	35.08	---	43.85	---	52.62
1	Manager III - Safety	31.03	---	38.79	---	46.55
1	Sr Systems Engineer	38.45	40.37	42.39	44.51	46.74
1	Fire Prevention Specialist III	25.67	26.95	28.30	29.72	31.21
2	Fire Prevention Specialist II	23.34	24.51	25.74	27.03	28.38
1	Admin Clerk III	16.58	17.41	18.28	19.19	20.15
7	* BUDGET UNIT TOTAL *					

**OES/FIRE WARDEN**

1	Fire Warden/Asst Dir-OES	43.94	---	54.92	---	65.90
1	Deputy Fire Warden/Dep Dir OES	35.08	---	43.85	---	52.62
2	Manager III	31.03	---	38.79	---	46.55
1	Confidential Assistant IV	20.70	---	25.87	---	31.04
1	Account Clerk III	17.30	18.17	19.08	20.03	21.03
6	* BUDGET UNIT TOTAL *					

**OPERATIONS AND SERVICES**

1	Chief Exec Officer	---	---	116.88	---	---
1	Asst Exec Offcr/Chief Op Off	64.74	---	80.92	---	97.10
2	Asst Executive Officer	61.66	---	77.07	---	92.48
2	Deputy Exec Officer	43.94	---	54.92	---	65.90
11	Manager IV	35.08	---	43.85	---	52.62
9	Manager III	31.03	---	38.79	---	46.55
1	Manager I	24.45	---	30.56	---	36.67
1	Confidential Assistant V	24.66	---	30.82	---	36.98
6	Confidential Assistant IV	20.70	---	25.87	---	31.04
9	Confidential Assistant III	17.23	---	21.54	---	25.85
43	* BUDGET UNIT TOTAL *					

**STANISLAUS COUNTY**  
**DEPARTMENT POSITION ALLOCATION REPORT**  
As of September 19, 2015

STEP 1	STEP 2	STEP 3	STEP 4	STEP 5
MIN	---	MID	---	MAX
---	---	FLAT	---	---

**CHIEF EXECUTIVE OFFICE (Continued)**

**RISK MANAGEMENT**

1	Deputy Exec Officer	43.94	---	54.92	---	65.90
4	Manager III	31.03	---	38.79	---	46.55
1	Confidential Assistant V	24.66	---	30.82	---	36.98
3	Confidential Assistant IV	20.70	---	25.87	---	31.04
4	Confidential Assistant III	17.23	---	21.54	---	25.85
<hr/>						
13	* BUDGET UNIT TOTAL *					

---

69           **\*\* DEPARTMENT TOTAL \*\***

**CHILD SUPPORT SERVICES**

**CHILD SUPPORT SERVICES**

1	Dir of Child Support Services	50.31	---	62.89	---	75.47
1	Chief Attorney	47.01	---	58.76	---	70.51
1	Asst Director	38.98	---	48.73	---	58.48
2	Manager III	31.03	---	38.79	---	46.55
6	Manager II	27.45	---	34.31	---	41.17
1	Confidential Assistant IV	20.70	---	25.87	---	31.04
1	Confidential Assistant III	17.23	---	21.54	---	25.85
5	Attorney V	49.88	52.37	54.99	57.74	60.63
1	Sr Systems Engineer	38.45	40.37	42.39	44.51	46.74
2	Systems Engineer II	33.23	34.89	36.63	38.46	40.38
2	Application Specialist III	28.72	30.16	31.67	33.25	34.91
1	Accountant II	25.91	27.21	28.57	30.00	31.50
1	Application Specialist II	24.37	25.59	26.87	28.21	29.62
2	Staff Serv Analyst	24.05	25.25	26.51	27.84	29.23
11	Child Support Supervisor	23.29	24.45	25.67	26.95	28.30
1	Accounting Supv	23.01	24.16	25.37	26.64	27.97
2	Supv Legal Clerk II	21.88	22.97	24.12	25.33	26.60
68	Child Support Offcr II	19.33	20.30	21.32	22.39	23.51
6	Accounting Tech	18.98	19.93	20.93	21.98	23.08
15	Legal Clerk IV	18.10	19.01	19.96	20.96	22.01
10	Account Clerk III	17.30	18.17	19.08	20.03	21.03
13	Legal Clerk III	16.58	17.41	18.28	19.19	20.15
8	Admin Clerk II	14.67	15.40	16.17	16.98	17.83
1	Admin Clerk I	14.20	14.91	15.66	16.44	17.26
<hr/>						
162	* BUDGET UNIT TOTAL *					

---

162           **\*\* DEPARTMENT TOTAL \*\***

**CHILDRENS & FAMILIES COMM**

**CHILDRENS & FAMILIES COMM**

1	Executive Director - CFC	43.94	---	54.92	---	65.90
1	Confidential Assistant IV	20.70	---	25.87	---	31.04



**STANISLAUS COUNTY**  
**DEPARTMENT POSITION ALLOCATION REPORT**  
As of September 19, 2015

STEP 1	STEP 2	STEP 3	STEP 4	STEP 5
MIN	---	MID	---	MAX
---	---	FLAT	---	---

**CHILDRENS & FAMILIES COMM (Continued)**

**CHILDRENS & FAMILIES COMM (Continued)**

1	Staff Serv Coordinator	29.20	30.66	32.19	33.80	35.49
1	Accountant II	25.91	27.21	28.57	30.00	31.50
1	Account Clerk III	17.30	18.17	19.08	20.03	21.03
<hr/>						
5	* BUDGET UNIT TOTAL *					
<hr/>						
5	** DEPARTMENT TOTAL **					

**CLERK/RECORDER**

**ELECTIONS DIVISION**

1	Manager III	31.03	---	38.79	---	46.55
2	Manager II	27.45	---	34.31	---	41.17
1	Systems Engineer II	33.23	34.89	36.63	38.46	40.38
1	Application Specialist II	24.37	25.59	26.87	28.21	29.62
1	Staff Serv Analyst	24.05	25.25	26.51	27.84	29.23
2	Staff Serv Tech	19.05	20.00	21.00	22.05	23.15
1	Storekeeper II	18.16	19.07	20.02	21.02	22.07
4	Legal Clerk III	16.58	17.41	18.28	19.19	20.15
<hr/>						
13	* BUDGET UNIT TOTAL *					

**RECORDER DIVISION**

1	County Clerk-Recorder	---	---	61.50	---	---
1	Manager III	31.03	---	38.79	---	46.55
1	Manager II	27.45	---	34.31	---	41.17
1	Confidential Assistant IV	20.70	---	25.87	---	31.04
1	Confidential Assistant II	15.29	---	19.11	---	22.93
1	Sr Systems Engineer	38.45	40.37	42.39	44.51	46.74
1	Application Specialist III	28.72	30.16	31.67	33.25	34.91
2	Supv Legal Clerk II	21.88	22.97	24.12	25.33	26.60
1	Accountant I	20.27	21.28	22.34	23.46	24.63
4	Legal Clerk IV	18.10	19.01	19.96	20.96	22.01
1	Account Clerk III	17.30	18.17	19.08	20.03	21.03
17	Legal Clerk III	16.58	17.41	18.28	19.19	20.15
<hr/>						
32	* BUDGET UNIT TOTAL *					
<hr/>						
45	** DEPARTMENT TOTAL **					

**COMMUNITY SERVICES AGENCY**

**SERVICE & SUPPORT**

1	Dir of Community Servs Agency	61.66	---	77.07	---	92.48
3	Asst Director	38.98	---	48.73	---	58.48
8	Manager IV	35.08	---	43.85	---	52.62
17	Manager III	31.03	---	38.79	---	46.55

**STANISLAUS COUNTY**  
**DEPARTMENT POSITION ALLOCATION REPORT**  
As of September 19, 2015

STEP 1	STEP 2	STEP 3	STEP 4	STEP 5
MIN	---	MID	---	MAX
---	---	FLAT	---	---

**COMMUNITY SERVICES AGENCY (Continued)**

**SERVICE & SUPPORT (Continued)**

6	Manager II	27.45	---	34.31	---	41.17
2	Manager I	24.45	---	30.56	---	36.67
1	Confidential Assistant V	24.66	---	30.82	---	36.98
1	Confidential Assistant IV	20.70	---	25.87	---	31.04
9	Confidential Assistant III	17.23	---	21.54	---	25.85
2	Confidential Assistant II	15.29	---	19.11	---	22.93
1	Sr Systems Engineer	38.45	40.37	42.39	44.51	46.74
2	Sr Software Developer/Analyst	38.45	40.37	42.39	44.51	46.74
6	Systems Engineer II	33.23	34.89	36.63	38.46	40.38
8	Software Developer/Analyst III	33.23	34.89	36.63	38.46	40.38
1	Sr Application Specialist	33.23	34.89	36.63	38.46	40.38
25	Social Worker Supv II	30.43	31.95	33.55	35.23	36.99
3	Special Investigator III	29.52	31.00	32.55	34.18	35.89
1	Staff Serv Coordinator	29.20	30.66	32.19	33.80	35.49
10	Application Specialist III	28.72	30.16	31.67	33.25	34.91
8	Accountant III	28.48	29.90	31.40	32.97	34.62
112	Social Worker V	27.66	29.04	30.49	32.01	33.61
60	Family Services Supervisor	26.05	27.35	28.72	30.16	31.67
10	Special Investigator II	26.00	27.30	28.67	30.10	31.61
8	Accountant II	25.91	27.21	28.57	30.00	31.50
4	Application Specialist II	24.37	25.59	26.87	28.21	29.62
2	Staff Serv Analyst	24.05	25.25	26.51	27.84	29.23
34	Social Worker III	23.58	24.76	26.00	27.30	28.67
4	Accounting Supv	23.01	24.16	25.37	26.64	27.97
1	Buyer	22.29	23.40	24.57	25.80	27.09
23	Family Services Specialist IV	22.18	23.29	24.45	25.67	26.95
1	Supv Legal Clerk II	21.88	22.97	24.12	25.33	26.60
11	Supv Acct Admin Clerk II	21.88	22.97	24.12	25.33	26.60
9	Social Worker II	20.93	21.98	23.08	24.23	25.44
9	Fraud Tech	20.14	21.15	22.21	23.32	24.49
115	Family Services Specialist III	20.14	21.15	22.21	23.32	24.49
2	Collector	19.33	20.30	21.32	22.39	23.51
9	Accounting Tech	18.98	19.93	20.93	21.98	23.08
350	Family Services Specialist II	18.27	19.18	20.14	21.15	22.21
1	Storekeeper II	18.16	19.07	20.02	21.02	22.07
4	Legal Clerk IV	18.10	19.01	19.96	20.96	22.01
20	Account Clerk III	17.30	18.17	19.08	20.03	21.03
25	Admin Clerk III	16.58	17.41	18.28	19.19	20.15
2	Storekeeper I	16.50	17.33	18.20	19.11	20.07
11	Social Services Assistant	16.00	16.80	17.64	18.52	19.45
5	Account Clerk II	15.31	16.08	16.88	17.72	18.61
2	Interviewer II	15.28	16.04	16.84	17.68	18.56
106	Admin Clerk II	14.67	15.40	16.17	16.98	17.83
13	Stock/Delivery Clerk II	14.32	15.04	15.79	16.58	17.41
1,068	* BUDGET UNIT TOTAL *					
1,068	** DEPARTMENT TOTAL **					

**STANISLAUS COUNTY**  
**DEPARTMENT POSITION ALLOCATION REPORT**  
As of September 19, 2015

STEP 1	STEP 2	STEP 3	STEP 4	STEP 5
MIN	---	MID	---	MAX
---	---	FLAT	---	---

**COOPERATIVE EXTENSION**

**COOPERATIVE EXTENSION**

1	Confidential Assistant IV	20.70	---	25.87	---	31.04
2	Admin Secretary	18.58	19.51	20.49	21.51	22.59
1	Agricultural Assistant II	16.53	17.36	18.23	19.14	20.10
<hr/>						
4	* BUDGET UNIT TOTAL *					
<hr/>						
4	** DEPARTMENT TOTAL **					

**COUNTY COUNSEL**

**COUNTY COUNSEL**

1	County Counsel	75.41	---	94.26	---	113.11
1	Asst County Counsel	53.84	---	67.30	---	80.76
8	Deputy County Counsel V	43.94	---	54.92	---	65.90
1	Confidential Assistant IV	20.70	---	25.87	---	31.04
3	Confidential Assistant III	17.23	---	21.54	---	25.85
<hr/>						
14	* BUDGET UNIT TOTAL *					
<hr/>						
14	** DEPARTMENT TOTAL **					

**DISTRICT ATTORNEY**

**AUTO INSURANCE FRAUD**

1	Criminal Investigator II	32.70	34.33	36.04	37.84	39.74
1	Paralegal III	23.47	24.64	25.87	27.16	28.52
<hr/>						
2	* BUDGET UNIT TOTAL *					

**CRIMINAL DIVISION**

1	District Attorney	---	---	86.54	---	---
1	Asst District Attorney	53.84	---	67.30	---	80.76
4	Chief Dep District Attny	47.01	---	58.76	---	70.51
1	Chief Criminal Investigator	38.98	---	48.73	---	58.48
1	Manager III	31.03	---	38.79	---	46.55
2	Manager II	27.45	---	34.31	---	41.17
1	Confidential Assistant IV	20.70	---	25.87	---	31.04
2	Confidential Assistant III	17.23	---	21.54	---	25.85
39	Attorney V	49.88	52.37	54.99	57.74	60.63
1	Research Attorney II	38.92	40.87	42.91	45.06	47.31
2	Lieutenant	34.22	---	42.77	---	51.33
2	Systems Engineer II	33.23	34.89	36.63	38.46	40.38
2	Software Developer/Analyst III	33.23	34.89	36.63	38.46	40.38
11	Criminal Investigator II	32.70	34.33	36.04	37.84	39.74
1	Application Specialist II	24.37	25.59	26.87	28.21	29.62
6	Paralegal III	23.47	24.64	25.87	27.16	28.52
3	Supv Legal Clerk II	21.88	22.97	24.12	25.33	26.60
1	Systems Technician I	18.25	19.16	20.12	21.13	22.19

**STANISLAUS COUNTY**  
**DEPARTMENT POSITION ALLOCATION REPORT**  
As of September 19, 2015

STEP 1	STEP 2	STEP 3	STEP 4	STEP 5
MIN	---	MID	---	MAX
---	---	FLAT	---	---

**DISTRICT ATTORNEY (Continued)**

**CRIMINAL DIVISION (Continued)**

18	Legal Clerk IV	18.10	19.01	19.96	20.96	22.01
3	Victim Advocate II	17.31	18.18	19.09	20.04	21.04
1	Account Clerk III	17.30	18.17	19.08	20.03	21.03
15	Legal Clerk III	16.58	17.41	18.28	19.19	20.15
<hr/>						
118	* BUDGET UNIT TOTAL *					

**IMPAIRED DRIVER VERT PROS PROG**

1	Attorney V	49.88	52.37	54.99	57.74	60.63
1	Attorney III	38.92	40.87	42.91	45.06	47.31
<hr/>						
2	* BUDGET UNIT TOTAL *					

**REAL ESTATE FRAUD PROSECUTION**

1	Attorney V	49.88	52.37	54.99	57.74	60.63
1	Criminal Investigator II	32.70	34.33	36.04	37.84	39.74
<hr/>						
2	* BUDGET UNIT TOTAL *					

**UNSERVED/UNDERSERVED VICTIM AD**

1	Victim Advocate II	17.31	18.18	19.09	20.04	21.04
<hr/>						
1	* BUDGET UNIT TOTAL *					

**VICTIM COMP & GOVT CLAIMS**

1	Paralegal III	23.47	24.64	25.87	27.16	28.52
<hr/>						
1	* BUDGET UNIT TOTAL *					

**VICTIM SERVICES PROGRAM**

1	Victim Services Program Coord	25.91	27.21	28.57	30.00	31.50
4	Victim Advocate II	17.31	18.18	19.09	20.04	21.04
<hr/>						
5	* BUDGET UNIT TOTAL *					

---

131      **\*\* DEPARTMENT TOTAL \*\***

**ENVIRONMENTAL RESOURCES**

**ENVIRONMENTAL RESOURCES**

1	Dir Of Envir Resources	55.36	---	69.20	---	83.04
2	Asst Director	38.98	---	48.73	---	58.48
1	Supv Milk & Dairy Insp	35.08	---	43.85	---	52.62
4	Manager IV	35.08	---	43.85	---	52.62
1	Manager III	31.03	---	38.79	---	46.55
1	Manager II	27.45	---	34.31	---	41.17
1	Manager I	24.45	---	30.56	---	36.67
2	Confidential Assistant IV	20.70	---	25.87	---	31.04

**STANISLAUS COUNTY**  
**DEPARTMENT POSITION ALLOCATION REPORT**  
As of September 19, 2015

STEP 1	STEP 2	STEP 3	STEP 4	STEP 5
MIN	---	MID	---	MAX
---	---	FLAT	---	---

**ENVIRONMENTAL RESOURCES (Continued)**

**ENVIRONMENTAL RESOURCES (Continued)**

3	Confidential Assistant III	17.23	---	21.54	---	25.85
1	Sr Systems Engineer	38.45	40.37	42.39	44.51	46.74
1	Software Developer/Analyst III	33.23	34.89	36.63	38.46	40.38
3	Staff Serv Coordinator	29.20	30.66	32.19	33.80	35.49
6	Sr Env Health Spec	28.86	30.30	31.82	33.41	35.08
4	Sr Hazard Material Spec	28.86	30.30	31.82	33.41	35.08
1	Application Specialist III	28.72	30.16	31.67	33.25	34.91
11	Env Health Spec III	26.15	27.46	28.83	30.27	31.78
6	Hazard Material Spec III	26.15	27.46	28.83	30.27	31.78
1	Milk & Dairy Inspector II	26.15	27.46	28.83	30.27	31.78
2	Resource Mgt Spec III	26.15	27.46	28.83	30.27	31.78
1	Accountant II	25.91	27.21	28.57	30.00	31.50
4	Zoning Enf Offcr	24.66	25.89	27.18	28.54	29.97
1	Staff Serv Analyst	24.05	25.25	26.51	27.84	29.23
1	Supv Acct Admin Clerk I	19.87	20.86	21.90	23.00	24.15
2	Accounting Tech	18.98	19.93	20.93	21.98	23.08
4	Admin Secretary	18.58	19.51	20.49	21.51	22.59
3	Account Clerk III	17.30	18.17	19.08	20.03	21.03
4	Admin Clerk III	16.58	17.41	18.28	19.19	20.15
4	Env Tech	15.95	16.75	17.59	18.47	19.39
<hr/>						
76	* BUDGET UNIT TOTAL *					

**FINK ROAD LANDFILL**

1	Manager III	31.03	---	38.79	---	46.55
1	Manager I	24.45	---	30.56	---	36.67
1	Landfill Lead Worker	22.46	23.58	24.76	26.00	27.30
4	Landfill Equip Oper III	19.90	20.90	21.95	23.05	24.20
1	Accounting Tech	18.98	19.93	20.93	21.98	23.08
4	Landfill Equip Oper II	18.08	18.98	19.93	20.93	21.98
2	Account Clerk III	17.30	18.17	19.08	20.03	21.03
<hr/>						
14	* BUDGET UNIT TOTAL *					

90      **\*\* DEPARTMENT TOTAL \*\***

**GENERAL SERVICES AGENCY**

**ADMINISTRATION**

1	General Serv Agency Director	43.94	---	54.92	---	65.90
1	Manager IV	35.08	---	43.85	---	52.62
1	Confidential Assistant IV	20.70	---	25.87	---	31.04
1	Accountant I	20.27	21.28	22.34	23.46	24.63
1	Accounting Tech	18.98	19.93	20.93	21.98	23.08
<hr/>						
5	* BUDGET UNIT TOTAL *					

**STANISLAUS COUNTY**  
**DEPARTMENT POSITION ALLOCATION REPORT**  
As of September 19, 2015

STEP 1	STEP 2	STEP 3	STEP 4	STEP 5
MIN	---	MID	---	MAX
---	---	FLAT	---	---

**GENERAL SERVICES AGENCY (Continued)**

**CENTRAL SERVICES DIVISION**

1	Manager III	31.03	---	38.79	---	46.55
2	Staff Serv Coordinator	29.20	30.66	32.19	33.80	35.49
2	Sr Buyer	23.98	25.18	26.44	27.76	29.15
1	Storekeeper II	18.16	19.07	20.02	21.02	22.07
1	Account Clerk III	17.30	18.17	19.08	20.03	21.03
1	Storekeeper I	16.50	17.33	18.20	19.11	20.07
3	Stock/Delivery Clerk II	14.32	15.04	15.79	16.58	17.41
<hr/>						
11	* BUDGET UNIT TOTAL *					

**FACILITIES MAINTENANCE**

1	Manager II	27.45	---	34.31	---	41.17
2	Building Serv Supv	26.25	27.56	28.94	30.39	31.91
4	Maintenance Engineer III	22.31	23.43	24.60	25.83	27.12
14	Maintenance Engineer II	20.22	21.23	22.29	23.40	24.57
1	Storekeeper II	18.16	19.07	20.02	21.02	22.07
1	Sr Custodian	14.50	15.23	15.99	16.79	17.63
10	Housekeeper/Custodian	13.19	13.85	14.54	15.27	16.03
<hr/>						
33	* BUDGET UNIT TOTAL *					

**FLEET SERVICES DIVISION**

1	Manager III	31.03	---	38.79	---	46.55
1	Lead Equip Mechanic	22.98	24.13	25.34	26.61	27.94
6	Equipment Mechanic	20.91	21.96	23.06	24.21	25.42
1	Account Clerk III	17.30	18.17	19.08	20.03	21.03
<hr/>						
9	* BUDGET UNIT TOTAL *					

**58            \*\* DEPARTMENT TOTAL \*\***

**HEALTH SERVICES AGENCY**

**ADMINISTRATION**

1	Managing Dir Of Hlth Serv Ag	61.66	---	77.07	---	92.48
1	Assoc Director	43.94	---	54.92	---	65.90
1	Asst Director	38.98	---	48.73	---	58.48
3	Manager IV	35.08	---	43.85	---	52.62
1	Manager III	31.03	---	38.79	---	46.55
3	Manager II	27.45	---	34.31	---	41.17
1	Confidential Assistant V	24.66	---	30.82	---	36.98
1	Confidential Assistant IV	20.70	---	25.87	---	31.04
6	Confidential Assistant III	17.23	---	21.54	---	25.85
1	Confidential Assistant II	15.29	---	19.11	---	22.93
1	Sr Systems Engineer	38.45	40.37	42.39	44.51	46.74
3	Systems Engineer II	33.23	34.89	36.63	38.46	40.38
1	Software Developer/Analyst III	33.23	34.89	36.63	38.46	40.38
1	Sr Application Specialist	33.23	34.89	36.63	38.46	40.38

**STANISLAUS COUNTY**  
**DEPARTMENT POSITION ALLOCATION REPORT**  
As of September 19, 2015

STEP 1	STEP 2	STEP 3	STEP 4	STEP 5
MIN	---	MID	---	MAX
---	---	FLAT	---	---

**HEALTH SERVICES AGENCY (Continued)**

**ADMINISTRATION (Continued)**

1 Staff Serv Coordinator	29.20	30.66	32.19	33.80	35.49
2 Software Developer II	28.72	30.16	31.67	33.25	34.91
2 Application Specialist III	28.72	30.16	31.67	33.25	34.91
3 Accountant III	28.48	29.90	31.40	32.97	34.62
4 Accountant II	25.91	27.21	28.57	30.00	31.50
4 Application Specialist II	24.37	25.59	26.87	28.21	29.62
1 Staff Serv Analyst	24.05	25.25	26.51	27.84	29.23
1 Accounting Supv	23.01	24.16	25.37	26.64	27.97
1 Accountant I	20.27	21.28	22.34	23.46	24.63
7 Medical Biller II	18.27	19.18	20.14	21.15	22.21
4 Account Clerk III	17.30	18.17	19.08	20.03	21.03
5 Admin Clerk III	16.58	17.41	18.28	19.19	20.15
1 Storekeeper I	16.50	17.33	18.20	19.11	20.07
4 Account Clerk II	15.31	16.08	16.88	17.72	18.61
2 Admin Clerk II	14.67	15.40	16.17	16.98	17.83
1 Sr Custodian	14.50	15.23	15.99	16.79	17.63
2 Stock/Delivery Clerk II	14.32	15.04	15.79	16.58	17.41
2 Stock/Delivery Clerk I	13.27	13.93	14.63	15.36	16.13
10 Housekeeper/Custodian	13.19	13.85	14.54	15.27	16.03
<hr/>					
82 * BUDGET UNIT TOTAL *					

**CLINICS & ANCILLARY SERVICES**

1 Medical Director	75.41	---	94.26	---	113.11
1 Assoc Director	43.94	---	54.92	---	65.90
5 Manager IV	35.08	---	43.85	---	52.62
4 Manager III	31.03	---	38.79	---	46.55
1 Manager II	27.45	---	34.31	---	41.17
8 Sr Nurse Practitioner	43.95	46.14	48.45	50.88	53.42
3 Sr Physician Asst	40.39	42.41	44.53	46.76	49.10
13 Staff Nurse III	35.26	37.02	38.87	40.81	42.86
8 Staff Nurse II	33.14	34.79	36.53	38.35	40.27
5 MH Clinician II	29.27	30.73	32.27	33.88	35.57
2 Staff Serv Coordinator	29.20	30.66	32.19	33.80	35.49
3 Supv Acct Admin Clerk II	21.88	22.97	24.12	25.33	26.60
1 Supv Acct Admin Clerk I	19.87	20.86	21.90	23.00	24.15
7 Staff Serv Tech	19.05	20.00	21.00	22.05	23.15
7 Community Health Work III	17.12	17.98	18.88	19.82	20.81
5 Med Records Clerk	16.79	17.63	18.51	19.44	20.41
6 Admin Clerk III	16.58	17.41	18.28	19.19	20.15
1 Orthopedic Asst	16.53	17.36	18.23	19.14	20.10
51 Nursing Asst	14.67	15.40	16.17	16.98	17.83
67 Admin Clerk II	14.67	15.40	16.17	16.98	17.83
4 Community Health Work II	14.49	15.21	15.97	16.77	17.61
1 Therapist Aid	13.04	13.69	14.37	15.09	15.84
<hr/>					
204 * BUDGET UNIT TOTAL *					

**STANISLAUS COUNTY**  
**DEPARTMENT POSITION ALLOCATION REPORT**  
As of September 19, 2015

STEP 1	STEP 2	STEP 3	STEP 4	STEP 5
MIN	---	MID	---	MAX
---	---	FLAT	---	---

**HEALTH SERVICES AGENCY (Continued)**

**PUBLIC HEALTH**

1	Public Health Officer	75.41	---	94.26	---	113.11
1	Asst Public Health Officer	61.66	---	77.07	---	92.48
1	Assoc Director	43.94	---	54.92	---	65.90
1	Asst Director	38.98	---	48.73	---	58.48
1	Manager IV	35.08	---	43.85	---	52.62
1	Public Health Lab Director	35.08	---	43.85	---	52.62
6	Manager III	31.03	---	38.79	---	46.55
1	Manager II	27.45	---	34.31	---	41.17
2	Confidential Assistant III	17.23	---	21.54	---	25.85
7	Public Health Nurse III	37.09	38.94	40.89	42.94	45.09
2	Phys/Occupational Therapist III	35.40	37.17	39.03	40.99	43.03
33	Public Health Nurse II	35.31	37.08	38.93	40.88	42.93
1	Staff Nurse III	35.26	37.02	38.87	40.81	42.86
3	Clinical Lab Scientist III	34.07	35.77	37.56	39.44	41.41
3	Staff Nurse II	33.14	34.79	36.53	38.35	40.27
5	Phys/Occupational Therapist II	32.96	34.60	36.33	38.15	40.05
2	Epidemiologist	30.78	32.32	33.94	35.64	37.42
6	Staff Serv Coordinator	29.20	30.66	32.19	33.80	35.49
3	Social Worker IV	26.34	27.66	29.04	30.49	32.01
6	Health Educator	24.20	25.41	26.68	28.01	29.41
5	Staff Serv Analyst	24.05	25.25	26.51	27.84	29.23
8	Pub Hlth Nutritionist II	23.88	25.07	26.32	27.64	29.02
2	Med Investigator	23.79	24.98	26.23	27.54	28.92
9	Staff Serv Tech	19.05	20.00	21.00	22.05	23.15
2	Physical Therapy Asst/Cert OT	18.63	19.56	20.54	21.56	22.64
1	Account Clerk III	17.30	18.17	19.08	20.03	21.03
10	Community Health Work III	17.12	17.98	18.88	19.82	20.81
15	Admin Clerk III	16.58	17.41	18.28	19.19	20.15
1	Clinical Lab Asst II	15.91	16.71	17.55	18.43	19.35
1	Account Clerk II	15.31	16.08	16.88	17.72	18.61
17	Admin Clerk II	14.67	15.40	16.17	16.98	17.83
24	Community Health Work II	14.49	15.21	15.97	16.77	17.61
3	Therapist Aid	13.04	13.69	14.37	15.09	15.84

---

184      \* BUDGET UNIT TOTAL \*

---

470      \*\* DEPARTMENT TOTAL \*\*

**LAW LIBRARY**

**LAW LIBRARY**

1	Confidential Assistant IV	20.70	---	25.87	---	31.04
1	Library Asst II	15.98	16.78	17.62	18.50	19.43

---

2      \* BUDGET UNIT TOTAL \*

---

2      \*\* DEPARTMENT TOTAL \*\*



**STANISLAUS COUNTY**  
**DEPARTMENT POSITION ALLOCATION REPORT**  
As of September 19, 2015

	STEP 1 MIN ---	STEP 2 ---	STEP 3 MID FLAT	STEP 4 ---	STEP 5 MAX ---
<b>LIBRARY</b>					
<b>LIBRARY</b>					
1	43.94	---	54.92	---	65.90
2	31.03	---	38.79	---	46.55
3	27.45	---	34.31	---	41.17
1	20.70	---	25.87	---	31.04
1	33.23	34.89	36.63	38.46	40.38
1	28.72	30.16	31.67	33.25	34.91
3	27.04	28.39	29.81	31.30	32.87
1	26.44	27.76	29.15	30.61	32.14
1	25.91	27.21	28.57	30.00	31.50
1	24.37	25.59	26.87	28.21	29.62
13	23.85	25.04	26.29	27.60	28.98
1	18.16	19.07	20.02	21.02	22.07
1	17.30	18.17	19.08	20.03	21.03
42	15.98	16.78	17.62	18.50	19.43
1	14.67	15.40	16.17	16.98	17.83
73	* BUDGET UNIT TOTAL *				
73	** DEPARTMENT TOTAL **				

**LOCAL AGENCY FORMATION COMM**

<b>LOCAL AGENCY FORMATION COMM</b>					
1	35.08	---	43.85	---	52.62
1	27.45	---	34.31	---	41.17
1	20.70	---	25.87	---	31.04
3	* BUDGET UNIT TOTAL *				
3	** DEPARTMENT TOTAL **				

**PARKS & RECREATION**

<b>PARKS &amp; RECREATION</b>					
3	24.45	---	30.56	---	36.67
1	21.93	23.03	24.18	25.39	26.66
10	19.47	20.44	21.46	22.53	23.66
12	18.08	18.98	19.93	20.93	21.98
26	* BUDGET UNIT TOTAL *				
26	** DEPARTMENT TOTAL **				

**PLANNING & COMMUNITY DEV**

<b>BUILDING PERMITS</b>					
1	35.08	---	43.85	---	52.62

**STANISLAUS COUNTY**  
**DEPARTMENT POSITION ALLOCATION REPORT**  
As of September 19, 2015

STEP 1	STEP 2	STEP 3	STEP 4	STEP 5
MIN	---	MID	---	MAX
---	---	FLAT	---	---

**PLANNING & COMMUNITY DEV (Continued)**

**BUILDING PERMITS (Continued)**

1	Supv Building Inspector	31.03	---	38.79	---	46.55
2	Building Inspector III	31.13	32.69	34.32	36.04	37.84
3	Plan Check Engineer	31.13	32.69	34.32	36.04	37.84
1	Staff Serv Coordinator	29.20	30.66	32.19	33.80	35.49
5	Building Inspector II	28.31	29.73	31.22	32.78	34.42
1	Account Clerk III	17.30	18.17	19.08	20.03	21.03
2	Admin Clerk III	16.58	17.41	18.28	19.19	20.15
1	Admin Clerk II	14.67	15.40	16.17	16.98	17.83

17 \* BUDGET UNIT TOTAL \*

**PLANNING**

1	Dir Of Plan & Comm Devel	55.36	---	69.20	---	83.04
1	Asst Director	38.98	---	48.73	---	58.48
1	Manager IV	35.08	---	43.85	---	52.62
1	Manager III	31.03	---	38.79	---	46.55
1	Confidential Assistant IV	20.70	---	25.87	---	31.04
1	Application Specialist III	28.72	30.16	31.67	33.25	34.91
6	Assoc Planner	28.57	30.00	31.50	33.08	34.73
1	Accountant II	25.91	27.21	28.57	30.00	31.50
2	Staff Serv Tech	19.05	20.00	21.00	22.05	23.15
1	Admin Clerk III	16.58	17.41	18.28	19.19	20.15

16 \* BUDGET UNIT TOTAL \*

33 \*\* DEPARTMENT TOTAL \*\*

**PROBATION**

**ADMINISTRATION**

1	Chief Probation Offcr	55.36	---	69.20	---	83.04
1	Asst Chief Probation Officer	43.94	---	54.92	---	65.90
3	Manager III	31.03	---	38.79	---	46.55
1	Manager II	27.45	---	34.31	---	41.17
1	Confidential Assistant IV	20.70	---	25.87	---	31.04
2	Confidential Assistant III	17.23	---	21.54	---	25.85
2	Systems Engineer II	33.23	34.89	36.63	38.46	40.38
1	Software Developer/Analyst III	33.23	34.89	36.63	38.46	40.38
1	Accountant II	25.91	27.21	28.57	30.00	31.50
1	Staff Serv Analyst	24.05	25.25	26.51	27.84	29.23
2	Systems Technician II	21.29	22.35	23.47	24.64	25.87
1	Accountant I	20.27	21.28	22.34	23.46	24.63
1	Accounting Tech	18.98	19.93	20.93	21.98	23.08
1	Account Clerk III	17.30	18.17	19.08	20.03	21.03
1	Account Clerk II	15.31	16.08	16.88	17.72	18.61

20 \* BUDGET UNIT TOTAL \*

**STANISLAUS COUNTY**  
**DEPARTMENT POSITION ALLOCATION REPORT**  
As of September 19, 2015

STEP 1	STEP 2	STEP 3	STEP 4	STEP 5
MIN	---	MID	---	MAX
---	---	FLAT	---	---

**PROBATION (Continued)**

**COMMUNITY CORRECTIONS PARTNER**

3	Supv Prob Ofcfr	31.29	32.86	34.50	36.22	38.03
3	Deputy Prob Ofcfr III	27.54	28.92	30.37	31.89	33.49
1	Crime Analyst	25.28	26.54	27.87	29.26	30.72
21	Deputy Prob Ofcfr II	24.67	25.92	27.21	28.57	30.00
3	Legal Clerk III	16.58	17.41	18.28	19.19	20.15
<hr/>						
31	* BUDGET UNIT TOTAL *					

**FIELD SERVICES**

1	Manager IV - Safety	35.08	---	43.85	---	52.62
9	Supv Prob Ofcfr	31.29	32.86	34.50	36.22	38.03
9	Deputy Prob Ofcfr III	27.54	28.92	30.37	31.89	33.49
55	Deputy Prob Ofcfr II	24.67	25.92	27.21	28.57	30.00
3	Supv Legal Clerk II	21.88	22.97	24.12	25.33	26.60
3	Legal Clerk IV	18.10	19.01	19.96	20.96	22.01
22	Legal Clerk III	16.58	17.41	18.28	19.19	20.15
<hr/>						
102	* BUDGET UNIT TOTAL *					

**INSTITUTIONAL SERVICES**

1	Manager IV - Safety	35.08	---	43.85	---	52.62
1	Manager II - Safety	27.45	---	34.31	---	41.17
1	Confidential Assistant III	17.23	---	21.54	---	25.85
6	Supv Probation Correction Ofcfr	27.05	28.39	29.82	31.31	32.88
16	Probation Corrections Ofcfr III	22.86	24.00	25.20	26.46	27.79
32	Probation Corrections Ofcfr II	20.08	21.09	22.14	23.25	24.41
1	Legal Clerk III	16.58	17.41	18.28	19.19	20.15
1	Stock/Delivery Clerk II	14.32	15.04	15.79	16.58	17.41
<hr/>						
59	* BUDGET UNIT TOTAL *					

**JJCPA**

1	Manager IV - Safety	35.08	---	43.85	---	52.62
2	Supv Prob Ofcfr	31.29	32.86	34.50	36.22	38.03
1	Deputy Prob Ofcfr III	27.54	28.92	30.37	31.89	33.49
1	Supv Probation Correction Ofcfr	27.05	28.39	29.82	31.31	32.88
7	Deputy Prob Ofcfr II	24.67	25.92	27.21	28.57	30.00
1	Probation Corrections Ofcfr III	22.86	24.00	25.20	26.46	27.79
1	Probation Corrections Ofcfr II	20.08	21.09	22.14	23.25	24.41
1	Legal Clerk III	16.58	17.41	18.28	19.19	20.15
<hr/>						
15	* BUDGET UNIT TOTAL *					

**JUVENILE COMMITMENT FACILITY**

1	Manager II - Safety	27.45	---	34.31	---	41.17
4	Supv Probation Correction Ofcfr	27.05	28.39	29.82	31.31	32.88
5	Probation Corrections Ofcfr III	22.86	24.00	25.20	26.46	27.79
21	Probation Corrections Ofcfr II	20.08	21.09	22.14	23.25	24.41
1	Supv Custodial Cook	18.45	19.37	20.34	21.36	22.43

**STANISLAUS COUNTY**  
**DEPARTMENT POSITION ALLOCATION REPORT**  
As of September 19, 2015

STEP 1	STEP 2	STEP 3	STEP 4	STEP 5
MIN	---	MID	---	MAX
---	---	FLAT	---	---

**PROBATION (Continued)**

**JUVENILE COMMITMENT FACILITY**

(Continued)

1	Custodial Cook	16.78	17.62	18.50	19.43	20.40
1	Legal Clerk III	16.58	17.41	18.28	19.19	20.15
4	Asst Cook II	12.68	13.31	13.98	14.68	15.41
<hr/>						
38	* BUDGET UNIT TOTAL *					

**YOBG**

1	Crime Analyst	25.28	26.54	27.87	29.26	30.72
1	Deputy Prob Offcr II	24.67	25.92	27.21	28.57	30.00
2	Probation Corrections Offc III	22.86	24.00	25.20	26.46	27.79
4	Probation Corrections Offc II	20.08	21.09	22.14	23.25	24.41
<hr/>						
8	* BUDGET UNIT TOTAL *					

---

273      **\*\* DEPARTMENT TOTAL \*\***

**PUBLIC DEFENDER**

**PUBLIC DEFENDER**

1	Public Defender	61.66	---	77.07	---	92.48
2	Chief Dep Public Defender	47.01	---	58.76	---	70.51
1	Manager II	27.45	---	34.31	---	41.17
1	Confidential Assistant IV	20.70	---	25.87	---	31.04
25	Attorney V	49.88	52.37	54.99	57.74	60.63
1	Special Investigator III	29.52	31.00	32.55	34.18	35.89
2	Special Investigator II	26.00	27.30	28.67	30.10	31.61
1	Paralegal III	23.47	24.64	25.87	27.16	28.52
5	Legal Clerk IV	18.10	19.01	19.96	20.96	22.01
3	Legal Clerk III	16.58	17.41	18.28	19.19	20.15
3	Admin Clerk II	14.67	15.40	16.17	16.98	17.83
<hr/>						
45	* BUDGET UNIT TOTAL *					

---

45      **\*\* DEPARTMENT TOTAL \*\***

**PUBLIC WORKS**

**ADMINISTRATION**

1	Dir Of Public Works	61.66	---	77.07	---	92.48
1	Manager IV	35.08	---	43.85	---	52.62
1	Manager III	31.03	---	38.79	---	46.55
1	Confidential Assistant IV	20.70	---	25.87	---	31.04
1	Confidential Assistant III	17.23	---	21.54	---	25.85
1	Software Developer/Analyst III	33.23	34.89	36.63	38.46	40.38
1	Accountant II	25.91	27.21	28.57	30.00	31.50
1	Accounting Tech	18.98	19.93	20.93	21.98	23.08
1	Admin Clerk III	16.58	17.41	18.28	19.19	20.15

**STANISLAUS COUNTY**  
**DEPARTMENT POSITION ALLOCATION REPORT**  
As of September 19, 2015

STEP 1	STEP 2	STEP 3	STEP 4	STEP 5
MIN	---	MID	---	MAX
---	---	FLAT	---	---

**PUBLIC WORKS (Continued)**

**ADMINISTRATION (Continued)**

---

9 \* BUDGET UNIT TOTAL \*

**ENGINEERING**

3	Deputy Dir Public Works	43.94	---	54.92	---	65.90
6	Assoc Civil Eng/Assoc Surveyor	37.64	39.52	41.50	43.58	45.76
9	Asst Engineer/Surveyor	32.09	33.69	35.37	37.14	39.00
1	Staff Serv Coordinator	29.20	30.66	32.19	33.80	35.49
6	Sr Engineering/Surveying Tech	28.00	29.40	30.87	32.41	34.03
1	Staff Serv Analyst	24.05	25.25	26.51	27.84	29.23
1	Engineering Technician	23.90	25.10	26.36	27.68	29.06
1	Admin Secretary	18.58	19.51	20.49	21.51	22.59
1	Admin Clerk III	16.58	17.41	18.28	19.19	20.15

---

29 \* BUDGET UNIT TOTAL \*

**LOCAL TRANSIT SYSTEM**

1	Manager III	31.03	---	38.79	---	46.55
1	Staff Serv Coordinator	29.20	30.66	32.19	33.80	35.49
1	Assoc Planner	28.57	30.00	31.50	33.08	34.73
2	Staff Serv Analyst	24.05	25.25	26.51	27.84	29.23

---

5 \* BUDGET UNIT TOTAL \*

**MORGAN SHOP**

1	Manager III	31.03	---	38.79	---	46.55
1	Staff Serv Analyst	24.05	25.25	26.51	27.84	29.23
1	Lead Equip Mechanic	22.98	24.13	25.34	26.61	27.94
5	Heavy Equip Mechanic	22.74	23.88	25.07	26.32	27.64

---

8 \* BUDGET UNIT TOTAL \*

**ROAD & BRIDGE**

1	Manager IV	35.08	---	43.85	---	52.62
1	Accountant III	28.48	29.90	31.40	32.97	34.62
3	Road Supv	26.02	27.32	28.69	30.12	31.63
8	Sr Road Mntc Worker	23.36	24.53	25.76	27.05	28.40
42	Road Mntc Worker III	20.71	21.75	22.84	23.98	25.18
1	Staff Serv Tech	19.05	20.00	21.00	22.05	23.15
1	Account Clerk III	17.30	18.17	19.08	20.03	21.03

---

57 \* BUDGET UNIT TOTAL \*

---

108 \*\* DEPARTMENT TOTAL \*\*

**STANISLAUS COUNTY**  
**DEPARTMENT POSITION ALLOCATION REPORT**  
As of September 19, 2015

		STEP 1	STEP 2	STEP 3	STEP 4	STEP 5
		MIN	---	MID	---	MAX
		---	---	FLAT	---	---
<b>RETIREMENT</b>						
<b>RETIREMENT</b>						
1	Executive Director	61.66	---	77.07	---	92.48
2	Manager III	31.03	---	38.79	---	46.55
1	Manager II	27.45	---	34.31	---	41.17
1	Confidential Assistant V	24.66	---	30.82	---	36.98
4	Confidential Assistant IV	20.70	---	25.87	---	31.04
2	Confidential Assistant III	17.23	---	21.54	---	25.85
1	Attorney V	49.88	52.37	54.99	57.74	60.63
1	Software Developer/Analyst III	33.23	34.89	36.63	38.46	40.38
13	* BUDGET UNIT TOTAL *					
13	** DEPARTMENT TOTAL **					

**SHERIFF**

**ADMINISTRATION**

1	Sheriff	---	---	87.23	---	---
1	Undersheriff	50.31	---	62.89	---	75.47
1	Captain	43.94	---	54.92	---	65.90
1	Manager IV	35.08	---	43.85	---	52.62
1	Manager III	31.03	---	38.79	---	46.55
1	Manager II	27.45	---	34.31	---	41.17
1	Confidential Assistant V	24.66	---	30.82	---	36.98
1	Confidential Assistant IV	20.70	---	25.87	---	31.04
5	Confidential Assistant III	17.23	---	21.54	---	25.85
1	Confidential Assistant II	15.29	---	19.11	---	22.93
1	Sr Systems Engineer	38.45	40.37	42.39	44.51	46.74
1	Sr Software Developer/Analyst	38.45	40.37	42.39	44.51	46.74
1	Lieutenant	34.22	---	42.77	---	51.33
2	Systems Engineer II	33.23	34.89	36.63	38.46	40.38
2	Software Developer/Analyst III	33.23	34.89	36.63	38.46	40.38
2	Sergeant	33.03	34.67	36.40	38.22	40.14
1	Sergeant-Custodial	30.46	31.99	33.58	35.27	37.02
3	Accountant III	28.48	29.90	31.40	32.97	34.62
5	Deputy Sheriff	27.90	29.29	30.75	32.29	33.91
3	Application Specialist II	24.37	25.59	26.87	28.21	29.62
6	Supv Legal Clerk II	21.88	22.97	24.12	25.33	26.60
2	Accounting Tech	18.98	19.93	20.93	21.98	23.08
1	Admin Secretary	18.58	19.51	20.49	21.51	22.59
7	Legal Clerk IV	18.10	19.01	19.96	20.96	22.01
2	Account Clerk III	17.30	18.17	19.08	20.03	21.03
25	Legal Clerk III	16.58	17.41	18.28	19.19	20.15
2	Admin Clerk II	14.67	15.40	16.17	16.98	17.83
1	Stock/Delivery Clerk II	14.32	15.04	15.79	16.58	17.41
81	* BUDGET UNIT TOTAL *					

**CAL-MMET PROGRAM**

1	Sergeant	33.03	34.67	36.40	38.22	40.14
---	----------	-------	-------	-------	-------	-------

**STANISLAUS COUNTY**  
**DEPARTMENT POSITION ALLOCATION REPORT**  
As of September 19, 2015

STEP 1	STEP 2	STEP 3	STEP 4	STEP 5
MIN	---	MID	---	MAX
---	---	FLAT	---	---

**SHERIFF (Continued)**

**CAL-MMET PROGRAM (Continued)**

2	Deputy Sheriff	27.90	29.29	30.75	32.29	33.91
1	Legal Clerk III	16.58	17.41	18.28	19.19	20.15
<hr/>						
4	* BUDGET UNIT TOTAL *					

**CAL ID PROGRAM**

1	Application Specialist II	24.37	25.59	26.87	28.21	29.62
<hr/>						
1	* BUDGET UNIT TOTAL *					

**CONTRACT CITIES**

3	Lieutenant	34.22	---	42.77	---	51.33
6	Sergeant	33.03	34.67	36.40	38.22	40.14
45	Deputy Sheriff	27.90	29.29	30.75	32.29	33.91
2	Supv Legal Clerk II	21.88	22.97	24.12	25.33	26.60
2	Community Serv Offcr	17.58	18.46	19.38	20.35	21.37
6	Legal Clerk III	16.58	17.41	18.28	19.19	20.15
<hr/>						
64	* BUDGET UNIT TOTAL *					

**COURT SECURITY**

1	Lieutenant	34.22	---	42.77	---	51.33
2	Sergeant	33.03	34.67	36.40	38.22	40.14
16	Deputy Sheriff	27.90	29.29	30.75	32.29	33.91
14	Deputy Sheriff-Custodial	25.34	26.61	27.94	29.34	30.81
6	Security Officer	15.94	16.74	17.58	18.46	19.38
<hr/>						
39	* BUDGET UNIT TOTAL *					

**DETENTION**

1	Captain	43.94	---	54.92	---	65.90
4	Custodial Lieutenant	31.79	---	39.74	---	47.69
25	Sergeant-Custodial	30.46	31.99	33.58	35.27	37.02
209	Deputy Sheriff-Custodial	25.34	26.61	27.94	29.34	30.81
1	Supv Legal Clerk II	21.88	22.97	24.12	25.33	26.60
2	Admin Secretary	18.58	19.51	20.49	21.51	22.59
1	Supv Custodial Cook	18.45	19.37	20.34	21.36	22.43
1	Storekeeper II	18.16	19.07	20.02	21.02	22.07
3	Legal Clerk IV	18.10	19.01	19.96	20.96	22.01
1	Account Clerk III	17.30	18.17	19.08	20.03	21.03
8	Custodial Cook	16.78	17.62	18.50	19.43	20.40
21	Legal Clerk III	16.58	17.41	18.28	19.19	20.15
1	Dir Of Volunteer Serv	16.39	17.21	18.07	18.97	19.92
3	Account Clerk II	15.31	16.08	16.88	17.72	18.61
5	Stock/Delivery Clerk II	14.32	15.04	15.79	16.58	17.41
4	Asst Cook II	12.68	13.31	13.98	14.68	15.41
<hr/>						
290	* BUDGET UNIT TOTAL *					

**STANISLAUS COUNTY**  
**DEPARTMENT POSITION ALLOCATION REPORT**  
As of September 19, 2015

STEP 1	STEP 2	STEP 3	STEP 4	STEP 5
MIN	---	MID	---	MAX
---	---	FLAT	---	---

**SHERIFF (Continued)**

**JAIL COMMISSARY/INMATE WELFARE**

1	Account Clerk III	17.30	18.17	19.08	20.03	21.03
2	Stock/Delivery Clerk II	14.32	15.04	15.79	16.58	17.41
<hr/>						
3	* BUDGET UNIT TOTAL *					

**OPERATIONS**

1	Forensic Pathologist	120.36	---	150.45	---	180.54
1	Captain	43.94	---	54.92	---	65.90
6	Lieutenant	34.22	---	42.77	---	51.33
14	Sergeant	33.03	34.67	36.40	38.22	40.14
103	Deputy Sheriff	27.90	29.29	30.75	32.29	33.91
1	Crime Analyst	25.28	26.54	27.87	29.26	30.72
1	Supv Public Administrator	24.66	25.89	27.18	28.54	29.97
5	Crime Analyst Tech	19.83	20.82	21.86	22.95	24.10
1	Storekeeper II	18.16	19.07	20.02	21.02	22.07
4	Community Serv Offcr	17.58	18.46	19.38	20.35	21.37
1	Equipment Serv Tech	17.20	18.06	18.96	19.91	20.91
1	Forensic Autopsy Technician	16.79	17.63	18.51	19.44	20.41
1	Admin Clerk III	16.58	17.41	18.28	19.19	20.15
<hr/>						
140	* BUDGET UNIT TOTAL *					

**VEHICLE THEFT**

1	Deputy Sheriff	27.90	29.29	30.75	32.29	33.91
<hr/>						
1	* BUDGET UNIT TOTAL *					

623      **\*\* DEPARTMENT TOTAL \*\***

**STANISLAUS REGIONAL 911**

**STANISLAUS REGIONAL 911**

1	Manager IV	35.08	---	43.85	---	52.62
4	Manager III	31.03	---	38.79	---	46.55
1	Manager I	24.45	---	30.56	---	36.67
1	Confidential Assistant IV	20.70	---	25.87	---	31.04
1	Lieutenant	34.22	---	42.77	---	51.33
5	Systems Engineer II	33.23	34.89	36.63	38.46	40.38
2	Application Specialist II	24.37	25.59	26.87	28.21	29.62
39	Emergency Dispatcher	22.75	23.89	25.08	26.34	27.66
4	Emer Call Taker	20.65	21.68	22.76	23.90	25.09
1	Account Clerk III	17.30	18.17	19.08	20.03	21.03
<hr/>						
59	* BUDGET UNIT TOTAL *					

59      **\*\* DEPARTMENT TOTAL \*\***



**STANISLAUS COUNTY**  
**DEPARTMENT POSITION ALLOCATION REPORT**  
As of September 19, 2015

STEP 1	STEP 2	STEP 3	STEP 4	STEP 5
MIN	---	MID	---	MAX
---	---	FLAT	---	---

**STRATEGIC BUSINESS TECHNOLOGY**

**SBT TELECOMMUNICATIONS**

2	Systems Engineer II	33.23	34.89	36.63	38.46	40.38
2	* BUDGET UNIT TOTAL *					

**STRATEGIC BUSINESS TECHNOLOGY**

1	Director of SBT	43.94	---	54.92	---	65.90
2	Manager IV	35.08	---	43.85	---	52.62
3	Sr Systems Engineer	38.45	40.37	42.39	44.51	46.74
2	Sr Software Developer/Analyst	38.45	40.37	42.39	44.51	46.74
4	Systems Engineer II	33.23	34.89	36.63	38.46	40.38
2	Software Developer/Analyst III	33.23	34.89	36.63	38.46	40.38
1	Sr Application Specialist	33.23	34.89	36.63	38.46	40.38
1	Software Developer II	28.72	30.16	31.67	33.25	34.91
6	Application Specialist III	28.72	30.16	31.67	33.25	34.91
22	* BUDGET UNIT TOTAL *					

24      **\*\* DEPARTMENT TOTAL \*\***

**TREASURER-TAX COLLECTOR**

**REVENUE RECOVERY**

1	Manager II	27.45	---	34.31	---	41.17
1	Sr Collector	22.91	24.06	25.26	26.52	27.85
2	Accountant I	20.27	21.28	22.34	23.46	24.63
5	Collector	19.33	20.30	21.32	22.39	23.51
9	Account Clerk III	17.30	18.17	19.08	20.03	21.03
18	* BUDGET UNIT TOTAL *					

**TREASURER - ADMIN/TAXES**

1	Treasurer-Tax Collector	---	---	67.04	---	---
1	Manager III	31.03	---	38.79	---	46.55
1	Confidential Assistant IV	20.70	---	25.87	---	31.04
1	Accountant II	25.91	27.21	28.57	30.00	31.50
1	Accountant I	20.27	21.28	22.34	23.46	24.63
2	Accounting Tech	18.98	19.93	20.93	21.98	23.08
4	Account Clerk III	17.30	18.17	19.08	20.03	21.03
11	* BUDGET UNIT TOTAL *					

**TREASURY**

1	Manager II	27.45	---	34.31	---	41.17
1	Accountant I	20.27	21.28	22.34	23.46	24.63
2	Account Clerk III	17.30	18.17	19.08	20.03	21.03
4	* BUDGET UNIT TOTAL *					

33      **\*\* DEPARTMENT TOTAL \*\***

4,152      **\*\*\* STANISLAUS COUNTY TOTAL \*\*\***

End of Report

**Unfunded Vacant Positions  
As of September 19, 2015**

Department	Budget Unit	# of Positions	Classification
<b>Aging &amp; Veterans' Services</b>	Area Agency on Aging	1	Community Health Work III
	Veterans' Services	1	Admin Clerk II
	<b>Subtotal</b>	<b>2</b>	
<b>Agricultural Commissioner</b>	Agricultural Commissioner	1	Accountant I
	<b>Subtotal</b>	<b>1</b>	
<b>Alliance WorkNet</b>	Alliance WorkNet	1	Admin Clerk II
	<b>Subtotal</b>	<b>1</b>	
<b>Animal Services</b>	Animal Services	2	Animal Care Spec I
		2	Animal Serv Offcr II
		1	Admin Clerk III
	<b>Subtotal</b>	<b>5</b>	
<b>Assessor</b>	Assessor	1	Auditor-Appraiser III
		2	Account Clerk III
		2	Appraiser III
		1	Appraiser Tech
	<b>Subtotal</b>	<b>6</b>	
<b>Auditor Controller</b>	Auditor Controller	1	Accountant III
	<b>Subtotal</b>	<b>1</b>	
<b>Chief Executive Office</b>	County Fire Service Fund OES/Fire Warden Operations and Services	1	Staff Serv Tech
		1	Manager II
		1	Chief Information Officer
		2	Deputy Exec Offcr
		1	Manager III
		1	Manager IV
		1	Confidential Assistant III
	Risk Management	1	Confidential Assistant IV
		1	Confidential Assistant I
		2	Confidential Assistant II
	<b>Subtotal</b>	<b>12</b>	
<b>Clerk/Recorder</b>	Elections Division	1	Staff Serv Tech
	Recorder Division	2	Legal Clerk III
	<b>Subtotal</b>	<b>3</b>	
<b>County Counsel</b>	County Counsel	1	Confidential Assistant IV
		1	Deputy County Counsel V
		1	Confidential Assistant II
	<b>Subtotal</b>	<b>3</b>	
<b>District Attorney</b>	Auto Insurance Fraud Criminal Division	1	Attorney V
		2	Criminal Investigator II
		1	Supv Legal Clerk II
		1	Sr Crmnl Investigator
		1	Paralegal III
		3	Legal Clerk III
		5	Attorney V
1	Accountant I		

**Unfunded Vacant Positions  
As of September 19, 2015**

Department	Budget Unit	# of Positions	Classification	
	<b>Subtotal</b>	<b>15</b>		
<b>Environmental Resources</b>	Environmental Resources	1	Admin Clerk III	
		1	Sr Resource Management Spec	
		1	Assoc Civil Engineer	
		1	Manager II	
		1	Milk & Dairy Inspector II	
		1	Sr Env Health Spec	
		Fink Road Landfill	1	Landfill Equip Oper III
		1	Account Clerk III	
	1	Landfill Equip Oper II		
	<b>Subtotal</b>	<b>9</b>		
<b>General Services Agency</b>	Central Services Division	1	Sr Buyer	
	Facilities Maintenance	2	Housekeeper/Custodian	
	Fleet Services Division	1	Storekeeper I	
	<b>Subtotal</b>	<b>4</b>		
<b>Health Services Agency</b>	Administration	1	Manager I	
		1	Sr Custodian	
	Clinics & Ancillary Services	1	Staff Nurse II	
		1	Sr Physician Asst	
		3	Sr Nurse Practitioner	
		1	Phys/Occupational Therapist II	
		1	Family Practice Physician	
	Public Health	1	Community Health Work II	
		1	Admin Clerk I	
		5	Public Health Nurse II	
		1	Health Educator	
		2	Admin Clerk II	
		3	Community Health Work III	
		1	Asst Director	
		2	Public Health Nurse III	
	<b>Subtotal</b>	<b>25</b>		
<b>Library</b>	Library	2	Admin Clerk I	
		1	Application Specialist II	
		1	Librarian II	
		2	Librarian III	
		3	Library Asst II	
			<b>Subtotal</b>	<b>9</b>
<b>Parks &amp; Recreation</b>	Parks & Recreation	1	Account Clerk III	
		1	Park Mntc Worker II	
		1	Manager III	
		1	Deputy Director Of Parks	
	<b>Subtotal</b>	<b>4</b>		
<b>Planning &amp; Community Dev</b>	Building Permits	1	Admin Clerk III	
	Planning	1	Admin Clerk III	
		2	Manager III	

**Unfunded Vacant Positions  
As of September 19, 2015**

Department	Budget Unit	# of Positions	Classification
	Redevelopment	1	Assoc Planner
	Special Revenue Grants	1	Assoc Planner
	<b>Subtotal</b>	<b>6</b>	
<b>Probation</b>	Administration	1	Accounting Tech
	Institutional Services	1	Probation Corrections Offc II
		1	Confidential Assistant II
	JJCPA	4	Probation Corrections Offc II
	<b>Subtotal</b>	<b>7</b>	
<b>Public Defender</b>	Public Defender	3	Attorney V
	<b>Subtotal</b>	<b>3</b>	
<b>Public Works</b>	Administration	1	Account Clerk III
		1	Software Developer/Analyst III
	Engineering	1	Sr Engineering Tech
		1	Sr Engineering/Surveying Tech
	Morgan Shop	1	Heavy Equip Mechanic
	Road & Bridge	2	Road Supv
		2	Road Mntc Worker III
	<b>Subtotal</b>	<b>9</b>	
<b>Sheriff</b>	Administration	1	Staff Serv Coordinator
	Contract Cities	2	Deputy Sheriff
	Court Security	1	Sergeant
	Detention	3	Deputy Sheriff
	<b>Subtotal</b>	<b>7</b>	
<b>Stanislaus Regional 911</b>	Stanislaus Regional 911	3	Emergency Dispatcher
		2	Emer Call Taker
	<b>Subtotal</b>	<b>5</b>	
<b>Strategic Business Technology</b>	Strategic Business Technology	1	Sr Software Developer/Analyst
	<b>Subtotal</b>	<b>1</b>	
<b>Treasurer-Tax Collector</b>	Treasurer - Admin/Taxes	1	Software Developer/Analyst III
		2	Account Clerk III
	<b>Subtotal</b>	<b>3</b>	
	<b>GRAND TOTAL</b>	<b>141</b>	



# Special Districts



## SPECIAL DISTRICTS UNDER THE BOARD OF SUPERVISORS

---

Special Districts are a form of government created by a local community to meet a specific need. Most only provide a single service. Special Districts are distinguished by four common characteristics:

- ◆ Are a form of government;
- ◆ Governed by a board;
- ◆ Provide services and facilities; and
- ◆ Have defined boundaries.

Only those residents who benefit from services provided by a Special District pay for them. Certain types of Special Districts require that the City Council or County Supervisors serve as their governing boards. Nevertheless, Special Districts remain separate local governments.

Included in this budget document is a schedule of the 2015-2016 Proposed Budgets for Special Districts governed by the Board of Supervisors, whose funds are maintained in the County Treasury. They are identified by type—County Service Area, Lighting, Lighting and Landscape, and Storm Drain.

### **County Service Area**

A County Service Area (CSA) may be established to provide any one or more of a variety of extended services within a particular area. At the time the CSA is established, the Board of Supervisors specifies the type or types of services proposed to be provided within the area. CSAs in Stanislaus County typically provide drainage control and landscaping. These Districts provide for:

- a) The control of storm water, including waters which arise outside the District and which flow or drain into or through the District;
- b) The protection from damage by storm of private and public property within the District; and
- c) The maintenance of landscaping associated with drainage basins and/or park facilities within the District.

### **Storm Drain**

The Board of Supervisors may create and govern a Storm Drain Maintenance District to do the following work: cleaning, repairing, renewal, replacement, widening or straightening of existing storm drain structures, watercourses or drainage channels, and the installation of adjoining structures when necessary for the adequate functioning of such drainage facilities. The District may also construct additional storm drain channels or structures and maintain the same whenever necessary to provide proper and adequate drainage of the surface water.

### **Lighting and Landscape**

Each Lighting and/or Landscape District funds specific improvements and/or services that include the maintenance and operation of lighting and/or landscape improvements and associated structures located within public right-of-ways and dedicated easements.

### **Financial Summary**

Special District funds can only be used for the purpose for which they were collected. Districts receive revenue from property taxes and/or special assessments. A District levying a tax rate and receiving ad valorem taxes prior to the passage of Proposition 13 now receives a portion of the 1% levy.

With the passage of Proposition 13, the amount of property taxes received by Districts was restricted. To fund expenses, a direct assessment was authorized by the Board of Supervisors. In addition, in

November 1996, California voters approved Proposition 218, which requires that an increase or new assessment can only become effective through a ballot procedure approved by a simple majority.

**County Service Areas**

**Proposed Budget**

There are a total of 19 County Service Areas (CSA). The total budgeted amount for all the CSAs in Fiscal Year 2015-2016 is \$834,597. This Proposed Budget is funded by \$682,795 in revenue and \$151,802 in fund balance. Fund balances in all of the CSA's are projected to be positive at June 30, 2015 and remain positive through June 30, 2016. Sidewalk repair/replacement in CSA 10 in will continue as funding is identified.

**Final Budget**

At the time of the Fiscal Year 2015-2016 Adopted Proposed Budget, spending plans were estimated and appropriations and estimated revenues were approved for the dependent special districts governed by the Board of Supervisors to allow them to operate in the fiscal year. Subsequent analysis during the development of the assessment rates and related engineer reports resulted in the requested changes to the Adopted Proposed Budgets for two County Service Areas (CSA).

Special Districts receive revenue from property taxes and/or special assessments. The funds can only be used for the purpose for which they were collected and only those residents who benefit from services provided by a special district pay for them. It is recommended that the budget adjustments be made as shown in the following schedule:

**County Service Areas**

Fund	District Name	Revenues			Expenditures		
		Adopted Proposed Budget FY 2015 - 2016	Add'l Budget Request	Total Final Budget	Adopted Proposed Budget FY 2015 - 2016	Add'l Budget Request	Total Final Budget
1813	CSA 10-Salida Drainage	417,876	(1)	417,875	416,947	0	416,947
1833	CSA 26-Keyes	121,691	0	121,691	221,773	(84,082)	137,691
<b>Total</b>			<b>(1)</b>			<b>(84,082)</b>	

A decrease of \$84,082 in appropriations is requested in the County Service Area 26 - Keyes, due to the completion of park renovations originally budgeted. The requested changes bring the CSA budgets in line with the previously approved engineer reports.

The total budgeted amount for all the CSAs in Fiscal Year 2015-2016 is \$750,515. This Final Budget is funded by \$682,794 in revenue and \$67,721 in fund balance.

**Storm Drain Districts**

**Proposed Budget**

There are a total of 7 Storm Drain Districts. The total budgeted amount for all Storm Drain Districts in Fiscal Year 2015-2016 is \$779,852. This Budget is funded by \$39,644 in revenue and \$740,208 in fund balance. Due to the type of service provided and the potential for significant expenditures in a severe winter, all available resources are typically budgeted.

## **Final Budget**

There are no recommended changes in funding to this budget.

### **Lighting and/or Landscape Districts**

#### **Proposed Budget**

The largest number of Districts, 37, is the Lighting Districts (LD), Landscape Assessment District (LAD), and/or Landscape Lighting Districts (LLD). The total budgeted amount for all Landscape and/or Lighting Districts for Budget Year 2015-2016 is \$566,710. This Budget is funded by \$512,018 in revenue and \$54,692 in fund balance.

Lighting Districts continue to experience loss due to several hit and run collisions with streetlight poles, vandalism and theft. These costs are borne by the lighting district in addition to regular maintenance and operations. This can result in significant fluctuation of needed assessments. In order to smooth out assessments, a contingency reserve has been implemented. Department maintenance staff have also implemented measures to reduce instances of vandalism and theft.

North McHenry Lighting District is anticipated to have a negative cash balance of \$13,629 on June 30, 2015. The assessment for this district is fixed and cannot be increased without property owner approval. A ballot procedure was conducted in Fiscal Year 2010-2011, and an increase was not approved. Therefore, roughly 60% of the lights within the lighting district were turned off. These will remain off until the deficit is recovered. At that time, the funding and expenditures will be evaluated to determine how many of the lights can be re-energized.

#### **Final Budget**

There are no recommended changes in funding to this budget.

### **Stormwater Quality Control**

The threat to stormwater quality comes from the urbanized areas within the County, which the CSA's encompass. The County is mandated by the State Water Resources Control Board, Water Quality Order No. 2013-0001-DWQ to regulate stormwater within these urbanized areas. The Special Districts receive additional services above the General Benefit for the following permit areas: Education and Outreach (E.7), Public Involvement and Participation Program (E.8), Illicit Discharge Detection and Elimination Program (E.9), Post-Construction Stormwater Management Program (E.12), Water Quality Monitoring (E.13), Program Effectiveness Assessment and Improvement (E.14), Total Maximum Daily Loads Compliance Requirements (E.15) and the Annual Reporting Program (E.16).

The fee structure to implement the state requirements has not been determined for fiscal year 2015-2016. An estimated annual fee of \$5 per parcel for CSA's, LLD's, LAD's and \$1 per parcel for LD's is included in this year's budget. Any surplus or shortfall will be adjusted in future calculations.

### **Budgets—Expenditures and Revenues**

#### **◆ County Service Areas**

- ◆ The Public Works Department determines estimated expenditures based on projected maintenance for the District.
- ◆ The Public Works Departments determines estimated revenue based on projected direct assessments and property tax receipts.

#### **◆ Landscape and/or Lighting Districts**

- ◆ The Public Works Department determines estimated expenditures based on prior year actual expenses and projected maintenance.
- ◆ The Public Works Department determines estimated revenue based on projected direct assessments and property tax receipts.



- ◆ **Storm Drain Districts**

- ◆ The Public Works Department determines estimated revenues based on projected direct assessments and property tax receipts and determines estimated District expenditures based on available financing. The District's Advisory Board initiates any necessary maintenance. Payment requests are submitted to the Public Works Department for review and processing.

**Stanislaus County**  
**Special Districts Summary**  
**Fiscal Year 2015-2016**

District Name	2015-2016 Final Budget			
	Fund Balance June 30, 2015	Revenue	Expenditures	Estimated Fund Balance June 30, 2016
1	2	3	4	5
<b>Lighting &amp; Lighting Maintenance Districts</b>				
Airport Neighborhood Lighting	\$ 34,437	\$ 22,904	\$ 29,900	\$ 27,441
Almond Wood Estates Lighting	\$ 12,969	\$ 10,892	\$ 11,142	\$ 12,719
Beard Industrial Lighting	\$ 8,643	\$ 6,244	\$ 6,244	\$ 8,643
Country Club Lighting Zone A	\$ 8,277	\$ 3,129	\$ 4,581	\$ 6,825
Country Club Lighting Zone B	\$ 1,468	\$ 1,046	\$ 1,046	\$ 1,468
Crowslanding Lighting	\$ 8,254	\$ 2,338	\$ 4,091	\$ 6,501
Denair Lighting	\$ 87,138	\$ 51,088	\$ 45,443	\$ 92,783
Deo Gloria Estates Lighting	\$ 9,672	\$ 5,055	\$ 5,274	\$ 9,453
Empire Lighting	\$ 40,766	\$ 19,637	\$ 31,024	\$ 29,379
Fairview Tract Lighting	\$ 22,703	\$ 6,292	\$ 9,825	\$ 19,170
Gibbs Ranch Lighting	\$ 10,434	\$ 3,220	\$ 3,220	\$ 10,434
Gilbert Road Lighting	\$ 1,300	\$ 470	\$ 470	\$ 1,300
Golden State Lighting	\$ 5,688	\$ 3,008	\$ 3,008	\$ 5,688
Hillcrest Estates Lighting	\$ 30,752	\$ 16,135	\$ 16,135	\$ 30,752
Kenwood Park Lightnig	\$ 3,063	\$ 3,383	\$ 3,283	\$ 3,163
Mancini Park Homes Lighting	\$ 4,798	\$ 7,181	\$ 8,139	\$ 3,840
Marshall Avenue Lighting	\$ 4,231	\$ 1,997	\$ 2,747	\$ 3,481
Monterey Park Lighting	\$ 5,713	\$ 2,334	\$ 3,190	\$ 4,857
North McHenry Lighting	\$ (13,629)	\$ 7,031	\$ 3,656	\$ (10,254)
North McHenry #2 Lighting	\$ 2,172	\$ 1,381	\$ 1,851	\$ 1,702
North Oaks Lighting	\$ 7,989	\$ 4,493	\$ 4,493	\$ 7,989
Olympic Tract Lighting	\$ 25,754	\$ 11,884	\$ 16,818	\$ 20,820
Peach Blossom Estates Lighting	\$ 2,321	\$ 1,164	\$ 1,214	\$ 2,271
Richland Tract Lighting	\$ 10,390	\$ 4,895	\$ 7,586	\$ 7,699
Salida Lighting	\$ 170,877	\$ 118,747	\$ 127,651	\$ 161,973
Schwartz-Baize Lighting	\$ 886	\$ 380	\$ 380	\$ 886
Sunset Oaks Lighting	\$ 23,353	\$ 11,839	\$ 17,729	\$ 17,463
Sylvan Village #2 Lighting	\$ 13,126	\$ 4,153	\$ 6,104	\$ 11,175
Tempo Park Lighting	\$ 12,753	\$ 8,074	\$ 10,579	\$ 10,248
<b>Total Lighting &amp; Lighting Mtc Districts</b>	<b>\$ 556,298</b>	<b>\$ 340,394</b>	<b>\$ 386,823</b>	<b>\$ 509,869</b>
<b>Storm Drainage &amp; Maintenance Districts</b>				
Storm Drain #1	\$ 22,371	\$ 560	\$ 22,371	\$ 560
Storm Drain #2	\$ 4,727	\$ 23	\$ 4,727	\$ 23
Storm Drain #3	\$ 1,776	\$ 7	\$ 1,776	\$ 7
Storm Drain #6	\$ 128,422	\$ 2,236	\$ 128,422	\$ 2,236
Storm Drain #8	\$ 590,367	\$ 36,342	\$ 590,367	\$ 36,342
Storm Drain #9	\$ 4,111	\$ 17	\$ 4,111	\$ 17
Storm Drain #10	\$ 28,078	\$ 459	\$ 28,078	\$ 459
<b>Total Storm Drainage &amp; Mtc Districts</b>	<b>\$ 779,852</b>	<b>\$ 39,644</b>	<b>\$ 779,852</b>	<b>\$ 39,644</b>

**Stanislaus County**  
**Special Districts Summary**  
**Fiscal Year 2015-2016**

District Name	2015-2016 Final Budget			
	Fund Balance June 30, 2015	Revenue	Expenditures	Estimated Fund Balance June 30, 2016
1	2	3	4	5
<b>County Service Area Districts</b>				
County Service Area No. 4	\$ 85,242	\$ 4,299	\$ 10,846	\$ 78,695
County Service Area No. 5	\$ 149,230	\$ 6,499	\$ 11,526	\$ 144,203
County Service Area No. 7	\$ 58,060	\$ 2,000	\$ 4,937	\$ 55,123
County Service Area No. 8	\$ 12,241	\$ 750	\$ 3,937	\$ 9,054
County Service Area No. 9	\$ 45,111	\$ 1,499	\$ 7,376	\$ 39,234
County Service Area No. 10	\$ 498,331	\$ 417,875	\$ 416,947	\$ 499,259
County Service Area No. 11	\$ 6,543	\$ -	\$ 1,530	\$ 5,013
County Service Area No. 12	\$ 23,595	\$ 1,000	\$ 3,329	\$ 21,266
County Service Area No. 16	\$ 77,432	\$ 14,919	\$ 14,919	\$ 77,432
County Service Area No. 18	\$ 23,815	\$ 11,420	\$ 11,420	\$ 23,815
County Service Area No. 19	\$ 198,222	\$ 34,755	\$ 41,255	\$ 191,722
County Service Area No. 20	\$ 10,880	\$ 8,430	\$ 8,175	\$ 11,135
County Service Area No. 21	\$ 97,022	\$ 23,539	\$ 28,539	\$ 92,022
County Service Area No. 22	\$ 33,561	\$ 7,520	\$ 10,520	\$ 30,561
County Service Area No. 23	\$ 75,576	\$ 3,410	\$ 9,410	\$ 69,576
County Service Area No. 24	\$ 40,195	\$ 7,630	\$ 9,450	\$ 38,375
County Service Area No. 25	\$ 18,423	\$ 6,305	\$ 9,455	\$ 15,273
County Service Area No. 26	\$ 443,661	\$ 121,691	\$ 137,691	\$ 427,661
County Service Area No. 27	\$ 13,522	\$ 9,253	\$ 9,253	\$ 13,522
<b>Total County Service Area Districts</b>	<b>\$ 1,910,662</b>	<b>\$ 682,794</b>	<b>\$ 750,515</b>	<b>\$ 1,842,941</b>
<b>Lighting &amp; Landscape Districts</b>				
Bret Hart Landscape & Lighting	\$ 38,979	\$ 54,450	\$ 56,450	\$ 36,979
Bystrom Landscape & Lighting	\$ 23,493	\$ 28,115	\$ 30,615	\$ 20,993
Del Rio Heights Landscape	\$ 2,313	\$ 4,512	\$ 3,975	\$ 2,850
Howard/McCracken Landscape & Lighting	\$ 11,893	\$ 22,352	\$ 21,352	\$ 12,893
Laurel Landscape & Lighting	\$ 10,853	\$ 12,790	\$ 14,790	\$ 8,853
Paradise South Landscape & Lighting	\$ 15,173	\$ 22,405	\$ 22,505	\$ 15,073
Riverdale Landscape & Lighting	\$ 12,552	\$ 12,330	\$ 13,030	\$ 11,852
Riverview Landscape & Lighting	\$ 14,909	\$ 14,670	\$ 17,170	\$ 12,409
<b>Total Lighting &amp; Landscape Districts</b>	<b>\$ 130,165</b>	<b>\$ 171,624</b>	<b>\$ 179,887</b>	<b>\$ 121,902</b>
<b>Total Special Districts</b>	<b>\$ 3,376,977</b>	<b>\$ 1,234,456</b>	<b>\$ 2,097,077</b>	<b>\$ 2,514,356</b>



# **State Controller Schedules**

Fund Name	Total Financing Sources				Total Financing Uses		
	Fund Balance Unreserved/ Undesignated June 30, 2015	Decreases to Reserves/ Designations/Net Assets	Additional Financing Sources	Total Financing Sources	Financing Uses	Increases to Reserves/ Designations/Net Assets	Total Financing Uses
1	2	3	4	5	6	7	8
<b>Governmental Funds</b>							
General Fund	\$ 12,923,345	\$ 9,192,808	\$ 259,657,626	\$ 281,773,779	\$ 278,921,910	\$ 2,851,869	\$ 281,773,779
Special Revenue Funds	6,039,314	18,505,320	632,520,977	657,065,611	648,779,448	8,286,163	657,065,611
Capital Projects Funds	(67,270,355)	127,510,997	1,006,000	61,246,642	1,540,510	59,706,132	61,246,642
Debt Service Funds	(57,540)	66,466	-	8,926	-	8,926	8,926
<b>Total Governmental Funds</b>	<b>\$ (48,365,236)</b>	<b>\$ 155,275,591</b>	<b>\$ 893,184,603</b>	<b>\$ 1,000,094,958</b>	<b>\$ 929,241,868</b>	<b>\$ 70,853,090</b>	<b>\$ 1,000,094,958</b>
<b>Other Funds</b>							
Internal Service Funds		\$ 1,681,188	\$ 93,866,308	\$ 95,547,496	\$ 95,547,496	\$ -	\$ 95,547,496
Enterprise Funds		7,423,474	65,069,075	72,492,549	72,492,549	-	72,492,549
Special Districts and Other Agencies		824,835	1,289,148	2,113,983	2,097,077	16,906	2,113,983
<b>Total Other Funds</b>	<b>\$ -</b>	<b>\$ 9,929,497</b>	<b>\$ 160,224,531</b>	<b>\$ 170,154,028</b>	<b>\$ 170,137,122</b>	<b>\$ 16,906</b>	<b>\$ 170,154,028</b>
<b>Total All Funds</b>	<b>\$ (48,365,236)</b>	<b>\$ 165,205,088</b>	<b>\$ 1,053,409,134</b>	<b>\$ 1,170,248,986</b>	<b>\$ 1,099,378,990</b>	<b>\$ 70,869,996</b>	<b>\$ 1,170,248,986</b>
Arithmetic Results				COL 2+3+4			COL 6+7
Governmental Fund Totals Transferred From	SCH 2, COL 2	SCH 2, COL 3	SCH 2, COL 4	SCH 2, COL 5 COL 5 = COL 8	SCH 2, COL 6	SCH 2, COL 7	SCH 2, COL 8 COL 5 = COL 8
Internal Service Fund From			SCH 10, COL 5		SCH 10, COL 5	SCH 10, COL 5	
Enterprise Fund From		SCH 11, COL 5	SCH 11, COL 5		SCH 11, COL 5		
Special Districts From Arithmetic Results	SCH 12, COL 2	SCH 12, COL 3	SCH 12, COL 4	SCH 12, COL 5 COL 5 = COL 8	SCH 12, COL 6	SCH 12, COL 7	SCH 12, COL 8 COL 5 = COL 8
Arithmetic Results				COL 2+3+4			COL 6+7
Governmental Fund Totals Transferred From	SCH 2, COL 2	SCH 2, COL 3	SCH 2, COL 4	SCH 2, COL 5 COL 5 = COL 8	SCH 2, COL 6	SCH 2, COL 7	SCH 2, COL 8 COL 5 = COL 8
Internal Service Fund From			SCH 10, COL 5		SCH 10, COL 5	SCH 10, COL 5	
Enterprise Fund From		SCH 11, COL 5	SCH 11, COL 5		SCH 11, COL 5		
Special Districts From Arithmetic Results	SCH 12, COL 2	SCH 12, COL 3	SCH 12, COL 4	SCH 12, COL 5 COL 5 = COL 8	SCH 12, COL 6	SCH 12, COL 7	SCH 12, COL 8 COL 5 = COL 8

Fund Name	Total Financing Sources				Total Financing Uses		
	Fund Balance Unreserved/ Undesignated June 30, 2015	Decreases to Reserves/ Designations	Additional Financing Sources	Total Financing Sources	Financing Uses	Increases to Reserves/ Designations	Total Financing Uses
1	2	3	4	5	6	7	8
<b>General Fund</b>							
General Fund	\$ 12,923,345	\$ 9,192,808	\$ 259,657,626	\$ 281,773,779	\$ 278,921,910	\$ 2,851,869	\$ 281,773,779
<b>Total General Fund</b>	<b>\$ 12,923,345</b>	<b>\$ 9,192,808</b>	<b>\$ 259,657,626</b>	<b>\$ 281,773,779</b>	<b>\$ 278,921,910</b>	<b>\$ 2,851,869</b>	<b>\$ 281,773,779</b>
<b>Special Revenue Funds</b>							
Special Revenue Funds	\$ 6,039,314	\$ 18,505,320	\$ 632,520,977	\$ 657,065,611	\$ 648,779,448	\$ 8,286,163	\$ 657,065,611
<b>Total Special Revenue Funds</b>	<b>\$ 6,039,314</b>	<b>\$ 18,505,320</b>	<b>\$ 632,520,977</b>	<b>\$ 657,065,611</b>	<b>\$ 648,779,448</b>	<b>\$ 8,286,163</b>	<b>\$ 657,065,611</b>
<b>Capital Project Funds</b>							
Capital Project Funds	\$ (67,270,355)	\$ 127,510,997	\$ 1,006,000	\$ 61,246,642	\$ 1,540,510	\$ 59,706,132	\$ 61,246,642
<b>Total Capital Project Funds</b>	<b>\$ (67,270,355)</b>	<b>\$ 127,510,997</b>	<b>\$ 1,006,000</b>	<b>\$ 61,246,642</b>	<b>\$ 1,540,510</b>	<b>\$ 59,706,132</b>	<b>\$ 61,246,642</b>
<b>Debt Service Funds</b>							
Debt Service Funds	\$ (57,540)	\$ 66,466	\$ -	\$ 8,926	\$ -	\$ 8,926	\$ 8,926
<b>Total Debt Service Funds</b>	<b>\$ (57,540)</b>	<b>\$ 66,466</b>	<b>\$ -</b>	<b>\$ 8,926</b>	<b>\$ -</b>	<b>\$ 8,926</b>	<b>\$ 8,926</b>
<b>Total Governmental Funds</b>	<b>\$ (48,365,236)</b>	<b>\$ 155,275,591</b>	<b>\$ 893,184,603</b>	<b>\$ 1,000,094,958</b>	<b>\$ 929,241,868</b>	<b>\$ 70,853,090</b>	<b>\$ 1,000,094,958</b>
<b>Appropriations Limit</b>	<b>\$337,597,700</b>						
<b>Appropriations Subject to Limit</b>	<b>\$ 154,157,018</b>						
Arithmetic Results				COL 2+3+4 COL 5 = COL 8			COL 6+7 COL 5 = COL 8
Totals Transferred From	SCH 3, COL 6	SCH 4, COL 4	SCH 5, COL 5		SCH 7, COL 5	SCH 4, COL 6	
Totals Transferred To	SCH 1, COL 2	SCH 1, COL 3	SCH 1, COL 4	SCH 1, COL 5	SCH 1, COL 6	SCH 1, COL 7	SCH 1, COL 8

State Controller Schedules  
 County Budget Act  
 August 2015

Stanislaus County  
 Fund Balance - Governmental Funds  
 Fiscal Year 2015-16

Schedule 3

Actual   
 Estimated

Fund Name	Total Fund Balance June 30, 2015	Less: Fund Balance-Reserved/Designated			Fund Balance Unreserved/ Undesignated June 30, 2015
		Encumbrances	General & Other Reserves	Designations	
1	2	3	4	5	6
<b>General Fund</b>					
General Fund	\$ 139,341,399	\$ 2,851,869	\$ 112,392,491	\$ 11,173,694	\$ 12,923,345
<b>Total General Fund</b>	<b>\$ 139,341,399</b>	<b>\$ 2,851,869</b>	<b>\$ 112,392,491</b>	<b>\$ 11,173,694</b>	<b>\$ 12,923,345</b>
<b>Special Revenue Funds</b>					
Special Revenue Funds	\$ 218,026,641	\$ 8,286,163	\$ 5,657,847	\$ 198,043,317	\$ 6,039,314
<b>Total Special Revenue Funds</b>	<b>\$ 218,026,641</b>	<b>\$ 8,286,163</b>	<b>\$ 5,657,847</b>	<b>\$ 198,043,317</b>	<b>\$ 6,039,314</b>
<b>Capital Project Funds</b>					
Capital Project Funds	\$ 72,429,483	\$ 59,706,132	\$ 9,825,357	\$ 70,168,349	\$(67,270,355)
<b>Total Capital Project Funds</b>	<b>\$ 72,429,483</b>	<b>\$ 59,706,132</b>	<b>\$ 9,825,357</b>	<b>\$ 70,168,349</b>	<b>\$(67,270,355)</b>
<b>Debt Service Funds</b>					
Debt Service Funds	\$ 10,252,420	\$ -	\$ 10,318,887	\$ (8,927)	\$(57,540)
<b>Total Debt Service Funds</b>	<b>\$ 10,252,420</b>	<b>\$ -</b>	<b>\$ 10,318,887</b>	<b>\$ (8,927)</b>	<b>\$(57,540)</b>
<b>Total Governmental Funds</b>	<b>\$ 440,049,943</b>	<b>\$ 70,844,164</b>	<b>\$ 138,194,582</b>	<b>\$ 279,376,433</b>	<b>\$(48,365,236)</b>
Arithmetic Results					COL 2 - 3 - 4 - 5
Totals Transferred From			COL 4 + 5 = SCH 4, COL 2	COL 4 + 5 = SCH 4, COL 2	
Totals Transferred To					SCH 2, COL 2

State Controller Schedules		Stanislaus County				Schedule 4
County Budget Act August 2015		Reserves/Designations - By Governmental Funds Fiscal Year 2015-16				
Description	Reserves/ Designations June 30, 2015	Decreases or Cancellations		Increases or New		Total Reserves/Designations for the Budget year
		Recommended	Adopted by the Board of Supervisors	Recommended	Adopted by the Board of Supervisors	
1	2	3	4	5	6	7
<b>General Fund</b>						
Fund bal/Retained earnings	\$ 12,923,345			\$ -	\$ -	\$ 12,923,345
Fund bal-assigned-contingencies	\$ 13,630,643					\$ 13,630,643
Fund bal-assigned-cash out obligation	\$ 3,000,000					\$ 3,000,000
Fund bal-assigned-tobacco settlement	\$ -			-	-	-
Fund bal-assigned-tobacco sec. interest	\$ -			-	-	-
Fund bal-assigned-retirement obligation	\$ 8,800,000			-	-	8,800,000
Fund bal-assigned-teeter plan	\$ 23,860,152			-	-	23,860,152
Fund bal-assigned-carryover appropriations	\$ 3,990,286			-	-	3,990,286
Fund bal-assigned-encumbrance	\$ 2,806,845	2,806,845	2,806,845	2,806,845	2,806,845	2,806,845
Fund bal-assigned-encumb-contracts-econ bank	\$ 45,024	45,024	45,024	45,024	45,024	45,024
Fund bal-assigned-debt service	\$ 12,666,797			-	-	12,666,797
Fund bal-assigned-budget balancing	\$ 2,093,990					2,093,990
Fund bal-assigned-75% carryover appropriations	\$ 5,340,939	5,340,939	5,340,939			-
Fund bal-assigned-other	\$ 24,331,425	1,000,000	1,000,000			23,331,425
Fund bal-committed-other	\$ 1,535,387					1,535,387
Fund bal-committed-capital acquisition	\$ 5,397,823			-	-	5,397,823
Fund bal-non-spendable-invest. fair value adj.	\$ 648,925			-	-	648,925
Fund bal-non-spendable-impres cash	\$ 91,280			-	-	91,280
Fund bal-non-spendable-adv to other funds	\$ 100,000			-	-	100,000
Fund bal-non-spendable-adv to other govts	\$ 4,393,668			-	-	4,393,668
Fund bal-non-spendable-teeter receivable	\$ 9,228,199			-	-	9,228,199
Fund bal-non-spendable-deposits with others	\$ -			-	-	-
Fund bal-non-spendable-prepaid items	\$ 216,186			-	-	216,186
Fund bal-restricted-other	\$ 4,240,485			-	-	4,240,485
<b>Total General Fund</b>	<b>\$ 139,341,399</b>	<b>\$ 9,192,808</b>	<b>\$ 9,192,808</b>	<b>\$ 2,851,869</b>	<b>\$ 2,851,869</b>	<b>\$ 133,000,460</b>
<b>Special Revenue Funds</b>						
Fund bal/Retained earnings	\$ 6,039,313	\$ -	\$ -	\$ -	\$ -	\$ 6,039,313
Fund bal-assigned-encumbrance	\$ 8,286,163	\$ 8,286,163	\$ 8,286,163	\$ 8,286,163	\$ 8,286,163	8,286,163
Fund bal-assigned-other	\$ 4,780,021	-	-	-	-	4,780,021
Fund bal-committed-other	\$ 33,212	-	-	-	-	33,212
Fund bal-committed-capital acquisition	\$ 3,117,886	-	-	-	-	3,117,886
Fund bal-non-spendable-invest. fair value adj.	\$ 310,070	-	-	-	-	310,070
Fund bal-non-spendable-impres cash	\$ 45,320	-	-	-	-	45,320
Fund bal-non-spendable-prepaid items	\$ 85,675	-	-	-	-	85,675
Fund bal-non-spendable-inventory	\$ 436,762	-	-	-	-	436,762
Fund bal-restricted-other	\$ 194,892,219	10,219,157	10,219,157			184,673,062
<b>Total Special Revenue Funds</b>	<b>\$ 218,026,641</b>	<b>\$ 18,505,320</b>	<b>\$ 18,505,320</b>	<b>\$ 8,286,163</b>	<b>\$ 8,286,163</b>	<b>\$ 207,807,484</b>
<b>Capital Project Funds</b>						
Fund bal/Retained earnings	\$ (67,270,355)	\$ -	\$ -	\$ -	\$ -	\$ (67,270,355)
Fund bal-assigned-encumbrance	\$ 59,706,132	\$ 59,706,132	\$ 59,706,132	\$ 59,706,132	\$ 59,706,132	59,706,132
Fund bal-assigned-debt service	\$ -	-	-	-	-	-
Fund bal-assigned-other	\$ 9,583,848	-	-	-	-	9,583,848
Fund bal-committed-other	\$ 101,579	-	-	-	-	101,579
Fund bal-non-spendable-invest. fair value adj.	\$ 241,509	-	-	-	-	241,509
Fund bal-non-spendable-adv to other govts	\$ -	-	-	-	-	-
Fund bal-non-spendable-cash with fiscal agent	\$ -	-	-	-	-	-
Fund bal-restricted-other	\$ 70,066,771	67,804,865	67,804,865			2,261,906
Prior Period Adjustment	\$ -	-	-	-	-	-
<b>Total Capital Project Funds</b>	<b>\$ 72,429,484</b>	<b>\$ 127,510,997</b>	<b>\$ 127,510,997</b>	<b>\$ 59,706,132</b>	<b>\$ 59,706,132</b>	<b>\$ 4,624,619</b>



State Controller Schedules		Stanislaus County				Schedule 4	
County Budget Act August 2015		Reserves/Designations - By Governmental Funds Fiscal Year 2015-16					
Description	Reserves/ Designations June 30, 2015	Decreases or Cancellations		Increases or New		Total Reserves/Designations for the Budget year	
		Recommended	Adopted by the Board of Supervisors	Recommended	Adopted by the Board of Supervisors		
1	2	3	4	5	6	7	
<b>Debt Service Funds</b>							
Fund bal/Retained earnings	\$ (57,541)	\$ -	\$ -			\$ (57,541)	
Fund bal-assigned-debt service	\$ 20,686	8,925	8,925	-	-	11,761	
Fund bal-non-spendable-invest. fair value adj.	\$ 16,180	-	-	-	-	16,180	
Fund bal-non-spendable-cash with fiscal agent	\$ 10,282,022	57,541	57,541	-	-	10,224,481	
Fund bal-restricted-other	\$ (8,926)			8,926	8,926	-	
<b>Total Debt Service Funds</b>	<b>\$ 10,252,421</b>	<b>\$ 66,466</b>	<b>\$ 66,466</b>	<b>\$ 8,926</b>	<b>\$ 8,926</b>	<b>\$ 10,194,881</b>	
<b>Total Governmental Funds</b>	<b>\$ 440,049,945</b>	<b>\$ 155,275,591</b>	<b>\$ 155,275,591</b>	<b>\$ 70,853,090</b>	<b>\$ 70,853,090</b>	<b>\$ 355,627,444</b>	
Arithmetic Results						COL 2 - 4 + 6	
Total Transferred From					SCH 7, COL 5		
Total Transferred To	SCH 3, COL'S 4 & 5		SCH 2, COL 3		SCH 2, COL 7		

State Controller Schedules		Stanislaus County			Schedule 5	
County Budget Act August 2015		Summary of Additional Financing Sources by Source and Fund Governmental Funds Fiscal Year 2015-16				
Description	2013-14 Actual	2014-15 Actual <input type="checkbox"/> Estimated <input checked="" type="checkbox"/>	2015-16 Recommended	2015-16 Adopted by the Board of Supervisors		
1	2	3	4	5		
<b>Summarization by Source</b>						
Taxes	\$ 122,808,094	\$ 133,942,266	\$ 138,643,755	\$ 138,643,755		
Licenses, Permits and Franchises	\$ 4,528,028	\$ 4,316,195	4,209,821	4,209,821		
Fines, Forfeitures and Penalties	\$ 11,250,390	\$ 9,913,309	7,148,543	7,148,543		
Revenue From Use of Money and Property	\$ 5,456,202	\$ 4,747,039	4,433,129	4,433,129		
Intergovernmental Revenue	\$ 487,108,524	\$ 527,159,203	576,733,246	576,733,246		
Charges for Current Services	\$ 109,947,552	\$ 118,247,519	119,141,647	119,141,647		
Miscellaneous Revenues	\$ 8,928,503	\$ 13,207,625	3,336,142	3,336,142		
Other Financing Sources	\$ 133,422,536	\$ 84,905,604	39,538,320	39,538,320		
<b>Total Summarization by Source</b>	<b>\$ 883,449,829</b>	<b>\$ 896,438,760</b>	<b>\$ 893,184,603</b>	<b>\$ 893,184,603</b>		
<b>Summarization by Fund</b>						
General Fund	\$ 246,245,227	\$ 274,120,559	\$ 259,657,626	\$ 259,657,626		
Special Revenue Funds	\$ 549,975,226	\$ 555,493,321	632,520,977	632,520,977		
Capital Project Funds	\$ 13,129,390	\$ 49,216,957	1,006,000	1,006,000		
Debt Service Funds	\$ 74,099,985	\$ 17,607,923	0	0		
<b>Total Summarization by Fund</b>	<b>\$ 883,449,828</b>	<b>\$ 896,438,760</b>	<b>\$ 893,184,603</b>	<b>\$ 893,184,603</b>		
Total Transferred From	SCH 6, COL 4	SCH 6, COL 5	SCH 6, COL 6	SCH 6, COL 7		
Total Transferred To				SCH 2, COL 4		
Summarization Totals Must Equal				Total by Source = Total by Fund		

Fund Name	Financing Source Category	Financing Source Account (Sampling of Financing Source Categories and Accounts Presented, Not All Inclusive)	2013-14 Actual	2014-15	2015-16 Recommended	2015-16 Adopted by the Board of Supervisors
				Actual Estimated <input type="checkbox"/>		
1	2	3	4	5	6	7
<b>GENERAL FUND</b>						
<b>GENERAL FUND</b>						
<b>TAXES</b>						
		Property Taxes - Current Secured	\$ 37,809,178	\$ 42,689,714	\$ 46,200,000	\$ 46,200,000
		Property Taxes - Current Unsecured	\$ 1,833,760	\$ 2,077,659	\$ 2,100,000	\$ 2,100,000
		Property Taxes - PY	\$ 2,322	\$ 22,350	\$ -	\$ -
		Property Taxes - Prior Unsecured	\$ 78,046	\$ 55,136	\$ 78,000	\$ 78,000
		Supplemental Property Taxes - Current Unsecured	\$ 839,538	\$ 485,800	\$ 500,000	\$ 500,000
		Supplemental Property Taxes - Prior Unsecured	\$ -	\$ 112,485	\$ -	\$ -
		Sales and Use Taxes	\$ 16,074,503	\$ 16,253,134	\$ 16,400,000	\$ 16,400,000
		Other Taxes	\$ 54,053,877	\$ 59,871,657	\$ 61,041,000	\$ 61,041,000
		<b>Total Taxes</b>	<b>\$ 110,691,224</b>	<b>\$ 121,567,935</b>	<b>\$ 126,319,000</b>	<b>\$ 126,319,000</b>
<b>LICENSES, PERMITS AND FRANCHISES</b>						
		Animal Licenses	\$ -	\$ -	\$ -	\$ -
		Business Licenses	\$ 75,357	\$ 72,521	\$ 65,500	\$ 65,500
		Construction Permits	\$ -	\$ -	\$ -	\$ -
		Road Privileges and Permits	\$ -	\$ -	\$ -	\$ -
		Zoning Permits Administration	\$ 135,723	\$ 137,190	\$ 120,000	\$ 120,000
		Franchises	\$ 1,090,043	\$ 1,214,023	\$ 1,200,000	\$ 1,200,000
		Other Licenses and Permits	\$ 856,626	\$ 1,025,141	\$ 979,926	\$ 979,926
		<b>Total Licenses, Permits and Franchises</b>	<b>\$ 2,157,749</b>	<b>\$ 2,448,875</b>	<b>\$ 2,365,426</b>	<b>\$ 2,365,426</b>
<b>FINES, FORFEITURES, PENALTIES</b>						
		Vehicle Code Fines	\$ 943,390	\$ 721,513	\$ 710,000	\$ 710,000
		Other Court Fines	\$ 1,343,666	\$ 1,284,298	\$ 1,244,123	\$ 1,244,123
		Forfeitures and Penalties	\$ 739,590	\$ 585,442	\$ 562,000	\$ 562,000
		Penalties/Costs on Delinquent Taxes	\$ 5,509,539	\$ 4,700,687	\$ 2,550,000	\$ 2,550,000
		<b>Total Fines, Forfeitures, Penalties</b>	<b>\$ 8,536,185</b>	<b>\$ 7,291,940</b>	<b>\$ 5,066,123</b>	<b>\$ 5,066,123</b>
<b>REVENUE FROM USE OF MONEY AND PROPERTY</b>						
		Interest	\$ 2,446,329	\$ 1,817,241	\$ 2,334,575	\$ 2,334,575
		Rents and Concessions	\$ 1,219,213	\$ 1,279,710	\$ 1,132,231	\$ 1,132,231
		<b>Total Revenue From Use of Money and Property</b>	<b>\$ 3,665,542</b>	<b>\$ 3,096,951</b>	<b>\$ 3,466,806</b>	<b>\$ 3,466,806</b>
<b>INTERGOVERNMENTAL REVENUES</b>						
		<b>State</b>				
		State-Highway Users Tax	\$ -	\$ -	\$ -	\$ -
		State-Motor Vehicle In-lieu Tax	\$ 13,481,384	\$ 22,071,398	\$ 14,427,454	\$ 14,427,454
		Other State-in-lieu Taxes	\$ -	\$ -	\$ -	\$ -
		State-Public Assistance Administration	\$ -	\$ -	\$ -	\$ -
		State-Public Assistance Program	\$ 1,514,401	\$ 1,455,223	\$ 1,513,700	\$ 1,513,700
		State-Health Administration	\$ 945	\$ -	\$ -	\$ -
		State-Mental Health	\$ 794,971	\$ 927,715	\$ 800,000	\$ 800,000
		State-Tuberculosis Control	\$ -	\$ -	\$ -	\$ -
		Other State Health	\$ -	\$ -	\$ -	\$ -
		State-Agriculture	\$ 2,057,056	\$ 2,339,013	\$ 2,224,838	\$ 2,224,838
		State-Construction	\$ -	\$ -	\$ -	\$ -
		State-Disaster Relief	\$ -	\$ -	\$ -	\$ -
		State-Veterans' Affairs	\$ 131,514	\$ 174,291	\$ 193,425	\$ 193,425
		State-Homeowners' Property Tax	\$ 537,790	\$ 567,781	\$ 500,000	\$ 500,000
		State-Public Safety Funds (program)	\$ 37,501,125	\$ 40,905,993	\$ 40,500,000	\$ 40,500,000
		State- Citizen's Option For Public Safety	\$ 148,543	\$ 170,809	\$ 100,000	\$ 100,000
		State-Other	\$ 4,737,968	\$ 10,105,790	\$ 4,183,166	\$ 4,183,166
		<b>Total State</b>	<b>\$ 60,905,697</b>	<b>\$ 78,718,013</b>	<b>\$ 64,442,583</b>	<b>\$ 64,442,583</b>

Fund Name	Financing Source Category	Financing Source Account (Sampling of Financing Source Categories and Accounts Presented, Not All Inclusive)	2013-14 Actual	2014-15 Actual Estimated <input type="checkbox"/>	2015-16 Recommended	2015-16 Adopted by the Board of Supervisors
1	2	3	4	5	6	7
<b>Federal</b>						
		Federal-Public Assistance Administration	\$ -	\$ -	\$ -	\$ -
		Federal-Public Assistance Program	\$ -	\$ -	\$ -	\$ -
		Federal-Health Administration	\$ -	\$ -	\$ -	\$ -
		Federal-Construction	\$ -	\$ -	\$ -	\$ -
		Federal-In-Lieu Taxes	\$ -	35,197	\$ -	\$ -
		Federal-Other	\$ 1,584,133	1,308,935	1,330,860	1,330,860
<b>Total Federal</b>			<b>\$ 1,584,133</b>	<b>\$ 1,344,132</b>	<b>\$ 1,330,860</b>	<b>\$ 1,330,860</b>
<b>Other Governmental Agencies</b>						
		Other Governmental Agencies	\$ 155,810	110,691	1,234,291	1,234,291
<b>Total Other Governmental Agencies</b>			<b>\$ 155,810</b>	<b>\$ 110,691</b>	<b>\$ 1,234,291</b>	<b>\$ 1,234,291</b>
<b>Total Intergovernmental Revenues</b>			<b>\$ 62,645,640</b>	<b>\$ 80,172,836</b>	<b>\$ 67,007,734</b>	<b>\$ 67,007,734</b>
<b>CHARGES FOR SERVICES</b>						
		Assessment & Tax Collection Fees	\$ 1,578,337	1,715,298	1,539,000	1,539,000
		Special Assessments	\$ 1,435,300	1,334,863	1,403,500	1,403,500
		Auditing & Accounting Fees	\$ 140,140	143,511	150,000	150,000
		Adoption Fees	\$ -	-	-	-
		Election Services	\$ 766,044	201,346	458,172	458,172
		Legal Services	\$ 203,873	232,703	21,676	21,676
		Planning/Engineering Services	\$ 105,227	98,646	115,002	115,002
		Agricultural Services	\$ 741,686	734,568	711,375	711,375
		Civil Process Services	\$ 223,569	274,942	217,000	217,000
		Court Fees and Costs	\$ 820,167	1,226,047	929,800	929,800
		Estate Fees	\$ 17,297	43,009	20,000	20,000
		Humane Services	\$ -	-	-	-
		Law Enforcement Services	\$ 10,483,527	10,366,603	11,143,608	11,143,608
		Recording Fees	\$ 1,353,907	1,451,715	1,341,951	1,341,951
		Road and Street Services	\$ -	-	-	-
		Health Fees and Deductions	\$ -	-	-	-
		Mental Health Services	\$ -	-	-	-
		California Children's Services	\$ -	-	-	-
		Institutional Care and Service	\$ 1,197,887	1,131,679	922,000	922,000
		Educational Services	\$ 289,419	179,974	304,380	304,380
		Library Services	\$ -	-	-	-
		Parks and Recreation Services	\$ 2,231,574	2,195,766	2,771,394	2,771,394
		Sanitation Services	\$ -	332	-	-
		Other	\$ 924,844	1,201,254	1,154,635	1,154,635
		Governmental Interfund Revenue	\$ 21,434,596	21,720,850	20,983,216	20,983,216
		Interfund Revenue	\$ 2,348,552	2,187,225	2,227,808	2,227,808
<b>Total Charges for Services</b>			<b>\$ 46,295,946</b>	<b>\$ 46,440,331</b>	<b>\$ 46,414,517</b>	<b>\$ 46,414,517</b>
<b>MISCELLANEOUS REVENUES</b>						
		Other Sales	\$ 63,509	63,751	69,354	69,354
		Miscellaneous	\$ 1,368,167	1,537,481	747,974	747,974
<b>Total Miscellaneous Revenues</b>			<b>\$ 1,431,676</b>	<b>\$ 1,601,232</b>	<b>\$ 817,328</b>	<b>\$ 817,328</b>
<b>OTHER FINANCING SOURCES</b>						
		Sale of Fixed Assets	\$ 18,005	51,347	\$ -	\$ -
		Operating Transfers In	\$ 10,764,692	11,449,114	8,200,692	8,200,692
		Long Term Debt Proceeds	\$ 38,569	-	-	-
<b>Total Other Financing Sources</b>			<b>\$ 10,821,266</b>	<b>\$ 11,500,461</b>	<b>\$ 8,200,692</b>	<b>\$ 8,200,692</b>
<b>TOTAL GENERAL FUND FINANCING SOURCES</b>			<b>\$ 246,245,228</b>	<b>\$ 274,120,561</b>	<b>\$ 259,657,626</b>	<b>\$ 259,657,626</b>
			V	V	V	V
<b>TOTAL GENERAL FUND FINANCING SOURCES</b>			<b>\$ 246,245,228</b>	<b>\$ 274,120,561</b>	<b>\$ 259,657,626</b>	<b>\$ 259,657,626</b>

Fund Name	Financing Source Category	Financing Source Account (Sampling of Financing Source Categories and Accounts Presented, Not All Inclusive)	2013-14 Actual	2014-15 Actual Estimated <input type="checkbox"/> <input checked="" type="checkbox"/>	2015-16 Recommended	2015-16 Adopted by the Board of Supervisors
1	2	3	4	5	6	7
<b>SPECIAL REVENUE FUNDS</b>						
<b>ENVIRONMENTAL RESOURCES</b>						
<b>TAXES</b>						
		Property Taxes - Current Secured	\$ -	\$ -	\$ -	\$ -
		Property Taxes - Current Unsecured	\$ -	\$ -	\$ -	\$ -
		Property Taxes - PY	\$ -	\$ -	\$ -	\$ -
		Property Taxes - Prior Unsecured	\$ -	\$ -	\$ -	\$ -
		Supplemental Property Taxes - Current Unsecured	\$ -	\$ -	\$ -	\$ -
		Supplemental Property Taxes - Prior Unsecured	\$ -	\$ -	\$ -	\$ -
		Sales and Use Taxes	\$ -	\$ -	\$ -	\$ -
		Other Taxes	\$ -	\$ -	\$ -	\$ -
<b>Total Taxes</b>			<b>\$ -</b>	<b>\$ -</b>	<b>\$ -</b>	<b>\$ -</b>
<b>LICENSES, PERMITS AND FRANCHISES</b>						
		Animal Licenses	\$ -	\$ -	\$ -	\$ -
		Business Licenses	\$ -	\$ -	\$ -	\$ -
		Construction Permits	\$ -	\$ -	\$ -	\$ -
		Road Privileges and Permits	\$ -	\$ -	\$ -	\$ -
		Zoning Permits Administration	\$ -	\$ -	\$ -	\$ -
		Franchises	\$ -	\$ -	\$ -	\$ -
		Other Licenses and Permits	\$ -	\$ -	\$ -	\$ -
<b>Total Licenses, Permits and Franchises</b>			<b>\$ -</b>	<b>\$ -</b>	<b>\$ -</b>	<b>\$ -</b>
<b>FINES, FORFEITURES, PENALTIES</b>						
		Vehicle Code Fines	\$ -	\$ -	\$ -	\$ -
		Other Court Fines	\$ 24,869	\$ 32,317	\$ 23,470	\$ 23,470
		Forfeitures and Penalties	\$ 172,750	\$ 23,000	\$ 47,750	\$ 47,750
		Penalties/Costs on Delinquent Taxes	\$ -	\$ -	\$ -	\$ -
<b>Total Fines, Forfeitures, Penalties</b>			<b>\$ 197,619</b>	<b>\$ 55,317</b>	<b>\$ 71,220</b>	<b>\$ 71,220</b>
<b>REVENUE FROM USE OF MONEY AND PROPERTY</b>						
		Interest	\$ 15,962	\$ 13,396	\$ 7,505	\$ 7,505
		Rents and Concessions	\$ -	\$ -	\$ -	\$ -
<b>Total Revenue From Use of Money and Property</b>			<b>\$ 15,962</b>	<b>\$ 13,396</b>	<b>\$ 7,505</b>	<b>\$ 7,505</b>
<b>INTERGOVERNMENTAL REVENUES</b>						
<b>State</b>						
		State-Highway Users Tax	\$ -	\$ -	\$ -	\$ -
		State-Motor Vehicle In-lieu Tax	\$ -	\$ -	\$ -	\$ -
		Other State-in-lieu Taxes	\$ -	\$ -	\$ -	\$ -
		State-Public Assistance Administration	\$ -	\$ -	\$ -	\$ -
		State-Public Assistance Program	\$ -	\$ -	\$ -	\$ -
		State-Health Administration	\$ -	\$ 28,692	\$ 421,000	\$ 421,000
		State-Mental Health	\$ 24,537	\$ 14,768	\$ -	\$ -
		State-Tuberculosis Control	\$ -	\$ -	\$ -	\$ -
		Other State Health	\$ 314,141	\$ 281,610	\$ 258,970	\$ 258,970
		State-Agriculture	\$ -	\$ -	\$ -	\$ -
		State-Construction	\$ -	\$ -	\$ -	\$ -
		State-Disaster Relief	\$ -	\$ -	\$ -	\$ -
		State-Veterans' Affairs	\$ -	\$ -	\$ -	\$ -
		State-Homeowners' Property Tax	\$ -	\$ -	\$ -	\$ -
		State-Public Safety Funds (program)	\$ -	\$ -	\$ -	\$ -
		State- Citizen's Option For Public Safety	\$ -	\$ -	\$ -	\$ -
		State-Other	\$ 321,149	\$ 415,904	\$ 402,342	\$ 402,342
<b>Total State</b>			<b>\$ 699,827</b>	<b>\$ 740,974</b>	<b>\$ 1,082,312</b>	<b>\$ 1,082,312</b>

Fund Name	Financing Source Category	Financing Source Account (Sampling of Financing Source Categories and Accounts Presented, Not All Inclusive)	2013-14 Actual	2014-15 Actual Estimated <input type="checkbox"/>	2015-16 Recommended	2015-16 Adopted by the Board of Supervisors
1	2	3	4	5	6	7
<b>Federal</b>						
		Federal-Public Assistance Administration	\$ -	\$ -	\$ -	\$ -
		Federal-Public Assistance Program	\$ -	\$ -	\$ -	\$ -
		Federal-Health Administration	\$ -	\$ -	\$ -	\$ -
		Federal-Construction	\$ -	\$ -	\$ -	\$ -
		Federal-In-Lieu Taxes	\$ -	\$ -	\$ -	\$ -
		Federal-Other	\$ -	\$ -	\$ -	\$ -
<b>Total Federal</b>			<b>\$ -</b>	<b>\$ -</b>	<b>\$ -</b>	<b>\$ -</b>
<b>Other Governmental Agencies</b>						
		Other Governmental Agencies	\$ 20,000	\$ 10,000	\$ 305,396	\$ 305,396
<b>Total Other Governmental Agencies</b>			<b>\$ 20,000</b>	<b>\$ 10,000</b>	<b>\$ 305,396</b>	<b>\$ 305,396</b>
<b>Total Intergovernmental Revenues</b>			<b>\$ 679,827</b>	<b>\$ 750,974</b>	<b>\$ 1,387,708</b>	<b>\$ 1,387,708</b>
<b>CHARGES FOR SERVICES</b>						
		Assessment & Tax Collection Fees	\$ -	\$ -	\$ -	\$ -
		Special Assessments	\$ -	\$ -	\$ -	\$ -
		Auditing & Accounting Fees	\$ -	\$ -	\$ -	\$ -
		Adoption Fees	\$ -	\$ -	\$ -	\$ -
		Election Services	\$ -	\$ -	\$ -	\$ -
		Legal Services	\$ -	\$ -	\$ -	\$ -
		Planning/Engineering Services	\$ 209	\$ 112	\$ -	\$ -
		Agricultural Services	\$ -	\$ -	\$ -	\$ -
		Civil Process Services	\$ -	\$ -	\$ -	\$ -
		Court Fees and Costs	\$ -	\$ -	\$ -	\$ -
		Estate Fees	\$ -	\$ -	\$ -	\$ -
		Humane Services	\$ -	\$ -	\$ -	\$ -
		Law Enforcement Services	\$ -	\$ -	\$ -	\$ -
		Recording Fees	\$ -	\$ -	\$ -	\$ -
		Road and Street Services	\$ -	\$ -	\$ -	\$ -
		Health Fees and Deductions	\$ 4,464,827	\$ 4,508,484	\$ 4,294,454	\$ 4,294,454
		Mental Health Services	\$ -	\$ 53	\$ -	\$ -
		California Children's Services	\$ -	\$ -	\$ -	\$ -
		Institutional Care and Service	\$ -	\$ -	\$ -	\$ -
		Educational Services	\$ -	\$ -	\$ -	\$ -
		Library Services	\$ -	\$ -	\$ -	\$ -
		Parks and Recreation Services	\$ 1,566	\$ -	\$ -	\$ -
		Sanitation Services	\$ 1,546,807	\$ 1,561,230	\$ 1,264,280	\$ 1,264,280
		Other	\$ 129,331	\$ 149,022	\$ 203,023	\$ 203,023
		Governmental Interfund Revenue	\$ 498,878	\$ 562,775	\$ 516,501	\$ 516,501
		Interfund Revenue	\$ 414,656	\$ 107,717	\$ 245,001	\$ 245,001
<b>Total Charges for Services</b>			<b>\$ 7,056,274</b>	<b>\$ 6,889,393</b>	<b>\$ 6,523,259</b>	<b>\$ 6,523,259</b>
<b>MISCELLANEOUS REVENUES</b>						
		Other Sales	\$ -	\$ -	\$ -	\$ -
		Miscellaneous	\$ 14,245	\$ 40,995	\$ 10,517	\$ 10,517
<b>Total Miscellaneous Revenues</b>			<b>\$ 14,245</b>	<b>\$ 40,995</b>	<b>\$ 10,517</b>	<b>\$ 10,517</b>
<b>OTHER FINANCING SOURCES</b>						
		Sale of Fixed Assets	\$ -	\$ 2,349	\$ -	\$ -
		Operating Transfers In	\$ 1,310,409	\$ 1,557,636	\$ 1,871,495	\$ 1,871,495
		Long Term Debt Proceeds	\$ -	\$ -	\$ -	\$ -
<b>Total Other Financing Sources</b>			<b>\$ 1,310,409</b>	<b>\$ 1,559,985</b>	<b>\$ 1,871,495</b>	<b>\$ 1,871,495</b>
<b>TOTAL ENVIRONMENTAL RESOURCES</b>			<b>\$ 9,274,336</b>	<b>\$ 9,310,060</b>	<b>\$ 9,871,704</b>	<b>\$ 9,871,704</b>

Fund Name	Financing Source Category	Financing Source Account (Sampling of Financing Source Categories and Accounts Presented, Not All Inclusive)	2013-14 Actual	2014-15 Actual Estimated <input type="checkbox"/>	2015-16 Recommended	2015-16 Adopted by the Board of Supervisors
1	2	3	4	5	6	7
<b>CHILD SUPPORT SERVICES</b>						
<b>TAXES</b>						
		Property Taxes - Current Secured	\$ -	\$ -	\$ -	\$ -
		Property Taxes - Current Unsecured	\$ -	\$ -	\$ -	\$ -
		Property Taxes - PY	\$ -	\$ -	\$ -	\$ -
		Property Taxes - Prior Unsecured	\$ -	\$ -	\$ -	\$ -
		Supplemental Property Taxes - Current Unsecured	\$ -	\$ -	\$ -	\$ -
		Supplemental Property Taxes - Prior Unsecured	\$ -	\$ -	\$ -	\$ -
		Sales and Use Taxes	\$ -	\$ -	\$ -	\$ -
		Other Taxes	\$ -	\$ -	\$ -	\$ -
<b>Total Taxes</b>			\$ -	\$ -	\$ -	\$ -
<b>LICENSES, PERMITS AND FRANCHISES</b>						
		Animal Licenses	\$ -	\$ -	\$ -	\$ -
		Business Licenses	\$ -	\$ -	\$ -	\$ -
		Construction Permits	\$ -	\$ -	\$ -	\$ -
		Road Privileges and Permits	\$ -	\$ -	\$ -	\$ -
		Zoning Permits Administration	\$ -	\$ -	\$ -	\$ -
		Franchises	\$ -	\$ -	\$ -	\$ -
		Other Licenses and Permits	\$ -	\$ -	\$ -	\$ -
<b>Total Licenses, Permits and Franchises</b>			\$ -	\$ -	\$ -	\$ -
<b>FINES, FORFEITURES, PENALTIES</b>						
		Vehicle Code Fines	\$ -	\$ -	\$ -	\$ -
		Other Court Fines	\$ -	\$ -	\$ -	\$ -
		Forfeitures and Penalties	\$ -	\$ -	\$ -	\$ -
		Penalties/Costs on Delinquent Taxes	\$ -	\$ -	\$ -	\$ -
<b>Total Fines, Forfeitures, Penalties</b>			\$ -	\$ -	\$ -	\$ -
<b>REVENUE FROM USE OF MONEY AND PROPERTY</b>						
		Interest	\$ 22,179	\$ 17,337	\$ 25,000	\$ 25,000
		Rents and Concessions	\$ -	\$ -	\$ -	\$ -
<b>Total Revenue From Use of Money and Property</b>			\$ 22,179	\$ 17,337	\$ 25,000	\$ 25,000
<b>INTERGOVERNMENTAL REVENUES</b>						
<b>State</b>						
		State-Highway Users Tax	\$ -	\$ -	\$ -	\$ -
		State-Motor Vehicle In-lieu Tax	\$ -	\$ -	\$ -	\$ -
		Other State-in-lieu Taxes	\$ -	\$ -	\$ -	\$ -
		State-Public Assistance Administration	\$ 4,792,657	\$ 4,577,174	\$ 5,066,296	\$ 5,066,296
		State-Public Assistance Program	\$ -	\$ -	\$ -	\$ -
		State-Health Administration	\$ -	\$ -	\$ -	\$ -
		State-Mental Health	\$ -	\$ -	\$ -	\$ -
		State-Tuberculosis Control	\$ -	\$ -	\$ -	\$ -
		Other State Health	\$ -	\$ -	\$ -	\$ -
		State-Agriculture	\$ -	\$ -	\$ -	\$ -
		State-Construction	\$ -	\$ -	\$ -	\$ -
		State-Disaster Relief	\$ -	\$ -	\$ -	\$ -
		State-Veterans' Affairs	\$ -	\$ -	\$ -	\$ -
		State-Homeowners' Property Tax	\$ -	\$ -	\$ -	\$ -
		State-Public Safety Funds (program)	\$ -	\$ -	\$ -	\$ -
		State- Citizen's Option For Public Safety	\$ -	\$ -	\$ -	\$ -
		State-Other	\$ 40,699	\$ -	\$ -	\$ -
<b>Total State</b>			\$ 4,833,356	\$ 4,577,174	\$ 5,066,296	\$ 5,066,296

Fund Name	Financing Source Category	Financing Source Account (Sampling of Financing Source Categories and Accounts Presented, Not All Inclusive)	2013-14 Actual	2014-15 Actual Estimated <input type="checkbox"/> <input checked="" type="checkbox"/>	2015-16 Recommended	2015-16 Adopted by the Board of Supervisors
1	2	3	4	5	6	7
<b>Federal</b>						
		Federal-Public Assistance Administration	\$ 9,303,382	\$ 8,885,113	\$ 10,788,390	\$ 10,788,390
		Federal-Public Assistance Program	\$ -	\$ -	\$ -	\$ -
		Federal-Health Administration	\$ -	\$ -	\$ -	\$ -
		Federal-Construction	\$ -	\$ -	\$ -	\$ -
		Federal-In-Lieu Taxes	\$ -	\$ -	\$ -	\$ -
		Federal-Other	\$ 157,171	\$ 608,332	\$ -	\$ -
<b>Total Federal</b>			<b>\$ 9,460,553</b>	<b>\$ 9,493,445</b>	<b>\$ 10,788,390</b>	<b>\$ 10,788,390</b>
<b>Other Governmental Agencies</b>						
		Other Governmental Agencies	\$ -	\$ -	\$ -	\$ -
<b>Total Other Governmental Agencies</b>			<b>\$ -</b>	<b>\$ -</b>	<b>\$ -</b>	<b>\$ -</b>
<b>Total Intergovernmental Revenues</b>			<b>\$ 14,293,909</b>	<b>\$ 14,070,619</b>	<b>\$ 15,854,686</b>	<b>\$ 15,854,686</b>
<b>CHARGES FOR SERVICES</b>						
		Assessment & Tax Collection Fees	\$ -	\$ -	\$ -	\$ -
		Special Assessments	\$ -	\$ -	\$ -	\$ -
		Auditing & Accounting Fees	\$ -	\$ -	\$ -	\$ -
		Adoption Fees	\$ -	\$ -	\$ -	\$ -
		Election Services	\$ -	\$ -	\$ -	\$ -
		Legal Services	\$ -	\$ -	\$ -	\$ -
		Planning/Engineering Services	\$ -	\$ -	\$ -	\$ -
		Agricultural Services	\$ -	\$ -	\$ -	\$ -
		Civil Process Services	\$ -	\$ -	\$ -	\$ -
		Court Fees and Costs	\$ -	\$ -	\$ -	\$ -
		Estate Fees	\$ -	\$ -	\$ -	\$ -
		Humane Services	\$ -	\$ -	\$ -	\$ -
		Law Enforcement Services	\$ -	\$ -	\$ -	\$ -
		Recording Fees	\$ -	\$ -	\$ -	\$ -
		Road and Street Services	\$ -	\$ -	\$ -	\$ -
		Health Fees and Deductions	\$ -	\$ -	\$ -	\$ -
		Mental Health Services	\$ -	\$ -	\$ -	\$ -
		California Children's Services	\$ -	\$ -	\$ -	\$ -
		Institutional Care and Service	\$ -	\$ -	\$ -	\$ -
		Educational Services	\$ -	\$ -	\$ -	\$ -
		Library Services	\$ -	\$ -	\$ -	\$ -
		Parks and Recreation Services	\$ -	\$ -	\$ -	\$ -
		Sanitation Services	\$ -	\$ -	\$ -	\$ -
		Other	\$ -	\$ -	\$ -	\$ -
		Governmental Interfund Revenue	\$ -	\$ -	\$ -	\$ -
		Interfund Revenue	\$ -	\$ -	\$ -	\$ -
<b>Total Charges for Services</b>			<b>\$ -</b>	<b>\$ -</b>	<b>\$ -</b>	<b>\$ -</b>
<b>MISCELLANEOUS REVENUES</b>						
		Other Sales	\$ -	\$ -	\$ -	\$ -
		Miscellaneous	\$ -	\$ 1,072	\$ -	\$ -
<b>Total Miscellaneous Revenues</b>			<b>\$ -</b>	<b>\$ 1,072</b>	<b>\$ -</b>	<b>\$ -</b>
<b>OTHER FINANCING SOURCES</b>						
		Sale of Fixed Assets	\$ -	\$ -	\$ -	\$ -
		Operating Transfers In	\$ -	\$ -	\$ -	\$ -
		Long Term Debt Proceeds	\$ -	\$ -	\$ -	\$ -
<b>Total Other Financing Sources</b>			<b>\$ -</b>	<b>\$ -</b>	<b>\$ -</b>	<b>\$ -</b>
<b>TOTAL CHILD SUPPORT SERVICES</b>			<b>\$ 14,316,088</b>	<b>\$ 14,089,028</b>	<b>\$ 15,879,686</b>	<b>\$ 15,879,686</b>



Fund Name	Financing Source Category	Financing Source Account (Sampling of Financing Source Categories and Accounts Presented, Not All Inclusive)	2013-14 Actual	2014-15	2015-16 Recommended	2015-16 Adopted by the Board of Supervisors
				Actual Estimated <input type="checkbox"/>		
1	2	3	4	5	6	7
<b>PW ROAD &amp; BRIDGE</b>						
<b>TAXES</b>						
		Property Taxes - Current Secured	\$ -	\$ -	\$ -	\$ -
		Property Taxes - Current Unsecured	\$ -	\$ -	\$ -	\$ -
		Property Taxes - PY	\$ -	\$ -	\$ -	\$ -
		Property Taxes - Prior Unsecured	\$ -	\$ -	\$ -	\$ -
		Supplemental Property Taxes - Current Unsecured	\$ -	\$ -	\$ -	\$ -
		Supplemental Property Taxes - Prior Unsecured	\$ -	\$ -	\$ -	\$ -
		Sales and Use Taxes	\$ 1,888,971	\$ 2,079,039	\$ 1,800,000	\$ 1,800,000
		Other Taxes	\$ -	\$ -	\$ -	\$ -
<b>Total Taxes</b>			<b>\$ 1,888,971</b>	<b>\$ 2,079,039</b>	<b>\$ 1,800,000</b>	<b>\$ 1,800,000</b>
<b>LICENSES, PERMITS AND FRANCHISES</b>						
		Animal Licenses	\$ -	\$ -	\$ -	\$ -
		Business Licenses	\$ -	\$ -	\$ -	\$ -
		Construction Permits	\$ -	\$ -	\$ -	\$ -
		Road Privileges and Permits	\$ 556,436	\$ -	\$ -	\$ -
		Zoning Permits Administration	\$ -	\$ -	\$ -	\$ -
		Franchises	\$ 21,028	\$ 21,701	\$ 22,000	\$ 22,000
		Other Licenses and Permits	\$ -	\$ -	\$ -	\$ -
<b>Total Licenses, Permits and Franchises</b>			<b>\$ 577,464</b>	<b>\$ 21,701</b>	<b>\$ 22,000</b>	<b>\$ 22,000</b>
<b>FINES, FORFEITURES, PENALTIES</b>						
		Vehicle Code Fines	\$ -	\$ -	\$ -	\$ -
		Other Court Fines	\$ -	\$ -	\$ -	\$ -
		Forfeitures and Penalties	\$ -	\$ -	\$ -	\$ -
		Penalties/Costs on Delinquent Taxes	\$ -	\$ -	\$ -	\$ -
<b>Total Fines, Forfeitures, Penalties</b>			<b>\$ -</b>	<b>\$ -</b>	<b>\$ -</b>	<b>\$ -</b>
<b>REVENUE FROM USE OF MONEY AND PROPERTY</b>						
		Interest	\$ 174,469	\$ 146,568	\$ 145,000	\$ 145,000
		Rents and Concessions	\$ 1,350	\$ 1,350	\$ 2,700	\$ 2,700
<b>Total Revenue From Use of Money and Property</b>			<b>\$ 175,819</b>	<b>\$ 147,918</b>	<b>\$ 147,700</b>	<b>\$ 147,700</b>
<b>INTERGOVERNMENTAL REVENUES</b>						
<b>State</b>						
		State-Highway Users Tax	\$ 15,377,164	\$ 14,464,087	\$ 10,751,180	\$ 10,751,180
		State-Motor Vehicle In-lieu Tax	\$ -	\$ -	\$ -	\$ -
		Other State-in-lieu Taxes	\$ -	\$ -	\$ -	\$ -
		State-Public Assistance Administration	\$ -	\$ -	\$ -	\$ -
		State-Public Assistance Program	\$ -	\$ -	\$ -	\$ -
		State-Health Administration	\$ -	\$ -	\$ -	\$ -
		State-Mental Health	\$ -	\$ -	\$ -	\$ -
		State-Tuberculosis Control	\$ -	\$ -	\$ -	\$ -
		Other State Health	\$ -	\$ -	\$ -	\$ -
		State-Agriculture	\$ -	\$ -	\$ -	\$ -
		State-Construction	\$ 11,080,326	\$ 9,389,911	\$ 15,290,898	\$ 15,290,898
		State-Disaster Relief	\$ -	\$ -	\$ -	\$ -
		State-Veterans' Affairs	\$ -	\$ -	\$ -	\$ -
		State-Homeowners' Property Tax	\$ -	\$ -	\$ -	\$ -
		State-Public Safety Funds (program)	\$ -	\$ -	\$ -	\$ -
		State-Citizen's Option For Public Safety	\$ -	\$ -	\$ -	\$ -
		State-Other	\$ -	\$ -	\$ -	\$ -
<b>Total State</b>			<b>\$ 26,457,490</b>	<b>\$ 23,853,998</b>	<b>\$ 26,042,078</b>	<b>\$ 26,042,078</b>

Fund Name	Financing Source Category	Financing Source Account (Sampling of Financing Source Categories and Accounts Presented, Not All Inclusive)	2013-14 Actual	2014-15 Actual Estimated <input type="checkbox"/>	2015-16 Recommended	2015-16 Adopted by the Board of Supervisors
1	2	3	4	5	6	7
<b>Federal</b>						
		Federal-Public Assistance Administration	\$ -	\$ -	\$ -	\$ -
		Federal-Public Assistance Program	\$ -	\$ -	\$ -	\$ -
		Federal-Health Administration	\$ -	\$ -	\$ -	\$ -
		Federal-Construction	\$ 2,563,621	\$ 6,943,447	\$ 25,230,942	\$ 25,230,942
		Federal-In-Lieu Taxes	\$ -	\$ -	\$ -	\$ -
		Federal-Other	\$ 2,073,151	\$ 2,621,546	\$ -	\$ -
<b>Total Federal</b>			<b>\$ 4,636,772</b>	<b>\$ 9,564,993</b>	<b>\$ 25,230,942</b>	<b>\$ 25,230,942</b>
<b>Other Governmental Agencies</b>						
		Other Governmental Agencies	\$ 360,882	\$ 716,067	\$ 1,669,672	\$ 1,669,672
<b>Total Other Governmental Agencies</b>			<b>\$ 360,882</b>	<b>\$ 716,067</b>	<b>\$ 1,669,672</b>	<b>\$ 1,669,672</b>
<b>Total Intergovernmental Revenues</b>			<b>\$ 31,455,144</b>	<b>\$ 34,135,058</b>	<b>\$ 52,942,692</b>	<b>\$ 52,942,692</b>
<b>CHARGES FOR SERVICES</b>						
		Assessment & Tax Collection Fees	\$ -	\$ -	\$ -	\$ -
		Special Assessments	\$ -	\$ -	\$ -	\$ -
		Auditing & Accounting Fees	\$ -	\$ -	\$ -	\$ -
		Adoption Fees	\$ -	\$ -	\$ -	\$ -
		Election Services	\$ -	\$ -	\$ -	\$ -
		Legal Services	\$ -	\$ -	\$ -	\$ -
		Planning/Engineering Services	\$ 653	\$ -	\$ -	\$ -
		Agricultural Services	\$ -	\$ -	\$ -	\$ -
		Civil Process Services	\$ -	\$ -	\$ -	\$ -
		Court Fees and Costs	\$ -	\$ -	\$ -	\$ -
		Estate Fees	\$ -	\$ -	\$ -	\$ -
		Humane Services	\$ -	\$ -	\$ -	\$ -
		Law Enforcement Services	\$ -	\$ -	\$ -	\$ -
		Recording Fees	\$ -	\$ -	\$ -	\$ -
		Road and Street Services	\$ 120,822	\$ 49,551	\$ 60,000	\$ 60,000
		Health Fees and Deductions	\$ -	\$ -	\$ -	\$ -
		Mental Health Services	\$ -	\$ -	\$ -	\$ -
		California Children's Services	\$ -	\$ -	\$ -	\$ -
		Institutional Care and Service	\$ -	\$ -	\$ -	\$ -
		Educational Services	\$ -	\$ -	\$ -	\$ -
		Library Services	\$ -	\$ -	\$ -	\$ -
		Parks and Recreation Services	\$ -	\$ -	\$ -	\$ -
		Sanitation Services	\$ -	\$ -	\$ -	\$ -
		Other	\$ 56,348	\$ 59,439	\$ 33,000	\$ 33,000
		Governmental Interfund Revenue	\$ 1,160	\$ 5,122	\$ -	\$ -
		Interfund Revenue	\$ 11,423	\$ 18,107	\$ 25,000	\$ 25,000
<b>Total Charges for Services</b>			<b>\$ 190,406</b>	<b>\$ 132,219</b>	<b>\$ 118,000</b>	<b>\$ 118,000</b>
<b>MISCELLANEOUS REVENUES</b>						
		Other Sales	\$ -	\$ -	\$ -	\$ -
		Miscellaneous	\$ 8,571	\$ 302,326	\$ -	\$ -
<b>Total Miscellaneous Revenues</b>			<b>\$ 8,571</b>	<b>\$ 302,326</b>	<b>\$ -</b>	<b>\$ -</b>
<b>OTHER FINANCING SOURCES</b>						
		Sale of Fixed Assets	\$ 2,000	\$ -	\$ -	\$ -
		Operating Transfers In	\$ 800,333	\$ 1,375,231	\$ 6,944,626	\$ 6,944,626
		Long Term Debt Proceeds	\$ -	\$ -	\$ -	\$ -
<b>Total Other Financing Sources</b>			<b>\$ 802,333</b>	<b>\$ 1,375,231</b>	<b>\$ 6,944,626</b>	<b>\$ 6,944,626</b>
<b>TOTAL PW ROAD &amp; BRIDGE</b>			<b>\$ 35,098,708</b>	<b>\$ 38,193,492</b>	<b>\$ 61,975,018</b>	<b>\$ 61,975,018</b>

State Controller Schedules		Stanislaus County			Schedule 6	
County Budget Act August 2015		Detail of Additional Financing Sources by Fund and Account Governmental Funds Fiscal Year 2015-16				
Fund Name	Financing Source Category	Financing Source Account (Sampling of Financing Source Categories and Accounts Presented, Not All Inclusive)	2013-14 Actual	2014-15 Actual Estimated <input type="checkbox"/>	2015-16 Recommended	2015-16 Adopted by the Board of Supervisors
1	2	3	4	5	6	7
<b>PW PUBLIC WORKS</b>						
<b>TAXES</b>						
		Property Taxes - Current Secured	\$ -	\$ -	\$ -	\$ -
		Property Taxes - Current Unsecured	\$ -	\$ -	\$ -	\$ -
		Property Taxes - PY	\$ -	\$ -	\$ -	\$ -
		Property Taxes - Prior Unsecured	\$ -	\$ -	\$ -	\$ -
		Supplemental Property Taxes - Current Unsecured	\$ -	\$ -	\$ -	\$ -
		Supplemental Property Taxes - Prior Unsecured	\$ -	\$ -	\$ -	\$ -
		Sales and Use Taxes	\$ -	\$ -	\$ -	\$ -
		Other Taxes	\$ -	\$ -	\$ -	\$ -
<b>Total Taxes</b>			\$ -	\$ -	\$ -	\$ -
<b>LICENSES, PERMITS AND FRANCHISES</b>						
		Animal Licenses	\$ -	\$ -	\$ -	\$ -
		Business Licenses	\$ 1,271	\$ 721	\$ 535	\$ 535
		Construction Permits	\$ 1,702,769	\$ 1,752,352	\$ 1,731,207	\$ 1,731,207
		Road Privileges and Permits	\$ -	\$ -	\$ -	\$ -
		Zoning Permits Administration	\$ -	\$ -	\$ -	\$ -
		Franchises	\$ -	\$ -	\$ -	\$ -
		Other Licenses and Permits	\$ -	\$ -	\$ -	\$ -
<b>Total Licenses, Permits and Franchises</b>			\$ 1,704,040	\$ 1,753,073	\$ 1,731,742	\$ 1,731,742
<b>FINES, FORFEITURES, PENALTIES</b>						
		Vehicle Code Fines	\$ -	\$ -	\$ -	\$ -
		Other Court Fines	\$ -	\$ -	\$ -	\$ -
		Forfeitures and Penalties	\$ -	\$ -	\$ -	\$ -
		Penalties/Costs on Delinquent Taxes	\$ -	\$ -	\$ -	\$ -
<b>Total Fines, Forfeitures, Penalties</b>			\$ -	\$ -	\$ -	\$ -
<b>REVENUE FROM USE OF MONEY AND PROPERTY</b>						
		Interest	\$ -	\$ -	\$ -	\$ -
		Rents and Concessions	\$ 188	\$ 496	\$ 200	\$ 200
<b>Total Revenue From Use of Money and Property</b>			\$ 188	\$ 496	\$ 200	\$ 200
<b>INTERGOVERNMENTAL REVENUES</b>						
<b>State</b>						
		State-Highway Users Tax	\$ -	\$ -	\$ -	\$ -
		State-Motor Vehicle In-lieu Tax	\$ -	\$ -	\$ -	\$ -
		Other State-in-lieu Taxes	\$ -	\$ -	\$ -	\$ -
		State-Public Assistance Administration	\$ -	\$ -	\$ -	\$ -
		State-Public Assistance Program	\$ -	\$ -	\$ -	\$ -
		State-Health Administration	\$ -	\$ -	\$ -	\$ -
		State-Mental Health	\$ -	\$ -	\$ -	\$ -
		State-Tuberculosis Control	\$ -	\$ -	\$ -	\$ -
		Other State Health	\$ -	\$ -	\$ -	\$ -
		State-Agriculture	\$ -	\$ -	\$ -	\$ -
		State-Construction	\$ -	\$ -	\$ -	\$ -
		State-Disaster Relief	\$ -	\$ -	\$ -	\$ -
		State-Veterans' Affairs	\$ -	\$ -	\$ -	\$ -
		State-Homeowners' Property Tax	\$ -	\$ -	\$ -	\$ -
		State-Public Safety Funds (program)	\$ -	\$ -	\$ -	\$ -
		State-Citizen's Option For Public Safety	\$ -	\$ -	\$ -	\$ -
		State-Other	\$ -	\$ -	\$ -	\$ -
<b>Total State</b>			\$ -	\$ -	\$ -	\$ -

Fund Name	Financing Source Category	Financing Source Account (Sampling of Financing Source Categories and Accounts Presented, Not All Inclusive)	2013-14 Actual	2014-15 Actual Estimated <input type="checkbox"/>	2015-16 Recommended <input checked="" type="checkbox"/>	2015-16 Adopted by the Board of Supervisors
1	2	3	4	5	6	7
<b>Federal</b>						
		Federal-Public Assistance Administration	\$ -	\$ -	\$ -	\$ -
		Federal-Public Assistance Program	\$ -	\$ -	\$ -	\$ -
		Federal-Health Administration	\$ -	\$ -	\$ -	\$ -
		Federal-Construction	\$ -	\$ -	\$ -	\$ -
		Federal-In-Lieu Taxes	\$ -	\$ -	\$ -	\$ -
		Federal-Other	\$ -	\$ -	\$ -	\$ -
<b>Total Federal</b>			<b>\$ -</b>	<b>\$ -</b>	<b>\$ -</b>	<b>\$ -</b>
<b>Other Governmental Agencies</b>						
		Other Governmental Agencies	\$ 235,700	\$ 84,573	\$ 136,000	\$ 136,000
<b>Total Other Governmental Agencies</b>			<b>\$ 235,700</b>	<b>\$ 84,573</b>	<b>\$ 136,000</b>	<b>\$ 136,000</b>
<b>Total Intergovernmental Revenues</b>			<b>\$ 235,700</b>	<b>\$ 84,573</b>	<b>\$ 136,000</b>	<b>\$ 136,000</b>
<b>CHARGES FOR SERVICES</b>						
		Assessment & Tax Collection Fees	\$ -	\$ -	\$ -	\$ -
		Special Assessments	\$ -	\$ -	\$ -	\$ -
		Auditing & Accounting Fees	\$ -	\$ -	\$ -	\$ -
		Adoption Fees	\$ -	\$ -	\$ -	\$ -
		Election Services	\$ -	\$ -	\$ -	\$ -
		Legal Services	\$ -	\$ -	\$ -	\$ -
		Planning/Engineering Services	\$ 481,393	\$ 528,450	\$ 605,809	\$ 605,809
		Agricultural Services	\$ -	\$ -	\$ -	\$ -
		Civil Process Services	\$ -	\$ -	\$ -	\$ -
		Court Fees and Costs	\$ -	\$ -	\$ -	\$ -
		Estate Fees	\$ -	\$ -	\$ -	\$ -
		Humane Services	\$ -	\$ -	\$ -	\$ -
		Law Enforcement Services	\$ -	\$ -	\$ -	\$ -
		Recording Fees	\$ 95,961	\$ 91,582	\$ 61,409	\$ 61,409
		Road and Street Services	\$ 1,350	\$ 1,250	\$ 1,506	\$ 1,506
		Health Fees and Deductions	\$ -	\$ -	\$ -	\$ -
		Mental Health Services	\$ -	\$ -	\$ -	\$ -
		California Children's Services	\$ -	\$ -	\$ -	\$ -
		Institutional Care and Service	\$ -	\$ -	\$ -	\$ -
		Educational Services	\$ -	\$ -	\$ -	\$ -
		Library Services	\$ -	\$ -	\$ -	\$ -
		Parks and Recreation Services	\$ -	\$ -	\$ -	\$ -
		Sanitation Services	\$ -	\$ -	\$ -	\$ -
		Other	\$ 259,380	\$ 321,987	\$ 281,442	\$ 281,442
		Governmental Interfund Revenue	\$ 3,883,377	\$ 4,000,520	\$ 4,392,014	\$ 4,392,014
		Interfund Revenue	\$ 212,046	\$ 312,565	\$ 259,997	\$ 259,997
<b>Total Charges for Services</b>			<b>\$ 4,933,507</b>	<b>\$ 5,256,354</b>	<b>\$ 5,602,177</b>	<b>\$ 5,602,177</b>
<b>MISCELLANEOUS REVENUES</b>						
		Other Sales	\$ -	\$ -	\$ -	\$ -
		Miscellaneous	\$ 4,542	\$ 2,174	\$ 1,441	\$ 1,441
<b>Total Miscellaneous Revenues</b>			<b>\$ 4,542</b>	<b>\$ 2,174</b>	<b>\$ 1,441</b>	<b>\$ 1,441</b>
<b>OTHER FINANCING SOURCES</b>						
		Sale of Fixed Assets	\$ -	\$ -	\$ -	\$ -
		Operating Transfers In	\$ 273,451	\$ 329,453	\$ 396,000	\$ 396,000
		Long Term Debt Proceeds	\$ -	\$ -	\$ -	\$ -
<b>Total Other Financing Sources</b>			<b>\$ 273,451</b>	<b>\$ 329,453</b>	<b>\$ 396,000</b>	<b>\$ 396,000</b>
<b>TOTAL PW PUBLIC WORKS</b>			<b>\$ 7,151,428</b>	<b>\$ 7,426,123</b>	<b>\$ 7,867,560</b>	<b>\$ 7,867,560</b>

State Controller Schedules		Stanislaus County			Schedule 6	
County Budget Act August 2015		Detail of Additional Financing Sources by Fund and Account Governmental Funds Fiscal Year 2015-16				
Fund Name	Financing Source Category	Financing Source Account (Sampling of Financing Source Categories and Accounts Presented, Not All Inclusive)	2013-14 Actual	2014-15 Actual Estimated <input type="checkbox"/> <input checked="" type="checkbox"/>	2015-16 Recommended	2015-16 Adopted by the Board of Supervisors
1	2	3	4	5	6	7
<b>DET EMPLOYMENT &amp; TRAINING</b>						
<b>TAXES</b>						
		Property Taxes - Current Secured	\$ -	\$ -	\$ -	\$ -
		Property Taxes - Current Unsecured	\$ -	\$ -	\$ -	\$ -
		Property Taxes - PY	\$ -	\$ -	\$ -	\$ -
		Property Taxes - Prior Unsecured	\$ -	\$ -	\$ -	\$ -
		Supplemental Property Taxes - Current Unsecured	\$ -	\$ -	\$ -	\$ -
		Supplemental Property Taxes - Prior Unsecured	\$ -	\$ -	\$ -	\$ -
		Sales and Use Taxes	\$ -	\$ -	\$ -	\$ -
		Other Taxes	\$ -	\$ -	\$ -	\$ -
<b>Total Taxes</b>			\$ -	\$ -	\$ -	\$ -
<b>LICENSES, PERMITS AND FRANCHISES</b>						
		Animal Licenses	\$ -	\$ -	\$ -	\$ -
		Business Licenses	\$ -	\$ -	\$ -	\$ -
		Construction Permits	\$ -	\$ -	\$ -	\$ -
		Road Privileges and Permits	\$ -	\$ -	\$ -	\$ -
		Zoning Permits Administration	\$ -	\$ -	\$ -	\$ -
		Franchises	\$ -	\$ -	\$ -	\$ -
		Other Licenses and Permits	\$ -	\$ -	\$ -	\$ -
<b>Total Licenses, Permits and Franchises</b>			\$ -	\$ -	\$ -	\$ -
<b>FINES, FORFEITURES, PENALTIES</b>						
		Vehicle Code Fines	\$ -	\$ -	\$ -	\$ -
		Other Court Fines	\$ -	\$ -	\$ -	\$ -
		Forfeitures and Penalties	\$ -	\$ -	\$ -	\$ -
		Penalties/Costs on Delinquent Taxes	\$ -	\$ -	\$ -	\$ -
<b>Total Fines, Forfeitures, Penalties</b>			\$ -	\$ -	\$ -	\$ -
<b>REVENUE FROM USE OF MONEY AND PROPERTY</b>						
		Interest	\$ -	\$ -	\$ -	\$ -
		Rents and Concessions	\$ -	\$ -	\$ -	\$ -
<b>Total Revenue From Use of Money and Property</b>			\$ -	\$ -	\$ -	\$ -
<b>INTERGOVERNMENTAL REVENUES</b>						
<b>State</b>						
		State-Highway Users Tax	\$ -	\$ -	\$ -	\$ -
		State-Motor Vehicle In-lieu Tax	\$ -	\$ -	\$ -	\$ -
		Other State-in-lieu Taxes	\$ -	\$ -	\$ -	\$ -
		State-Public Assistance Administration	\$ -	\$ -	\$ -	\$ -
		State-Public Assistance Program	\$ -	\$ -	\$ -	\$ -
		State-Health Administration	\$ -	\$ -	\$ -	\$ -
		State-Mental Health	\$ -	\$ -	\$ -	\$ -
		State-Tuberculosis Control	\$ -	\$ -	\$ -	\$ -
		Other State Health	\$ -	\$ -	\$ -	\$ -
		State-Agriculture	\$ -	\$ -	\$ -	\$ -
		State-Construction	\$ -	\$ -	\$ -	\$ -
		State-Disaster Relief	\$ -	\$ -	\$ -	\$ -
		State-Veterans' Affairs	\$ -	\$ -	\$ -	\$ -
		State-Homeowners' Property Tax	\$ -	\$ -	\$ -	\$ -
		State-Public Safety Funds (program)	\$ -	\$ -	\$ -	\$ -
		State-Citizen's Option For Public Safety	\$ -	\$ -	\$ -	\$ -
		State-Other	\$ 1,250	\$ -	\$ -	\$ -
<b>Total State</b>			\$ 1,250	\$ -	\$ -	\$ -

Fund Name	Financing Source Category	Financing Source Account (Sampling of Financing Source Categories and Accounts Presented, Not All Inclusive)	2013-14 Actual	2014-15 Actual Estimated <input type="checkbox"/> <input checked="" type="checkbox"/>	2015-16 Recommended	2015-16 Adopted by the Board of Supervisors
1	2	3	4	5	6	7
<b>Federal</b>						
		Federal-Public Assistance Administration	\$ -	\$ -	\$ -	\$ -
		Federal-Public Assistance Program	\$ -	\$ -	\$ -	\$ -
		Federal-Health Administration	\$ -	\$ -	\$ -	\$ -
		Federal-Construction	\$ -	\$ -	\$ -	\$ -
		Federal-In-Lieu Taxes	\$ -	\$ -	\$ -	\$ -
		Federal-Other	\$ 8,836,341	\$ 7,090,223	\$ 8,020,217	\$ 8,020,217
<b>Total Federal</b>			<b>\$ 8,836,341</b>	<b>\$ 7,090,223</b>	<b>\$ 8,020,217</b>	<b>\$ 8,020,217</b>
<b>Other Governmental Agencies</b>						
		Other Governmental Agencies	\$ -	\$ -	\$ -	\$ -
<b>Total Other Governmental Agencies</b>			<b>\$ -</b>	<b>\$ -</b>	<b>\$ -</b>	<b>\$ -</b>
<b>Total Intergovernmental Revenues</b>			<b>\$ 8,837,591</b>	<b>\$ 7,090,223</b>	<b>\$ 8,020,217</b>	<b>\$ 8,020,217</b>
<b>CHARGES FOR SERVICES</b>						
		Assessment & Tax Collection Fees	\$ -	\$ -	\$ -	\$ -
		Special Assessments	\$ -	\$ -	\$ -	\$ -
		Auditing & Accounting Fees	\$ -	\$ -	\$ -	\$ -
		Adoption Fees	\$ -	\$ -	\$ -	\$ -
		Election Services	\$ -	\$ -	\$ -	\$ -
		Legal Services	\$ -	\$ -	\$ -	\$ -
		Planning/Engineering Services	\$ -	\$ -	\$ -	\$ -
		Agricultural Services	\$ -	\$ -	\$ -	\$ -
		Civil Process Services	\$ -	\$ -	\$ -	\$ -
		Court Fees and Costs	\$ -	\$ -	\$ -	\$ -
		Estate Fees	\$ -	\$ -	\$ -	\$ -
		Humane Services	\$ -	\$ -	\$ -	\$ -
		Law Enforcement Services	\$ -	\$ -	\$ -	\$ -
		Recording Fees	\$ -	\$ -	\$ -	\$ -
		Road and Street Services	\$ -	\$ -	\$ -	\$ -
		Health Fees and Deductions	\$ -	\$ -	\$ -	\$ -
		Mental Health Services	\$ -	\$ -	\$ -	\$ -
		California Children's Services	\$ -	\$ -	\$ -	\$ -
		Institutional Care and Service	\$ -	\$ -	\$ -	\$ -
		Educational Services	\$ -	\$ -	\$ -	\$ -
		Library Services	\$ -	\$ -	\$ -	\$ -
		Parks and Recreation Services	\$ -	\$ -	\$ -	\$ -
		Sanitation Services	\$ -	\$ -	\$ -	\$ -
		Other	\$ 8,418	\$ 4,049	\$ -	\$ -
		Governmental Interfund Revenue	\$ 7,314,990	\$ 9,178,479	\$ 11,296,153	\$ 11,296,153
		Interfund Revenue	\$ -	\$ -	\$ -	\$ -
<b>Total Charges for Services</b>			<b>\$ 7,323,408</b>	<b>\$ 9,182,528</b>	<b>\$ 11,296,153</b>	<b>\$ 11,296,153</b>
<b>MISCELLANEOUS REVENUES</b>						
		Other Sales	\$ -	\$ -	\$ -	\$ -
		Miscellaneous	\$ (14,863)	\$ 4,314	\$ 242,000	\$ 242,000
<b>Total Miscellaneous Revenues</b>			<b>\$ (14,863)</b>	<b>\$ 4,314</b>	<b>\$ 242,000</b>	<b>\$ 242,000</b>
<b>OTHER FINANCING SOURCES</b>						
		Sale of Fixed Assets	\$ -	\$ -	\$ -	\$ -
		Operating Transfers In	\$ 22,594	\$ -	\$ -	\$ -
		Long Term Debt Proceeds	\$ -	\$ -	\$ -	\$ -
<b>Total Other Financing Sources</b>			<b>\$ 22,594</b>	<b>\$ -</b>	<b>\$ -</b>	<b>\$ -</b>
<b>TOTAL DET EMPLOYMENT &amp; TRAINING</b>			<b>\$ 16,168,730</b>	<b>\$ 16,277,065</b>	<b>\$ 19,558,370</b>	<b>\$ 19,558,370</b>

Fund Name	Financing Source Category	Financing Source Account <small>(Sampling of Financing Source Categories and Accounts Presented, Not All Inclusive)</small>	2013-14 Actual	2014-15 Actual Estimated <input type="checkbox"/>	2015-16 Recommended	2015-16 Adopted by the Board of Supervisors
1	2	3	4	5	6	7

**HSA HEALTH SERVICE AGENCY**

**TAXES**

Property Taxes - Current Secured	\$	-	\$	-	\$	-	\$
Property Taxes - Current Unsecured	\$	-	\$	-	\$	-	\$
Property Taxes - PY	\$	-	\$	-	\$	-	\$
Property Taxes - Prior Unsecured	\$	-	\$	-	\$	-	\$
Supplemental Property Taxes - Current Unsecured	\$	-	\$	-	\$	-	\$
Supplemental Property Taxes - Prior Unsecured	\$	-	\$	-	\$	-	\$
Sales and Use Taxes	\$	-	\$	-	\$	-	\$
Other Taxes	\$	-	\$	-	\$	-	\$

<b>Total Taxes</b>	\$	-	\$	-	\$	-	\$
--------------------	----	---	----	---	----	---	----

**LICENSES, PERMITS AND FRANCHISES**

Animal Licenses	\$	-	\$	-	\$	-	\$
Business Licenses	\$	-	\$	-	\$	-	\$
Construction Permits	\$	-	\$	-	\$	-	\$
Road Privileges and Permits	\$	-	\$	-	\$	-	\$
Zoning Permits Administration	\$	-	\$	-	\$	-	\$
Franchises	\$	-	\$	-	\$	-	\$
Other Licenses and Permits	\$	11,929	\$	12,173	\$	10,000	\$

<b>Total Licenses, Permits and Franchises</b>	\$	11,929	\$	12,173	\$	10,000	\$
---	----	--------	----	--------	----	--------	----

**FINES, FORFEITURES, PENALTIES**

Vehicle Code Fines	\$	-	\$	-	\$	-	\$
Other Court Fines	\$	815,542	\$	684,241	\$	636,000	\$
Forfeitures and Penalties	\$	160,057	\$	139,283	\$	141,000	\$
Penalties/Costs on Delinquent Taxes	\$	-	\$	-	\$	-	\$

<b>Total Fines, Forfeitures, Penalties</b>	\$	975,599	\$	823,524	\$	777,000	\$
--	----	---------	----	---------	----	---------	----

**REVENUE FROM USE OF MONEY AND PROPERTY**

Interest	\$	8,186	\$	2,655	\$	3,250	\$
Rents and Concessions	\$	8,926	\$	7,700	\$	8,400	\$

<b>Total Revenue From Use of Money and Property</b>	\$	17,112	\$	10,355	\$	11,650	\$
---	----	--------	----	--------	----	--------	----

**INTERGOVERNMENTAL REVENUES**

<b>State</b>							
State-Highway Users Tax	\$	-	\$	-	\$	-	\$
State-Motor Vehicle In-lieu Tax	\$	-	\$	-	\$	-	\$
Other State-in-lieu Taxes	\$	-	\$	-	\$	-	\$
State-Public Assistance Administration	\$	-	\$	-	\$	-	\$
State-Public Assistance Program	\$	2,449,257	\$	2,487,800	\$	3,324,030	\$
State-Health Administration	\$	-	\$	-	\$	-	\$
State-Mental Health	\$	577,086	\$	221,519	\$	-	\$
State-Tuberculosis Control	\$	90,398	\$	78,839	\$	76,426	\$
Other State Health	\$	2,533,384	\$	1,605,464	\$	927,000	\$
State-Agriculture	\$	-	\$	-	\$	-	\$
State-Construction	\$	-	\$	-	\$	-	\$
State-Disaster Relief	\$	-	\$	-	\$	-	\$
State-Veterans' Affairs	\$	-	\$	-	\$	-	\$
State-Homeowners' Property Tax	\$	-	\$	-	\$	-	\$
State-Public Safety Funds (program)	\$	-	\$	-	\$	-	\$
State-Citizen's Option For Public Safety	\$	-	\$	-	\$	-	\$
State-Other	\$	816,388	\$	826,974	\$	1,001,758	\$

<b>Total State</b>	\$	6,466,513	\$	5,220,396	\$	5,329,214	\$
--------------------	----	-----------	----	-----------	----	-----------	----

Fund Name	Financing Source Category	Financing Source Account (Sampling of Financing Source Categories and Accounts Presented, Not All Inclusive)	2013-14 Actual	2014-15 Actual Estimated <input type="checkbox"/>	2015-16 Recommended	2015-16 Adopted by the Board of Supervisors
1	2	3	4	5	6	7
<b>Federal</b>						
		Federal-Public Assistance Administration	\$ -	\$ -	\$ -	\$ -
		Federal-Public Assistance Program	\$ -	\$ -	\$ -	\$ -
		Federal-Health Administration	\$ -	\$ -	\$ -	\$ -
		Federal-Construction	\$ -	\$ -	\$ -	\$ -
		Federal-In-Lieu Taxes	\$ -	\$ -	\$ -	\$ -
		Federal-Other	\$ 7,783,627	\$ 8,790,220	\$ 9,635,023	\$ 9,635,023
<b>Total Federal</b>			<b>\$ 7,783,627</b>	<b>\$ 8,790,220</b>	<b>\$ 9,635,023</b>	<b>\$ 9,635,023</b>
<b>Other Governmental Agencies</b>						
		Other Governmental Agencies	\$ 43,735	\$ 28,823	\$ 21,955	\$ 21,955
<b>Total Other Governmental Agencies</b>			<b>\$ 43,735</b>	<b>\$ 28,823</b>	<b>\$ 21,955</b>	<b>\$ 21,955</b>
<b>Total Intergovernmental Revenues</b>			<b>\$ 14,233,875</b>	<b>\$ 14,039,639</b>	<b>\$ 14,986,192</b>	<b>\$ 14,986,192</b>
<b>CHARGES FOR SERVICES</b>						
		Assessment & Tax Collection Fees	\$ -	\$ -	\$ -	\$ -
		Special Assessments	\$ -	\$ -	\$ -	\$ -
		Auditing & Accounting Fees	\$ -	\$ -	\$ -	\$ -
		Adoption Fees	\$ -	\$ -	\$ -	\$ -
		Election Services	\$ -	\$ -	\$ -	\$ -
		Legal Services	\$ -	\$ -	\$ -	\$ -
		Planning/Engineering Services	\$ -	\$ -	\$ -	\$ -
		Agricultural Services	\$ -	\$ -	\$ -	\$ -
		Civil Process Services	\$ -	\$ -	\$ -	\$ -
		Court Fees and Costs	\$ -	\$ -	\$ -	\$ -
		Estate Fees	\$ -	\$ -	\$ -	\$ -
		Humane Services	\$ -	\$ -	\$ -	\$ -
		Law Enforcement Services	\$ -	\$ -	\$ -	\$ -
		Recording Fees	\$ 342,245	\$ 357,324	\$ 301,000	\$ 301,000
		Road and Street Services	\$ -	\$ -	\$ -	\$ -
		Health Fees and Deductions	\$ 1,241,639	\$ 1,260,810	\$ 1,069,052	\$ 1,069,052
		Mental Health Services	\$ -	\$ -	\$ -	\$ -
		California Children's Services	\$ 1,326	\$ 820	\$ 1,000	\$ 1,000
		Institutional Care and Service	\$ 305,694	\$ 242,947	\$ 225,000	\$ 225,000
		Educational Services	\$ -	\$ -	\$ -	\$ -
		Library Services	\$ -	\$ -	\$ -	\$ -
		Parks and Recreation Services	\$ -	\$ -	\$ -	\$ -
		Sanitation Services	\$ -	\$ -	\$ -	\$ -
		Other	\$ 58,422	\$ 46,167	\$ 35,000	\$ 35,000
		Governmental Interfund Revenue	\$ 2,673,157	\$ 2,658,745	\$ 2,923,503	\$ 2,923,503
		Interfund Revenue	\$ 5,737,921	\$ 6,104,097	\$ 6,635,894	\$ 6,635,894
<b>Total Charges for Services</b>			<b>\$ 10,360,404</b>	<b>\$ 10,670,910</b>	<b>\$ 11,190,449</b>	<b>\$ 11,190,449</b>
<b>MISCELLANEOUS REVENUES</b>						
		Other Sales	\$ -	\$ -	\$ -	\$ -
		Miscellaneous	\$ 190,575	\$ 174,950	\$ 135,656	\$ 135,656
<b>Total Miscellaneous Revenues</b>			<b>\$ 190,575</b>	<b>\$ 174,950</b>	<b>\$ 135,656</b>	<b>\$ 135,656</b>
<b>OTHER FINANCING SOURCES</b>						
		Sale of Fixed Assets	\$ -	\$ -	\$ -	\$ -
		Operating Transfers In	\$ 12,812,037	\$ 7,798,517	\$ 7,858,763	\$ 7,858,763
		Long Term Debt Proceeds	\$ 192,881	\$ -	\$ -	\$ -
<b>Total Other Financing Sources</b>			<b>\$ 13,004,918</b>	<b>\$ 7,798,517</b>	<b>\$ 7,858,763</b>	<b>\$ 7,858,763</b>
<b>TOTAL HSA HEALTH SERVICE AGENCY</b>			<b>\$ 38,854,412</b>	<b>\$ 33,530,068</b>	<b>\$ 34,969,710</b>	<b>\$ 34,969,710</b>



Fund Name	Financing Source Category	Financing Source Account <small>(Sampling of Financing Source Categories and Accounts Presented, Not All Inclusive)</small>	2013-14 Actual	2014-15 Actual Estimated <input type="checkbox"/>	2015-16 Recommended	2015-16 Adopted by the Board of Supervisors
1	2	3	4	5	6	7

**BHRS-BEHAVIORAL HEALTH**

**TAXES**

Property Taxes - Current Secured	\$	-	\$	-	\$	-
Property Taxes - Current Unsecured	\$	-	\$	-	\$	-
Property Taxes - PY	\$	-	\$	-	\$	-
Property Taxes - Prior Unsecured	\$	-	\$	-	\$	-
Supplemental Property Taxes - Current Unsecured	\$	-	\$	-	\$	-
Supplemental Property Taxes - Prior Unsecured	\$	-	\$	-	\$	-
Sales and Use Taxes	\$	-	\$	-	\$	-
Other Taxes	\$	-	\$	-	\$	-

**Total Taxes** \$ - \$ - \$ - \$ -

**LICENSES, PERMITS AND FRANCHISES**

Animal Licenses	\$	-	\$	-	\$	-
Business Licenses	\$	-	\$	-	\$	-
Construction Permits	\$	-	\$	-	\$	-
Road Privileges and Permits	\$	-	\$	-	\$	-
Zoning Permits Administration	\$	-	\$	-	\$	-
Franchises	\$	-	\$	-	\$	-
Other Licenses and Permits	\$	-	\$	-	\$	-

**Total Licenses, Permits and Franchises** \$ - \$ - \$ - \$ -

**FINES, FORFEITURES, PENALTIES**

Vehicle Code Fines	\$	35,908	\$	90,161	\$	88,000	\$	88,000
Other Court Fines	\$	9,119	\$	10,541	\$	10,200	\$	10,200
Forfeitures and Penalties	\$	-	\$	-	\$	-	\$	-
Penalties/Costs on Delinquent Taxes	\$	-	\$	-	\$	-	\$	-

**Total Fines, Forfeitures, Penalties** \$ 45,027 \$ 100,702 \$ 98,200 \$ 98,200

**REVENUE FROM USE OF MONEY AND PROPERTY**

Interest	\$	295,712	\$	300,802	\$	312,485	\$	312,485
Rents and Concessions	\$	157,791	\$	290,499	\$	316,632	\$	316,632

**Total Revenue From Use of Money and Property** \$ 453,503 \$ 591,301 \$ 629,117 \$ 629,117

**INTERGOVERNMENTAL REVENUES**

<b>State</b>								
State-Highway Users Tax	\$	-	\$	-	\$	-	\$	
State-Motor Vehicle In-lieu Tax	\$	-	\$	-	\$	-	\$	
Other State-in-lieu Taxes	\$	-	\$	-	\$	-	\$	
State-Public Assistance Administration	\$	-	\$	-	\$	-	\$	
State-Public Assistance Program	\$	-	\$	-	\$	-	\$	
State-Health Administration	\$	-	\$	-	\$	-	\$	
State-Mental Health	\$	41,692,610	\$	42,846,517	\$	55,352,733	\$	55,352,733
State-Tuberculosis Control	\$	-	\$	-	\$	-	\$	
Other State Health	\$	1,290,631	\$	-	\$	-	\$	
State-Agriculture	\$	-	\$	-	\$	-	\$	
State-Construction	\$	-	\$	-	\$	-	\$	
State-Disaster Relief	\$	-	\$	-	\$	-	\$	
State-Veterans' Affairs	\$	-	\$	-	\$	-	\$	
State-Homeowners' Property Tax	\$	-	\$	-	\$	-	\$	
State-Public Safety Funds (program)	\$	-	\$	-	\$	-	\$	
State-Citizen's Option For Public Safety	\$	-	\$	-	\$	-	\$	
State-Other	\$	2,264,455	\$	125,232	\$	491,315	\$	491,315

**Total State** \$ 45,247,696 \$ 42,971,749 \$ 55,844,048 \$ 55,844,048

Fund Name	Financing Source Category	Financing Source Account (Sampling of Financing Source Categories and Accounts Presented, Not All Inclusive)	2013-14 Actual	2014-15 Actual Estimated <input type="checkbox"/> <input checked="" type="checkbox"/>	2015-16 Recommended	2015-16 Adopted by the Board of Supervisors
1	2	3	4	5	6	7
<b>Federal</b>						
		Federal-Public Assistance Administration	\$ -	\$ -	\$ -	\$ -
		Federal-Public Assistance Program	\$ -	\$ -	\$ -	\$ -
		Federal-Health Administration	\$ -	\$ -	\$ -	\$ -
		Federal-Construction	\$ -	\$ -	\$ -	\$ -
		Federal-In-Lieu Taxes	\$ -	\$ -	\$ -	\$ -
		Federal-Other	\$ 3,046,989	\$ 5,627,848	\$ 5,981,195	\$ 5,981,195
<b>Total Federal</b>			<b>\$ 3,046,989</b>	<b>\$ 5,627,848</b>	<b>\$ 5,981,195</b>	<b>\$ 5,981,195</b>
<b>Other Governmental Agencies</b>						
		Other Governmental Agencies	\$ -	\$ -	\$ -	\$ -
<b>Total Other Governmental Agencies</b>			<b>\$ -</b>	<b>\$ -</b>	<b>\$ -</b>	<b>\$ -</b>
<b>Total Intergovernmental Revenues</b>			<b>\$ 48,294,685</b>	<b>\$ 48,599,597</b>	<b>\$ 61,825,243</b>	<b>\$ 61,825,243</b>
<b>CHARGES FOR SERVICES</b>						
		Assessment & Tax Collection Fees	\$ -	\$ -	\$ -	\$ -
		Special Assessments	\$ -	\$ -	\$ -	\$ -
		Auditing & Accounting Fees	\$ -	\$ -	\$ -	\$ -
		Adoption Fees	\$ -	\$ -	\$ -	\$ -
		Election Services	\$ -	\$ -	\$ -	\$ -
		Legal Services	\$ -	\$ -	\$ -	\$ -
		Planning/Engineering Services	\$ -	\$ -	\$ -	\$ -
		Agricultural Services	\$ -	\$ -	\$ -	\$ -
		Civil Process Services	\$ -	\$ -	\$ -	\$ -
		Court Fees and Costs	\$ 38,044	\$ 59,609	\$ 25,000	\$ 25,000
		Estate Fees	\$ 65,252	\$ 99,269	\$ 70,000	\$ 70,000
		Humane Services	\$ -	\$ -	\$ -	\$ -
		Law Enforcement Services	\$ -	\$ -	\$ -	\$ -
		Recording Fees	\$ -	\$ -	\$ -	\$ -
		Road and Street Services	\$ -	\$ -	\$ -	\$ -
		Health Fees and Deductions	\$ -	\$ -	\$ -	\$ -
		Mental Health Services	\$ 20,040,962	\$ 24,526,341	\$ 26,690,046	\$ 26,690,046
		California Children's Services	\$ -	\$ -	\$ -	\$ -
		Institutional Care and Service	\$ -	\$ -	\$ -	\$ -
		Educational Services	\$ 557,062	\$ 625,916	\$ 549,672	\$ 549,672
		Library Services	\$ -	\$ -	\$ -	\$ -
		Parks and Recreation Services	\$ -	\$ -	\$ -	\$ -
		Sanitation Services	\$ -	\$ -	\$ -	\$ -
		Other	\$ 24,378	\$ -	\$ -	\$ -
		Governmental Interfund Revenue	\$ 5,857,706	\$ 5,617,960	\$ 7,030,535	\$ 7,030,535
		Interfund Revenue	\$ -	\$ -	\$ -	\$ -
<b>Total Charges for Services</b>			<b>\$ 26,583,404</b>	<b>\$ 30,929,095</b>	<b>\$ 34,365,253</b>	<b>\$ 34,365,253</b>
<b>MISCELLANEOUS REVENUES</b>						
		Other Sales	\$ -	\$ -	\$ -	\$ -
		Miscellaneous	\$ 910,227	\$ 973,031	\$ 508,179	\$ 508,179
<b>Total Miscellaneous Revenues</b>			<b>\$ 910,227</b>	<b>\$ 973,031</b>	<b>\$ 508,179</b>	<b>\$ 508,179</b>
<b>OTHER FINANCING SOURCES</b>						
		Sale of Fixed Assets	\$ -	\$ 6,686	\$ -	\$ -
		Operating Transfers In	\$ 17,538,632	\$ 2,612,754	\$ 2,302,262	\$ 2,302,262
		Long Term Debt Proceeds	\$ -	\$ -	\$ -	\$ -
<b>Total Other Financing Sources</b>			<b>\$ 17,538,632</b>	<b>\$ 2,619,440</b>	<b>\$ 2,302,262</b>	<b>\$ 2,302,262</b>
<b>TOTAL BHRS-BEHAVORAL HEALTH</b>			<b>\$ 93,825,478</b>	<b>\$ 83,813,166</b>	<b>\$ 99,728,254</b>	<b>\$ 99,728,254</b>

Fund Name	Financing Source Category	Financing Source Account <small>(Sampling of Financing Source Categories and Accounts Presented, Not All Inclusive)</small>	2013-14 Actual	2014-15 Actual Estimated <input type="checkbox"/> <input checked="" type="checkbox"/>	2015-16 Recommended	2015-16 Adopted by the Board of Supervisors
1	2	3	4	5	6	7

**COMMUNITY SERVICES AGENCY**

**TAXES**

Property Taxes - Current Secured	\$	-	\$	-	\$	-
Property Taxes - Current Unsecured	\$	-	\$	-	\$	-
Property Taxes - PY	\$	-	\$	-	\$	-
Property Taxes - Prior Unsecured	\$	-	\$	-	\$	-
Supplemental Property Taxes - Current Unsecured	\$	-	\$	-	\$	-
Supplemental Property Taxes - Prior Unsecured	\$	-	\$	-	\$	-
Sales and Use Taxes	\$	-	\$	-	\$	-
Other Taxes	\$	-	\$	-	\$	-

<b>Total Taxes</b>	<b>\$</b>	<b>-</b>	<b>\$</b>	<b>-</b>	<b>\$</b>	<b>-</b>
--------------------	-----------	----------	-----------	----------	-----------	----------

**LICENSES, PERMITS AND FRANCHISES**

Animal Licenses	\$	-	\$	-	\$	-
Business Licenses	\$	-	\$	-	\$	-
Construction Permits	\$	-	\$	-	\$	-
Road Privileges and Permits	\$	-	\$	-	\$	-
Zoning Permits Administration	\$	-	\$	-	\$	-
Franchises	\$	-	\$	-	\$	-
Other Licenses and Permits	\$	76,848	\$	78,653	\$	78,653

<b>Total Licenses, Permits and Franchises</b>	<b>\$</b>	<b>76,848</b>	<b>\$</b>	<b>78,653</b>	<b>\$</b>	<b>78,653</b>
---	-----------	---------------	-----------	---------------	-----------	---------------

**FINES, FORFEITURES, PENALTIES**

Vehicle Code Fines	\$	-	\$	-	\$	-
Other Court Fines	\$	-	\$	-	\$	-
Forfeitures and Penalties	\$	-	\$	-	\$	-
Penalties/Costs on Delinquent Taxes	\$	-	\$	-	\$	-

<b>Total Fines, Forfeitures, Penalties</b>	<b>\$</b>	<b>-</b>	<b>\$</b>	<b>-</b>	<b>\$</b>	<b>-</b>
--	-----------	----------	-----------	----------	-----------	----------

**REVENUE FROM USE OF MONEY AND PROPERTY**

Interest	\$	3,603	\$	6,217	\$	-
Rents and Concessions	\$	-	\$	-	\$	-

<b>Total Revenue From Use of Money and Property</b>	<b>\$</b>	<b>3,603</b>	<b>\$</b>	<b>6,217</b>	<b>\$</b>	<b>-</b>
---	-----------	--------------	-----------	--------------	-----------	----------

**INTERGOVERNMENTAL REVENUES**

<b>State</b>						
State-Highway Users Tax	\$	-	\$	-	\$	-
State-Motor Vehicle In-lieu Tax	\$	-	\$	-	\$	-
Other State-in-lieu Taxes	\$	-	\$	-	\$	-
State-Public Assistance Administration	\$	72,079,814	\$	79,710,238	\$	87,276,376
State-Public Assistance Program	\$	61,842,057	\$	48,081,094	\$	54,919,342
State-Health Administration	\$	-	\$	-	\$	-
State-Mental Health	\$	22,110,817	\$	22,910,792	\$	25,021,448
State-Tuberculosis Control	\$	-	\$	-	\$	-
Other State Health	\$	-	\$	-	\$	-
State-Agriculture	\$	-	\$	-	\$	-
State-Construction	\$	-	\$	-	\$	-
State-Disaster Relief	\$	-	\$	-	\$	-
State-Veterans' Affairs	\$	-	\$	-	\$	-
State-Homeowners' Property Tax	\$	-	\$	-	\$	-
State-Public Safety Funds (program)	\$	-	\$	-	\$	-
State-Citizen's Option For Public Safety	\$	-	\$	-	\$	-
State-Other	\$	15,212	\$	14,538	\$	15,212

<b>Total State</b>	<b>\$</b>	<b>156,047,900</b>	<b>\$</b>	<b>150,716,662</b>	<b>\$</b>	<b>167,232,378</b>
--------------------	-----------	--------------------	-----------	--------------------	-----------	--------------------

Fund Name	Financing Source Category	Financing Source Account (Sampling of Financing Source Categories and Accounts Presented, Not All Inclusive)	2013-14 Actual	2014-15 Actual Estimated <input type="checkbox"/>	2015-16 Recommended	2015-16 Adopted by the Board of Supervisors
1	2	3	4	5	6	7
<b>Federal</b>						
		Federal-Public Assistance Administration	\$ 79,765,108	\$ 83,667,332	\$ 98,965,899	\$ 98,965,899
		Federal-Public Assistance Program	\$ 28,767,758	\$ 27,562,697	\$ 45,833,365	\$ 45,833,365
		Federal-Health Administration	\$ -	\$ -	\$ -	\$ -
		Federal-Construction	\$ -	\$ -	\$ -	\$ -
		Federal-In-Lieu Taxes	\$ -	\$ -	\$ -	\$ -
		Federal-Other	\$ 194,898	\$ 164,533	\$ 207,158	\$ 207,158
<b>Total Federal</b>			<b>\$ 108,747,764</b>	<b>\$ 111,394,562</b>	<b>\$ 145,006,422</b>	<b>\$ 145,006,422</b>
<b>Other Governmental Agencies</b>						
		Other Governmental Agencies	\$ -	\$ -	\$ -	\$ -
<b>Total Other Governmental Agencies</b>			<b>\$ -</b>	<b>\$ -</b>	<b>\$ -</b>	<b>\$ -</b>
<b>Total Intergovernmental Revenues</b>			<b>\$ 264,795,664</b>	<b>\$ 262,111,224</b>	<b>\$ 312,238,800</b>	<b>\$ 312,238,800</b>
<b>CHARGES FOR SERVICES</b>						
		Assessment & Tax Collection Fees	\$ -	\$ -	\$ -	\$ -
		Special Assessments	\$ -	\$ -	\$ -	\$ -
		Auditing & Accounting Fees	\$ -	\$ -	\$ -	\$ -
		Adoption Fees	\$ 15,120	\$ 3,930	\$ 40,000	\$ 40,000
		Election Services	\$ -	\$ -	\$ -	\$ -
		Legal Services	\$ -	\$ -	\$ -	\$ -
		Planning/Engineering Services	\$ -	\$ -	\$ -	\$ -
		Agricultural Services	\$ -	\$ -	\$ -	\$ -
		Civil Process Services	\$ -	\$ -	\$ -	\$ -
		Court Fees and Costs	\$ -	\$ -	\$ -	\$ -
		Estate Fees	\$ -	\$ -	\$ -	\$ -
		Humane Services	\$ -	\$ -	\$ -	\$ -
		Law Enforcement Services	\$ -	\$ -	\$ -	\$ -
		Recording Fees	\$ 138,241	\$ 136,895	\$ 123,886	\$ 123,886
		Road and Street Services	\$ -	\$ -	\$ -	\$ -
		Health Fees and Deductions	\$ -	\$ -	\$ -	\$ -
		Mental Health Services	\$ -	\$ -	\$ -	\$ -
		California Children's Services	\$ -	\$ -	\$ -	\$ -
		Institutional Care and Service	\$ -	\$ -	\$ -	\$ -
		Educational Services	\$ -	\$ -	\$ -	\$ -
		Library Services	\$ -	\$ -	\$ -	\$ -
		Parks and Recreation Services	\$ -	\$ -	\$ -	\$ -
		Sanitation Services	\$ -	\$ -	\$ -	\$ -
		Other	\$ 211,777	\$ 474,628	\$ 127,720	\$ 127,720
		Governmental Interfund Revenue	\$ 324,535	\$ 438,796	\$ 613,083	\$ 613,083
		Interfund Revenue	\$ 5,193	\$ -	\$ -	\$ -
<b>Total Charges for Services</b>			<b>\$ 694,866</b>	<b>\$ 1,054,249</b>	<b>\$ 904,689</b>	<b>\$ 904,689</b>
<b>MISCELLANEOUS REVENUES</b>						
		Other Sales	\$ -	\$ -	\$ -	\$ -
		Miscellaneous	\$ 1,305,293	\$ 524,733	\$ 1,357,654	\$ 1,357,654
<b>Total Miscellaneous Revenues</b>			<b>\$ 1,305,293</b>	<b>\$ 524,733</b>	<b>\$ 1,357,654</b>	<b>\$ 1,357,654</b>
<b>OTHER FINANCING SOURCES</b>						
		Sale of Fixed Assets	\$ -	\$ -	\$ -	\$ -
		Operating Transfers In	\$ 10,738,891	\$ 27,438,677	\$ 10,488,600	\$ 10,488,600
		Long Term Debt Proceeds	\$ 162,918	\$ -	\$ -	\$ -
<b>Total Other Financing Sources</b>			<b>\$ 10,901,809</b>	<b>\$ 27,438,677</b>	<b>\$ 10,488,600</b>	<b>\$ 10,488,600</b>
<b>TOTAL COMMUNITY SERVICES AGENCY</b>			<b>\$ 277,778,083</b>	<b>\$ 291,213,753</b>	<b>\$ 325,068,396</b>	<b>\$ 325,068,396</b>

Fund Name	Financing Source Category	Financing Source Account (Sampling of Financing Source Categories and Accounts Presented, Not All Inclusive)	2013-14 Actual	2014-15 Actual Estimated <input type="checkbox"/> <input checked="" type="checkbox"/>	2015-16 Recommended	2015-16 Adopted by the Board of Supervisors
1	2	3	4	5	6	7
<b>LIBRARY</b>						
<b>TAXES</b>						
		Property Taxes - Current Secured	\$ -	\$ -	\$ -	\$ -
		Property Taxes - Current Unsecured	\$ -	\$ -	\$ -	\$ -
		Property Taxes - PY	\$ -	\$ -	\$ -	\$ -
		Property Taxes - Prior Unsecured	\$ -	\$ -	\$ -	\$ -
		Supplemental Property Taxes - Current Unsecured	\$ -	\$ -	\$ -	\$ -
		Supplemental Property Taxes - Prior Unsecured	\$ -	\$ -	\$ -	\$ -
		Sales and Use Taxes	\$ 9,140,466	\$ 9,073,939	\$ 9,420,500	\$ 9,420,500
		Other Taxes	\$ -	\$ -	\$ -	\$ -
<b>Total Taxes</b>			<b>\$ 9,140,466</b>	<b>\$ 9,073,939</b>	<b>\$ 9,420,500</b>	<b>\$ 9,420,500</b>
<b>LICENSES, PERMITS AND FRANCHISES</b>						
		Animal Licenses	\$ -	\$ -	\$ -	\$ -
		Business Licenses	\$ -	\$ -	\$ -	\$ -
		Construction Permits	\$ -	\$ -	\$ -	\$ -
		Road Privileges and Permits	\$ -	\$ -	\$ -	\$ -
		Zoning Permits Administration	\$ -	\$ -	\$ -	\$ -
		Franchises	\$ -	\$ -	\$ -	\$ -
		Other Licenses and Permits	\$ -	\$ -	\$ -	\$ -
<b>Total Licenses, Permits and Franchises</b>			<b>\$ -</b>	<b>\$ -</b>	<b>\$ -</b>	<b>\$ -</b>
<b>FINES, FORFEITURES, PENALTIES</b>						
		Vehicle Code Fines	\$ -	\$ -	\$ -	\$ -
		Other Court Fines	\$ -	\$ -	\$ -	\$ -
		Forfeitures and Penalties	\$ -	\$ -	\$ -	\$ -
		Penalties/Costs on Delinquent Taxes	\$ -	\$ -	\$ -	\$ -
<b>Total Fines, Forfeitures, Penalties</b>			<b>\$ -</b>	<b>\$ -</b>	<b>\$ -</b>	<b>\$ -</b>
<b>REVENUE FROM USE OF MONEY AND PROPERTY</b>						
		Interest	\$ 1	\$ -	\$ -	\$ -
		Rents and Concessions	\$ 3,588	\$ 3,098	\$ 3,330	\$ 3,330
<b>Total Revenue From Use of Money and Property</b>			<b>\$ 3,589</b>	<b>\$ 3,098</b>	<b>\$ 3,330</b>	<b>\$ 3,330</b>
<b>INTERGOVERNMENTAL REVENUES</b>						
<b>State</b>						
		State-Highway Users Tax	\$ -	\$ -	\$ -	\$ -
		State-Motor Vehicle In-lieu Tax	\$ -	\$ -	\$ -	\$ -
		Other State-in-lieu Taxes	\$ -	\$ -	\$ -	\$ -
		State-Public Assistance Administration	\$ -	\$ -	\$ -	\$ -
		State-Public Assistance Program	\$ -	\$ -	\$ -	\$ -
		State-Health Administration	\$ -	\$ -	\$ -	\$ -
		State-Mental Health	\$ -	\$ -	\$ -	\$ -
		State-Tuberculosis Control	\$ -	\$ -	\$ -	\$ -
		Other State Health	\$ -	\$ -	\$ -	\$ -
		State-Agriculture	\$ -	\$ -	\$ -	\$ -
		State-Construction	\$ -	\$ -	\$ -	\$ -
		State-Disaster Relief	\$ -	\$ -	\$ -	\$ -
		State-Veterans' Affairs	\$ -	\$ -	\$ -	\$ -
		State-Homeowners' Property Tax	\$ -	\$ -	\$ -	\$ -
		State-Public Safety Funds (program)	\$ -	\$ -	\$ -	\$ -
		State- Citizen's Option For Public Safety	\$ -	\$ -	\$ -	\$ -
		State-Other	\$ 112,269	\$ 179,630	\$ 112,000	\$ 112,000
<b>Total State</b>			<b>\$ 112,269</b>	<b>\$ 179,630</b>	<b>\$ 112,000</b>	<b>\$ 112,000</b>

Fund Name	Financing Source Category	Financing Source Account (Sampling of Financing Source Categories and Accounts Presented, Not All Inclusive)	2013-14 Actual	2014-15 Actual Estimated <input type="checkbox"/>	2015-16 Recommended	2015-16 Adopted by the Board of Supervisors
1	2	3	4	5	6	7
<b>Federal</b>						
		Federal-Public Assistance Administration	\$ -	\$ -	\$ -	\$ -
		Federal-Public Assistance Program	\$ -	\$ -	\$ -	\$ -
		Federal-Health Administration	\$ -	\$ -	\$ -	\$ -
		Federal-Construction	\$ -	\$ -	\$ -	\$ -
		Federal-In-Lieu Taxes	\$ -	\$ -	\$ -	\$ -
		Federal-Other	\$ -	\$ 3,694	\$ 37,550	\$ 37,550
<b>Total Federal</b>			<b>\$ -</b>	<b>\$ 3,694</b>	<b>\$ 37,550</b>	<b>\$ 37,550</b>
<b>Other Governmental Agencies</b>						
		Other Governmental Agencies	\$ -	\$ -	\$ -	\$ -
<b>Total Other Governmental Agencies</b>			<b>\$ -</b>	<b>\$ -</b>	<b>\$ -</b>	<b>\$ -</b>
<b>Total Intergovernmental Revenues</b>			<b>\$ 112,269</b>	<b>\$ 183,324</b>	<b>\$ 149,550</b>	<b>\$ 149,550</b>
<b>CHARGES FOR SERVICES</b>						
		Assessment & Tax Collection Fees	\$ -	\$ -	\$ -	\$ -
		Special Assessments	\$ -	\$ -	\$ -	\$ -
		Auditing & Accounting Fees	\$ -	\$ -	\$ -	\$ -
		Adoption Fees	\$ -	\$ -	\$ -	\$ -
		Election Services	\$ -	\$ -	\$ -	\$ -
		Legal Services	\$ -	\$ -	\$ -	\$ -
		Planning/Engineering Services	\$ -	\$ -	\$ -	\$ -
		Agricultural Services	\$ -	\$ -	\$ -	\$ -
		Civil Process Services	\$ -	\$ -	\$ -	\$ -
		Court Fees and Costs	\$ -	\$ -	\$ -	\$ -
		Estate Fees	\$ -	\$ -	\$ -	\$ -
		Humane Services	\$ -	\$ -	\$ -	\$ -
		Law Enforcement Services	\$ -	\$ -	\$ -	\$ -
		Recording Fees	\$ -	\$ -	\$ -	\$ -
		Road and Street Services	\$ -	\$ -	\$ -	\$ -
		Health Fees and Deductions	\$ -	\$ -	\$ -	\$ -
		Mental Health Services	\$ -	\$ -	\$ -	\$ -
		California Children's Services	\$ -	\$ -	\$ -	\$ -
		Institutional Care and Service	\$ -	\$ 45	\$ -	\$ -
		Educational Services	\$ -	\$ -	\$ -	\$ -
		Library Services	\$ 274,455	\$ 257,941	\$ 224,420	\$ 224,420
		Parks and Recreation Services	\$ -	\$ -	\$ -	\$ -
		Sanitation Services	\$ -	\$ -	\$ -	\$ -
		Other	\$ 113,525	\$ 152,475	\$ 120,000	\$ 120,000
		Governmental Interfund Revenue	\$ 1,000	\$ -	\$ -	\$ -
		Interfund Revenue	\$ -	\$ -	\$ -	\$ -
<b>Total Charges for Services</b>			<b>\$ 388,980</b>	<b>\$ 410,461</b>	<b>\$ 344,420</b>	<b>\$ 344,420</b>
<b>MISCELLANEOUS REVENUES</b>						
		Other Sales	\$ 15,580	\$ 18,677	\$ 17,450	\$ 17,450
		Miscellaneous	\$ 92,834	\$ 77,510	\$ 80,200	\$ 80,200
<b>Total Miscellaneous Revenues</b>			<b>\$ 108,414</b>	<b>\$ 96,187</b>	<b>\$ 97,650</b>	<b>\$ 97,650</b>
<b>OTHER FINANCING SOURCES</b>						
		Sale of Fixed Assets	\$ -	\$ -	\$ -	\$ -
		Operating Transfers In	\$ 491,810	\$ 491,810	\$ 491,810	\$ 491,810
		Long Term Debt Proceeds	\$ -	\$ -	\$ -	\$ -
<b>Total Other Financing Sources</b>			<b>\$ 491,810</b>	<b>\$ 491,810</b>	<b>\$ 491,810</b>	<b>\$ 491,810</b>
<b>TOTAL LIBRARY</b>			<b>\$ 10,245,528</b>	<b>\$ 10,258,819</b>	<b>\$ 10,507,260</b>	<b>\$ 10,507,260</b>

Fund Name	Financing Source Category	Financing Source Account (Sampling of Financing Source Categories and Accounts Presented, Not All Inclusive)	2013-14 Actual	2014-15 Actual Estimated <input type="checkbox"/> <input checked="" type="checkbox"/>	2015-16 Recommended	2015-16 Adopted by the Board of Supervisors
1	2	3	4	5	6	7

**ALL OTHER SPECIAL REVENUE**

TAXES						
		Property Taxes - Current Secured	\$ 1,000,414	\$ 1,111,824	\$ 1,104,255	\$ 1,104,255
		Property Taxes - Current Unsecured	\$ 50,281	\$ 55,746	-	-
		Property Taxes - PY	\$ 64	-	-	-
		Property Taxes - Prior Unsecured	\$ 2,140	\$ 1,492	-	-
		Supplemental Property Taxes - Current Unsecured	\$ 10,165	\$ 13,032	-	-
		Supplemental Property Taxes - Prior Unsecured	\$ -	\$ 3,044	-	-
		Sales and Use Taxes	\$ -	-	-	-
		Other Taxes	\$ 24,371	\$ 36,215	-	-
<b>Total Taxes</b>			<b>\$ 1,087,435</b>	<b>\$ 1,221,353</b>	<b>\$ 1,104,255</b>	<b>\$ 1,104,255</b>

LICENSES, PERMITS AND FRANCHISES						
		Animal Licenses	\$ -	\$ -	\$ -	-
		Business Licenses	\$ -	-	-	-
		Construction Permits	\$ -	-	-	-
		Road Privileges and Permits	\$ -	-	-	-
		Zoning Permits Administration	\$ -	-	-	-
		Franchises	\$ -	-	-	-
		Other Licenses and Permits	\$ -	\$ 1,720	\$ 2,000	\$ 2,000
<b>Total Licenses, Permits and Franchises</b>			<b>\$ -</b>	<b>\$ 1,720</b>	<b>\$ 2,000</b>	<b>\$ 2,000</b>

FINES, FORFEITURES, PENALTIES						
		Vehicle Code Fines	\$ 44,474	\$ 99,369	\$ 36,000	\$ 36,000
		Other Court Fines	\$ 7,613	\$ 9,075	\$ 10,000	\$ 10,000
		Forfeitures and Penalties	\$ 245,032	\$ 544,946	\$ 130,000	\$ 130,000
		Penalties/Costs on Delinquent Taxes	\$ -	-	-	-
<b>Total Fines, Forfeitures, Penalties</b>			<b>\$ 297,119</b>	<b>\$ 653,390</b>	<b>\$ 176,000</b>	<b>\$ 176,000</b>

REVENUE FROM USE OF MONEY AND PROPERTY						
		Interest	\$ 172,793	\$ 116,852	\$ 95,821	\$ 95,821
		Rents and Concessions	\$ -	-	-	-
<b>Total Revenue From Use of Money and Property</b>			<b>\$ 172,793</b>	<b>\$ 116,852</b>	<b>\$ 95,821</b>	<b>\$ 95,821</b>

INTERGOVERNMENTAL REVENUES						
State						
		State-Highway Users Tax	\$ -	\$ -	\$ -	-
		State-Motor Vehicle In-lieu Tax	\$ 1,825	\$ 1,749	-	-
		Other State-in-lieu Taxes	\$ -	-	-	-
		State-Public Assistance Administration	\$ 677,422	\$ 670,373	\$ 685,600	\$ 685,600
		State-Public Assistance Program	\$ -	-	-	-
		State-Health Administration	\$ -	-	-	-
		State-Mental Health	\$ 23,293,701	\$ 22,902,895	\$ 6,589,752	\$ 6,589,752
		State-Tuberculosis Control	\$ -	-	-	-
		Other State Health	\$ -	-	-	-
		State-Agriculture	\$ -	-	-	-
		State-Construction	\$ -	\$ 2,573,303	-	-
		State-Disaster Relief	\$ -	-	-	-
		State-Veterans' Affairs	\$ -	-	-	-
		State-Homeowners' Property Tax	\$ 14,552	\$ 15,114	\$ 15,000	\$ 15,000
		State-Public Safety Funds (program)	\$ -	-	-	-
		State-Citizen's Option For Public Safety	\$ 1,442,163	\$ 1,566,219	\$ 1,474,289	\$ 1,474,289
		State-Other	\$ 10,179,635	\$ 9,347,298	\$ 26,603,173	\$ 26,603,173
<b>Total State</b>			<b>\$ 35,609,298</b>	<b>\$ 37,076,951</b>	<b>\$ 35,367,814</b>	<b>\$ 35,367,814</b>

Fund Name	Financing Source Category	Financing Source Account (Sampling of Financing Source Categories and Accounts Presented, Not All Inclusive)	2013-14 Actual	2014-15 Actual Estimated <input type="checkbox"/> <input checked="" type="checkbox"/>	2015-16 Recommended	2015-16 Adopted by the Board of Supervisors
1	2	3	4	5	6	7
<b>Federal</b>						
		Federal-Public Assistance Administration	\$ -	\$ -	\$ -	\$ -
		Federal-Public Assistance Program	\$ -	\$ -	\$ -	\$ -
		Federal-Health Administration	\$ -	\$ -	\$ -	\$ -
		Federal-Construction	\$ -	\$ -	\$ -	\$ -
		Federal-In-Lieu Taxes	\$ -	\$ 940	\$ -	\$ -
		Federal-Other	\$ 6,152,481	\$ 5,484,487	\$ 6,816,610	\$ 6,816,610
<b>Total Federal</b>			<b>\$ 6,152,481</b>	<b>\$ 5,485,427</b>	<b>\$ 6,816,610</b>	<b>\$ 6,816,610</b>
<b>Other Governmental Agencies</b>						
		Other Governmental Agencies	\$ -	\$ -	\$ -	\$ -
<b>Total Other Governmental Agencies</b>			<b>\$ -</b>	<b>\$ -</b>	<b>\$ -</b>	<b>\$ -</b>
<b>Total Intergovernmental Revenues</b>			<b>\$ 41,761,779</b>	<b>\$ 42,562,378</b>	<b>\$ 42,184,424</b>	<b>\$ 42,184,424</b>
<b>CHARGES FOR SERVICES</b>						
		Assessment & Tax Collection Fees	\$ -	\$ -	\$ -	\$ -
		Special Assessments	\$ -	\$ -	\$ -	\$ -
		Auditing & Accounting Fees	\$ -	\$ -	\$ -	\$ -
		Adoption Fees	\$ -	\$ -	\$ -	\$ -
		Election Services	\$ -	\$ -	\$ -	\$ -
		Legal Services	\$ -	\$ -	\$ -	\$ -
		Planning/Engineering Services	\$ 112,881	\$ 131,150	\$ 121,700	\$ 121,700
		Agricultural Services	\$ -	\$ -	\$ -	\$ -
		Civil Process Services	\$ 257,582	\$ 317,711	\$ 275,000	\$ 275,000
		Court Fees and Costs	\$ -	\$ -	\$ -	\$ -
		Estate Fees	\$ -	\$ -	\$ -	\$ -
		Humane Services	\$ -	\$ -	\$ -	\$ -
		Law Enforcement Services	\$ 2,164	\$ 1,896	\$ -	\$ -
		Recording Fees	\$ 994,870	\$ 1,048,297	\$ 895,168	\$ 895,168
		Road and Street Services	\$ -	\$ -	\$ -	\$ -
		Health Fees and Deductions	\$ -	\$ -	\$ -	\$ -
		Mental Health Services	\$ -	\$ -	\$ -	\$ -
		California Children's Services	\$ -	\$ -	\$ -	\$ -
		Institutional Care and Service	\$ -	\$ -	\$ -	\$ -
		Educational Services	\$ 160,315	\$ 74,042	\$ 165,601	\$ 165,601
		Library Services	\$ -	\$ -	\$ -	\$ -
		Parks and Recreation Services	\$ 85,728	\$ 127,378	\$ 120,098	\$ 120,098
		Sanitation Services	\$ 67	\$ 243	\$ -	\$ -
		Other	\$ 394,458	\$ 189,919	\$ 433,163	\$ 433,163
		Governmental Interfund Revenue	\$ 328,645	\$ 689,306	\$ 372,000	\$ 372,000
		Interfund Revenue	\$ 6,568	\$ -	\$ -	\$ -
<b>Total Charges for Services</b>			<b>\$ 2,343,278</b>	<b>\$ 2,579,942</b>	<b>\$ 2,382,730</b>	<b>\$ 2,382,730</b>
<b>MISCELLANEOUS REVENUES</b>						
		Other Sales	\$ -	\$ -	\$ -	\$ -
		Miscellaneous	\$ 359,702	\$ 3,456,298	\$ 165,717	\$ 165,717
<b>Total Miscellaneous Revenues</b>			<b>\$ 359,702</b>	<b>\$ 3,456,298</b>	<b>\$ 165,717</b>	<b>\$ 165,717</b>
<b>OTHER FINANCING SOURCES</b>						
		Sale of Fixed Assets	\$ -	\$ 1,280	\$ -	\$ -
		Operating Transfers In	\$ 1,240,333	\$ 788,531	\$ 984,072	\$ 984,072
		Long Term Debt Proceeds	\$ -	\$ -	\$ -	\$ -
<b>Total Other Financing Sources</b>			<b>\$ 1,240,333</b>	<b>\$ 789,811</b>	<b>\$ 984,072</b>	<b>\$ 984,072</b>
<b>TOTAL ALL OTHER SPECIAL REVENUE</b>			<b>\$ 47,262,439</b>	<b>\$ 51,381,744</b>	<b>\$ 47,095,019</b>	<b>\$ 47,095,019</b>
<b>TOTAL SPECIAL REVENUE FUNDS FINANCING SOURCES</b>			<b>\$ 549,975,230</b>	<b>\$ 555,493,318</b>	<b>\$ 632,520,977</b>	<b>\$ 632,520,977</b>



Fund Name	Financing Source Category	Financing Source Account (Sampling of Financing Source Categories and Accounts Presented, Not All Inclusive)	2013-14 Actual	2014-15 Actual Estimated <input type="checkbox"/>	2015-16 Recommended	2015-16 Adopted by the Board of Supervisors
1	2	3	4	5	6	7
<b>CAPITAL PROJECT FUNDS</b>						
<b>CAPITAL PROJECTS</b>						
<b>TAXES</b>						
		Property Taxes - Current Secured	\$ -	\$ -	\$ -	\$ -
		Property Taxes - Current Unsecured	\$ -	\$ -	\$ -	\$ -
		Property Taxes - PY	\$ -	\$ -	\$ -	\$ -
		Property Taxes - Prior Unsecured	\$ -	\$ -	\$ -	\$ -
		Supplemental Property Taxes - Current Unsecured	\$ -	\$ -	\$ -	\$ -
		Supplemental Property Taxes - Prior Unsecured	\$ -	\$ -	\$ -	\$ -
		Sales and Use Taxes	\$ -	\$ -	\$ -	\$ -
		Other Taxes	\$ -	\$ -	\$ -	\$ -
<b>Total Taxes</b>			\$ -	\$ -	\$ -	\$ -
<b>LICENSES, PERMITS AND FRANCHISES</b>						
		Animal Licenses	\$ -	\$ -	\$ -	\$ -
		Business Licenses	\$ -	\$ -	\$ -	\$ -
		Construction Permits	\$ -	\$ -	\$ -	\$ -
		Road Privileges and Permits	\$ -	\$ -	\$ -	\$ -
		Zoning Permits Administration	\$ -	\$ -	\$ -	\$ -
		Franchises	\$ -	\$ -	\$ -	\$ -
		Other Licenses and Permits	\$ -	\$ -	\$ -	\$ -
<b>Total Licenses, Permits and Franchises</b>			\$ -	\$ -	\$ -	\$ -
<b>FINES, FORFEITURES, PENALTIES</b>						
		Vehicle Code Fines	\$ -	\$ -	\$ -	\$ -
		Other Court Fines	\$ -	\$ -	\$ -	\$ -
		Forfeitures and Penalties	\$ 1,198,841	\$ 988,435	\$ 960,000	\$ 960,000
		Penalties/Costs on Delinquent Taxes	\$ -	\$ -	\$ -	\$ -
<b>Total Fines, Forfeitures, Penalties</b>			\$ 1,198,841	\$ 988,435	\$ 960,000	\$ 960,000
<b>REVENUE FROM USE OF MONEY AND PROPERTY</b>						
		Interest	\$ 106,726	\$ 52,310	\$ 46,000	\$ 46,000
		Rents and Concessions	\$ -	\$ -	\$ -	\$ -
<b>Total Revenue From Use of Money and Property</b>			\$ 106,726	\$ 52,310	\$ 46,000	\$ 46,000
<b>INTERGOVERNMENTAL REVENUES</b>						
<b>State</b>						
		State-Highway Users Tax	\$ -	\$ -	\$ -	\$ -
		State-Motor Vehicle In-lieu Tax	\$ -	\$ -	\$ -	\$ -
		Other State-in-lieu Taxes	\$ -	\$ -	\$ -	\$ -
		State-Public Assistance Administration	\$ -	\$ -	\$ -	\$ -
		State-Public Assistance Program	\$ -	\$ -	\$ -	\$ -
		State-Health Administration	\$ -	\$ -	\$ -	\$ -
		State-Mental Health	\$ -	\$ -	\$ -	\$ -
		State-Tuberculosis Control	\$ -	\$ -	\$ -	\$ -
		Other State Health	\$ -	\$ -	\$ -	\$ -
		State-Agriculture	\$ -	\$ -	\$ -	\$ -
		State-Construction	\$ -	\$ -	\$ -	\$ -
		State-Disaster Relief	\$ -	\$ -	\$ -	\$ -
		State-Veterans' Affairs	\$ -	\$ -	\$ -	\$ -
		State-Homeowners' Property Tax	\$ -	\$ -	\$ -	\$ -
		State-Public Safety Funds (program)	\$ -	\$ -	\$ -	\$ -
		State- Citizen's Option For Public Safety	\$ -	\$ -	\$ -	\$ -
		State-Other	\$ -	\$ 23,358,757	\$ -	\$ -
<b>Total State</b>			\$ -	\$ 23,358,757	\$ -	\$ -

Fund Name	Financing Source Category	Financing Source Account (Sampling of Financing Source Categories and Accounts Presented, Not All Inclusive)	2013-14 Actual	2014-15 Actual Estimated <input type="checkbox"/>	2015-16 Recommended	2015-16 Adopted by the Board of Supervisors
1	2	3	4	5	6	7
<b>Federal</b>						
		Federal-Public Assistance Administration	\$ -	\$ -	\$ -	\$ -
		Federal-Public Assistance Program	\$ -	\$ -	\$ -	\$ -
		Federal-Health Administration	\$ -	\$ -	\$ -	\$ -
		Federal-Construction	\$ -	\$ -	\$ -	\$ -
		Federal-In-Lieu Taxes	\$ -	\$ -	\$ -	\$ -
		Federal-Other	\$ -	\$ -	\$ -	\$ -
<b>Total Federal</b>			\$ -	\$ -	\$ -	\$ -
<b>Other Governmental Agencies</b>						
		Other Governmental Agencies	\$ -	\$ -	\$ -	\$ -
<b>Total Other Governmental Agencies</b>			\$ -	\$ -	\$ -	\$ -
<b>Total Intergovernmental Revenues</b>			\$ -	\$ 23,358,757	\$ -	\$ -
<b>CHARGES FOR SERVICES</b>						
		Assessment & Tax Collection Fees	\$ -	\$ -	\$ -	\$ -
		Special Assessments	\$ -	\$ -	\$ -	\$ -
		Auditing & Accounting Fees	\$ -	\$ -	\$ -	\$ -
		Adoption Fees	\$ -	\$ -	\$ -	\$ -
		Election Services	\$ -	\$ -	\$ -	\$ -
		Legal Services	\$ -	\$ -	\$ -	\$ -
		Planning/Engineering Services	\$ -	\$ -	\$ -	\$ -
		Agricultural Services	\$ -	\$ -	\$ -	\$ -
		Civil Process Services	\$ -	\$ -	\$ -	\$ -
		Court Fees and Costs	\$ -	\$ -	\$ -	\$ -
		Estate Fees	\$ -	\$ -	\$ -	\$ -
		Humane Services	\$ -	\$ -	\$ -	\$ -
		Law Enforcement Services	\$ -	\$ -	\$ -	\$ -
		Recording Fees	\$ -	\$ -	\$ -	\$ -
		Road and Street Services	\$ -	\$ -	\$ -	\$ -
		Health Fees and Deductions	\$ -	\$ -	\$ -	\$ -
		Mental Health Services	\$ -	\$ -	\$ -	\$ -
		California Children's Services	\$ -	\$ -	\$ -	\$ -
		Institutional Care and Service	\$ -	\$ -	\$ -	\$ -
		Educational Services	\$ -	\$ -	\$ -	\$ -
		Library Services	\$ -	\$ -	\$ -	\$ -
		Parks and Recreation Services	\$ -	\$ -	\$ -	\$ -
		Sanitation Services	\$ -	\$ -	\$ -	\$ -
		Other	\$ -	\$ -	\$ -	\$ -
		Governmental Interfund Revenue	\$ -	\$ -	\$ -	\$ -
		Interfund Revenue	\$ 2,028	\$ -	\$ -	\$ -
<b>Total Charges for Services</b>			\$ 2,028	\$ -	\$ -	\$ -
<b>MISCELLANEOUS REVENUES</b>						
		Other Sales	\$ -	\$ -	\$ -	\$ -
		Miscellaneous	\$ -	\$ 31,966	\$ -	\$ -
<b>Total Miscellaneous Revenues</b>			\$ -	\$ 31,966	\$ -	\$ -
<b>OTHER FINANCING SOURCES</b>						
		Sale of Fixed Assets	\$ -	\$ -	\$ -	\$ -
		Operating Transfers In	\$ 8,582,203	\$ 19,260,361	\$ -	\$ -
		Long Term Debt Proceeds	\$ -	\$ -	\$ -	\$ -
<b>Total Other Financing Sources</b>			\$ 8,582,203	\$ 19,260,361	\$ -	\$ -
<b>TOTAL CAPITAL PROJECTS</b>			\$ 9,889,798	\$ 43,691,829	\$ 1,006,000	\$ 1,006,000

Fund Name	Financing Source Category	Financing Source Account (Sampling of Financing Source Categories and Accounts Presented, Not All Inclusive)	2013-14 Actual	2014-15 Actual Estimated <input type="checkbox"/>	2015-16 Recommended	2015-16 Adopted by the Board of Supervisors
1	2	3	4	5	6	7
<b>REDEVELOPMENT AGENCY</b>						
<b>TAXES</b>						
		Property Taxes - Current Secured	\$ -	\$ -	\$ -	\$ -
		Property Taxes - Current Unsecured	\$ -	\$ -	\$ -	\$ -
		Property Taxes - PY	\$ -	\$ -	\$ -	\$ -
		Property Taxes - Prior Unsecured	\$ -	\$ -	\$ -	\$ -
		Supplemental Property Taxes - Current Unsecured	\$ -	\$ -	\$ -	\$ -
		Supplemental Property Taxes - Prior Unsecured	\$ -	\$ -	\$ -	\$ -
		Sales and Use Taxes	\$ -	\$ -	\$ -	\$ -
		Other Taxes	\$ -	\$ -	\$ -	\$ -
<b>Total Taxes</b>			\$ -	\$ -	\$ -	\$ -
<b>LICENSES, PERMITS AND FRANCHISES</b>						
		Animal Licenses	\$ -	\$ -	\$ -	\$ -
		Business Licenses	\$ -	\$ -	\$ -	\$ -
		Construction Permits	\$ -	\$ -	\$ -	\$ -
		Road Privileges and Permits	\$ -	\$ -	\$ -	\$ -
		Zoning Permits Administration	\$ -	\$ -	\$ -	\$ -
		Franchises	\$ -	\$ -	\$ -	\$ -
		Other Licenses and Permits	\$ -	\$ -	\$ -	\$ -
<b>Total Licenses, Permits and Franchises</b>			\$ -	\$ -	\$ -	\$ -
<b>FINES, FORFEITURES, PENALTIES</b>						
		Vehicle Code Fines	\$ -	\$ -	\$ -	\$ -
		Other Court Fines	\$ -	\$ -	\$ -	\$ -
		Forfeitures and Penalties	\$ -	\$ -	\$ -	\$ -
		Penalties/Costs on Delinquent Taxes	\$ -	\$ -	\$ -	\$ -
<b>Total Fines, Forfeitures, Penalties</b>			\$ -	\$ -	\$ -	\$ -
<b>REVENUE FROM USE OF MONEY AND PROPERTY</b>						
		Interest	\$ -	\$ -	\$ -	\$ -
		Rents and Concessions	\$ -	\$ -	\$ -	\$ -
<b>Total Revenue From Use of Money and Property</b>			\$ -	\$ -	\$ -	\$ -
<b>INTERGOVERNMENTAL REVENUES</b>						
<b>State</b>						
		State-Highway Users Tax	\$ -	\$ -	\$ -	\$ -
		State-Motor Vehicle In-lieu Tax	\$ -	\$ -	\$ -	\$ -
		Other State-in-lieu Taxes	\$ -	\$ -	\$ -	\$ -
		State-Public Assistance Administration	\$ -	\$ -	\$ -	\$ -
		State-Public Assistance Program	\$ -	\$ -	\$ -	\$ -
		State-Health Administration	\$ -	\$ -	\$ -	\$ -
		State-Mental Health	\$ -	\$ -	\$ -	\$ -
		State-Tuberculosis Control	\$ -	\$ -	\$ -	\$ -
		Other State Health	\$ -	\$ -	\$ -	\$ -
		State-Agriculture	\$ -	\$ -	\$ -	\$ -
		State-Construction	\$ -	\$ -	\$ -	\$ -
		State-Disaster Relief	\$ -	\$ -	\$ -	\$ -
		State-Veterans' Affairs	\$ -	\$ -	\$ -	\$ -
		State-Homeowners' Property Tax	\$ -	\$ -	\$ -	\$ -
		State-Public Safety Funds (program)	\$ -	\$ -	\$ -	\$ -
		State-Citizen's Option For Public Safety	\$ -	\$ -	\$ -	\$ -
		State-Other	\$ -	\$ -	\$ -	\$ -
<b>Total State</b>			\$ -	\$ -	\$ -	\$ -

Fund Name	Financing Source Category	Financing Source Account (Sampling of Financing Source Categories and Accounts Presented, Not All Inclusive)	2013-14 Actual	2014-15 Actual Estimated <input type="checkbox"/>	2015-16 Recommended	2015-16 Adopted by the Board of Supervisors
1	2	3	4	5	6	7
<b>Federal</b>						
		Federal-Public Assistance Administration	\$ -	\$ -	\$ -	\$ -
		Federal-Public Assistance Program	\$ -	\$ -	\$ -	\$ -
		Federal-Health Administration	\$ -	\$ -	\$ -	\$ -
		Federal-Construction	\$ -	\$ -	\$ -	\$ -
		Federal-In-Lieu Taxes	\$ -	\$ -	\$ -	\$ -
		Federal-Other	\$ -	\$ -	\$ -	\$ -
<b>Total Federal</b>			\$ -	\$ -	\$ -	\$ -
<b>Other Governmental Agencies</b>						
		Other Governmental Agencies	\$ -	\$ -	\$ -	\$ -
<b>Total Other Governmental Agencies</b>			\$ -	\$ -	\$ -	\$ -
<b>Total Intergovernmental Revenues</b>			\$ -	\$ -	\$ -	\$ -
<b>CHARGES FOR SERVICES</b>						
		Assessment & Tax Collection Fees	\$ -	\$ -	\$ -	\$ -
		Special Assessments	\$ -	\$ -	\$ -	\$ -
		Auditing & Accounting Fees	\$ -	\$ -	\$ -	\$ -
		Adoption Fees	\$ -	\$ -	\$ -	\$ -
		Election Services	\$ -	\$ -	\$ -	\$ -
		Legal Services	\$ -	\$ -	\$ -	\$ -
		Planning/Engineering Services	\$ -	\$ -	\$ -	\$ -
		Agricultural Services	\$ -	\$ -	\$ -	\$ -
		Civil Process Services	\$ -	\$ -	\$ -	\$ -
		Court Fees and Costs	\$ -	\$ -	\$ -	\$ -
		Estate Fees	\$ -	\$ -	\$ -	\$ -
		Humane Services	\$ -	\$ -	\$ -	\$ -
		Law Enforcement Services	\$ -	\$ -	\$ -	\$ -
		Recording Fees	\$ -	\$ -	\$ -	\$ -
		Road and Street Services	\$ -	\$ -	\$ -	\$ -
		Health Fees and Deductions	\$ -	\$ -	\$ -	\$ -
		Mental Health Services	\$ -	\$ -	\$ -	\$ -
		California Children's Services	\$ -	\$ -	\$ -	\$ -
		Institutional Care and Service	\$ -	\$ -	\$ -	\$ -
		Educational Services	\$ -	\$ -	\$ -	\$ -
		Library Services	\$ -	\$ -	\$ -	\$ -
		Parks and Recreation Services	\$ -	\$ -	\$ -	\$ -
		Sanitation Services	\$ -	\$ -	\$ -	\$ -
		Other	\$ -	\$ -	\$ -	\$ -
		Governmental Interfund Revenue	\$ -	\$ -	\$ -	\$ -
		Interfund Revenue	\$ -	\$ -	\$ -	\$ -
<b>Total Charges for Services</b>			\$ -	\$ -	\$ -	\$ -
<b>MISCELLANEOUS REVENUES</b>						
		Other Sales	\$ -	\$ -	\$ -	\$ -
		Miscellaneous	\$ -	\$ -	\$ -	\$ -
<b>Total Miscellaneous Revenues</b>			\$ -	\$ -	\$ -	\$ -
<b>OTHER FINANCING SOURCES</b>						
		Sale of Fixed Assets	\$ -	\$ -	\$ -	\$ -
		Operating Transfers In	\$ -	\$ -	\$ -	\$ -
		Long Term Debt Proceeds	\$ -	\$ -	\$ -	\$ -
<b>Total Other Financing Sources</b>			\$ -	\$ -	\$ -	\$ -
<b>TOTAL REDEVELOPMENT AGENCY</b>			\$ -	\$ -	\$ -	\$ -

Fund Name	Financing Source Category	Financing Source Account (Sampling of Financing Source Categories and Accounts Presented, Not All Inclusive)	2013-14 Actual	2014-15	2015-16 Recommended	2015-16 Adopted by the Board of Supervisors
				Actual Estimated <input type="checkbox"/>		
1	2	3	4	5	6	7
<b>PUBLIC FACILITY FEES</b>						
<b>TAXES</b>						
		Property Taxes - Current Secured	\$ -	\$ -	\$ -	\$ -
		Property Taxes - Current Unsecured	\$ -	\$ -	\$ -	\$ -
		Property Taxes - PY	\$ -	\$ -	\$ -	\$ -
		Property Taxes - Prior Unsecured	\$ -	\$ -	\$ -	\$ -
		Supplemental Property Taxes - Current Unsecured	\$ -	\$ -	\$ -	\$ -
		Supplemental Property Taxes - Prior Unsecured	\$ -	\$ -	\$ -	\$ -
		Sales and Use Taxes	\$ -	\$ -	\$ -	\$ -
		Other Taxes	\$ -	\$ -	\$ -	\$ -
<b>Total Taxes</b>			\$ -	\$ -	\$ -	\$ -
<b>LICENSES, PERMITS AND FRANCHISES</b>						
		Animal Licenses	\$ -	\$ -	\$ -	\$ -
		Business Licenses	\$ -	\$ -	\$ -	\$ -
		Construction Permits	\$ -	\$ -	\$ -	\$ -
		Road Privileges and Permits	\$ -	\$ -	\$ -	\$ -
		Zoning Permits Administration	\$ -	\$ -	\$ -	\$ -
		Franchises	\$ -	\$ -	\$ -	\$ -
		Other Licenses and Permits	\$ -	\$ -	\$ -	\$ -
<b>Total Licenses, Permits and Franchises</b>			\$ -	\$ -	\$ -	\$ -
<b>FINES, FORFEITURES, PENALTIES</b>						
		Vehicle Code Fines	\$ -	\$ -	\$ -	\$ -
		Other Court Fines	\$ -	\$ -	\$ -	\$ -
		Forfeitures and Penalties	\$ -	\$ -	\$ -	\$ -
		Penalties/Costs on Delinquent Taxes	\$ -	\$ -	\$ -	\$ -
<b>Total Fines, Forfeitures, Penalties</b>			\$ -	\$ -	\$ -	\$ -
<b>REVENUE FROM USE OF MONEY AND PROPERTY</b>						
		Interest	\$ 624,788	\$ 380,408	\$ -	\$ -
		Rents and Concessions	\$ -	\$ -	\$ -	\$ -
<b>Total Revenue From Use of Money and Property</b>			\$ 624,788	\$ 380,408	\$ -	\$ -
<b>INTERGOVERNMENTAL REVENUES</b>						
<b>State</b>						
		State-Highway Users Tax	\$ -	\$ -	\$ -	\$ -
		State-Motor Vehicle In-lieu Tax	\$ -	\$ -	\$ -	\$ -
		Other State-in-lieu Taxes	\$ -	\$ -	\$ -	\$ -
		State-Public Assistance Administration	\$ -	\$ -	\$ -	\$ -
		State-Public Assistance Program	\$ -	\$ -	\$ -	\$ -
		State-Health Administration	\$ -	\$ -	\$ -	\$ -
		State-Mental Health	\$ -	\$ -	\$ -	\$ -
		State-Tuberculosis Control	\$ -	\$ -	\$ -	\$ -
		Other State Health	\$ -	\$ -	\$ -	\$ -
		State-Agriculture	\$ -	\$ -	\$ -	\$ -
		State-Construction	\$ -	\$ -	\$ -	\$ -
		State-Disaster Relief	\$ -	\$ -	\$ -	\$ -
		State-Veterans' Affairs	\$ -	\$ -	\$ -	\$ -
		State-Homeowners' Property Tax	\$ -	\$ -	\$ -	\$ -
		State-Public Safety Funds (program)	\$ -	\$ -	\$ -	\$ -
		State-Citizen's Option For Public Safety	\$ -	\$ -	\$ -	\$ -
		State-Other	\$ -	\$ -	\$ -	\$ -
<b>Total State</b>			\$ -	\$ -	\$ -	\$ -

Fund Name	Financing Source Category	Financing Source Account (Sampling of Financing Source Categories and Accounts Presented, Not All Inclusive)	2013-14 Actual	2014-15 Actual Estimated <input type="checkbox"/>	2015-16 Recommended	2015-16 Adopted by the Board of Supervisors
1	2	3	4	5	6	7
<b>Federal</b>						
		Federal-Public Assistance Administration	\$ -	\$ -	\$ -	\$ -
		Federal-Public Assistance Program	\$ -	\$ -	\$ -	\$ -
		Federal-Health Administration	\$ -	\$ -	\$ -	\$ -
		Federal-Construction	\$ -	\$ -	\$ -	\$ -
		Federal-In-Lieu Taxes	\$ -	\$ -	\$ -	\$ -
		Federal-Other	\$ -	\$ -	\$ -	\$ -
<b>Total Federal</b>			\$ -	\$ -	\$ -	\$ -
<b>Other Governmental Agencies</b>						
		Other Governmental Agencies	\$ -	\$ -	\$ -	\$ -
<b>Total Other Governmental Agencies</b>			\$ -	\$ -	\$ -	\$ -
<b>Total Intergovernmental Revenues</b>			\$ -	\$ -	\$ -	\$ -
<b>CHARGES FOR SERVICES</b>						
		Assessment & Tax Collection Fees	\$ -	\$ -	\$ -	\$ -
		Special Assessments	\$ -	\$ -	\$ -	\$ -
		Auditing & Accounting Fees	\$ -	\$ -	\$ -	\$ -
		Adoption Fees	\$ -	\$ -	\$ -	\$ -
		Election Services	\$ -	\$ -	\$ -	\$ -
		Legal Services	\$ -	\$ -	\$ -	\$ -
		Planning/Engineering Services	\$ 2,596,881	\$ 4,942,253	\$ -	\$ -
		Agricultural Services	\$ -	\$ -	\$ -	\$ -
		Civil Process Services	\$ -	\$ -	\$ -	\$ -
		Court Fees and Costs	\$ -	\$ -	\$ -	\$ -
		Estate Fees	\$ -	\$ -	\$ -	\$ -
		Humane Services	\$ -	\$ -	\$ -	\$ -
		Law Enforcement Services	\$ -	\$ -	\$ -	\$ -
		Recording Fees	\$ -	\$ -	\$ -	\$ -
		Road and Street Services	\$ -	\$ -	\$ -	\$ -
		Health Fees and Deductions	\$ -	\$ -	\$ -	\$ -
		Mental Health Services	\$ -	\$ -	\$ -	\$ -
		California Children's Services	\$ -	\$ -	\$ -	\$ -
		Institutional Care and Service	\$ -	\$ -	\$ -	\$ -
		Educational Services	\$ -	\$ -	\$ -	\$ -
		Library Services	\$ -	\$ -	\$ -	\$ -
		Parks and Recreation Services	\$ -	\$ -	\$ -	\$ -
		Sanitation Services	\$ -	\$ -	\$ -	\$ -
		Other	\$ -	\$ -	\$ -	\$ -
		Governmental Interfund Revenue	\$ -	\$ -	\$ -	\$ -
		Interfund Revenue	\$ -	\$ -	\$ -	\$ -
<b>Total Charges for Services</b>			\$ 2,596,881	\$ 4,942,253	\$ -	\$ -
<b>MISCELLANEOUS REVENUES</b>						
		Other Sales	\$ -	\$ -	\$ -	\$ -
		Miscellaneous	\$ 17,922	\$ 29,133	\$ -	\$ -
<b>Total Miscellaneous Revenues</b>			\$ 17,922	\$ 29,133	\$ -	\$ -
<b>OTHER FINANCING SOURCES</b>						
		Sale of Fixed Assets	\$ -	\$ -	\$ -	\$ -
		Operating Transfers In	\$ -	\$ 173,334	\$ -	\$ -
		Long Term Debt Proceeds	\$ -	\$ -	\$ -	\$ -
<b>Total Other Financing Sources</b>			\$ -	\$ 173,334	\$ -	\$ -
<b>TOTAL PUBLIC FACILITY FEES</b>			\$ 3,239,591	\$ 5,525,128	\$ -	\$ -
			V	V	V	V
<b>TOTAL CAPITAL PROJECT FUNDS</b>			\$ 13,129,389	\$ 49,216,957	\$ 1,006,000	\$ 1,006,000

Fund Name	Financing Source Category	Financing Source Account (Sampling of Financing Source Categories and Accounts Presented, Not All Inclusive)	2013-14 Actual	2014-15 Actual Estimated <input type="checkbox"/>	2015-16 Recommended	2015-16 Adopted by the Board of Supervisors
1	2	3	4	5	6	7
<b>DEBT SERVICE FUNDS</b>						
<b>CAPITAL IMPROVEMENTS FINANCE AUTHORITY</b>						
<b>TAXES</b>						
		Property Taxes - Current Secured	\$ -	\$ -	\$ -	\$ -
		Property Taxes - Current Unsecured	\$ -	\$ -	\$ -	\$ -
		Property Taxes - PY	\$ -	\$ -	\$ -	\$ -
		Property Taxes - Prior Unsecured	\$ -	\$ -	\$ -	\$ -
		Supplemental Property Taxes - Current Unsecured	\$ -	\$ -	\$ -	\$ -
		Supplemental Property Taxes - Prior Unsecured	\$ -	\$ -	\$ -	\$ -
		Sales and Use Taxes	\$ -	\$ -	\$ -	\$ -
		Other Taxes	\$ -	\$ -	\$ -	\$ -
<b>Total Taxes</b>			\$ -	\$ -	\$ -	\$ -
<b>LICENSES, PERMITS AND FRANCHISES</b>						
		Animal Licenses	\$ -	\$ -	\$ -	\$ -
		Business Licenses	\$ -	\$ -	\$ -	\$ -
		Construction Permits	\$ -	\$ -	\$ -	\$ -
		Road Privileges and Permits	\$ -	\$ -	\$ -	\$ -
		Zoning Permits Administration	\$ -	\$ -	\$ -	\$ -
		Franchises	\$ -	\$ -	\$ -	\$ -
		Other Licenses and Permits	\$ -	\$ -	\$ -	\$ -
<b>Total Licenses, Permits and Franchises</b>			\$ -	\$ -	\$ -	\$ -
<b>FINES, FORFEITURES, PENALTIES</b>						
		Vehicle Code Fines	\$ -	\$ -	\$ -	\$ -
		Other Court Fines	\$ -	\$ -	\$ -	\$ -
		Forfeitures and Penalties	\$ -	\$ -	\$ -	\$ -
		Penalties/Costs on Delinquent Taxes	\$ -	\$ -	\$ -	\$ -
<b>Total Fines, Forfeitures, Penalties</b>			\$ -	\$ -	\$ -	\$ -
<b>REVENUE FROM USE OF MONEY AND PROPERTY</b>						
		Interest	\$ (195,399)	\$ 390	\$ -	\$ -
		Rents and Concessions	\$ -	\$ -	\$ -	\$ -
<b>Total Revenue From Use of Money and Property</b>			\$ (195,399)	\$ 390	\$ -	\$ -
<b>INTERGOVERNMENTAL REVENUES</b>						
<b>State</b>						
		State-Highway Users Tax	\$ -	\$ -	\$ -	\$ -
		State-Motor Vehicle In-lieu Tax	\$ -	\$ -	\$ -	\$ -
		Other State-in-lieu Taxes	\$ -	\$ -	\$ -	\$ -
		State-Public Assistance Administration	\$ -	\$ -	\$ -	\$ -
		State-Public Assistance Program	\$ -	\$ -	\$ -	\$ -
		State-Health Administration	\$ -	\$ -	\$ -	\$ -
		State-Mental Health	\$ -	\$ -	\$ -	\$ -
		State-Tuberculosis Control	\$ -	\$ -	\$ -	\$ -
		Other State Health	\$ -	\$ -	\$ -	\$ -
		State-Agriculture	\$ -	\$ -	\$ -	\$ -
		State-Construction	\$ -	\$ -	\$ -	\$ -
		State-Disaster Relief	\$ -	\$ -	\$ -	\$ -
		State-Veterans' Affairs	\$ -	\$ -	\$ -	\$ -
		State-Homeowners' Property Tax	\$ -	\$ -	\$ -	\$ -
		State-Public Safety Funds (program)	\$ -	\$ -	\$ -	\$ -
		State- Citizen's Option For Public Safety	\$ -	\$ -	\$ -	\$ -
		State-Other	\$ -	\$ -	\$ -	\$ -
<b>Total State</b>			\$ -	\$ -	\$ -	\$ -

Fund Name	Financing Source Category	Financing Source Account (Sampling of Financing Source Categories and Accounts Presented, Not All Inclusive)	2013-14 Actual	2014-15 Actual Estimated <input type="checkbox"/>	2015-16 Recommended	2015-16 Adopted by the Board of Supervisors
1	2	3	4	5	6	7
<b>Federal</b>						
		Federal-Public Assistance Administration	\$ -	\$ -	\$ -	\$ -
		Federal-Public Assistance Program	\$ -	\$ -	\$ -	\$ -
		Federal-Health Administration	\$ -	\$ -	\$ -	\$ -
		Federal-Construction	\$ -	\$ -	\$ -	\$ -
		Federal-In-Lieu Taxes	\$ -	\$ -	\$ -	\$ -
		Federal-Other	\$ -	\$ -	\$ -	\$ -
<b>Total Federal</b>			\$ -	\$ -	\$ -	\$ -
<b>Other Governmental Agencies</b>						
		Other Governmental Agencies	\$ -	\$ -	\$ -	\$ -
<b>Total Other Governmental Agencies</b>			\$ -	\$ -	\$ -	\$ -
<b>Total Intergovernmental Revenues</b>			\$ -	\$ -	\$ -	\$ -
<b>CHARGES FOR SERVICES</b>						
		Assessment & Tax Collection Fees	\$ -	\$ -	\$ -	\$ -
		Special Assessments	\$ -	\$ -	\$ -	\$ -
		Auditing & Accounting Fees	\$ -	\$ -	\$ -	\$ -
		Adoption Fees	\$ -	\$ -	\$ -	\$ -
		Election Services	\$ -	\$ -	\$ -	\$ -
		Legal Services	\$ -	\$ -	\$ -	\$ -
		Planning/Engineering Services	\$ -	\$ -	\$ -	\$ -
		Agricultural Services	\$ -	\$ -	\$ -	\$ -
		Civil Process Services	\$ -	\$ -	\$ -	\$ -
		Court Fees and Costs	\$ -	\$ -	\$ -	\$ -
		Estate Fees	\$ -	\$ -	\$ -	\$ -
		Humane Services	\$ -	\$ -	\$ -	\$ -
		Law Enforcement Services	\$ -	\$ -	\$ -	\$ -
		Recording Fees	\$ -	\$ -	\$ -	\$ -
		Road and Street Services	\$ -	\$ -	\$ -	\$ -
		Health Fees and Deductions	\$ -	\$ -	\$ -	\$ -
		Mental Health Services	\$ -	\$ -	\$ -	\$ -
		California Children's Services	\$ -	\$ -	\$ -	\$ -
		Institutional Care and Service	\$ -	\$ -	\$ -	\$ -
		Educational Services	\$ -	\$ -	\$ -	\$ -
		Library Services	\$ -	\$ -	\$ -	\$ -
		Parks and Recreation Services	\$ -	\$ -	\$ -	\$ -
		Sanitation Services	\$ -	\$ -	\$ -	\$ -
		Other	\$ -	\$ -	\$ -	\$ -
		Governmental Interfund Revenue	\$ -	\$ -	\$ -	\$ -
		Interfund Revenue	\$ -	\$ -	\$ -	\$ -
<b>Total Charges for Services</b>			\$ -	\$ -	\$ -	\$ -
<b>MISCELLANEOUS REVENUES</b>						
		Other Sales	\$ -	\$ -	\$ -	\$ -
		Miscellaneous	\$ -	\$ -	\$ -	\$ -
<b>Total Miscellaneous Revenues</b>			\$ -	\$ -	\$ -	\$ -
<b>OTHER FINANCING SOURCES</b>						
		Sale of Fixed Assets	\$ -	\$ -	\$ -	\$ -
		Operating Transfers In	\$ 38,069,347	\$ 11,568,524	\$ -	\$ -
		Long Term Debt Proceeds	\$ 19,540,000	\$ -	\$ -	\$ -
<b>Total Other Financing Sources</b>			\$ 57,609,347	\$ 11,568,524	\$ -	\$ -
<b>TOTAL CAPITAL IMPROVEMENTS FINANCE AUTHORITY</b>			\$ 57,609,347	\$ 11,568,524	\$ -	\$ -



Fund Name	Financing Source Category	Financing Source Account <small>(Sampling of Financing Source Categories and Accounts Presented, Not All Inclusive)</small>	2013-14 Actual	2014-15 Actual Estimated <input type="checkbox"/> <input checked="" type="checkbox"/>	2015-16 Recommended	2015-16 Adopted by the Board of Supervisors
1	2	3	4	5	6	7

<b>PENSION OBLIGATION FUND</b>
--------------------------------

<b>TAXES</b>
--------------

Property Taxes - Current Secured	\$	-	\$	-	\$	-
Property Taxes - Current Unsecured	\$	-	\$	-	\$	-
Property Taxes - PY	\$	-	\$	-	\$	-
Property Taxes - Prior Unsecured	\$	-	\$	-	\$	-
Supplemental Property Taxes - Current Unsecured	\$	-	\$	-	\$	-
Supplemental Property Taxes - Prior Unsecured	\$	-	\$	-	\$	-
Sales and Use Taxes	\$	-	\$	-	\$	-
Other Taxes	\$	-	\$	-	\$	-
<b>Total Taxes</b>	\$	-	\$	-	\$	-

<b>LICENSES, PERMITS AND FRANCHISES</b>
---

Animal Licenses	\$	-	\$	-	\$	-
Business Licenses	\$	-	\$	-	\$	-
Construction Permits	\$	-	\$	-	\$	-
Road Privileges and Permits	\$	-	\$	-	\$	-
Zoning Permits Administration	\$	-	\$	-	\$	-
Franchises	\$	-	\$	-	\$	-
Other Licenses and Permits	\$	-	\$	-	\$	-
<b>Total Licenses, Permits and Franchises</b>	\$	-	\$	-	\$	-

<b>FINES, FORFEITURES, PENALTIES</b>
--------------------------------------

Vehicle Code Fines	\$	-	\$	-	\$	-
Other Court Fines	\$	-	\$	-	\$	-
Forfeitures and Penalties	\$	-	\$	-	\$	-
Penalties/Costs on Delinquent Taxes	\$	-	\$	-	\$	-
<b>Total Fines, Forfeitures, Penalties</b>	\$	-	\$	-	\$	-

<b>REVENUE FROM USE OF MONEY AND PROPERTY</b>
---

Interest	\$	(18,628)	\$	1,320	\$	-
Rents and Concessions	\$	-	\$	-	\$	-
<b>Total Revenue From Use of Money and Property</b>	\$	(18,628)	\$	1,320	\$	-

<b>INTERGOVERNMENTAL REVENUES</b>
-----------------------------------

<b>State</b>						
State-Highway Users Tax	\$	-	\$	-	\$	-
State-Motor Vehicle In-lieu Tax	\$	-	\$	-	\$	-
Other State-in-lieu Taxes	\$	-	\$	-	\$	-
State-Public Assistance Administration	\$	-	\$	-	\$	-
State-Public Assistance Program	\$	-	\$	-	\$	-
State-Health Administration	\$	-	\$	-	\$	-
State-Mental Health	\$	-	\$	-	\$	-
State-Tuberculosis Control	\$	-	\$	-	\$	-
Other State Health	\$	-	\$	-	\$	-
State-Agriculture	\$	-	\$	-	\$	-
State-Construction	\$	-	\$	-	\$	-
State-Disaster Relief	\$	-	\$	-	\$	-
State-Veterans' Affairs	\$	-	\$	-	\$	-
State-Homeowners' Property Tax	\$	-	\$	-	\$	-
State-Public Safety Funds (program)	\$	-	\$	-	\$	-
State-Citizen's Option For Public Safety	\$	-	\$	-	\$	-
State-Other	\$	-	\$	-	\$	-
<b>Total State</b>	\$	-	\$	-	\$	-

Fund Name	Financing Source Category	Financing Source Account (Sampling of Financing Source Categories and Accounts Presented, Not All Inclusive)	2013-14 Actual	2014-15 Actual Estimated <input type="checkbox"/>	2015-16 Recommended	2015-16 Adopted by the Board of Supervisors
1	2	3	4	5	6	7
<b>Federal</b>						
		Federal-Public Assistance Administration	\$ -	\$ -	\$ -	\$ -
		Federal-Public Assistance Program	\$ -	\$ -	\$ -	\$ -
		Federal-Health Administration	\$ -	\$ -	\$ -	\$ -
		Federal-Construction	\$ -	\$ -	\$ -	\$ -
		Federal-In-Lieu Taxes	\$ -	\$ -	\$ -	\$ -
		Federal-Other	\$ -	\$ -	\$ -	\$ -
<b>Total Federal</b>			\$ -	\$ -	\$ -	\$ -
<b>Other Governmental Agencies</b>						
		Other Governmental Agencies	\$ (297,561)	\$ -	\$ -	\$ -
<b>Total Other Governmental Agencies</b>			\$ (297,561)	\$ -	\$ -	\$ -
<b>Total Intergovernmental Revenues</b>			\$ (297,561)	\$ -	\$ -	\$ -
<b>CHARGES FOR SERVICES</b>						
		Assessment & Tax Collection Fees	\$ -	\$ -	\$ -	\$ -
		Special Assessments	\$ -	\$ -	\$ -	\$ -
		Auditing & Accounting Fees	\$ -	\$ -	\$ -	\$ -
		Adoption Fees	\$ -	\$ -	\$ -	\$ -
		Election Services	\$ -	\$ -	\$ -	\$ -
		Legal Services	\$ -	\$ -	\$ -	\$ -
		Planning/Engineering Services	\$ -	\$ -	\$ -	\$ -
		Agricultural Services	\$ -	\$ -	\$ -	\$ -
		Civil Process Services	\$ -	\$ -	\$ -	\$ -
		Court Fees and Costs	\$ -	\$ -	\$ -	\$ -
		Estate Fees	\$ -	\$ -	\$ -	\$ -
		Humane Services	\$ -	\$ -	\$ -	\$ -
		Law Enforcement Services	\$ -	\$ -	\$ -	\$ -
		Recording Fees	\$ -	\$ -	\$ -	\$ -
		Road and Street Services	\$ -	\$ -	\$ -	\$ -
		Health Fees and Deductions	\$ -	\$ -	\$ -	\$ -
		Mental Health Services	\$ -	\$ -	\$ -	\$ -
		California Children's Services	\$ -	\$ -	\$ -	\$ -
		Institutional Care and Service	\$ -	\$ -	\$ -	\$ -
		Educational Services	\$ -	\$ -	\$ -	\$ -
		Library Services	\$ -	\$ -	\$ -	\$ -
		Parks and Recreation Services	\$ -	\$ -	\$ -	\$ -
		Sanitation Services	\$ -	\$ -	\$ -	\$ -
		Other	\$ 876,931	\$ -	\$ -	\$ -
		Governmental Interfund Revenue	\$ -	\$ -	\$ -	\$ -
		Interfund Revenue	\$ 301,243	\$ (240,213)	\$ -	\$ -
<b>Total Charges for Services</b>			\$ 1,178,174	\$ (240,213)	\$ -	\$ -
<b>MISCELLANEOUS REVENUES</b>						
		Other Sales	\$ -	\$ -	\$ -	\$ -
		Miscellaneous	\$ -	\$ -	\$ -	\$ -
<b>Total Miscellaneous Revenues</b>			\$ -	\$ -	\$ -	\$ -
<b>OTHER FINANCING SOURCES</b>						
		Sale of Fixed Assets	\$ -	\$ -	\$ -	\$ -
		Operating Transfers In	\$ 10,823,430	\$ -	\$ -	\$ -
		Long Term Debt Proceeds	\$ -	\$ -	\$ -	\$ -
<b>Total Other Financing Sources</b>			\$ 10,823,430	\$ -	\$ -	\$ -
<b>TOTAL PENSION OBLIGATION FUND</b>			\$ 11,685,415	\$ (238,893)	\$ -	\$ -

Fund Name	Financing Source Category	Financing Source Account <small>(Sampling of Financing Source Categories and Accounts Presented, Not All Inclusive)</small>	2013-14 Actual	2014-15 Actual Estimated <input type="checkbox"/> <input checked="" type="checkbox"/>	2015-16 Recommended	2015-16 Adopted by the Board of Supervisors
1	2	3	4	5	6	7

**STANISLAUS COUNTY TOBACCO FUNDING CORP**

TAXES							
Property Taxes - Current Secured	\$	-	-				
Property Taxes - Current Unsecured	\$	-	-				
Property Taxes - PY	\$	-	-				
Property Taxes - Prior Unsecured	\$	-	-				
Supplemental Property Taxes - Current Unsecured	\$	-	-				
Supplemental Property Taxes - Prior Unsecured	\$	-	-				
Sales and Use Taxes	\$	-	-				
Other Taxes	\$	-	-				
<table style="width: 100%; border-collapse: collapse;"> <tr> <td style="text-align: right;"><b>Total Taxes</b></td> <td style="text-align: right;"><b>\$</b></td> <td style="text-align: right;"><b>-</b></td> <td style="text-align: right;"><b>-</b></td> </tr> </table>				<b>Total Taxes</b>	<b>\$</b>	<b>-</b>	<b>-</b>
<b>Total Taxes</b>	<b>\$</b>	<b>-</b>	<b>-</b>				

LICENSES, PERMITS AND FRANCHISES							
Animal Licenses	\$	-	-				
Business Licenses	\$	-	-				
Construction Permits	\$	-	-				
Road Privileges and Permits	\$	-	-				
Zoning Permits Administration	\$	-	-				
Franchises	\$	-	-				
Other Licenses and Permits	\$	-	-				
<table style="width: 100%; border-collapse: collapse;"> <tr> <td style="text-align: right;"><b>Total Licenses, Permits and Franchises</b></td> <td style="text-align: right;"><b>\$</b></td> <td style="text-align: right;"><b>-</b></td> <td style="text-align: right;"><b>-</b></td> </tr> </table>				<b>Total Licenses, Permits and Franchises</b>	<b>\$</b>	<b>-</b>	<b>-</b>
<b>Total Licenses, Permits and Franchises</b>	<b>\$</b>	<b>-</b>	<b>-</b>				

FINES, FORFEITURES, PENALTIES							
Vehicle Code Fines	\$	-	-				
Other Court Fines	\$	-	-				
Forfeitures and Penalties	\$	-	-				
Penalties/Costs on Delinquent Taxes	\$	-	-				
<table style="width: 100%; border-collapse: collapse;"> <tr> <td style="text-align: right;"><b>Total Fines, Forfeitures, Penalties</b></td> <td style="text-align: right;"><b>\$</b></td> <td style="text-align: right;"><b>-</b></td> <td style="text-align: right;"><b>-</b></td> </tr> </table>				<b>Total Fines, Forfeitures, Penalties</b>	<b>\$</b>	<b>-</b>	<b>-</b>
<b>Total Fines, Forfeitures, Penalties</b>	<b>\$</b>	<b>-</b>	<b>-</b>				

REVENUE FROM USE OF MONEY AND PROPERTY							
Interest	\$	408,423	308,690				
Rents and Concessions	\$	-	-				
<table style="width: 100%; border-collapse: collapse;"> <tr> <td style="text-align: right;"><b>Total Revenue From Use of Money and Property</b></td> <td style="text-align: right;"><b>\$</b></td> <td style="text-align: right;"><b>408,423</b></td> <td style="text-align: right;"><b>308,690</b></td> </tr> </table>				<b>Total Revenue From Use of Money and Property</b>	<b>\$</b>	<b>408,423</b>	<b>308,690</b>
<b>Total Revenue From Use of Money and Property</b>	<b>\$</b>	<b>408,423</b>	<b>308,690</b>				

INTERGOVERNMENTAL REVENUES							
State							
State-Highway Users Tax	\$	-	-				
State-Motor Vehicle In-lieu Tax	\$	-	-				
Other State-in-lieu Taxes	\$	-	-				
State-Public Assistance Administration	\$	-	-				
State-Public Assistance Program	\$	-	-				
State-Health Administration	\$	-	-				
State-Mental Health	\$	-	-				
State-Tuberculosis Control	\$	-	-				
Other State Health	\$	-	-				
State-Agriculture	\$	-	-				
State-Construction	\$	-	-				
State-Disaster Relief	\$	-	-				
State-Veterans' Affairs	\$	-	-				
State-Homeowners' Property Tax	\$	-	-				
State-Public Safety Funds (program)	\$	-	-				
State- Citizen's Option For Public Safety	\$	-	-				
State-Other	\$	-	-				
<table style="width: 100%; border-collapse: collapse;"> <tr> <td style="text-align: right;"><b>Total State</b></td> <td style="text-align: right;"><b>\$</b></td> <td style="text-align: right;"><b>-</b></td> <td style="text-align: right;"><b>-</b></td> </tr> </table>				<b>Total State</b>	<b>\$</b>	<b>-</b>	<b>-</b>
<b>Total State</b>	<b>\$</b>	<b>-</b>	<b>-</b>				

Fund Name	Financing Source Category	Financing Source Account (Sampling of Financing Source Categories and Accounts Presented, Not All Inclusive)	2013-14 Actual	2014-15 Actual Estimated <input type="checkbox"/>	2015-16 Recommended	2015-16 Adopted by the Board of Supervisors
1	2	3	4	5	6	7
<b>Federal</b>						
		Federal-Public Assistance Administration	\$ -	\$ -	\$ -	\$ -
		Federal-Public Assistance Program	\$ -	\$ -	\$ -	\$ -
		Federal-Health Administration	\$ -	\$ -	\$ -	\$ -
		Federal-Construction	\$ -	\$ -	\$ -	\$ -
		Federal-In-Lieu Taxes	\$ -	\$ -	\$ -	\$ -
		Federal-Other	\$ -	\$ -	\$ -	\$ -
<b>Total Federal</b>			\$ -	\$ -	\$ -	\$ -
<b>Other Governmental Agencies</b>						
		Other Governmental Agencies	\$ -	\$ -	\$ -	\$ -
<b>Total Other Governmental Agencies</b>			\$ -	\$ -	\$ -	\$ -
<b>Total Intergovernmental Revenues</b>			\$ -	\$ -	\$ -	\$ -
<b>CHARGES FOR SERVICES</b>						
		Assessment & Tax Collection Fees	\$ -	\$ -	\$ -	\$ -
		Special Assessments	\$ -	\$ -	\$ -	\$ -
		Auditing & Accounting Fees	\$ -	\$ -	\$ -	\$ -
		Adoption Fees	\$ -	\$ -	\$ -	\$ -
		Election Services	\$ -	\$ -	\$ -	\$ -
		Legal Services	\$ -	\$ -	\$ -	\$ -
		Planning/Engineering Services	\$ -	\$ -	\$ -	\$ -
		Agricultural Services	\$ -	\$ -	\$ -	\$ -
		Civil Process Services	\$ -	\$ -	\$ -	\$ -
		Court Fees and Costs	\$ -	\$ -	\$ -	\$ -
		Estate Fees	\$ -	\$ -	\$ -	\$ -
		Humane Services	\$ -	\$ -	\$ -	\$ -
		Law Enforcement Services	\$ -	\$ -	\$ -	\$ -
		Recording Fees	\$ -	\$ -	\$ -	\$ -
		Road and Street Services	\$ -	\$ -	\$ -	\$ -
		Health Fees and Deductions	\$ -	\$ -	\$ -	\$ -
		Mental Health Services	\$ -	\$ -	\$ -	\$ -
		California Children's Services	\$ -	\$ -	\$ -	\$ -
		Institutional Care and Service	\$ -	\$ -	\$ -	\$ -
		Educational Services	\$ -	\$ -	\$ -	\$ -
		Library Services	\$ -	\$ -	\$ -	\$ -
		Parks and Recreation Services	\$ -	\$ -	\$ -	\$ -
		Sanitation Services	\$ -	\$ -	\$ -	\$ -
		Other	\$ -	\$ -	\$ -	\$ -
		Governmental Interfund Revenue	\$ -	\$ -	\$ -	\$ -
		Interfund Revenue	\$ -	\$ -	\$ -	\$ -
<b>Total Charges for Services</b>			\$ -	\$ -	\$ -	\$ -
<b>MISCELLANEOUS REVENUES</b>						
		Other Sales	\$ -	\$ -	\$ -	\$ -
		Miscellaneous	\$ 4,592,199	\$ 5,969,212	\$ -	\$ -
<b>Total Miscellaneous Revenues</b>			\$ 4,592,199	\$ 5,969,212	\$ -	\$ -
<b>OTHER FINANCING SOURCES</b>						
		Sale of Fixed Assets	\$ -	\$ -	\$ -	\$ -
		Operating Transfers In	\$ -	\$ -	\$ -	\$ -
		Long Term Debt Proceeds	\$ -	\$ -	\$ -	\$ -
<b>Total Other Financing Sources</b>			\$ -	\$ -	\$ -	\$ -
<b>TOTAL STANISLAUS COUNTY TOBACCO FUNDING CORP</b>			\$ 5,000,622	\$ 6,277,902	\$ -	\$ -
			\$ -	\$ -	\$ -	\$ -
			\$ -	\$ -	\$ -	\$ -
<b>TOTAL DEBT SERVICE FUNDS FINANCING SOURCES</b>			\$ 74,099,985	\$ 17,607,923	\$ -	\$ -
<b>TOTAL ALL FUNDS</b>			\$ 883,449,832	\$ 896,438,759	\$ 893,184,603	\$ 893,184,603
Total All Funds Transferred To			SCH 5, COL 2	SCH 5, COL 3	SCH 5, COL 4	SCH 5, COL 5

State Controller Schedules		Stanislaus County			Schedule 7	
County Budget Act August 2015		Summary of Financing Uses by Function and Fund Governmental Funds Fiscal Year 2015-16				
Description	2013-14 Actual	2014-15 Actual <input type="checkbox"/> Estimated <input checked="" type="checkbox"/>	2015-16 Recommended	2015-16 Adopted by the Board of Supervisors		
1	2	3	4	5		
<b>Summarization by Function</b>						
General	\$ 68,377,458	\$ 95,379,502	\$ 77,929,732	\$ 77,929,732		
Public Protection	214,301,699	252,302,417	233,782,839	233,782,839		
Public Ways & Facilities	42,043,822	58,418,578	71,335,533	71,335,533		
Health & Sanitation	147,154,935	127,712,036	154,607,279	154,607,279		
Public Assistance	297,755,542	311,693,158	349,174,732	349,174,732		
Education	9,174,620	9,509,756	11,759,192	11,759,192		
Recreation	6,478,308	6,660,773	6,926,285	6,926,285		
Debt Service	93,190,338	28,546,022	12,225,810	12,225,810		
<b>Total Financing Uses by Function</b>	<b>\$ 878,476,722</b>	<b>\$ 890,222,242</b>	<b>\$ 917,741,402</b>	<b>\$ 917,741,402</b>		
<b>Appropriations for Contingencies</b>						
General Fund	\$ -	\$ -	\$ 11,500,466	\$ 11,500,466		
Mental Health	-	-	-	-		
<b>Total Appropriations for Contingencies</b>	<b>\$ -</b>	<b>\$ -</b>	<b>\$ 11,500,466</b>	<b>\$ 11,500,466</b>		
<b>Subtotal Financing Uses</b>	<b>\$ 878,476,722</b>	<b>\$ 890,222,242</b>	<b>\$ 929,241,868</b>	<b>\$ 929,241,868</b>		
<b>Provisions for Reserves and Designations</b>						
General Fund	\$ -	\$ -	\$ -	\$ -		
Capital Project Funds	-	-	-	-		
Debt Service Funds	-	-	-	-		
<b>Total Reserves and Designations</b>	<b>\$ -</b>	<b>\$ -</b>	<b>\$ -</b>	<b>\$ -</b>		
<b>Total Financing Uses</b>	<b>\$ 878,476,722</b>	<b>\$ 890,222,242</b>	<b>\$ 929,241,868</b>	<b>\$ 929,241,868</b>		
<b>Summarization by Fund</b>						
General Fund	\$ 241,260,695	\$ 269,878,646	\$ 278,921,910	\$ 278,921,910		
Special Revenue Funds	539,792,300	545,086,607	648,779,448	648,779,448		
Capital Project Funds	20,053,867	58,823,377	1,540,510	1,540,510		
Debt Service Funds	77,369,857	16,433,615	0	0		
<b>Total Financing Uses</b>	<b>\$ 878,476,719</b>	<b>\$ 890,222,245</b>	<b>\$ 929,241,868</b>	<b>\$ 929,241,868</b>		

State Controller Schedules		Stanislaus County			Schedule 8	
County Budget Act August 2015		Detail of Financing Uses by Function, Activity and Budget Unit Governmental Funds Fiscal Year 2015-16				
Function, Activity and Budget Unit	2013-14 Actual	2014-15 Actual Estimated	<input type="checkbox"/> <input checked="" type="checkbox"/>	2015-16 Recommended	2015-16 Adopted by the Board of Supervisors	
1	2	3	D	4	5	
<b>General</b>						
Legislative and Administrative	\$ 5,886,474	\$ 6,225,348		\$ 8,730,508	\$ 8,730,508	
Finance	\$ 11,745,424	\$ 12,241,582		\$ 13,699,543	\$ 13,699,543	
Personnel	\$ -	\$ -		\$ -	\$ -	
Counsel	\$ 2,231,100	\$ 2,385,648		\$ 2,452,542	\$ 2,452,542	
Elections	\$ 2,424,172	\$ 1,855,976		\$ 3,943,898	\$ 3,943,898	
Property Management	\$ 790,748	\$ 5,421,208		\$ 4,214,228	\$ 4,214,228	
Plant Acquisition	\$ 5,199,325	\$ 2,197,258		\$ 3,352,535	\$ 3,352,535	
Promotion	\$ 219,364	\$ 120,334		\$ 1,653,440	\$ 1,653,440	
Other General	\$ 39,880,851	\$ 64,932,148		\$ 51,383,504	\$ 51,383,504	
<b>Total General</b>	<b>\$ 68,377,458</b>	<b>\$ 95,379,502</b>		<b>\$ 89,430,198</b>	<b>\$ 89,430,198</b>	
<b>Public Protection</b>						
Judicial	\$ 46,120,286	\$ 47,645,663		\$ 51,998,958	\$ 51,998,958	
Police Protection	\$ 47,141,634	\$ 51,562,921		\$ 56,298,371	\$ 56,298,371	
Detention and Correction	\$ 88,262,146	\$ 123,156,855		\$ 87,435,919	\$ 87,435,919	
Fire Protection	\$ 1,884,993	\$ 1,093,060		\$ 1,499,988	\$ 1,499,988	
Protection Inspection	\$ 5,740,616	\$ 6,391,662		\$ 8,261,790	\$ 8,261,790	
Other Protection	\$ 25,152,024	\$ 22,452,256		\$ 28,287,813	\$ 28,287,813	
<b>Total Public Protection</b>	<b>\$ 214,301,699</b>	<b>\$ 252,302,417</b>		<b>\$ 233,782,839</b>	<b>\$ 233,782,839</b>	
<b>Public Ways &amp; Facilities</b>						
Public Ways	\$ 41,484,926	\$ 57,850,268		\$ 70,922,739	\$ 70,922,739	
Transportation Terminal	\$ 558,896	\$ 568,310		\$ 412,794	\$ 412,794	
<b>Total Public Ways &amp; Facilities</b>	<b>\$ 42,043,822</b>	<b>\$ 58,418,578</b>		<b>\$ 71,335,533</b>	<b>\$ 71,335,533</b>	
<b>Health and Sanitation</b>						
Health	\$ 147,154,935	\$ 127,712,036		\$ 154,607,279	\$ 154,607,279	
Hospital Care						
California Childrens Services						
Sanitation						
<b>Total Health and Sanitation</b>	<b>\$ 147,154,935</b>	<b>\$ 127,712,036</b>		<b>\$ 154,607,279</b>	<b>\$ 154,607,279</b>	

State Controller Schedules		Stanislaus County			Schedule 8	
County Budget Act August 2015		Detail of Financing Uses by Function, Activity and Budget Unit Governmental Funds Fiscal Year 2015-16				
Function, Activity and Budget Unit	2013-14 Actual	2014-15 Actual Estimated	<input type="checkbox"/> <input checked="" type="checkbox"/>	2015-16 Recommended	2015-16 Adopted by the Board of Supervisors	
1	2	3	D	4	5	
<b>Public Assistance</b>						
Administration	\$ 180,850,104	\$ 191,616,841	\$	\$ 218,288,108	\$	218,288,108
Aid Payments	\$ 96,407,665	\$ 99,086,880	\$	\$ 106,081,112	\$	106,081,112
General Relief	\$ 523,094	\$ 572,783	\$	\$ 670,128	\$	670,128
Veterans' Services	\$ 372,046	\$ 437,489	\$	\$ 554,142	\$	554,142
Other Assistance	\$ 19,602,633	\$ 19,979,165	\$	\$ 23,581,242	\$	23,581,242
<b>Total Public Assistance</b>	<b>\$ 297,755,542</b>	<b>\$ 311,693,158</b>	<b>\$</b>	<b>\$ 349,174,732</b>	<b>\$</b>	<b>349,174,732</b>
<b>Education</b>						
School Administration	\$ -	\$ -	\$	\$ -	\$	-
Library Services	\$ 8,804,116	\$ 9,072,942	\$	\$ 11,267,516	\$	11,267,516
Agricultural Education	\$ 370,504	\$ 436,814	\$	\$ 491,676	\$	491,676
Other Education	\$ -	\$ -	\$	\$ -	\$	-
<b>Total Education</b>	<b>\$ 9,174,620</b>	<b>\$ 9,509,756</b>	<b>\$</b>	<b>\$ 11,759,192</b>	<b>\$</b>	<b>11,759,192</b>
<b>Recreation and Cultural Services</b>						
Recreation Facilities	\$ 6,478,308	\$ 6,660,773	\$	\$ 6,926,285	\$	6,926,285
<b>Total Recreation and Cultural Services</b>	<b>\$ 6,478,308</b>	<b>\$ 6,660,773</b>	<b>\$</b>	<b>\$ 6,926,285</b>	<b>\$</b>	<b>6,926,285</b>
<b>Debt Service</b>						
Retirement of Long-Term Debt	\$ 93,190,338	\$ 28,546,022	\$	\$ 12,225,810	\$	12,225,810
Interest on Notes and Warrants						
<b>Total Debt Service</b>	<b>\$ 93,190,338</b>	<b>\$ 28,546,022</b>	<b>\$</b>	<b>\$ 12,225,810</b>	<b>\$</b>	<b>12,225,810</b>
<b>Grand Total Financing Uses by Function</b>						
	<b>\$ 878,476,722</b>	<b>\$ 890,222,242</b>	<b>\$</b>	<b>\$ 929,241,868</b>	<b>\$</b>	<b>929,241,868</b>
Total Financing Uses by Function Transferred To	SCH 7, COL 2	SCH 7, COL 3		SCH 7, COL 4		SCH 7, COL 5

State Controller Schedules County Budget Act August 2015	Stanislaus County Operation of Internal Service Fund Fiscal Year 2015-16			Schedule 10	
				Fund Title Service Activity	GSA Central Services Central Services
Operating Detail	2013-14 Actual	2014-15 Actual	2015-16 Recommended	2015-16 Adopted by the Board of Supervisors	
1	2	3	4	5	
<b>Operating Revenues</b>					
TAXES	\$ -	\$ -	\$ -	\$ -	-
LICENSES, PERMITS AND FRANCHISES	\$ -	\$ -	\$ -	\$ -	-
FINES, FORFEITURES, PENALTIES	\$ -	\$ -	\$ -	\$ -	-
INTERGOVERNMENTAL REVENUES - STATE	\$ -	\$ -	\$ -	\$ -	-
INTERGOVERNMENTAL REVENUES - FED	\$ -	\$ -	\$ -	\$ -	-
OTHER GOVERNMENTAL AGENCIES	\$ -	\$ -	\$ -	\$ -	-
CHARGES FOR SERVICES	\$ 1,067,979	\$ 1,153,494	\$ 1,290,350	\$ 1,290,350	1,290,350
LT Debt Proceeds, Cap Lse Proceeds	\$ -	\$ -	\$ -	\$ -	-
SPECIAL ITEMS	\$ -	\$ -	\$ -	\$ -	-
<b>Total Operating Revenues</b>	<b>\$ 1,067,979</b>	<b>\$ 1,153,494</b>	<b>\$ 1,290,350</b>	<b>\$ 1,290,350</b>	<b>1,290,350</b>
<b>Operating Expenses</b>					
SALARIES & EMPLOYEE BENEFITS	\$ 717,375	\$ 731,824	\$ 927,762	\$ 927,762	927,762
SERVICES & SUPPLIES	\$ 73,546	\$ 86,171	\$ 95,379	\$ 95,379	95,379
OTHER CHARGES less Interest Exp	\$ 245,080	\$ 248,975	\$ 266,148	\$ 266,148	266,148
FIXED ASSETS	\$ -	\$ -	\$ -	\$ -	-
OP TRSFERS excl Operating trsfers out	\$ -	\$ -	\$ -	\$ -	-
INTRAFUND TRANSFERS	\$ -	\$ -	\$ -	\$ -	-
APPROPRIATION FOR CONTINGENCIE	\$ -	\$ -	\$ -	\$ -	-
<b>Total Operating Expenses</b>	<b>\$ 1,036,001</b>	<b>\$ 1,066,970</b>	<b>\$ 1,289,289</b>	<b>\$ 1,289,289</b>	<b>1,289,289</b>
<b>Operating Income (Loss)</b>	<b>\$ 31,978</b>	<b>\$ 86,524</b>	<b>\$ 1,061</b>	<b>\$ 1,061</b>	<b>1,061</b>
<b>Non-Operating Revenues (Expenses)</b>					
Interest/Investment Income and/or Gain	\$ 80	\$ 203	\$ -	\$ -	-
Interest/Investment (Expense) and/or (Loss)	\$ (31)	\$ -	\$ (1,061)	\$ (1,061)	(1,061)
Gain or Loss on Sale of Capital Assets	\$ -	\$ 1,106	\$ -	\$ -	-
<b>Total Non-Operating Revenues (Expenses)</b>	<b>\$ 49</b>	<b>\$ 1,309</b>	<b>\$ (1,061)</b>	<b>\$ (1,061)</b>	<b>(1,061)</b>
<b>Income Before Capital Contributions and Transfers</b>	<b>\$ 32,027</b>	<b>\$ 87,833</b>	<b>\$ -</b>	<b>\$ -</b>	<b>-</b>
Capital Contributions - Grant, extraordinary items, etc.	\$ -	\$ -	\$ -	\$ -	-
Transfers-In/(Out)	\$ (21,455)	\$ -	\$ -	\$ -	-
<b>Change in Net Assets</b>	<b>\$ 10,572</b>	<b>\$ 87,833</b>	<b>\$ -</b>	<b>\$ -</b>	<b>-</b>
Net Assets - Beginning Balance	\$ 89,356	\$ 99,927	\$ 187,760	\$ 187,760	187,760
Net Assets - Ending Balance	99,927	187,760	187,760	187,760	187,760
Revenues Tie To				SCH 1, COL 4	
Expenses Tie To				SCH 1, COL 6	



State Controller Schedules County Budget Act August 2015	Stanislaus County Operation of Internal Service Fund Fiscal Year 2015-16			Schedule 10	
				Fund Title Service Activity	SBT Communications Communications
Operating Detail	2013-14 Actual	2014-15 Actual	2015-16 Recommended	2015-16 Adopted by the Board of Supervisors	
1	2	3	4	5	
<b>Operating Revenues</b>					
TAXES	\$ -	\$ -	\$ -	\$ -	-
LICENSES, PERMITS AND FRANCHISES	\$ -	\$ -	\$ -	\$ -	-
FINES, FORFEITURES, PENALTIES	\$ -	\$ -	\$ -	\$ -	-
INTERGOVERNMENTAL REVENUES - STATE	\$ -	\$ -	\$ -	\$ -	-
INTERGOVERNMENTAL REVENUES - FED	\$ -	\$ -	\$ -	\$ -	-
OTHER GOVERNMENTAL AGENCIES	\$ -	\$ -	\$ -	\$ -	-
CHARGES FOR SERVICES	\$ 825,503	\$ 847,912	\$ 860,359	\$ 860,359	860,359
LT Debt Proceeds, Cap Lse Proceeds	\$ -	\$ -	\$ -	\$ -	-
SPECIAL ITEMS	\$ -	\$ -	\$ -	\$ -	-
<b>Total Operating Revenues</b>	<b>\$ 825,503</b>	<b>\$ 847,912</b>	<b>\$ 860,359</b>	<b>\$ 860,359</b>	<b>860,359</b>
<b>Operating Expenses</b>					
SALARIES & EMPLOYEE BENEFITS	\$ 255,902	\$ 241,772	\$ 282,439	\$ 282,439	282,439
SERVICES & SUPPLIES	\$ 415,323	\$ 354,132	\$ 521,369	\$ 521,369	521,369
OTHER CHARGES less Interest Exp	\$ 182,418	\$ 189,560	\$ 218,306	\$ 218,306	218,306
FIXED ASSETS	\$ 2,000	\$ (200,670)	\$ 90,000	\$ 90,000	90,000
OP TRSFERS excl Operating trsfers out	\$ -	\$ -	\$ -	\$ -	-
INTRAFUND TRANSFERS	\$ -	\$ -	\$ -	\$ -	-
APPROPRIATION FOR CONTINGENCIE	\$ -	\$ -	\$ -	\$ -	-
<b>Total Operating Expenses</b>	<b>\$ 855,643</b>	<b>\$ 584,794</b>	<b>\$ 1,112,114</b>	<b>\$ 1,112,114</b>	<b>1,112,114</b>
<b>Operating Income (Loss)</b>	<b>\$ (30,140)</b>	<b>\$ 263,118</b>	<b>\$ (251,755)</b>	<b>\$ (251,755)</b>	<b>(251,755)</b>
<b>Non-Operating Revenues (Expenses)</b>					
Interest/Investment Income and/or Gain	\$ -	\$ -	\$ -	\$ -	-
Interest/Investment (Expense) and/or (Loss)	\$ -	\$ -	\$ -	\$ -	-
Gain or Loss on Sale of Capital Assets	\$ -	\$ (3,767)	\$ -	\$ -	-
<b>Total Non-Operating Revenues (Expenses)</b>	<b>\$ -</b>	<b>\$ (3,767)</b>	<b>\$ -</b>	<b>\$ -</b>	<b>-</b>
<b>Income Before Capital Contributions and Transfers</b>	<b>\$ (30,140)</b>	<b>\$ 259,351</b>	<b>\$ (251,755)</b>	<b>\$ (251,755)</b>	<b>(251,755)</b>
Capital Contributions - Grant, extraordinary items, etc.	\$ -	\$ -	\$ -	\$ -	-
Transfers-In/(Out)	\$ (8,070)	\$ -	\$ -	\$ -	-
<b>Change in Net Assets</b>	<b>\$ (38,210)</b>	<b>\$ 259,351</b>	<b>\$ (251,755)</b>	<b>\$ (251,755)</b>	<b>(251,755)</b>
Net Assets - Beginning Balance	\$ 847,410	\$ 809,200	\$ 1,068,551	\$ 1,068,551	1,068,551
Net Assets - Ending Balance	\$ 809,200	\$ 1,068,551	\$ 816,796	\$ 816,796	816,796
Revenues Tie To				SCH 1, COL 4	
Expenses Tie To				SCH 1, COL 6	

State Controller Schedules County Budget Act August 2015	Stanislaus County Operation of Internal Service Fund Fiscal Year 2015-16			Schedule 10	
				Fund Title Service Activity	GSA Fleet Services Fleet Services
Operating Detail	2013-14 Actual	2014-15 Actual	2015-16 Recommended	2015-16 Adopted by the Board of Supervisors	
1	2	3	4	5	
<b>Operating Revenues</b>					
TAXES	\$ -	\$ -	\$ -	\$ -	-
LICENSES, PERMITS AND FRANCHISES	\$ -	\$ -	\$ -	\$ -	-
FINES, FORFEITURES, PENALTIES	\$ -	\$ -	\$ -	\$ -	-
INTERGOVERNMENTAL REVENUES - STATE	\$ -	\$ -	\$ -	\$ -	-
INTERGOVERNMENTAL REVENUES - FED	\$ -	\$ -	\$ -	\$ -	-
OTHER GOVERNMENTAL AGENCIES	\$ -	\$ -	\$ -	\$ -	-
CHARGES FOR SERVICES	\$ 2,641,687	\$ 2,826,230	\$ 2,790,626	\$ 2,790,626	2,790,626
LT Debt Proceeds, Cap Lse Proceeds	\$ -	\$ -	\$ -	\$ -	-
SPECIAL ITEMS	\$ -	\$ -	\$ -	\$ -	-
<b>Total Operating Revenues</b>	<b>\$ 2,641,687</b>	<b>\$ 2,826,230</b>	<b>\$ 2,790,626</b>	<b>\$ 2,790,626</b>	<b>2,790,626</b>
<b>Operating Expenses</b>					
SALARIES & EMPLOYEE BENEFITS	\$ 765,477	\$ 770,422	\$ 851,691	\$ 851,691	851,691
SERVICES & SUPPLIES	\$ 1,521,080	\$ 1,573,537	\$ 1,652,775	\$ 1,652,775	1,652,775
OTHER CHARGES less Interest Exp	\$ 239,040	\$ 243,881	\$ 227,716	\$ 227,716	227,716
FIXED ASSETS	\$ -	\$ 74,831	\$ 27,000	\$ 27,000	27,000
OP TRSFERS excl Operating trsfers out	\$ -	\$ -	\$ -	\$ -	-
INTRAFUND TRANSFERS	\$ -	\$ -	\$ -	\$ -	-
APPROPRIATION FOR CONTINGENCIE	\$ -	\$ -	\$ -	\$ -	-
<b>Total Operating Expenses</b>	<b>\$ 2,525,597</b>	<b>\$ 2,662,671</b>	<b>\$ 2,759,182</b>	<b>\$ 2,759,182</b>	<b>2,759,182</b>
<b>Operating Income (Loss)</b>	<b>\$ 116,090</b>	<b>\$ 163,559</b>	<b>\$ 31,444</b>	<b>\$ 31,444</b>	<b>31,444</b>
<b>Non-Operating Revenues (Expenses)</b>					
Interest/Investment Income and/or Gain	\$ 27,564	\$ 21,377	\$ -	\$ -	-
Interest/Investment (Expense) and/or (Loss)	\$ -	\$ -	\$ -	\$ -	-
Gain or Loss on Sale of Capital Assets	\$ 21,071	\$ 13,598	\$ -	\$ -	-
<b>Total Non-Operating Revenues (Expenses)</b>	<b>\$ 48,635</b>	<b>\$ 34,975</b>	<b>\$ -</b>	<b>\$ -</b>	<b>-</b>
<b>Income Before Capital Contributions and Transfers</b>	<b>\$ 164,725</b>	<b>\$ 198,534</b>	<b>\$ 31,444</b>	<b>\$ 31,444</b>	<b>31,444</b>
Capital Contributions - Grant, extraordinary items, etc.	\$ -	\$ -	\$ -	\$ -	-
Transfers-In/(Out)	\$ (23,328)	\$ -	\$ -	\$ -	-
<b>Change in Net Assets</b>	<b>\$ 141,397</b>	<b>\$ 198,534</b>	<b>\$ 31,444</b>	<b>\$ 31,444</b>	<b>31,444</b>
Net Assets - Beginning Balance	\$ 944,190	\$ 1,085,586	\$ 1,284,120	\$ 1,284,120	1,284,120
Net Assets - Ending Balance	1,085,586	1,284,120	1,315,564	1,315,564	1,315,564
Revenues Tie To				SCH 1, COL 4	
Expenses Tie To				SCH 1, COL 6	

State Controller Schedules County Budget Act August 2015	Stanislaus County Operation of Internal Service Fund Fiscal Year 2015-16			Schedule 10	
				Fund Title Service Activity	SBT General (MIS) MIS General
Operating Detail	2013-14 Actual	2014-15 Actual	2015-16 Recommended	2015-16 Adopted by the Board of Supervisors	
1	2	3	4	5	
<b>Operating Revenues</b>					
TAXES	\$ -	\$ -	\$ -	\$ -	-
LICENSES, PERMITS AND FRANCHISES	\$ -	\$ -	\$ -	\$ -	-
FINES, FORFEITURES, PENALTIES	\$ -	\$ -	\$ -	\$ -	-
INTERGOVERNMENTAL REVENUES - STATE	\$ -	\$ -	\$ -	\$ -	-
INTERGOVERNMENTAL REVENUES - FED	\$ -	\$ -	\$ -	\$ -	-
OTHER GOVERNMENTAL AGENCIES	\$ -	\$ -	\$ -	\$ -	-
CHARGES FOR SERVICES	\$ 3,887,699	\$ 4,274,562	\$ 4,475,360	\$ 4,475,360	4,475,360
LT Debt Proceeds, Cap Lse Proceeds	\$ -	\$ -	\$ -	\$ -	-
SPECIAL ITEMS	\$ -	\$ -	\$ -	\$ -	-
<b>Total Operating Revenues</b>	<b>\$ 3,887,699</b>	<b>\$ 4,274,562</b>	<b>\$ 4,475,360</b>	<b>\$ 4,475,360</b>	<b>4,475,360</b>
<b>Operating Expenses</b>					
SALARIES & EMPLOYEE BENEFITS	\$ 2,512,489	\$ 2,492,373	\$ 2,970,317	\$ 2,970,317	2,970,317
SERVICES & SUPPLIES	\$ 925,988	\$ 1,124,809	\$ 1,316,891	\$ 1,316,891	1,316,891
OTHER CHARGES less Interest Exp	\$ 294,503	\$ 288,536	\$ 428,372	\$ 428,372	428,372
FIXED ASSETS	\$ (8,874)	\$ 53,939	\$ 495,750	\$ 495,750	495,750
OP TRSFERS excl Operating trsfrs out	\$ -	\$ -	\$ -	\$ -	-
INTRAFUND TRANSFERS	\$ -	\$ -	\$ -	\$ -	-
APPROPRIATION FOR CONTINGENCIE	\$ -	\$ -	\$ -	\$ -	-
<b>Total Operating Expenses</b>	<b>\$ 3,724,106</b>	<b>\$ 3,959,657</b>	<b>\$ 5,211,330</b>	<b>\$ 5,211,330</b>	<b>5,211,330</b>
<b>Operating Income (Loss)</b>	<b>\$ 163,593</b>	<b>\$ 314,905</b>	<b>\$ (735,970)</b>	<b>\$ (735,970)</b>	<b>(735,970)</b>
<b>Non-Operating Revenues (Expenses)</b>					
Interest/Investment Income and/or Gain	\$ 130	\$ 34	\$ -	\$ -	-
Interest/Investment (Expense) and/or (Loss)	\$ -	\$ -	\$ -	\$ -	-
Gain or Loss on Sale of Capital Assets	\$ (9,776)	\$ (1,202)	\$ -	\$ -	-
<b>Total Non-Operating Revenues (Expenses)</b>	<b>\$ (9,646)</b>	<b>\$ (1,168)</b>	<b>\$ -</b>	<b>\$ -</b>	<b>-</b>
<b>Income Before Capital Contributions and Transfers</b>	<b>\$ 153,947</b>	<b>\$ 313,737</b>	<b>\$ (735,970)</b>	<b>\$ (735,970)</b>	<b>(735,970)</b>
Capital Contributions - Grant, extraordinary items, etc.	\$ -	\$ -	\$ -	\$ -	-
Transfers-In/(Out)	\$ (81,958)	\$ -	\$ -	\$ -	-
<b>Change in Net Assets</b>	<b>\$ 71,989</b>	<b>\$ 313,737</b>	<b>\$ (735,970)</b>	<b>\$ (735,970)</b>	<b>(735,970)</b>
Net Assets - Beginning Balance	\$ 2,505,437	\$ 2,577,425	\$ 2,891,162	\$ 2,891,162	2,891,162
Net Assets - Ending Balance	\$ 2,577,425	\$ 2,891,162	\$ 2,155,192	\$ 2,155,192	2,155,192
Revenues Tie To					SCH 1, COL 4
Expenses Tie To					SCH 1, COL 6

State Controller Schedules County Budget Act August 2015	Stanislaus County Operation of Internal Service Fund Fiscal Year 2015-16			Schedule 10	
				Fund Title Service Activity	HRMS Upgrade HRMS Upgrade
Operating Detail	2013-14 Actual	2014-15 Actual	2015-16 Recommended	2015-16 Adopted by the Board of Supervisors	
1	2	3	4	5	
<b>Operating Revenues</b>					
TAXES	\$ -	\$ -	\$ -	\$ -	-
LICENSES, PERMITS AND FRANCHISES	\$ -	\$ -	\$ -	\$ -	-
FINES, FORFEITURES, PENALTIES	\$ -	\$ -	\$ -	\$ -	-
INTERGOVERNMENTAL REVENUES - STATE	\$ -	\$ -	\$ -	\$ -	-
INTERGOVERNMENTAL REVENUES - FED	\$ -	\$ -	\$ -	\$ -	-
OTHER GOVERNMENTAL AGENCIES	\$ -	\$ -	\$ -	\$ -	-
CHARGES FOR SERVICES	\$ -	\$ -	\$ -	\$ -	-
LT Debt Proceeds, Cap Lse Proceeds	\$ -	\$ -	\$ -	\$ -	-
SPECIAL ITEMS	\$ -	\$ -	\$ -	\$ -	-
<b>Total Operating Revenues</b>	<b>\$ -</b>	<b>\$ -</b>	<b>\$ -</b>	<b>\$ -</b>	<b>-</b>
<b>Operating Expenses</b>					
SALARIES & EMPLOYEE BENEFITS	\$ -	\$ -	\$ -	10,000	10,000
SERVICES & SUPPLIES	\$ 995	\$ 4,200	\$ 39,328	\$ 39,328	39,328
OTHER CHARGES less Interest Exp	\$ 1,333	\$ 103	\$ 2,000	\$ 2,000	2,000
FIXED ASSETS	\$ -	\$ -	\$ -	\$ -	-
OP TRSFERS excl Operating trsfers out	\$ -	\$ -	\$ -	\$ -	-
INTRAFUND TRANSFERS	\$ -	\$ -	\$ -	\$ -	-
APPROPRIATION FOR CONTINGENCIE	\$ -	\$ -	\$ -	\$ -	-
<b>Total Operating Expenses</b>	<b>\$ 2,328</b>	<b>\$ 4,303</b>	<b>\$ 51,328</b>	<b>\$ 51,328</b>	<b>51,328</b>
<b>Operating Income (Loss)</b>	<b>\$ (2,328)</b>	<b>\$ (4,303)</b>	<b>\$ (51,328)</b>	<b>\$ (51,328)</b>	<b>(51,328)</b>
<b>Non-Operating Revenues (Expenses)</b>					
Interest/Investment Income and/or Gain	\$ -	\$ -	\$ -	\$ -	-
Interest/Investment (Expense) and/or (Loss)	\$ -	\$ -	\$ -	\$ -	-
Gain or Loss on Sale of Capital Assets	\$ -	\$ -	\$ -	\$ -	-
<b>Total Non-Operating Revenues (Expenses)</b>	<b>\$ -</b>	<b>\$ -</b>	<b>\$ -</b>	<b>\$ -</b>	<b>-</b>
<b>Income Before Capital Contributions and Transfers</b>	<b>\$ (2,328)</b>	<b>\$ (4,303)</b>	<b>\$ (51,328)</b>	<b>\$ (51,328)</b>	<b>(51,328)</b>
Capital Contributions - Grant, extraordinary items, etc.	\$ -	\$ -	\$ -	\$ -	-
Transfers-In/(Out)	\$ -	\$ -	\$ -	\$ -	-
<b>Change in Net Assets</b>	<b>\$ (2,328)</b>	<b>\$ (4,303)</b>	<b>\$ (51,328)</b>	<b>\$ (51,328)</b>	<b>(51,328)</b>
Net Assets - Beginning Balance	\$ 65,110	\$ 62,782	\$ 58,479	\$ 58,479	58,479
Net Assets - Ending Balance	62,782	58,479	7,151	7,151	7,151
Revenues Tie To				SCH 1, COL 4	
Expenses Tie To				SCH 1, COL 6	

State Controller Schedules County Budget Act August 2015	Stanislaus County Operation of Internal Service Fund Fiscal Year 2015-16			Schedule 10	
				Fund Title Service Activity	General Liability General Liability
Operating Detail	2013-14 Actual	2014-15 Actual	2015-16 Recommended	2015-16 Adopted by the Board of Supervisors	
1	2	3	4	5	
<b>Operating Revenues</b>					
TAXES	\$ -	\$ -	\$ -	\$ -	-
LICENSES, PERMITS AND FRANCHISES	\$ -	\$ -	\$ -	\$ -	-
FINES, FORFEITURES, PENALTIES	\$ -	\$ -	\$ -	\$ -	-
INTERGOVERNMENTAL REVENUES - STATE	\$ -	\$ -	\$ -	\$ -	-
INTERGOVERNMENTAL REVENUES - FED	\$ -	\$ -	\$ -	\$ -	-
OTHER GOVERNMENTAL AGENCIES	\$ -	\$ -	\$ -	\$ -	-
CHARGES FOR SERVICES	\$ 4,411,448	\$ 4,580,829	\$ 5,315,725	\$ 5,315,725	5,315,725
LT Debt Proceeds, Cap Lse Proceeds	\$ -	\$ -	\$ -	\$ -	-
SPECIAL ITEMS	\$ -	\$ -	\$ -	\$ -	-
<b>Total Operating Revenues</b>	<b>\$ 4,411,448</b>	<b>\$ 4,580,829</b>	<b>\$ 5,315,725</b>	<b>\$ 5,315,725</b>	<b>5,315,725</b>
<b>Operating Expenses</b>					
SALARIES & EMPLOYEE BENEFITS	\$ -	\$ -	\$ -	\$ -	-
SERVICES & SUPPLIES	\$ 7,375,663	\$ 3,965,811	\$ 4,704,977	\$ 4,704,977	4,704,977
OTHER CHARGES less Interest Exp	\$ 209,458	\$ 194,564	\$ 175,748	\$ 175,748	175,748
FIXED ASSETS	\$ -	\$ -	\$ -	\$ -	-
OP TRSFERS excl Operating trsfers out	\$ -	\$ -	\$ -	\$ -	-
INTRAFUND TRANSFERS	\$ -	\$ -	\$ -	\$ -	-
APPROPRIATION FOR CONTINGENCIE	\$ -	\$ -	\$ -	\$ -	-
<b>Total Operating Expenses</b>	<b>\$ 7,585,121</b>	<b>\$ 4,160,375</b>	<b>\$ 4,880,725</b>	<b>\$ 4,880,725</b>	<b>4,880,725</b>
<b>Operating Income (Loss)</b>	<b>\$ (3,173,673)</b>	<b>\$ 420,454</b>	<b>\$ 435,000</b>	<b>\$ 435,000</b>	<b>435,000</b>
<b>Non-Operating Revenues (Expenses)</b>					
Interest/Investment Income and/or Gain	\$ 29,819	\$ 16,064	\$ 15,000	\$ 15,000	15,000
Interest/Investment (Expense) and/or (Loss)	\$ -	\$ -	\$ -	\$ -	-
Gain or Loss on Sale of Capital Assets	\$ -	\$ -	\$ -	\$ -	-
<b>Total Non-Operating Revenues (Expenses)</b>	<b>\$ 29,819</b>	<b>\$ 16,064</b>	<b>\$ 15,000</b>	<b>\$ 15,000</b>	<b>15,000</b>
<b>Income Before Capital Contributions and Transfers</b>	<b>\$ (3,143,854)</b>	<b>\$ 436,518</b>	<b>\$ 450,000</b>	<b>\$ 450,000</b>	<b>450,000</b>
Capital Contributions - Grant, extraordinary items, etc.	\$ -	\$ -	\$ -	\$ -	-
Transfers-In/(Out)	\$ 4,138,680	\$ -	\$ -	\$ -	-
<b>Change in Net Assets</b>	<b>\$ 994,826</b>	<b>\$ 436,518</b>	<b>\$ 450,000</b>	<b>\$ 450,000</b>	<b>450,000</b>
Net Assets - Beginning Balance	\$ (1,962,849)	\$ (968,022)	\$ (531,504)	\$ (531,504)	(531,504)
Net Assets - Ending Balance	<b>(968,022)</b>	<b>(531,504)</b>	<b>(81,504)</b>	<b>(81,504)</b>	<b>(81,504)</b>
Revenues Tie To				SCH 1, COL 4	
Expenses Tie To				SCH 1, COL 6	

State Controller Schedules County Budget Act August 2015	Stanislaus County Operation of Internal Service Fund Fiscal Year 2015-16			Schedule 10	
				Fund Title Service Activity	Professional Liability Professional Liability
Operating Detail	2013-14 Actual	2014-15 Actual	2015-16 Recommended	2015-16 Adopted by the Board of Supervisors	
1	2	3	4	5	
<b>Operating Revenues</b>					
TAXES	\$ -	\$ -	\$ -	\$ -	-
LICENSES, PERMITS AND FRANCHISES	\$ -	\$ -	\$ -	\$ -	-
FINES, FORFEITURES, PENALTIES	\$ -	\$ -	\$ -	\$ -	-
INTERGOVERNMENTAL REVENUES - STATE	\$ -	\$ -	\$ -	\$ -	-
INTERGOVERNMENTAL REVENUES - FED	\$ -	\$ -	\$ -	\$ -	-
OTHER GOVERNMENTAL AGENCIES	\$ -	\$ -	\$ -	\$ -	-
CHARGES FOR SERVICES	\$ 762,000	\$ 664,300	\$ 400,000	\$ 400,000	400,000
LT Debt Proceeds, Cap Lse Proceeds	\$ -	\$ -	\$ -	\$ -	-
SPECIAL ITEMS	\$ -	\$ -	\$ -	\$ -	-
<b>Total Operating Revenues</b>	<b>\$ 762,000</b>	<b>\$ 664,300</b>	<b>\$ 400,000</b>	<b>\$ 400,000</b>	<b>400,000</b>
<b>Operating Expenses</b>					
SALARIES & EMPLOYEE BENEFITS	\$ -	\$ -	\$ -	\$ -	-
SERVICES & SUPPLIES	\$ 487,884	\$ 1,007,316	\$ 409,829	\$ 409,829	409,829
OTHER CHARGES less Interest Exp	\$ 457	\$ -	\$ 171	\$ 171	171
FIXED ASSETS	\$ -	\$ -	\$ -	\$ -	-
OP TRSFERS excl Operating trsfers out	\$ -	\$ -	\$ -	\$ -	-
INTRAFUND TRANSFERS	\$ -	\$ -	\$ -	\$ -	-
APPROPRIATION FOR CONTINGENCIE	\$ -	\$ -	\$ -	\$ -	-
<b>Total Operating Expenses</b>	<b>\$ 488,341</b>	<b>\$ 1,007,316</b>	<b>\$ 410,000</b>	<b>\$ 410,000</b>	<b>410,000</b>
<b>Operating Income (Loss)</b>	<b>\$ 273,659</b>	<b>\$ (343,016)</b>	<b>\$ (10,000)</b>	<b>\$ (10,000)</b>	<b>(10,000)</b>
<b>Non-Operating Revenues (Expenses)</b>					
Interest/Investment Income and/or Gain	\$ 10,874	\$ 5,911	\$ 10,000	\$ 10,000	10,000
Interest/Investment (Expense) and/or (Loss)	\$ -	\$ -	\$ -	\$ -	-
Gain or Loss on Sale of Capital Assets	\$ -	\$ -	\$ -	\$ -	-
<b>Total Non-Operating Revenues (Expenses)</b>	<b>\$ 10,874</b>	<b>\$ 5,911</b>	<b>\$ 10,000</b>	<b>\$ 10,000</b>	<b>10,000</b>
<b>Income Before Capital Contributions and Transfers</b>	<b>\$ 284,533</b>	<b>\$ (337,105)</b>	<b>\$ -</b>	<b>\$ -</b>	<b>-</b>
Capital Contributions - Grant, extraordinary items, etc.	\$ -	\$ -	\$ -	\$ -	-
Transfers-In/(Out)	\$ -	\$ -	\$ -	\$ -	-
<b>Change in Net Assets</b>	<b>\$ 284,533</b>	<b>\$ (337,105)</b>	<b>\$ -</b>	<b>\$ -</b>	<b>-</b>
Net Assets - Beginning Balance	\$ 425,290	\$ 709,823	\$ 372,718	\$ 372,718	372,718
Net Assets - Ending Balance	709,823	372,718	372,718	372,718	372,718
Revenues Tie To				SCH 1, COL 4	
Expenses Tie To				SCH 1, COL 6	

State Controller Schedules County Budget Act August 2015	Stanislaus County Operation of Internal Service Fund Fiscal Year 2015-16			Schedule 10	
				Fund Title Service Activity	Unemployment Insurance Unemployment Insurance
Operating Detail	2013-14 Actual	2014-15 Actual	2015-16 Recommended	2015-16 Adopted by the Board of Supervisors	
1	2	3	4	5	
<b>Operating Revenues</b>					
TAXES	\$ -	\$ -	\$ -	\$ -	-
LICENSES, PERMITS AND FRANCHISES	\$ -	\$ -	\$ -	\$ -	-
FINES, FORFEITURES, PENALTIES	\$ -	\$ -	\$ -	\$ -	-
INTERGOVERNMENTAL REVENUES - STATE	\$ -	\$ -	\$ -	\$ -	-
INTERGOVERNMENTAL REVENUES - FED	\$ -	\$ -	\$ -	\$ -	-
OTHER GOVERNMENTAL AGENCIES	\$ -	\$ -	\$ -	\$ -	-
CHARGES FOR SERVICES	\$ 192,900	\$ 195,600	\$ 204,450	\$ 204,450	204,450
LT Debt Proceeds, Cap Lse Proceeds	\$ -	\$ -	\$ -	\$ -	-
SPECIAL ITEMS	\$ -	\$ -	\$ -	\$ -	-
<b>Total Operating Revenues</b>	<b>\$ 192,900</b>	<b>\$ 195,600</b>	<b>\$ 204,450</b>	<b>\$ 204,450</b>	<b>204,450</b>
<b>Operating Expenses</b>					
SALARIES & EMPLOYEE BENEFITS	\$ -	\$ -	\$ -	\$ -	-
SERVICES & SUPPLIES	\$ 509,801	\$ 490,265	\$ 614,402	\$ 614,402	614,402
OTHER CHARGES less Interest Exp	\$ 46	\$ 43	\$ 48	\$ 48	48
FIXED ASSETS	\$ -	\$ -	\$ -	\$ -	-
OP TRSFERS excl Operating trsfers out	\$ -	\$ -	\$ -	\$ -	-
INTRAFUND TRANSFERS	\$ -	\$ -	\$ -	\$ -	-
APPROPRIATION FOR CONTINGENCIE	\$ -	\$ -	\$ -	\$ -	-
<b>Total Operating Expenses</b>	<b>\$ 509,847</b>	<b>\$ 490,308</b>	<b>\$ 614,450</b>	<b>\$ 614,450</b>	<b>614,450</b>
<b>Operating Income (Loss)</b>	<b>\$ (316,947)</b>	<b>\$ (294,708)</b>	<b>\$ (410,000)</b>	<b>\$ (410,000)</b>	<b>(410,000)</b>
<b>Non-Operating Revenues (Expenses)</b>					
Interest/Investment Income and/or Gain	\$ 12,200	\$ 5,956	\$ 10,000	\$ 10,000	10,000
Interest/Investment (Expense) and/or (Loss)	\$ -	\$ -	\$ -	\$ -	-
Gain or Loss on Sale of Capital Assets	\$ -	\$ -	\$ -	\$ -	-
<b>Total Non-Operating Revenues (Expenses)</b>	<b>\$ 12,200</b>	<b>\$ 5,956</b>	<b>\$ 10,000</b>	<b>\$ 10,000</b>	<b>10,000</b>
<b>Income Before Capital Contributions and Transfers</b>	<b>\$ (304,747)</b>	<b>\$ (288,752)</b>	<b>\$ (400,000)</b>	<b>\$ (400,000)</b>	<b>(400,000)</b>
Capital Contributions - Grant, extraordinary items, etc.	\$ -	\$ -	\$ -	\$ -	-
Transfers-In/(Out)	\$ -	\$ -	\$ -	\$ -	-
<b>Change in Net Assets</b>	<b>\$ (304,747)</b>	<b>\$ (288,752)</b>	<b>\$ (400,000)</b>	<b>\$ (400,000)</b>	<b>(400,000)</b>
Net Assets - Beginning Balance	\$ 1,312,801	\$ 1,008,054	\$ 719,302	\$ 719,302	719,302
Net Assets - Ending Balance	1,008,054	719,302	319,302	319,302	319,302
Revenues Tie To				SCH 1, COL 4	
Expenses Tie To				SCH 1, COL 6	

State Controller Schedules County Budget Act August 2015	Stanislaus County Operation of Internal Service Fund Fiscal Year 2015-16			Schedule 10	
				Fund Title Service Activity	Workers' Compensation Ins Workers' Compensation Ins
Operating Detail	2013-14 Actual	2014-15 Actual	2015-16 Recommended	2015-16 Adopted by the Board of Supervisors	
1	2	3	4	5	
<b>Operating Revenues</b>					
TAXES	\$ -	\$ -	\$ -	\$ -	\$ -
LICENSES, PERMITS AND FRANCHISES	\$ -	\$ -	\$ -	\$ -	\$ -
FINES, FORFEITURES, PENALTIES	\$ -	\$ -	\$ -	\$ -	\$ -
INTERGOVERNMENTAL REVENUES - STATE	\$ -	\$ -	\$ -	\$ -	\$ -
INTERGOVERNMENTAL REVENUES - FED	\$ -	\$ -	\$ -	\$ -	\$ -
OTHER GOVERNMENTAL AGENCIES	\$ 12,549	\$ 16,097	\$ 13,000	\$ 13,000	\$ 13,000
CHARGES FOR SERVICES	\$ 5,879,050	\$ 4,690,000	\$ 4,690,000	\$ 4,690,000	\$ 4,690,000
LT Debt Proceeds, Cap Lse Proceeds	\$ -	\$ -	\$ -	\$ -	\$ -
SPECIAL ITEMS	\$ -	\$ -	\$ -	\$ -	\$ -
<b>Total Operating Revenues</b>	<b>\$ 5,891,599</b>	<b>\$ 4,706,097</b>	<b>\$ 4,703,000</b>	<b>\$ 4,703,000</b>	<b>\$ 4,703,000</b>
<b>Operating Expenses</b>					
SALARIES & EMPLOYEE BENEFITS	\$ -	\$ -	\$ -	\$ -	\$ -
SERVICES & SUPPLIES	\$ 4,471,901	\$ 4,108,621	\$ 4,819,862	\$ 4,819,862	\$ 4,819,862
OTHER CHARGES less Interest Exp	\$ 446,689	\$ 275,408	\$ 258,138	\$ 258,138	\$ 258,138
FIXED ASSETS	\$ -	\$ -	\$ -	\$ -	\$ -
OP TRSFERS excl Operating trsfers out	\$ -	\$ -	\$ -	\$ -	\$ -
INTRAFUND TRANSFERS	\$ -	\$ -	\$ -	\$ -	\$ -
APPROPRIATION FOR CONTINGENCIE	\$ -	\$ -	\$ -	\$ -	\$ -
<b>Total Operating Expenses</b>	<b>\$ 4,918,590</b>	<b>\$ 4,384,029</b>	<b>\$ 5,078,000</b>	<b>\$ 5,078,000</b>	<b>\$ 5,078,000</b>
<b>Operating Income (Loss)</b>	<b>\$ 973,009</b>	<b>\$ 322,068</b>	<b>\$ (375,000)</b>	<b>\$ (375,000)</b>	<b>\$ (375,000)</b>
<b>Non-Operating Revenues (Expenses)</b>					
Interest/Investment Income and/or Gain	\$ 206,461	\$ 147,447	\$ 200,000	\$ 200,000	\$ 200,000
Interest/Investment (Expense) and/or (Loss)	\$ -	\$ -	\$ -	\$ -	\$ -
Gain or Loss on Sale of Capital Assets	\$ -	\$ -	\$ -	\$ -	\$ -
<b>Total Non-Operating Revenues (Expenses)</b>	<b>\$ 206,461</b>	<b>\$ 147,447</b>	<b>\$ 200,000</b>	<b>\$ 200,000</b>	<b>\$ 200,000</b>
<b>Income Before Capital Contributions and Transfers</b>	<b>\$ 1,179,470</b>	<b>\$ 469,515</b>	<b>\$ (175,000)</b>	<b>\$ (175,000)</b>	<b>\$ (175,000)</b>
Capital Contributions - Grant, extraordinary items, etc.	\$ -	\$ -	\$ -	\$ -	\$ -
Transfers-In/(Out)	\$ -	\$ -	\$ -	\$ -	\$ -
<b>Change in Net Assets</b>	<b>\$ 1,179,470</b>	<b>\$ 469,515</b>	<b>\$ (175,000)</b>	<b>\$ (175,000)</b>	<b>\$ (175,000)</b>
Net Assets - Beginning Balance	\$ 598,913	\$ 1,778,383	\$ 2,247,898	\$ 2,247,898	\$ 2,247,898
Net Assets - Ending Balance	1,778,383	2,247,898	2,072,898	2,072,898	2,072,898
Revenues Tie To				SCH 1, COL 4	
Expenses Tie To				SCH 1, COL 6	



State Controller Schedules		Stanislaus County			Schedule 10	
County Budget Act August 2015		Operation of Internal Service Fund Fiscal Year 2015-16			Medical Self-Insurance (Purchased Insurance) Purchased Insurance	
		Fund Title		Service Activity		
Operating Detail	2013-14 Actual	2014-15 Actual	2015-16 Recommended	2015-16 Adopted by the Board of Supervisors		
1	2	3	4	5		
<b>Operating Revenues</b>						
TAXES	\$ -	\$ -	\$ -	\$ -	\$ -	
LICENSES, PERMITS AND FRANCHISES	\$ -	\$ -	\$ -	\$ -	\$ -	
FINES, FORFEITURES, PENALTIES	\$ -	\$ -	\$ -	\$ -	\$ -	
INTERGOVERNMENTAL REVENUES - STATE	\$ -	\$ -	\$ -	\$ -	\$ -	
INTERGOVERNMENTAL REVENUES - FED	\$ -	\$ -	\$ -	\$ -	\$ -	
OTHER GOVERNMENTAL AGENCIES	\$ -	\$ -	\$ -	\$ -	\$ -	
CHARGES FOR SERVICES	\$ 52,338,739	\$ 54,749,602	\$ 54,385,000	\$ 54,385,000	\$ 54,385,000	
LT Debt Proceeds, Cap Lse Proceeds	\$ -	\$ -	\$ -	\$ -	\$ -	
SPECIAL ITEMS	\$ -	\$ -	\$ -	\$ -	\$ -	
<b>Total Operating Revenues</b>	<b>\$ 52,338,739</b>	<b>\$ 54,749,602</b>	<b>\$ 54,385,000</b>	<b>\$ 54,385,000</b>	<b>\$ 54,385,000</b>	
<b>Operating Expenses</b>						
SALARIES & EMPLOYEE BENEFITS	\$ -	\$ -	\$ -	\$ -	\$ -	
SERVICES & SUPPLIES	\$ 55,146,298	\$ 46,136,256	\$ 52,400,000	\$ 52,400,000	\$ 52,400,000	
OTHER CHARGES less Interest Exp	\$ -	\$ -	\$ -	\$ -	\$ -	
FIXED ASSETS	\$ -	\$ -	\$ -	\$ -	\$ -	
OP TRSFERS excl Operating trsfers out	\$ -	\$ -	\$ -	\$ -	\$ -	
INTRAFUND TRANSFERS	\$ -	\$ -	\$ -	\$ -	\$ -	
APPROPRIATION FOR CONTINGENCIE	\$ -	\$ -	\$ -	\$ -	\$ -	
<b>Total Operating Expenses</b>	<b>\$ 55,146,298</b>	<b>\$ 46,136,256</b>	<b>\$ 52,400,000</b>	<b>\$ 52,400,000</b>	<b>\$ 52,400,000</b>	
<b>Operating Income (Loss)</b>	<b>\$ (2,807,559)</b>	<b>\$ 8,613,346</b>	<b>\$ 1,985,000</b>	<b>\$ 1,985,000</b>	<b>\$ 1,985,000</b>	
<b>Non-Operating Revenues (Expenses)</b>						
Interest/Investment Income and/or Gain	\$ (12,657)	\$ 70,652	\$ 15,000	\$ 15,000	\$ 15,000	
Interest/Investment (Expense) and/or (Loss)	\$ -	\$ -	\$ -	\$ -	\$ -	
Gain or Loss on Sale of Capital Assets	\$ -	\$ -	\$ -	\$ -	\$ -	
<b>Total Non-Operating Revenues (Expenses)</b>	<b>\$ (12,657)</b>	<b>\$ 70,652</b>	<b>\$ 15,000</b>	<b>\$ 15,000</b>	<b>\$ 15,000</b>	
<b>Income Before Capital Contributions and Transfers</b>	<b>\$ (2,820,216)</b>	<b>\$ 8,683,998</b>	<b>\$ 2,000,000</b>	<b>\$ 2,000,000</b>	<b>\$ 2,000,000</b>	
Capital Contributions - Grant, extraordinary items, etc.	\$ -	\$ -	\$ -	\$ -	\$ -	
Transfers-In/(Out)	\$ -	\$ -	\$ -	\$ -	\$ -	
<b>Change in Net Assets</b>	<b>\$ (2,820,216)</b>	<b>\$ 8,683,998</b>	<b>\$ 2,000,000</b>	<b>\$ 2,000,000</b>	<b>\$ 2,000,000</b>	
Net Assets - Beginning Balance	\$ (6,035,966)	\$ (8,856,182)	\$ (172,184)	\$ (172,184)	\$ (172,184)	
Net Assets - Ending Balance	<b>(8,856,182)</b>	<b>(172,184)</b>	1,827,816	1,827,816	1,827,816	
Revenues Tie To				SCH 1, COL 4		
Expenses Tie To				SCH 1, COL 6		

State Controller Schedules	Stanislaus County			Schedule 10	
County Budget Act August 2015	Operation of Internal Service Fund Fiscal Year 2015-16			Fund Title Service Activity	Other Employee Benefits Other Employee Benefits
Operating Detail	2013-14 Actual	2014-15 Actual	2015-16 Recommended	2015-16 Adopted by the Board of Supervisors	
1	2	3	4	5	
<b>Operating Revenues</b>					
TAXES	\$ -	\$ -	\$ -	\$ -	\$ -
LICENSES, PERMITS AND FRANCHISES	\$ -	\$ -	\$ -	\$ -	\$ -
FINES, FORFEITURES, PENALTIES	\$ -	\$ -	\$ -	\$ -	\$ -
INTERGOVERNMENTAL REVENUES - STATE	\$ -	\$ -	\$ -	\$ -	\$ -
INTERGOVERNMENTAL REVENUES - FED	\$ -	\$ -	\$ -	\$ -	\$ -
OTHER GOVERNMENTAL AGENCIES	\$ -	\$ -	\$ -	\$ -	\$ -
CHARGES FOR SERVICES	\$ 377,661	\$ 395,976	\$ 402,000	\$ 402,000	\$ 402,000
LT Debt Proceeds, Cap Lse Proceeds	\$ -	\$ -	\$ -	\$ -	\$ -
SPECIAL ITEMS	\$ -	\$ -	\$ -	\$ -	\$ -
<b>Total Operating Revenues</b>	<b>\$ 377,661</b>	<b>\$ 395,976</b>	<b>\$ 402,000</b>	<b>\$ 402,000</b>	<b>\$ 402,000</b>
<b>Operating Expenses</b>					
SALARIES & EMPLOYEE BENEFITS	\$ -	\$ -	\$ -	\$ -	\$ -
SERVICES & SUPPLIES	\$ 132,732	\$ 160,829	\$ 146,800	\$ 146,800	\$ 146,800
OTHER CHARGES less Interest Exp	\$ 333,244	\$ 357,070	\$ 350,900	\$ 350,900	\$ 350,900
FIXED ASSETS	\$ -	\$ -	\$ -	\$ -	\$ -
OP TRSFERS excl Operating trsfers out	\$ -	\$ -	\$ -	\$ -	\$ -
INTRAFUND TRANSFERS	\$ -	\$ -	\$ -	\$ -	\$ -
APPROPRIATION FOR CONTINGENCIE	\$ -	\$ -	\$ -	\$ -	\$ -
<b>Total Operating Expenses</b>	<b>\$ 465,976</b>	<b>\$ 517,899</b>	<b>\$ 497,700</b>	<b>\$ 497,700</b>	<b>\$ 497,700</b>
<b>Operating Income (Loss)</b>	<b>\$ (88,315)</b>	<b>\$ (121,923)</b>	<b>\$ (95,700)</b>	<b>\$ (95,700)</b>	<b>\$ (95,700)</b>
<b>Non-Operating Revenues (Expenses)</b>					
Interest/Investment Income and/or Gain	\$ 101,001	\$ 100,330	\$ 95,700	\$ 95,700	\$ 95,700
Interest/Investment (Expense) and/or (Loss)	\$ -	\$ -	\$ -	\$ -	\$ -
Gain or Loss on Sale of Capital Assets	\$ -	\$ -	\$ -	\$ -	\$ -
<b>Total Non-Operating Revenues (Expenses)</b>	<b>\$ 101,001</b>	<b>\$ 100,330</b>	<b>\$ 95,700</b>	<b>\$ 95,700</b>	<b>\$ 95,700</b>
<b>Income Before Capital Contributions and Transfers</b>	<b>\$ 12,686</b>	<b>\$ (21,593)</b>	<b>\$ -</b>	<b>\$ -</b>	<b>\$ -</b>
Capital Contributions - Grant, extraordinary items, etc.	\$ -	\$ -	\$ -	\$ -	\$ -
Transfers-In/(Out)	\$ -	\$ -	\$ -	\$ -	\$ -
<b>Change in Net Assets</b>	<b>\$ 12,686</b>	<b>\$ (21,593)</b>	<b>\$ -</b>	<b>\$ -</b>	<b>\$ -</b>
Net Assets - Beginning Balance	\$ 405,226	\$ 417,913	\$ 396,320	\$ 396,320	\$ 396,320
Net Assets - Ending Balance	417,913	396,320	396,320	396,320	396,320
Revenues Tie To				SCH 1, COL 4	
Expenses Tie To				SCH 1, COL 6	

State Controller Schedules County Budget Act August 2015	Stanislaus County Operation of Internal Service Fund Fiscal Year 2015-16			Schedule 10	
				Fund Title Service Activity	Dental Insurance Dental Insurance
Operating Detail	2013-14 Actual	2014-15 Actual	2015-16 Recommended	2015-16 Adopted by the Board of Supervisors	
1	2	3	4	5	
<b>Operating Revenues</b>					
TAXES	\$ -	\$ -	\$ -	\$ -	\$ -
LICENSES, PERMITS AND FRANCHISES	\$ -	\$ -	\$ -	\$ -	\$ -
FINES, FORFEITURES, PENALTIES	\$ -	\$ -	\$ -	\$ -	\$ -
INTERGOVERNMENTAL REVENUES - STATE	\$ -	\$ -	\$ -	\$ -	\$ -
INTERGOVERNMENTAL REVENUES - FED	\$ -	\$ -	\$ -	\$ -	\$ -
OTHER GOVERNMENTAL AGENCIES	\$ -	\$ -	\$ -	\$ -	\$ -
CHARGES FOR SERVICES	\$ 3,434,712	\$ 3,594,183	\$ 3,778,000	\$ 3,778,000	\$ 3,778,000
LT Debt Proceeds, Cap Lse Proceeds	\$ -	\$ -	\$ -	\$ -	\$ -
SPECIAL ITEMS	\$ -	\$ -	\$ -	\$ -	\$ -
<b>Total Operating Revenues</b>	<b>\$ 3,434,712</b>	<b>\$ 3,594,183</b>	<b>\$ 3,778,000</b>	<b>\$ 3,778,000</b>	<b>\$ 3,778,000</b>
<b>Operating Expenses</b>					
SALARIES & EMPLOYEE BENEFITS	\$ -	\$ -	\$ -	\$ -	\$ -
SERVICES & SUPPLIES	\$ 3,460,430	\$ 3,755,754	\$ 4,122,019	\$ 4,122,019	\$ 4,122,019
OTHER CHARGES less Interest Exp	\$ 36,627	\$ 40,862	\$ 40,981	\$ 40,981	\$ 40,981
FIXED ASSETS	\$ -	\$ -	\$ -	\$ -	\$ -
OP TRSFERS excl Operating trsfers out	\$ -	\$ -	\$ -	\$ -	\$ -
INTRAFUND TRANSFERS	\$ -	\$ -	\$ -	\$ -	\$ -
APPROPRIATION FOR CONTINGENCIE	\$ -	\$ -	\$ -	\$ -	\$ -
<b>Total Operating Expenses</b>	<b>\$ 3,497,057</b>	<b>\$ 3,796,616</b>	<b>\$ 4,163,000</b>	<b>\$ 4,163,000</b>	<b>\$ 4,163,000</b>
<b>Operating Income (Loss)</b>	<b>\$ (62,345)</b>	<b>\$ (202,433)</b>	<b>\$ (385,000)</b>	<b>\$ (385,000)</b>	<b>\$ (385,000)</b>
<b>Non-Operating Revenues (Expenses)</b>					
Interest/Investment Income and/or Gain	\$ 11,187	\$ 7,427	\$ 10,000	\$ 10,000	\$ 10,000
Interest/Investment (Expense) and/or (Loss)	\$ -	\$ -	\$ -	\$ -	\$ -
Gain or Loss on Sale of Capital Assets	\$ -	\$ -	\$ -	\$ -	\$ -
<b>Total Non-Operating Revenues (Expenses)</b>	<b>\$ 11,187</b>	<b>\$ 7,427</b>	<b>\$ 10,000</b>	<b>\$ 10,000</b>	<b>\$ 10,000</b>
<b>Income Before Capital Contributions and Transfers</b>	<b>\$ (51,158)</b>	<b>\$ (195,006)</b>	<b>\$ (375,000)</b>	<b>\$ (375,000)</b>	<b>\$ (375,000)</b>
Capital Contributions - Grant, extraordinary items, etc.	\$ -	\$ -	\$ -	\$ -	\$ -
Transfers-In/(Out)	\$ -	\$ -	\$ -	\$ -	\$ -
<b>Change in Net Assets</b>	<b>\$ (51,158)</b>	<b>\$ (195,006)</b>	<b>\$ (375,000)</b>	<b>\$ (375,000)</b>	<b>\$ (375,000)</b>
Net Assets - Beginning Balance	\$ 1,055,482	\$ 1,004,324	\$ 809,318	\$ 809,318	\$ 809,318
Net Assets - Ending Balance	\$ 1,004,324	\$ 809,318	\$ 434,318	\$ 434,318	\$ 434,318
Revenues Tie To				SCH 1, COL 4	
Expenses Tie To				SCH 1, COL 6	

State Controller Schedules County Budget Act August 2015	Stanislaus County Operation of Internal Service Fund Fiscal Year 2015-16			Schedule 10	
				Fund Title Service Activity	Vision Insurance Vision Insurance
Operating Detail	2013-14 Actual	2014-15 Actual	2015-16 Recommended	2015-16 Adopted by the Board of Supervisors	
1	2	3	4	5	
<b>Operating Revenues</b>					
TAXES	\$ -	\$ -	\$ -	\$ -	-
LICENSES, PERMITS AND FRANCHISES	\$ -	\$ -	\$ -	\$ -	-
FINES, FORFEITURES, PENALTIES	\$ -	\$ -	\$ -	\$ -	-
INTERGOVERNMENTAL REVENUES - STATE	\$ -	\$ -	\$ -	\$ -	-
INTERGOVERNMENTAL REVENUES - FED	\$ -	\$ -	\$ -	\$ -	-
OTHER GOVERNMENTAL AGENCIES	\$ -	\$ -	\$ -	\$ -	-
CHARGES FOR SERVICES	\$ 333,551	\$ 525,205	\$ 737,000	\$ 737,000	737,000
LT Debt Proceeds, Cap Lse Proceeds	\$ -	\$ -	\$ -	\$ -	-
SPECIAL ITEMS	\$ -	\$ -	\$ -	\$ -	-
<b>Total Operating Revenues</b>	<b>\$ 333,551</b>	<b>\$ 525,205</b>	<b>\$ 737,000</b>	<b>\$ 737,000</b>	<b>737,000</b>
<b>Operating Expenses</b>					
SALARIES & EMPLOYEE BENEFITS	\$ -	\$ -	\$ -	\$ -	-
SERVICES & SUPPLIES	\$ 643,150	\$ 677,030	\$ 717,432	\$ 717,432	717,432
OTHER CHARGES less Interest Exp	\$ 34,691	\$ 40,373	\$ 20,568	\$ 20,568	20,568
FIXED ASSETS	\$ -	\$ -	\$ -	\$ -	-
OP TRSFERS excl Operating trsfers out	\$ -	\$ -	\$ -	\$ -	-
INTRAFUND TRANSFERS	\$ -	\$ -	\$ -	\$ -	-
APPROPRIATION FOR CONTINGENCIE	\$ -	\$ -	\$ -	\$ -	-
<b>Total Operating Expenses</b>	<b>\$ 677,841</b>	<b>\$ 717,403</b>	<b>\$ 738,000</b>	<b>\$ 738,000</b>	<b>738,000</b>
<b>Operating Income (Loss)</b>	<b>\$ (344,290)</b>	<b>\$ (192,198)</b>	<b>\$ (1,000)</b>	<b>\$ (1,000)</b>	<b>(1,000)</b>
<b>Non-Operating Revenues (Expenses)</b>					
Interest/Investment Income and/or Gain	\$ 2,600	\$ 586	\$ 1,000	\$ 1,000	1,000
Interest/Investment (Expense) and/or (Loss)	\$ -	\$ -	\$ -	\$ -	-
Gain or Loss on Sale of Capital Assets	\$ -	\$ -	\$ -	\$ -	-
<b>Total Non-Operating Revenues (Expenses)</b>	<b>\$ 2,600</b>	<b>\$ 586</b>	<b>\$ 1,000</b>	<b>\$ 1,000</b>	<b>1,000</b>
<b>Income Before Capital Contributions and Transfers</b>	<b>\$ (341,690)</b>	<b>\$ (191,612)</b>	<b>\$ -</b>	<b>\$ -</b>	<b>-</b>
Capital Contributions - Grant, extraordinary items, etc.	\$ -	\$ -	\$ -	\$ -	-
Transfers-In/(Out)	\$ -	\$ -	\$ -	\$ -	-
<b>Change in Net Assets</b>	<b>\$ (341,690)</b>	<b>\$ (191,612)</b>	<b>\$ -</b>	<b>\$ -</b>	<b>-</b>
Net Assets - Beginning Balance	\$ 682,545	\$ 340,856	\$ 149,244	\$ 149,244	149,244
Net Assets - Ending Balance	340,856	149,244	149,244	149,244	149,244
Revenues Tie To				SCH 1, COL 4	
Expenses Tie To				SCH 1, COL 6	

State Controller Schedules County Budget Act August 2015	Stanislaus County Operation of Internal Service Fund Fiscal Year 2015-16			Schedule 10	
				Fund Title Service Activity	PW Morgan Shop Garage PW Morgan Shop Garage
Operating Detail	2013-14 Actual	2014-15 Actual	2015-16 Recommended	2015-16 Adopted by the Board of Supervisors	
1	2	3	4	5	
<b>Operating Revenues</b>					
TAXES	\$ -	\$ -	\$ -	\$ -	-
LICENSES, PERMITS AND FRANCHISES	\$ -	\$ -	\$ -	\$ -	-
FINES, FORFEITURES, PENALTIES	\$ -	\$ -	\$ -	\$ -	-
INTERGOVERNMENTAL REVENUES - STATE	\$ -	\$ 954	\$ -	\$ -	-
INTERGOVERNMENTAL REVENUES - FED	\$ 40,000	\$ -	\$ 100,000	\$ -	100,000
OTHER GOVERNMENTAL AGENCIES	\$ 44,430	\$ 18,598	\$ 14,830	\$ -	14,830
CHARGES FOR SERVICES	\$ 3,628,759	\$ 3,499,121	\$ 3,973,530	\$ -	3,973,530
LT Debt Proceeds, Cap Lse Proceeds	\$ -	\$ -	\$ -	\$ -	-
SPECIAL ITEMS	\$ -	\$ -	\$ -	\$ -	-
<b>Total Operating Revenues</b>	<b>\$ 3,713,189</b>	<b>\$ 3,518,673</b>	<b>\$ 4,088,360</b>	<b>\$ -</b>	<b>4,088,360</b>
<b>Operating Expenses</b>					
SALARIES & EMPLOYEE BENEFITS	\$ 731,566	\$ 750,472	\$ 873,524	\$ -	873,524
SERVICES & SUPPLIES	\$ 1,580,786	\$ 1,270,081	\$ 1,696,216	\$ -	1,696,216
OTHER CHARGES less Interest Exp	\$ 1,167,446	\$ 1,139,408	\$ 1,721,808	\$ -	1,721,808
FIXED ASSETS	\$ 169,307	\$ 108,707	\$ 1,162,000	\$ -	1,162,000
OP TRSFERS excl Operating trsfers out	\$ -	\$ -	\$ -	\$ -	-
INTRAFUND TRANSFERS	\$ -	\$ -	\$ -	\$ -	-
APPROPRIATION FOR CONTINGENCIE	\$ -	\$ -	\$ -	\$ -	-
<b>Total Operating Expenses</b>	<b>\$ 3,649,105</b>	<b>\$ 3,268,668</b>	<b>\$ 5,453,548</b>	<b>\$ -</b>	<b>5,453,548</b>
<b>Operating Income (Loss)</b>	<b>\$ 64,084</b>	<b>\$ 250,005</b>	<b>\$ (1,365,188)</b>	<b>\$ -</b>	<b>(1,365,188)</b>
<b>Non-Operating Revenues (Expenses)</b>					
Interest/Investment Income and/or Gain	\$ 6,347	\$ 613	\$ 500	\$ -	500
Interest/Investment (Expense) and/or (Loss)	\$ -	\$ -	\$ -	\$ -	-
Gain or Loss on Sale of Capital Assets	\$ 29,490	\$ -	\$ 4,000	\$ -	4,000
<b>Total Non-Operating Revenues (Expenses)</b>	<b>\$ 35,837</b>	<b>\$ 613</b>	<b>\$ 4,500</b>	<b>\$ -</b>	<b>4,500</b>
<b>Income Before Capital Contributions and Transfers</b>	<b>\$ 99,921</b>	<b>\$ 250,618</b>	<b>\$ (1,360,688)</b>	<b>\$ -</b>	<b>(1,360,688)</b>
Capital Contributions - Grant, extraordinary items, etc.	\$ -	\$ -	\$ -	\$ -	-
Transfers-In/(Out)	\$ (22,990)	\$ -	\$ -	\$ -	-
<b>Change in Net Assets</b>	<b>\$ 76,931</b>	<b>\$ 250,618</b>	<b>\$ (1,360,688)</b>	<b>\$ -</b>	<b>(1,360,688)</b>
Net Assets - Beginning Balance	\$ 9,461,530	\$ 9,538,459	\$ 9,789,077	\$ -	9,789,077
Net Assets - Ending Balance	\$ 9,538,459	\$ 9,789,077	\$ 8,428,389	\$ -	8,428,389
Revenues Tie To					SCH 1, COL 4
Expenses Tie To					SCH 1, COL 6

State Controller Schedules County Budget Act August 2015	Stanislaus County Operation of Internal Service Fund Fiscal Year 2015-16			Schedule 10	
				Fund Title Service Activity	CEO I-CJIS Project CEO I-CJIS Project
Operating Detail	2013-14 Actual	2014-15 Actual	2015-16 Recommended	2015-16 Adopted by the Board of Supervisors	
1	2	3	4	5	
<b>Operating Revenues</b>					
TAXES	\$ -	\$ -	\$ -	\$ -	-
LICENSES, PERMITS AND FRANCHISES	\$ -	\$ -	\$ -	\$ -	-
FINES, FORFEITURES, PENALTIES	\$ -	\$ -	\$ -	\$ -	-
INTERGOVERNMENTAL REVENUES - STATE	\$ -	\$ -	\$ -	\$ -	-
INTERGOVERNMENTAL REVENUES - FED	\$ -	\$ -	\$ -	\$ -	-
OTHER GOVERNMENTAL AGENCIES	\$ -	\$ -	\$ -	\$ -	-
CHARGES FOR SERVICES	\$ 405,861	\$ 499,870	\$ 615,850	\$ 615,850	615,850
LT Debt Proceeds, Cap Lse Proceeds	\$ -	\$ -	\$ -	\$ -	-
SPECIAL ITEMS	\$ -	\$ -	\$ -	\$ -	-
<b>Total Operating Revenues</b>	<b>\$ 405,861</b>	<b>\$ 499,870</b>	<b>\$ 615,850</b>	<b>\$ 615,850</b>	<b>615,850</b>
<b>Operating Expenses</b>					
SALARIES & EMPLOYEE BENEFITS	\$ 34,326	\$ 34,453	\$ 42,000	\$ 42,000	42,000
SERVICES & SUPPLIES	\$ 291,617	\$ 286,912	\$ 451,000	\$ 451,000	451,000
OTHER CHARGES less Interest Exp	\$ 440,141	\$ 468,713	\$ 644,550	\$ 644,550	644,550
FIXED ASSETS	\$ (219,280)	\$ (256,000)	\$ 25,000	\$ 25,000	25,000
OP TRSFERS excl Operating trsfers out	\$ -	\$ -	\$ -	\$ -	-
INTRAFUND TRANSFERS	\$ -	\$ -	\$ -	\$ -	-
APPROPRIATION FOR CONTINGENCIE	\$ -	\$ -	\$ -	\$ -	-
<b>Total Operating Expenses</b>	<b>\$ 546,804</b>	<b>\$ 534,078</b>	<b>\$ 1,162,550</b>	<b>\$ 1,162,550</b>	<b>1,162,550</b>
<b>Operating Income (Loss)</b>	<b>\$ (140,943)</b>	<b>\$ (34,208)</b>	<b>\$ (546,700)</b>	<b>\$ (546,700)</b>	<b>(546,700)</b>
<b>Non-Operating Revenues (Expenses)</b>					
Interest/Investment Income and/or Gain	\$ -	\$ -	\$ -	\$ -	-
Interest/Investment (Expense) and/or (Loss)	\$ -	\$ -	\$ -	\$ -	-
Gain or Loss on Sale of Capital Assets	\$ -	\$ -	\$ -	\$ -	-
<b>Total Non-Operating Revenues (Expenses)</b>	<b>\$ -</b>	<b>\$ -</b>	<b>\$ -</b>	<b>\$ -</b>	<b>-</b>
<b>Income Before Capital Contributions and Transfers</b>	<b>\$ (140,943)</b>	<b>\$ (34,208)</b>	<b>\$ (546,700)</b>	<b>\$ (546,700)</b>	<b>(546,700)</b>
Capital Contributions - Grant, extraordinary items, etc.	\$ -	\$ -	\$ -	\$ -	-
Transfers-In/(Out)	\$ (1,308)	\$ -	\$ -	\$ -	-
<b>Change in Net Assets</b>	<b>\$ (142,251)</b>	<b>\$ (34,208)</b>	<b>\$ (546,700)</b>	<b>\$ (546,700)</b>	<b>(546,700)</b>
Net Assets - Beginning Balance	\$ 2,768,150	\$ 2,625,899	\$ 2,591,691	\$ 2,591,691	2,591,691
Net Assets - Ending Balance	2,625,899	2,591,691	2,044,991	2,044,991	2,044,991
Revenues Tie To				SCH 1, COL 4	
Expenses Tie To				SCH 1, COL 6	

State Controller Schedules County Budget Act August 2015	Stanislaus County Operation of Internal Service Fund Fiscal Year 2015-16			Schedule 10	
				Fund Title Service Activity	GSA Facility Maintenance Facility Maintenance
Operating Detail	2013-14 Actual	2014-15 Actual	2015-16 Recommended	2015-16 Adopted by the Board of Supervisors	
1	2	3	4	5	
<b>Operating Revenues</b>					
TAXES	\$ -	\$ -	\$ -	\$ -	\$ -
LICENSES, PERMITS AND FRANCHISES	\$ -	\$ -	\$ -	\$ -	\$ -
FINES, FORFEITURES, PENALTIES	\$ -	\$ -	\$ -	\$ -	\$ -
INTERGOVERNMENTAL REVENUES - STATE	\$ -	\$ -	\$ -	\$ -	\$ -
INTERGOVERNMENTAL REVENUES - FED	\$ -	\$ -	\$ -	\$ -	\$ -
OTHER GOVERNMENTAL AGENCIES	\$ -	\$ -	\$ -	\$ -	\$ -
CHARGES FOR SERVICES	\$ 8,544,146	\$ 8,592,772	\$ 9,444,436	\$ 9,444,436	\$ 9,444,436
LT Debt Proceeds, Cap Lse Proceeds	\$ -	\$ -	\$ -	\$ -	\$ -
SPECIAL ITEMS	\$ -	\$ -	\$ -	\$ -	\$ -
<b>Total Operating Revenues</b>	<b>\$ 8,544,146</b>	<b>\$ 8,592,772</b>	<b>\$ 9,444,436</b>	<b>\$ 9,444,436</b>	<b>\$ 9,444,436</b>
<b>Operating Expenses</b>					
SALARIES & EMPLOYEE BENEFITS	\$ 2,188,628	\$ 2,146,737	\$ 2,860,865	\$ 2,860,865	\$ 2,860,865
SERVICES & SUPPLIES	\$ 5,593,834	\$ 5,845,966	\$ 5,989,598	\$ 5,989,598	\$ 5,989,598
OTHER CHARGES less Interest Exp	\$ 494,278	\$ 590,815	\$ 670,306	\$ 670,306	\$ 670,306
FIXED ASSETS	\$ -	\$ 114,505	\$ 204,450	\$ 204,450	\$ 204,450
OP TRSFERS excl Operating trsfers out	\$ -	\$ -	\$ -	\$ -	\$ -
INTRAFUND TRANSFERS	\$ -	\$ -	\$ -	\$ -	\$ -
APPROPRIATION FOR CONTINGENCIE	\$ -	\$ -	\$ -	\$ -	\$ -
<b>Total Operating Expenses</b>	<b>\$ 8,276,740</b>	<b>\$ 8,698,023</b>	<b>\$ 9,725,219</b>	<b>\$ 9,725,219</b>	<b>\$ 9,725,219</b>
<b>Operating Income (Loss)</b>	<b>\$ 267,406</b>	<b>\$ (105,251)</b>	<b>\$ (280,783)</b>	<b>\$ (280,783)</b>	<b>\$ (280,783)</b>
<b>Non-Operating Revenues (Expenses)</b>					
Interest/Investment Income and/or Gain	\$ 15,317	\$ 17,659	\$ 14,592	\$ 14,592	\$ 14,592
Interest/Investment (Expense) and/or (Loss)	\$ -	\$ -	\$ -	\$ -	\$ -
Gain or Loss on Sale of Capital Assets	\$ -	\$ 3,368	\$ -	\$ -	\$ -
<b>Total Non-Operating Revenues (Expenses)</b>	<b>\$ 15,317</b>	<b>\$ 21,027</b>	<b>\$ 14,592</b>	<b>\$ 14,592</b>	<b>\$ 14,592</b>
<b>Income Before Capital Contributions and Transfers</b>	<b>\$ 282,723</b>	<b>\$ (84,224)</b>	<b>\$ (266,191)</b>	<b>\$ (266,191)</b>	<b>\$ (266,191)</b>
Capital Contributions - Grant, extraordinary items, etc.	\$ -	\$ -	\$ -	\$ -	\$ -
Transfers-In/(Out)	\$ (61,166)	\$ 123,223	\$ -	\$ -	\$ -
<b>Change in Net Assets</b>	<b>\$ 221,557</b>	<b>\$ 38,999</b>	<b>\$ (266,191)</b>	<b>\$ (266,191)</b>	<b>\$ (266,191)</b>
Net Assets - Beginning Balance	\$ 1,129,392	\$ 1,350,949	\$ 1,389,948	\$ 1,389,948	\$ 1,389,948
Net Assets - Ending Balance	\$ 1,350,949	\$ 1,389,948	\$ 1,123,757	\$ 1,123,757	\$ 1,123,757
Revenues Tie To				SCH 1, COL 4	
Expenses Tie To				SCH 1, COL 6	

State Controller Schedules County Budget Act August 2015	Stanislaus County Operation of Enterprise Fund Fiscal Year 2015-16			Schedule 11	
				Fund Title Service Activity	PW Transit PW Transit
Operating Detail	2013-14 Actual	2014-15 Actual	2015-16 Recommended	2015-16 Adopted by the Board of Supervisors	
1	2	3	4	5	
<b>Operating Revenues</b>					
TAXES	\$ 6,537,283	\$ 4,895,581	\$ 6,856,640	\$ 6,856,640	
LICENSES, PERMITS AND FRANCHISES	\$ -	\$ -	\$ -	\$ -	
FINES, FORFEITURES, PENALTIES	\$ -	\$ -	\$ -	\$ -	
INTERGOVERNMENTAL REVENUES - STATE	\$ 3,321,194	\$ 2,581,641	\$ 26,861	\$ 26,861	
INTERGOVERNMENTAL REVENUES - FED	\$ 579,103	\$ 517,876	\$ 982,606	\$ 982,606	
OTHER GOVERNMENTAL AGENCIES	\$ -	\$ -	\$ -	\$ -	
CHARGES FOR SERVICES	\$ 505,821	\$ 536,153	\$ 607,836	\$ 607,836	
LT Debt Proceeds, Cap Lse Proceeds	\$ -	\$ -	\$ -	\$ -	
SPECIAL ITEMS	\$ -	\$ -	\$ -	\$ -	
<b>Total Operating Revenues</b>	<b>\$ 10,943,401</b>	<b>\$ 8,531,251</b>	<b>\$ 8,473,943</b>	<b>\$ 8,473,943</b>	
<b>Operating Expenses</b>					
SALARIES & EMPLOYEE BENEFITS	\$ 287,832	\$ 383,210	\$ 560,231	\$ 560,231	
SERVICES & SUPPLIES	\$ 4,689,574	\$ 4,492,723	\$ 6,636,206	\$ 6,636,206	
OTHER CHARGES less Interest Exp	\$ 1,187,841	\$ 1,270,834	\$ 1,383,729	\$ 1,383,729	
FIXED ASSETS	\$ -	\$ -	\$ 4,597,872	\$ 4,597,872	
OP TRSFERS excl Operating trsfrs out	\$ -	\$ -	\$ -	\$ -	
INTRAFUND TRANSFERS	\$ -	\$ -	\$ -	\$ -	
APPROPRIATION FOR CONTINGENCIE	\$ -	\$ -	\$ -	\$ -	
<b>Total Operating Expenses</b>	<b>\$ 6,165,247</b>	<b>\$ 6,146,767</b>	<b>\$ 13,178,038</b>	<b>\$ 13,178,038</b>	
<b>Operating Income (Loss)</b>	<b>\$ 4,778,154</b>	<b>\$ 2,384,484</b>	<b>\$ (4,704,095)</b>	<b>\$ (4,704,095)</b>	
<b>Non-Operating Revenues (Expenses)</b>					
Interest/Investment Income and/or Gain	\$ 102,705	\$ 78,927	\$ -	\$ -	
Interest/Investment (Expense) and/or (Loss)	\$ -	\$ -	\$ -	\$ -	
Gain or Loss on Sale of Capital Assets	\$ -	\$ 13,550	\$ -	\$ -	
<b>Total Non-Operating Revenues (Expenses)</b>	<b>\$ 102,705</b>	<b>\$ 92,477</b>	<b>\$ -</b>	<b>\$ -</b>	
<b>Income Before Capital Contributions and Transfers</b>	<b>\$ 4,880,859</b>	<b>\$ 2,476,961</b>	<b>\$ (4,704,095)</b>	<b>\$ (4,704,095)</b>	
Capital Contributions - Grant, extraordinary items, etc.	\$ -	\$ -	\$ -	\$ -	
Transfers-In/(Out)	\$ (9,508)	\$ -	\$ -	\$ -	
<b>Change in Net Assets</b>	<b>\$ 4,871,351</b>	<b>\$ 2,476,961</b>	<b>\$ (4,704,095)</b>	<b>\$ (4,704,095)</b>	
Net Assets - Beginning Balance	\$ 10,082,267	\$ 14,953,618	\$ 17,430,579	\$ 17,430,579	
Net Assets - Ending Balance	\$ 14,953,618	\$ 17,430,579	\$ 12,726,484	\$ 12,726,484	
Revenues Tie To				SCH 1, COL 4	
Expenses Tie To				SCH 1, COL 6	



State Controller Schedules County Budget Act August 2015	Stanislaus County Operation of Enterprise Fund Fiscal Year 2015-16			Schedule 11	
				Fund Title Service Activity	Fink Road Landfill Fink Road Landfill
Operating Detail	2013-14 Actual	2014-15 Actual	2015-16 Recommended	2015-16 Adopted by the Board of Supervisors	
1	2	3	4	5	
<b>Operating Revenues</b>					
TAXES	\$ -	\$ -	\$ -	\$ -	\$ -
LICENSES, PERMITS AND FRANCHISES	\$ -	\$ -	\$ -	\$ -	\$ -
FINES, FORFEITURES, PENALTIES	\$ -	\$ -	\$ -	\$ -	\$ -
INTERGOVERNMENTAL REVENUES - STATE	\$ -	\$ 99	\$ -	\$ -	\$ -
INTERGOVERNMENTAL REVENUES - FED	\$ -	\$ -	\$ -	\$ -	\$ -
OTHER GOVERNMENTAL AGENCIES	\$ -	\$ -	\$ -	\$ -	\$ -
CHARGES FOR SERVICES	\$ 5,195,873	\$ 6,162,142	\$ 6,450,958	\$ 6,450,958	\$ 6,450,958
LT DEBT PROCEEDS, CAP LEASE PROCEEDS	\$ -	\$ -	\$ -	\$ -	\$ -
SPECIAL ITEMS	\$ -	\$ -	\$ -	\$ -	\$ -
<b>Total Operating Revenues</b>	<b>\$ 5,195,873</b>	<b>\$ 6,162,241</b>	<b>\$ 6,450,958</b>	<b>\$ 6,450,958</b>	<b>\$ 6,450,958</b>
<b>Operating Expenses</b>					
SALARIES & EMPLOYEE BENEFITS	\$ 1,223,153	\$ 1,190,028	\$ 1,313,594	\$ 1,313,594	\$ 1,313,594
SERVICES & SUPPLIES	\$ 1,261,765	\$ 1,749,133	\$ 6,387,350	\$ 6,387,350	\$ 6,387,350
OTHER CHARGES less Interest Exp	\$ 842,761	\$ 1,829,732	\$ 1,411,181	\$ 1,411,181	\$ 1,411,181
FIXED ASSETS	\$ 185,817	\$ (5,919)	\$ 811,500	\$ 811,500	\$ 811,500
OP TRSFERS excl Operating trsfrs out	\$ -	\$ -	\$ -	\$ -	\$ -
INTRAFUND TRANSFERS	\$ -	\$ -	\$ -	\$ -	\$ -
APPROPRIATION FOR CONTINGENCIE	\$ -	\$ -	\$ -	\$ -	\$ -
<b>Total Operating Expenses</b>	<b>\$ 3,513,496</b>	<b>\$ 4,762,974</b>	<b>\$ 9,923,625</b>	<b>\$ 9,923,625</b>	<b>\$ 9,923,625</b>
<b>Operating Income (Loss)</b>	<b>\$ 1,682,377</b>	<b>\$ 1,399,267</b>	<b>\$ (3,472,667)</b>	<b>\$ (3,472,667)</b>	<b>\$ (3,472,667)</b>
<b>Non-Operating Revenues (Expenses)</b>					
Interest/Investment Income and/or Gain	\$ 697,128	\$ 914,859	\$ 620,000	\$ 620,000	\$ 620,000
Interest/Investment (Expense) and/or (Loss)	\$ -	\$ -	\$ -	\$ -	\$ -
Gain or Loss on Sale of Capital Assets	\$ -	\$ -	\$ -	\$ -	\$ -
<b>Total Non-Operating Revenues (Expenses)</b>	<b>\$ 697,128</b>	<b>\$ 914,859</b>	<b>\$ 620,000</b>	<b>\$ 620,000</b>	<b>\$ 620,000</b>
<b>Income Before Capital Contributions and Transfers</b>	<b>\$ 2,379,505</b>	<b>\$ 2,314,126</b>	<b>\$ (2,852,667)</b>	<b>\$ (2,852,667)</b>	<b>\$ (2,852,667)</b>
Capital Contributions - Grant, extraordinary items, etc.	\$ -	\$ -	\$ -	\$ -	\$ -
Transfers-In/(Out)	\$ (1,153,261)	\$ (1,182,470)	\$ (1,238,026)	\$ (1,238,026)	\$ (1,238,026)
<b>Change in Net Assets</b>	<b>\$ 1,226,244</b>	<b>\$ 1,131,656</b>	<b>\$ (4,090,693)</b>	<b>\$ (4,090,693)</b>	<b>\$ (4,090,693)</b>
Net Assets - Beginning Balance	\$ 41,751,448	\$ 42,977,691	\$ 44,109,347	\$ 44,109,347	\$ 44,109,347
Net Assets - Ending Balance	\$ 42,977,691	\$ 44,109,347	\$ 40,018,654	\$ 40,018,654	\$ 40,018,654
Revenues Tie To				SCH 1, COL 4	
Expenses Tie To				SCH 1, COL 6	

State Controller Schedules County Budget Act August 2015	Stanislaus County Operation of Enterprise Fund Fiscal Year 2015-16			Schedule 11 Fund Title Service Activity		Geer Road Landfill	
						Geer Road Landfill	
Operating Detail	2013-14 Actual	2014-15 Actual	2015-16 Recommended	2015-16 Adopted by the Board of Supervisors			
1	2	3	4	5			
<b>Operating Revenues</b>							
TAXES	\$ -	\$ -	\$ -	\$ -	\$ -	\$ -	\$ -
LICENSES, PERMITS AND FRANCHISES	\$ -	\$ -	\$ -	\$ -	\$ -	\$ -	\$ -
FINES, FORFEITURES, PENALTIES	\$ -	\$ -	\$ -	\$ -	\$ -	\$ -	\$ -
INTERGOVERNMENTAL REVENUES - STATE	\$ -	\$ -	\$ -	\$ -	\$ -	\$ -	\$ -
INTERGOVERNMENTAL REVENUES - FED	\$ -	\$ -	\$ -	\$ -	\$ -	\$ -	\$ -
OTHER GOVERNMENTAL AGENCIES	\$ -	\$ -	\$ -	\$ -	\$ -	\$ -	\$ -
CHARGES FOR SERVICES	\$ -	\$ -	\$ -	\$ -	\$ -	\$ -	\$ -
LT Debt Proceeds, Cap Lse Proceeds	\$ -	\$ -	\$ -	\$ -	\$ -	\$ -	\$ -
SPECIAL ITEMS	\$ -	\$ -	\$ -	\$ -	\$ -	\$ -	\$ -
<b>Total Operating Revenues</b>	<b>\$ -</b>	<b>\$ -</b>	<b>\$ -</b>	<b>\$ -</b>	<b>\$ -</b>	<b>\$ -</b>	<b>\$ -</b>
<b>Operating Expenses</b>							
SALARIES & EMPLOYEE BENEFITS	\$ -	\$ -	\$ -	\$ -	\$ -	\$ -	\$ -
SERVICES & SUPPLIES	\$ 950,127	\$ 1,393,380	\$ 1,896,525	\$ 1,896,525	\$ 1,896,525	\$ 1,896,525	\$ 1,896,525
OTHER CHARGES less Interest Exp	\$ 106,854	\$ 102,041	\$ 102,853	\$ 102,853	\$ 102,853	\$ 102,853	\$ 102,853
FIXED ASSETS	\$ -	\$ -	\$ -	\$ -	\$ -	\$ -	\$ -
OP TRSFERS excl Operating trsfrs out	\$ -	\$ -	\$ -	\$ -	\$ -	\$ -	\$ -
INTRAFUND TRANSFERS	\$ -	\$ -	\$ -	\$ -	\$ -	\$ -	\$ -
APPROPRIATION FOR CONTINGENCIE	\$ -	\$ -	\$ -	\$ -	\$ -	\$ -	\$ -
<b>Total Operating Expenses</b>	<b>\$ 1,056,981</b>	<b>\$ 1,495,421</b>	<b>\$ 1,999,378</b>	<b>\$ 1,999,378</b>	<b>\$ 1,999,378</b>	<b>\$ 1,999,378</b>	<b>\$ 1,999,378</b>
<b>Operating Income (Loss)</b>	<b>\$ (1,056,981)</b>	<b>\$ (1,495,421)</b>	<b>\$ (1,999,378)</b>	<b>\$ (1,999,378)</b>	<b>\$ (1,999,378)</b>	<b>\$ (1,999,378)</b>	<b>\$ (1,999,378)</b>
<b>Non-Operating Revenues (Expenses)</b>							
Interest/Investment Income and/or Gain	\$ 360,381	\$ 204,150	\$ -	\$ -	\$ -	\$ -	\$ -
Interest/Investment (Expense) and/or (Loss)	\$ -	\$ -	\$ -	\$ -	\$ -	\$ -	\$ -
Gain or Loss on Sale of Capital Assets	\$ -	\$ -	\$ -	\$ -	\$ -	\$ -	\$ -
<b>Total Non-Operating Revenues (Expenses)</b>	<b>\$ 360,381</b>	<b>\$ 204,150</b>	<b>\$ -</b>	<b>\$ -</b>	<b>\$ -</b>	<b>\$ -</b>	<b>\$ -</b>
<b>Income Before Capital Contributions and Transfers</b>	<b>\$ (696,600)</b>	<b>\$ (1,291,271)</b>	<b>\$ (1,999,378)</b>	<b>\$ (1,999,378)</b>	<b>\$ (1,999,378)</b>	<b>\$ (1,999,378)</b>	<b>\$ (1,999,378)</b>
Capital Contributions - Grant, extraordinary items, etc.	\$ -	\$ -	\$ -	\$ -	\$ -	\$ -	\$ -
Transfers-In/(Out)	\$ 1,175,893	\$ 1,182,471	\$ 2,163,157	\$ 2,163,157	\$ 2,163,157	\$ 2,163,157	\$ 2,163,157
<b>Change in Net Assets</b>	<b>\$ 479,293</b>	<b>\$ (108,800)</b>	<b>\$ 163,779</b>	<b>\$ 163,779</b>	<b>\$ 163,779</b>	<b>\$ 163,779</b>	<b>\$ 163,779</b>
Net Assets - Beginning Balance	\$ 1,306,271	\$ 1,785,564	\$ 1,676,764	\$ 1,676,764	\$ 1,676,764	\$ 1,676,764	\$ 1,676,764
Net Assets - Ending Balance	\$ 1,785,564	\$ 1,676,764	\$ 1,840,543	\$ 1,840,543	\$ 1,840,543	\$ 1,840,543	\$ 1,840,543
Revenues Tie To							SCH 1, COL 4
Expenses Tie To							SCH 1, COL 6

**State Controller Schedules**

County Budget Act  
August 2015

**Stanislaus County**  
Operation of Enterprise Fund  
Fiscal Year 2015-16

**Schedule 11**

Fund Title  
Service Activity

**Stanislaus Behavioral Health Center**  
**Stanislaus Behavioral Health Center**

Operating Detail	2013-14 Actual	2014-15 Actual	2015-16 Recommended	2015-16 Adopted by the Board of Supervisors
1	2	3	4	5
<b>Operating Revenues</b>				
TAXES	\$ -	\$ -	\$ -	\$ -
LICENSES, PERMITS AND FRANCHISES	\$ -	\$ -	\$ -	\$ -
FINES, FORFEITURES, PENALTIES	\$ -	\$ -	\$ -	\$ -
INTERGOVERNMENTAL REVENUES - STATE	\$ -	\$ -	\$ -	\$ -
INTERGOVERNMENTAL REVENUES - FED	\$ -	\$ -	\$ -	\$ -
OTHER GOVERNMENTAL AGENCIES	\$ -	\$ -	\$ -	\$ -
CHARGES FOR SERVICES	\$ -	\$ -	\$ -	\$ -
LT Debt Proceeds, Cap Lse Proceeds	\$ -	\$ -	\$ -	\$ -
SPECIAL ITEMS	\$ -	\$ -	\$ -	\$ -
<b>Total Operating Revenues</b>	<b>\$ -</b>	<b>\$ -</b>	<b>\$ -</b>	<b>\$ -</b>
<b>Operating Expenses</b>				
SALARIES & EMPLOYEE BENEFITS	\$ -	\$ -	\$ -	\$ -
SERVICES & SUPPLIES	\$ -	\$ -	\$ -	\$ -
OTHER CHARGES less Interest Exp	\$ -	\$ -	\$ -	\$ -
FIXED ASSETS	\$ -	\$ -	\$ -	\$ -
OP TRSFERS excl Operating trsfers out	\$ -	\$ -	\$ -	\$ -
INTRAFUND TRANSFERS	\$ -	\$ -	\$ -	\$ -
APPROPRIATION FOR CONTINGENCIE	\$ -	\$ -	\$ -	\$ -
<b>Total Operating Expenses</b>	<b>\$ -</b>	<b>\$ -</b>	<b>\$ -</b>	<b>\$ -</b>
<b>Operating Income (Loss)</b>	<b>\$ -</b>	<b>\$ -</b>	<b>\$ -</b>	<b>\$ -</b>
<b>Non-Operating Revenues (Expenses)</b>				
Interest/Investment Income and/or Gain	\$ -	\$ -	\$ -	\$ -
Interest/Investment (Expense) and/or (Loss)	\$ -	\$ -	\$ -	\$ -
Gain or Loss on Sale of Capital Assets	\$ -	\$ -	\$ -	\$ -
<b>Total Non-Operating Revenues (Expenses)</b>	<b>\$ -</b>	<b>\$ -</b>	<b>\$ -</b>	<b>\$ -</b>
<b>Income Before Capital Contributions and Transfers</b>	<b>\$ -</b>	<b>\$ -</b>	<b>\$ -</b>	<b>\$ -</b>
Capital Contributions - Grant, extraordinary items, etc.	\$ -	\$ -	\$ -	\$ -
Transfers-In/(Out)	\$ -	\$ -	\$ -	\$ -
<b>Change in Net Assets</b>	<b>\$ -</b>	<b>\$ -</b>	<b>\$ -</b>	<b>\$ -</b>
Net Assets - Beginning Balance	\$ -	\$ -	\$ -	\$ -
Net Assets - Ending Balance	0	0	0	0
Revenues Tie To				SCH 1, COL 4
Expenses Tie To				SCH 1, COL 6

State Controller Schedules County Budget Act August 2015	Stanislaus County Operation of Enterprise Fund Fiscal Year 2015-16			Schedule 11 Health Clinics and Ancillary Services Health Clinics and Ancillary Services	
Operating Detail	2013-14 Actual	2014-15 Actual	2015-16 Recommended	2015-16 Adopted by the Board of Supervisors	
1	2	3	4	5	
<b>Operating Revenues</b>					
TAXES	\$ -	\$ -	\$ -	\$ -	\$ -
LICENSES, PERMITS AND FRANCHISES	\$ -	\$ -	\$ -	\$ -	\$ -
FINES, FORFEITURES, PENALTIES	\$ -	\$ -	\$ -	\$ -	\$ -
INTERGOVERNMENTAL REVENUES - STATE	\$ 95,196	\$ 40,993	\$ -	\$ -	\$ -
INTERGOVERNMENTAL REVENUES - FED	\$ 121,608	\$ 88,666	\$ 121,660	\$ 121,660	\$ 121,660
OTHER GOVERNMENTAL AGENCIES	\$ -	\$ -	\$ -	\$ -	\$ -
CHARGES FOR SERVICES	\$ 30,132,772	\$ 31,807,476	\$ 36,058,435	\$ 36,058,435	\$ 36,058,435
LT Debt Proceeds, Cap Lse Proceeds	\$ -	\$ -	\$ -	\$ -	\$ -
SPECIAL ITEMS	\$ -	\$ -	\$ -	\$ -	\$ -
<b>Total Operating Revenues</b>	<b>\$ 30,349,576</b>	<b>\$ 31,937,135</b>	<b>\$ 36,180,095</b>	<b>\$ 36,180,095</b>	<b>\$ 36,180,095</b>
<b>Operating Expenses</b>					
SALARIES & EMPLOYEE BENEFITS	\$ 16,660,357	\$ 16,064,482	\$ 20,984,736	\$ 20,984,736	\$ 20,984,736
SERVICES & SUPPLIES	\$ 12,149,491	\$ 14,014,615	\$ 13,755,399	\$ 13,755,399	\$ 13,755,399
OTHER CHARGES less Interest Exp	\$ 7,717,663	\$ 7,633,335	\$ 8,825,028	\$ 8,825,028	\$ 8,825,028
FIXED ASSETS	\$ -	\$ -	\$ 842,072	\$ 842,072	\$ 842,072
OP TRSFERS excl Operating trsfers out	\$ -	\$ -	\$ -	\$ -	\$ -
INTRAFUND TRANSFERS	\$ -	\$ -	\$ -	\$ -	\$ -
APPROPRIATION FOR CONTINGENCIE	\$ -	\$ -	\$ -	\$ -	\$ -
<b>Total Operating Expenses</b>	<b>\$ 36,527,511</b>	<b>\$ 37,712,432</b>	<b>\$ 44,407,235</b>	<b>\$ 44,407,235</b>	<b>\$ 44,407,235</b>
<b>Operating Income (Loss)</b>	<b>\$ (6,177,935)</b>	<b>\$ (5,775,297)</b>	<b>\$ (8,227,140)</b>	<b>\$ (8,227,140)</b>	<b>\$ (8,227,140)</b>
<b>Non-Operating Revenues (Expenses)</b>					
Interest/Investment Income and/or Gain	\$ 1,798,432	\$ 5,058,543	\$ 4,445,010	\$ 4,445,010	\$ 4,445,010
Interest/Investment (Expense) and/or (Loss)	\$ -	\$ -	\$ -	\$ -	\$ -
Gain or Loss on Sale of Capital Assets	\$ (13,588)	\$ (565)	\$ -	\$ -	\$ -
<b>Total Non-Operating Revenues (Expenses)</b>	<b>\$ 1,784,844</b>	<b>\$ 5,057,978</b>	<b>\$ 4,445,010</b>	<b>\$ 4,445,010</b>	<b>\$ 4,445,010</b>
<b>Income Before Capital Contributions and Transfers</b>	<b>\$ (4,393,091)</b>	<b>\$ (717,319)</b>	<b>\$ (3,782,130)</b>	<b>\$ (3,782,130)</b>	<b>\$ (3,782,130)</b>
Capital Contributions - Grant, extraordinary items, etc.	\$ -	\$ -	\$ -	\$ -	\$ -
Transfers-In/(Out)	\$ 5,021,990	\$ 20,466,733	\$ 5,086,804	\$ 5,086,804	\$ 5,086,804
<b>Change in Net Assets</b>	<b>\$ 628,899</b>	<b>\$ 19,749,414</b>	<b>\$ 1,304,674</b>	<b>\$ 1,304,674</b>	<b>\$ 1,304,674</b>
Net Assets - Beginning Balance	\$ (9,435,255)	\$ (8,806,357)	\$ 10,943,057	\$ 10,943,057	\$ 10,943,057
Net Assets - Ending Balance	<b>(8,806,357)</b>	\$ 10,943,057	\$ 12,247,731	\$ 12,247,731	\$ 12,247,731
Revenues Tie To				SCH 1, COL 4	
Expenses Tie To				SCH 1, COL 6	

State Controller Schedules County Budget Act August 2015	Stanislaus County Operation of Enterprise Fund Fiscal Year 2015-16			Schedule 11	
				Fund Title Service Activity	Inmate Welfare Commissary Inmate Welfare Commissary
Operating Detail	2013-14 Actual	2014-15 Actual	2015-16 Recommended	2015-16 Adopted by the Board of Supervisors	
1	2	3	4	5	
<b>Operating Revenues</b>					
TAXES	\$ -	\$ -	\$ -	\$ -	\$ -
LICENSES, PERMITS AND FRANCHISES	\$ -	\$ -	\$ -	\$ -	\$ -
FINES, FORFEITURES, PENALTIES	\$ -	\$ -	\$ -	\$ -	\$ -
INTERGOVERNMENTAL REVENUES - STATE	\$ -	\$ -	\$ -	\$ -	\$ -
INTERGOVERNMENTAL REVENUES - FED	\$ -	\$ -	\$ -	\$ -	\$ -
OTHER GOVERNMENTAL AGENCIES	\$ -	\$ -	\$ -	\$ -	\$ -
CHARGES FOR SERVICES	\$ 155,643	\$ 147,211	\$ 168,193	\$ 168,193	\$ 168,193
LT Debt Proceeds, Cap Lse Proceeds	\$ -	\$ -	\$ -	\$ -	\$ -
SPECIAL ITEMS	\$ -	\$ -	\$ -	\$ -	\$ -
<b>Total Operating Revenues</b>	<b>\$ 155,643</b>	<b>\$ 147,211</b>	<b>\$ 168,193</b>	<b>\$ 168,193</b>	<b>\$ 168,193</b>
<b>Operating Expenses</b>					
SALARIES & EMPLOYEE BENEFITS	\$ 204,379	\$ 252,488	\$ 237,358	\$ 237,358	\$ 237,358
SERVICES & SUPPLIES	\$ 1,133,067	\$ 1,202,427	\$ 1,421,818	\$ 1,421,818	\$ 1,421,818
OTHER CHARGES less Interest Exp	\$ 52,131	\$ 48,527	\$ 55,156	\$ 55,156	\$ 55,156
FIXED ASSETS	\$ -	\$ -	\$ -	\$ -	\$ -
OP TRSFERS excl Operating trsfers out	\$ -	\$ -	\$ -	\$ -	\$ -
INTRAFUND TRANSFERS	\$ -	\$ -	\$ -	\$ -	\$ -
APPROPRIATION FOR CONTINGENCIE	\$ -	\$ -	\$ -	\$ -	\$ -
<b>Total Operating Expenses</b>	<b>\$ 1,389,577</b>	<b>\$ 1,503,442</b>	<b>\$ 1,714,332</b>	<b>\$ 1,714,332</b>	<b>\$ 1,714,332</b>
<b>Operating Income (Loss)</b>	<b>\$ (1,233,934)</b>	<b>\$ (1,356,231)</b>	<b>\$ (1,546,139)</b>	<b>\$ (1,546,139)</b>	<b>\$ (1,546,139)</b>
<b>Non-Operating Revenues (Expenses)</b>					
Interest/Investment Income and/or Gain	\$ 1,382,991	\$ 1,530,661	\$ 1,449,000	\$ 1,449,000	\$ 1,449,000
Interest/Investment (Expense) and/or (Loss)	\$ -	\$ -	\$ -	\$ -	\$ -
Gain or Loss on Sale of Capital Assets	\$ -	\$ -	\$ -	\$ -	\$ -
<b>Total Non-Operating Revenues (Expenses)</b>	<b>\$ 1,382,991</b>	<b>\$ 1,530,661</b>	<b>\$ 1,449,000</b>	<b>\$ 1,449,000</b>	<b>\$ 1,449,000</b>
<b>Income Before Capital Contributions and Transfers</b>	<b>\$ 149,057</b>	<b>\$ 174,430</b>	<b>\$ (97,139)</b>	<b>\$ (97,139)</b>	<b>\$ (97,139)</b>
Capital Contributions - Grant, extraordinary items, etc.	\$ -	\$ -	\$ -	\$ -	\$ -
Transfers-In/(Out)	\$ (4,990)	\$ -	\$ -	\$ -	\$ -
<b>Change in Net Assets</b>	<b>\$ 144,067</b>	<b>\$ 174,430</b>	<b>\$ (97,139)</b>	<b>\$ (97,139)</b>	<b>\$ (97,139)</b>
Net Assets - Beginning Balance	\$ 928,131	\$ 1,072,199	\$ 1,246,629	\$ 1,246,629	\$ 1,246,629
Net Assets - Ending Balance	\$ 1,072,199	\$ 1,246,629	\$ 1,149,490	\$ 1,149,490	\$ 1,149,490
Revenues Tie To				SCH 1, COL 4	
Expenses Tie To				SCH 1, COL 6	



# Glossary



## GLOSSARY OF BUDGET TERMS & ACRONYMS

---

**A-87 Charges**—The term "A-87" is used interchangeably with "indirect charges". A-87 is a set of accounting standards, issued by the Federal Office of Management and Budget (OMB), used to guide counties as they calculate and assign indirect costs. A-87 has been superseded by the Supercircular, OMB's Final Guidance on Federal Grants, dated December 26, 2014. The State of California continues to require County submission of an annual A-87 Plan, to support the central service departments.

**AAA**—Area Agency on Aging

**AB 109**—Assembly Bill 109 realigns custodial and community supervision responsibility for non-serious, non-violent, and non-sex offenders, as well as supervision of lower level adult parolees returning from State prison sentences to counties. On June 30, 2011, the Governor signed a series of legislative bills as part of the State budget that provided funding and made necessary technical changes to implement the public safety realignment program outlined in AB 109. The Community Corrections Partnership (CCP) committee recommends the allocation of the funding to the Board of Supervisors.

**ACH**—Automated Clearinghouse

**Account**—A record of a type of monetary transaction maintained in the general ledger. We use the third segment of the Oracle coding structure to capture a transaction's account.

**Accrual Basis**—A method of accounting that recognizes revenue when earned rather than when collected. Expenses are recognized when incurred rather than when paid. Internal service funds, enterprise funds, and the pension and investment trust funds use this method of accounting.

**Activity**—A specific line of work performed to accomplish a function for which a governmental unit is responsible.

**Adopted Final Budget**—The second of a two-part budget process, this budget is required to be submitted to the Board by September 18<sup>th</sup>, and reflects revisions, reductions, or additions to the Proposed Budget.

**Ad Valorem**—In proportion to value, a basis for levy of taxes on property.

**Agency Fund**—Agency funds account for assets held by the County as an agent for individuals, private organizations, or other governments.

**Allocate**—To set apart for a particular purpose, assign or allot.

**Allocation**—The share or portion allocated.

**Amortization**—A process of cost allocation over time, usually used with intangible assets or debt. Example: if a loan of \$12,000 is amortized over one year with no interest, the monthly payments would be \$1,000 a month.

**Annual Financial Report**—The official annual report of the government. This report summarizes and discloses the financial activity of the County and its component units for the fiscal year. It is produced by the Auditor-Controller's Office.

**Appropriation**—The authorization granted by the Board of Supervisors to make expenditures.

**Assessed Valuation**—An official government value placed upon real property or personal property as a basis for levying taxes.

**Assessment**—An official valuation of property, used as a basis for levying a tax.

**Assigned Fund Balance**—Comprised of amounts intended to be used by the government for specific purposes that are neither restricted nor committed. Intent can be expressed by the governing body or by an official or body to which the governing body delegates the authority. Assigned fund balance can be used to eliminate a projected budgetary deficit in the subsequent year's budget.

**Audit**—A systematic collection of the sufficient, competent evidential matter needed to attest to the fairness of management's assertions in the financial statements or to evaluate whether management has efficiently and effectively carried out its responsibilities.

**Audit Trail**—Original documents supporting financial transactions.

**Available and Measurable**—Revenues are considered available when they will be collected either during the current period or soon enough after the end of the period to pay current year liabilities. Revenues are considered measurable when they are reasonably estimable.

**BHRS**—Behavioral Health and Recovery Services

**BOC**—Board of Corrections

**Balance Sheet**—A financial statement of all County accounts formatted in accordance with the "accounting equation" (assets=liability+equity) at a specific date.

**Balanced Budget**—The amount of budgeted expenditures is equal to or less than the amount of budgeted revenues plus other available resources.

**Board Priorities**—A list of seven priorities established by the Board of Supervisors: "A Safe Community", "A Healthy Community", "A Strong Local Economy", "Effective Partnerships", "A Strong Agricultural Economy/Heritage," "A Well Planned Infrastructure System," and "Efficient Delivery of Public Services."

**Bond**—A funding tool representing a written promise to pay a specific sum (face value or principal amount) in the future (maturity date), plus interest.

**Braided Funds**—Braided funding is the pooling and coordination of resources from various agencies to provide needed services, while maintaining the integrity of each agency's funding stream. However, the funds must be used for their original intent.

**Brown Act**—The Ralph M. Brown Act is a California law that ensures that the public can attend and participate in meetings of local government.

**Budget**—Proposed spending plan of expenditures and revenue over a given period of time.

**Budget Unit**—Accounting or organizational units deemed necessary or desirable for control of the financial operation. A budget must be adopted by the Board of Supervisors for each of its budget units. A budget unit is represented in Oracle by a combination of a "fund" and an "org."

**Budgetary Control**—The control or management of a government or enterprise in accordance with an approved budget to keep expenditures within the limitations of available appropriations and available revenues.

**CAIRE**—Child Abuse, Interviews, Referrals and Examinations

**CAP**—Cost Allocation Plan

**CCP**—Community Corrections Partnership Plan



**CEO**—Chief Executive Officer

**CHIP**—California Healthcare for Indigents Program

**COLA**—Cost of living adjustment

**COP**—Certificates of Participation

**CRM**—Customer Relationship Management

**CSA**—Community Services Agency

**CSAC**—California State Association of Counties

**CalWORKs**—California Work Opportunity and Responsibility to Kids

**CAL MMET**—California Multi-Jurisdictional Methamphetamine Enforcement Taskforce

**Capital Assets**—Land, improvements to land, easements, buildings, vehicles, machinery, works of art, infrastructure, and all assets that are used in operations and have initial useful lives beyond any one reporting period (a year).

**Capital Lease**—An agreement that conveys the right to use property, plant, or equipment, usually for a stated period of time.

**Capital Improvement Program**—A comprehensive multi-year forecast of capital needs and requests.

**Capital Project**—Any project having assets of significant value and a useful life of five years or more. Capital projects include the purchase of land, designs, engineering, and construction of buildings and infrastructure such as streets, bridges, drainage, street lighting, water systems, etc.

**Capital Projects Fund**—One of five governmental fund types used to account for financial resources to be used for the acquisition or construction of major capital facilities.

**Cash Basis**—A method of accounting by which revenues and expenditures are recorded when they are received and paid.

**Committed Fund Balance**—Includes amounts that can be used only for the specific purposes determined by a formal action of the government's highest level of decision-making authority. Commitments may be changed or lifted only by the government taking the same formal action that imposed the constraint originally.

**Contingency Fund (Also "Appropriations for Contingencies)**—Funds set-aside to address emergencies and other unanticipated expenses.

**Cost Accounting**—The method of accounting that provides for assembling and recording of all the elements of cost incurred to accomplish a purpose, to carry on an activity or operation, or to complete a unit of work for a specific job.

**Cost Allocation Plan**—This plan, established under Federal guidelines, identifies, distributes, and allows the County to be reimbursed for the costs of services by support groups (such as Purchasing, Personnel, CEO, County Counsel) to those departments performing functions supported by Federal/State funds.

**County Match**—The term "match" refers to the percentage of local discretionary County monies in the General Fund, which must be used to match a certain amount of State and/or Federal funds or a needed contribution.

**Critical Need**—A budgetary need that can't be met within a department's base budget amount resulting from State and/or Federal mandates, legal requirements, or program changes to implement the Board of Supervisors' priorities or direction.

**DA**—District Attorney

**DOJ**—Department of Justice

**Debt Service Fund**—One of the five governmental funds used to finance and account for the payment of interest and principal on bonds or other long-term borrowing.

**Debt Services**—The payment of principal and interest on borrowed funds such as bonds.

**Deficit**—(1) The excess of liabilities of a fund over its assets; (2) The excess of expenditures over revenues during an accounting period or, in the case of proprietary funds, the excess of expenses over revenues during an accounting period.

**Deferral**—Postponement of the recognition of an expense already paid or a revenue already received.

**Deferred Maintenance**—Backlog of needed repairs to facilities, including replacement and repair of roofing, heat and cooling system, painting, floor coverings, and other structural items.

**Department**—A basic organizational unit of government that may be sub-divided into divisions or programs.

**Depreciation**—The portion of the cost of a capital asset charged as an expense during the period. Over time, the entire cost of the asset is ultimately charged as an expense.

**Direct Charges**—Expenses that are specifically associated with a service, program, or department and, thus, are clearly identifiable to a particular function – for example, the gasoline used by a department's vehicles.

**Disbursements**—Payments

**Discretionary Revenue**—Primarily used in the context of the General Fund, this term refers to those revenue sources for which there are no restrictions on their use.

**Download**—To transfer or copy data from one computer to another, or to a disk or peripheral device; generally from a central, often remote computer to another peripheral device such as a personal computer.

**EMS**—Emergency Medical Services

**ERAF**—Educational Revenue Augmentation Fund

**E-Government**—E-Government refers to the use by government agencies of information technologies (such as Wide Area Networks, the Internet, and mobile computing) that have the ability to transform relations with citizens, businesses, and other arms of the government. These technologies can serve a variety of different ends: better delivery of government services to citizens, improved interactions with business and industry, citizen empowerment through access to information, or more efficient government management.

**E-Recovery**—A cost containment alternative that enables the recovering of medication costs from manufacturer-based patient assistance programs.

**Earmarked**—Revenues designated by statute or Constitution for a specified purpose.

**Emergency Medical Services Appropriation (SB 2132)**—In 2000, due to diminishing Proposition 99 Tobacco Tax funds, the Legislature created, through SB 2132 (Dunn/Peralta), the Emergency Medical Services Appropriation (EMSA). The EMSA was created to guarantee that a certain portion of Prop 99 dollars would continue to be used to fund emergency room physician services at the local level.

**Employee Benefits**—Amounts paid on behalf of employees; these amounts are not included in the gross salary. They are fringe benefit payments, and while not paid directly to employees, they are nevertheless a part of the cost of salaries and benefits. Examples are group health or life insurance payments, contributions to employee retirement, Social Security taxes, workers' compensation payments, and unemployment insurance payments.

**Encumbrance**—Commitments related to unperformed contracts for goods or services. They represent estimated amounts of expenditures ultimately to result if unperformed contracts are completed.

**Enterprise Fund**—Proprietary fund type used to report an activity for which a fee is charged to external users for goods or services.

**Entitlement**—The amount of payment to which a state or local government is entitled as determined by the Federal or other government pursuant to an allocation formula contained in applicable statutes.

**Equity**—Residual interest in assets of an entity that remains after deducting liabilities.

**Expenditures**—Payment of cash or cash-equivalent for goods or services, or a charge against available funds in settlement of an obligation as evidenced by an invoice, receipt, voucher, or other such document.

**Expenses**—Outflows or other using up of assets or incurrences of liabilities (or a combination of both) from delivering or producing goods, rendering services, or carrying out other activities that constitute the entity's ongoing major or central operations.

**FC**—Foster Care

**FFP**—Federal Financial Participation

**FMS**—Financial Management System

**FQHC—Federally Qualified Health Center** – Federally Qualified Health Centers include all organizations receiving grants under Section 330 of the Public Health Service Act, certain tribal organizations, and FQHC Look-Alikes. FQHCs qualify for enhanced reimbursement from Medicare and Medicaid, as well as other benefits. FQHCs must serve an underserved area or population, offer a sliding fee scale, provide comprehensive services, have an ongoing quality assurance program, and have a governing board of directors.

**FRC**—Family Resource Center

**FTE**—Full Time Equivalent

**Federal Financial Participation**—Federal Financial Participation is a term used by the Federal government to denote when the Federal government will participate with the costs related to administering a program.

**Federally Qualified Health Center Look-Alike**—An FQHC Look-Alike is an organization that meets all of the eligibility requirements of an organization that receives a Public Health Service Act Section 330 grant, but does not receive grant funding.

**Fiduciary Funds**—Generally Accepted Accounting Principles (GAAP) indicates that fiduciary funds should be used “to report assets held in a trustee or agency capacity for others and therefore cannot be

used to support the government's own programs." Fiduciary funds include, but are not limited to, pension trust funds as well as agency funds.

**Fiscal**—Financial

**Fiscal Year**—A twelve month period between settlement of financial accounts; Stanislaus County's Fiscal Year begins July 1 and ends June 30.

**Fixed Assets**—See Capital Assets.

**Full Time Equivalent**—The decimal equivalent of a part-time position converted to a full time basis; e.g., one person working half time would count as 0.50 FTE.

**Function**—A group of related activities aimed at accomplishing a major service or regulatory program for which a governmental unit is responsible (e.g., public safety).

**Fund**—A fiscal and accounting entity with a self-balancing set of accounts segregated to carry out specific activities or attain certain objectives in accordance with special regulations, restrictions, or limitations. Governments use funds to segregate their financial resources and demonstrate legal compliance. We use the first segment of the Oracle coding structure to capture a transaction's fund.

**Fund Balance**—Difference between assets and liabilities reported in a governmental fund.

**GA**—General Assistance

**GFOA**—Government Finance Officers Association

**G/L**—General Ledger – A record containing the accounts needed to reflect the financial position and the results of operations of a government.

**GSA**—General Services Agency

**Governmental Accounting Standards Board (GASB)**—The authoritative accounting and financial reporting standard-setting body for government entities.

**GASB 34**—In June 1999, the Government Accounting Standards Board published Statement 34, Basic Financial Statements – and Management's Discussion and Analysis – for State and Local Governments, which requires state and local governments to begin reporting the value of their infrastructure assets and liabilities, including roads, bridges, water and sewer facilities, and dams in their annual financial reports on an accrual accounting basis. It also called for trust funds to be converted to governmental funds where the County has sole discretion over the use of the funds.

**GASB 51**—Financial statements with fiscal periods beginning after June 15, 2009, Governmental Accounting Standards Board has issued Statement 51, Accounting and Financial Reporting for Intangible Assets. Intangible assets including easements, water rights, timber rights, patents, trademarks, and computer software need to be classified as capital assets. Additionally, internally generated intangible assets, i.e., computer software is subject to capitalization.

**GASB 54**—The GASB issued Statement 54, Fund Balance Reporting and Governmental Fund Type Definitions, to address issues related to how fund balance was reported. GASB 54 was implemented July 1, 2010 in Stanislaus County.

**GASB 65** – The GASB issued Statement 65, Items Previously Reported as Assets and Liabilities to recognize deferred outflows and deferred inflows. The new accounting equation is Assets +Deferred Outflows = Liabilities + Deferred Inflows + Net Position.

**GASB 68** – The GASB issued Statement 68, Accounting and Financial Reporting for Pensions, established new accounting and financial reporting requirements for governments that provide their employees with pension benefits. The proportionate share of the net pension liability will appear on the accrual-based financial statements.

**General Fund**—One of five governmental fund types that typically serves as the chief operating fund of a government.

**Generally Accepted Accounting Principles (GAAP)**—Uniform minimum standards and guidelines for financial accounting and reporting. They govern the form and content of the financial statements of an entity. GAAP encompass the conventions, rules, and procedures necessary to define accepted accounting practice at a particular time. They include not only broad guidelines of general application, but also detailed practices and procedures. GAAP provide a standard by which to measure financial presentations. The primary authoritative body on the application of GAAP for State and local governments is GASB.

**Governmental Accounting**—The composite activity of analyzing, recording, summarizing, reporting, and interpreting the financial transactions of governments.

**Governmental Funds**—Funds generally used to account for tax-supported activities. There are five different types of governmental funds: the general fund, special revenue funds, debt service funds, capital project funds, and proprietary funds.

**Grant**—A contribution by a government or other organization to support a particular function. Grants may be classified as either “block” (annual set amount designated for an organization) or “competitive” (variable amounts determined by the merits of the grant submittal compared to other competing submittals).

**HEDIS**—HEDIS is a tool created by the National Committee for Quality Assurance (NCQA) to collect data about the quality of care and services provided by health plans. HEDIS consists of a set of performance measurements that compare how well health plans perform in key areas: quality of care, access to care, and member satisfaction with the health plan and doctors. NCQA requires health plans to collect this information in the same manner so that results can be fairly compared to another. Health plans can arrange to have their HEDIS results verified by an independent auditor.

**HICAP**—Health Insurance Counseling and Advocacy Program

**HIDTA**—High Intensity Drug Trafficking Area

**HSA**—Health Services Agency

**Historical Cost**—An accounting technique that values an asset for balance sheet purposes at the price paid for the asset at the time of its acquisition.

**Housing Set-Aside**—Redevelopment funds required by law to be set-aside to assist low and moderate-income households with rehabilitation, construction, and acquisition of residential housing.

**ICJIS**—Integrated Criminal Justice Information System

**IHCP**—Indigent Health Care Program

**IHSS**—In-Home Supportive Services

**IP**—Individual Provider

**IT**—Information Technology

**Imprest Cash**—Imprest cash is defined for these purposes as cash on hand. There are two types of imprest cash at the County: petty cash funds and change funds.

**Income Statement**—A financial summary that shows an agency's operating results over a specified period of time, usually one year. More specifically, the statement shows an agency's revenues as well as their costs/expenses.

**Indirect Charges**—Expenses that cannot be specifically associated with a given service, program, or department and, thus, are not clearly identifiable to a particular function. For example, charges for the cost of heat in a building containing multiple departments would be an indirect charge.

**Infrastructure**—Long-lived capital assets that normally are stationary in nature and normally can be preserved for a significantly greater number of years than most capital assets (roads, bridges, water and sewer systems, dams, etc.).

**Interfund Activity**—An activity, transaction, or service between two or more County funds.

**Interfund Charge**—A transaction involving services or supplies between two different funds. Charging different funds allows the revenues and expenditures to be seen on each department's individual set of financial records.

**Interfund Loans**—Amounts provided between funds with a requirement for repayment.

**Interfund Transfers**—Flows of assets (such as cash or goods) between funds without equivalent flows of assets in return and without a requirement for repayment.

**Intergovernmental Revenue**—Funds received from Federal, State, and other local government sources in the form of grants, shared revenues, and payments in lieu of taxes.

**Internal Service Fund**—Proprietary fund type that may be used to report any activity that provides goods or services to other departments or governments on a cost-reimbursement basis.

**Intrafund Activity**—An activity, transaction, or service within one County fund.

**Intrafund Charge**—A transaction involving services or supplies within one fund. The reason intrafund accounts are used is so individual departments (same fund but different orgs) can record revenue/expenditures, but not double count revenue/expenditures at the fund level.

**Invoice**—A term describing an original document either issued for the sale of goods on credit (a sales invoice) or received for goods bought (a purchase invoice).

**Issued Base**—This amount represents the base General Fund allocation level for providing a base level of service and is based on the previous year's Final Budget with changes for negotiated increases and other program changes.

**JJCPA**—Juvenile Justice Crime Prevention Act

**Joint Powers Agreement**—In accordance with Government Code Sections 6500-6534, if authorized by their legislative or other governing bodies, two or more public agencies by agreement may jointly exercise any power common to the contracting parties. The agreement shall state the purpose of the agreement or the power to be exercised. They shall provide for the method by which the purpose will be accomplished or the manner in which the power will be exercised.

**Journal Voucher (JV)**—A standard form for recording transactions to the general ledger.

**LAFCO**—Local Agency Formation Commission

**LAN**—Local Area Network

**Lease**—A contract granting use or occupation of property during a specified period in exchange for a specified rent.

**Legal Budget Unit (LBU)**—An accounting unit, representing one or more departmental programs, where budgeted appropriations are established and reported.

**Liquidity**—(1) The degree to which an asset or security can be bought or sold in the market without affecting the asset's price; (2) The ability to convert an asset to cash quickly.

**Lockyer-Isenberg Trial Court Funding Act**—The Lockyer-Isenberg Trial Court Funding Act of 1997 (AB 233) was enacted in September 1997 and included the following: consolidation of all court funding at the State level, capped counties' financial responsibility at the Fiscal Year 1994-1995 level, and required the State to fund all future growth in court operation costs.

**Long-term Debt**—Debt with a maturity of more than one year after issuance.

**M&O**—Maintenance and operations

**MHSA**—Mental Health Services Act (Prop 63)

**MOE**—Maintenance of Effort

**MOU**—Memorandum of Understanding—agreement outlining the terms of employment entered into between the County and employees of various bargaining units.

**Maddy Emergency Medical Services (EMS) Fund**—The Maddy Emergency Medical Services Fund was created by the Legislature in SB 12/612 (Chapter 1240, Statutes 1987) and set out in Government Code 7600 and Health and Safety Code Part I, Division 2.5, Section 1797.98. This state law mandates a \$7 surcharge for every \$10 of traffic fines collected for criminal offenses. A portion of the surcharge is deposited into the local EMS Fund and used for the reimbursement of emergency medical services provided to persons unable to pay for their care.

**Maintenance of Effort**—A level of local agency contribution required as part of a grant, dedicated funding, or a mandate.

**Mandate**—Ordered; mandatory

**Mandated Program**—A requirement by the State or Federal government that the County perform a task, perform a task in a particular way, or perform a task to meet a particular standard, often without compensation from the higher level of government.

**Market Value**—The price investors are willing to pay for a share of stock or an asset on the open market.

**Maturity**—The date upon which the principal or stated value of an investment becomes due and payable.

**Mid-Year Financial Report**—A financial review which considers actual expenditures/expenses for the first six months of the fiscal year and projections for the remaining six months. This review is often used to make corrective actions to ensure that expenditures remain within budgeted appropriations.

**Mission Statement**—A succinct description of the scope and purpose of a County department.

**Modified Accrual Basis**—Basis of accounting used in conjunction with the current financial resources measurement focus that modifies the accrual basis of accounting in two important ways (1) revenues are not recognized until they are measurable and available, and (2) expenditures are recognized in the period

in which governments in general normally liquidate the related liability rather than when that liability is first incurred (if earlier).

**Municipal Advisory Council (MAC)**—an elected body representing a specific area of the County that provides advice to the Board of Supervisors concerning services which are or may be provided by the County or other local governmental agencies, including but not limited to matters of public health, safety, welfare, public works, and planning.

**NIMS**—National Incident Management System

**Net County Cost**—The difference between budgeted appropriations and departmental revenue. Local tax revenues fund the difference.

**National Incident Management System**—NIMS is a system mandated by Homeland Security Presidential Directive 5 that provides: a consistent, nationwide approach for Federal, local, and tribal governments; the private-sector and nongovernmental organizations to work effectively and efficiently together to prepare for, respond to, and recover from domestic incidents, regardless of cause, size or complexity. To provide for interoperability and compatibility among federal, local, and tribal capabilities, the NIMS includes a core set of concepts, principles, and terminology.

**Non-spendable Fund Balance**—Includes amounts that are not in a spendable form or are legally or contractually required to be maintained intact (such as the long-term amount of notes receivable or prepaid amounts).

**OES**—Office of Emergency Services

**OHP**—Out of home placement

**Object**—An expenditure classification required by the State Controller's Office that summarizes a group of accounts. The County's budget must be adopted by the object of expenditure within each budget unit. This becomes the legal level for budgetary control – the level at which expenditures may not exceed budgeted appropriations.

**Operating Transfers**—A transfer of cash to another fund (other than trust funds) NOT involving goods or services – e.g., County Match.

**Oracle FMS**—Financial Management System software application purchased from Oracle to maintain the County's general ledger.

**Ordinance**—A formal legislative enactment by the governing board (i.e., the Board of Supervisors) of a municipality. If it is not in conflict with any higher form of law, it has the full force and effect of law within the boundaries of the municipality to which it applies.

**Org (Short for organization)**—A cost center deemed necessary or desirable for control of financial operations. We use the second segment of the Oracle coding structure to capture a transaction's "org."

**Other Charges**—A payment to an agency, institution, or person outside the County Government or CAP charges.

**Other Financing Sources**—Increase in current financial resources that is reported separately from revenues to avoid distorting revenue trends. The use of *other financing sources* category is limited to items so classified by GAAP.

**Other Financing Uses**—Decrease in current financial resources that is reported separately from expenditures to avoid distorting expenditure trends. The use of *other financing uses* category is limited to items so classified by GAAP.



**Overhead**—General fixed costs such as rent, lighting, and heating expenses that cannot be charged to a specific product or work operation.

**PA**—Public Authority

**PH**—Public Health

**PLF**—Public Library Foundation

**POB**—Pension Obligation Bonds

**PSR**—Project Study Report

**PSR**—Public Safety Restoration

**PT**—Property Tax

**PTAF**—Property Tax Administration Fee

**PTAP**—Property Tax Administration Program

**Patient Assistance Program**—Patient Assistance Programs are run by pharmaceutical companies and provide free medication to people who cannot afford to buy their medicine.

**Patient Protection and Affordable Care Act (PPACA)**—Also known as Health Care Reform.

**Pension Obligation Bonds**—On September 25, 1995, the County issued Taxable Pension Obligation Bonds. The proceeds were used to pay the Stanislaus County Employees' Retirement Association for the County's unfunded actuarial accrued liability.

**Performance Measure**—An annual indicator of achievement or measures of prediction for a program or work unit as defined in the organization of the budget. Measures may be expressed as a number count, fraction, or a percent of achievement related to the size of the problem or service being provided.

**Policy Issues**—The addition, expansion, reduction, or modification of programs that have significant implications/impact to the County or public.

**Position Description Questionnaire (PDQ)**—A form used in evaluating job reclassification requests. The form must be signed by the Supervisor and Department Head.

**Prescription Assistance Program**—See Patient Assistance Program.

**Prior Year**—Transactions that are posted in the current year for previous years' contracts or commitments for service. Encumbrances from the previous year are carried into the next year's appropriation.

**Prior Year Appropriations**—Budget carried forward with purchase orders (obligation encumbrances) from the prior fiscal year.

**Program**—Desired output-oriented accomplishments, which can be measured and achieved within a given time frame. Achievements of the programs advance the project and organization through a corresponding solution to a need or problem.

**Program-based Budget Approach**—The proposed spending plan that was developed by reviewing the specific services each department offers along with a categorization of how it meets the Board of Supervisors' stated priorities.

**Property Tax**—An “ad valorem” tax on real and personal property, based on the value of the property in accordance with Proposition 13.

**Proposition 10**—In November 1998, Proposition 10 was passed by voters, which enacted the California Children’s and Family Act. Proposition 10 increased the cigarette tax by 50 cents per pack to fund a variety of community-based, early childhood initiatives for newborns to children five year of age. Funds are distributed to county commissions, which are overseen by a State commission. The Act requires participating counties to establish local county commissions that allocate California Children and Families Program (CCFP) funds to local service providers for community awareness, education, health care, social services, and research efforts.

**Proposition 36**—In November 2000, California voters passed Proposition 36, the Substance Abuse and Crime Prevention Act of 2000 (SACPA). This initiative allows most people convicted of first and second time nonviolent, simple drug possession to receive drug treatment instead of incarceration.

**Proposition 63**—On November 2, 2004, the voters of California passed Proposition 63, the Mental Health Services Act (MHSA). The proposition established a 1% income surtax on incomes over a million dollars and the revenues are to be used to create new county mental health programs and expand existing programs. The Act addresses a broad continuum of prevention, early intervention, and service needs and the necessary infrastructure, technology, and training elements that will effectively support this system.

**Proposition 99**—The Tobacco Tax and Health Promotion Act of 1988 (Proposition 99) was approved by California voters in November 1988. This law authorizes a tax of 25 cents per pack of cigarettes, or similar amount on other tobacco product items. These tax revenues are collected by the State and disbursed to fund statewide tobacco control health education and research efforts through local lead agencies, competitive grantees, and media campaigns.

**Proposition 172**—Proposition 172, which added Section 35 to Article XIII of the California Constitution, provides for a one half cent sales and use tax for local public safety services, but the allocation of that revenue is determined by statute. Proposition 172 revenues are collected by the State Board of Equalization and apportioned to each county based on proportionate shares of statewide taxable sales. Each county is required to deposit this revenue in a Public Safety Augmentation Fund to be allocated by the county auditor to the county and cities within the county.

**Proprietary Funds**—Funds that focus on the determination of operating income, changes in net assets (or cost recovery), financial position, and cash flows. There are two different types of proprietary funds: enterprise funds and internal services funds.

**Public Facilities Fees (PFF)**—The Public Facilities Fee program imposes a fee on new development per Section 66000 et seq. of the California Government Code. Commonly known as a “growth impact fee,” revenues collected under this program support the pro-rata extension of existing County services to support the new growth created by the development. This fee provides for the expansion of facilities or services to meet growth needs, but does not replace, repair, or maintain the existing level-of-service provided by the County.

**Public Records Act**—The Public Records Act (California Government Code Sections 6250-6276.48) enacted in 1968 was designed to give the public access to information in possession of public agencies, unless there is a specific reason not to do so. Most of the reasons for withholding disclosure of a record are set forth in specific exemptions contained in the Act. However, some confidentiality provisions are incorporated by reference to other laws.

**RDA**—Redevelopment Agency

**RFP**—Request for proposal

**ROI**—Return on investment

**Realignment Revenue**—1991 Realignment Revenue - The State Legislature enacted Assembly Bill 1491 in Fiscal Year 1991-1992 to give counties a source of funding for their public health, mental health, and certain social services programs. The revenue to fund these programs comes from a one half cent sales tax and a portion of the Vehicle License Fees. Welfare and Institutions Code Section 17600 created the Local Revenue Fund and each County receives Realignment funds from the State Local Revenue Fund. 2011 Public Safety Realignment Revenue - the State Legislature enacted Assembly Bill 118 in Fiscal Year 2011-2012 to give counties a source of funding for the shift in custodial and community supervision responsibilities for non-serious, non-violent, and non-sex offenders, as well as supervision of lower level adult parolees returning from State prison sentences to counties, and to make changes in the funding streams of certain mental health, social services, and substance use disorder programs.

**Recognition**—Determination of when a transaction is to be recorded.

**Recommended Proposed Budget**—The first of a two-part budget process, this budget is required to be submitted to the Board by June 30<sup>th</sup> of each year and reflects any revisions, reductions, or additions to the prior year's budget.

**Redevelopment Agency (RDA)**—Technically, an independent agency governed by the Board of Supervisors acting as Agency Board members, designed to provide fiscal resources to implement and construct programs and projects that help eliminate blighting conditions in the County. RDA was abolished by ABX1 26 in Fiscal Year 2011-2012.

**Reimbursement**—Fees received as payment for the provision of specific services.

**Resolution**—An order by the Board of Supervisors requiring less legal formality than an ordinance of statute.

**Restricted Fund Balance**—Includes amounts that can be spent only for the specific purposes stipulated by constitution, external parties (such as creditors, grant providers or contributors), or through enabling legislation.

**Retained Earnings**—The accumulated earnings of an enterprise or internal service fund.

**Revenue**—Funds received from various sources and treated as income by the County which are used to finance expenditures.

**SACPA**—Substance Abuse and Crime Prevention Act of 2000 (Proposition 36)

**SB 90**—Senate Bill 90 - Reimbursement claims that allow the County to fund State-mandated programs while freeing up General Fund revenues.

**SBT**—Strategic Business Technology

**SDEA**—Stanislaus Drug Enforcement Agency

**SEMS**—The Standardized Emergency Management System is the system required by Government Code Section 8607(a) for managing response to multi-agency and multijurisdiction emergencies in California. SEMS consists of five organizational levels, which are activated as needed: field response, local government, operational area, regional, and State. SEMS incorporates the use of Incident Command Center (ICS), the Master Mutual Aid Agreement, existing mutual aid systems, the operational area concept, and multi-agency or inter-agency coordination. Local governments must use SEMS to be eligible for funding of their personnel related costs under State disaster programs.

**SRC**—Stanislaus Recovery Center

**SSI**—Supplemental Security Income

**SSP**—State Supplementary Payments

**StanCERA**—Stanislaus County Employees' Retirement Association

**STANCOG**—Stanislaus Council of Governments

**STC**—Standards and Training for Correctional Officers

**STOAAC**—Services to Older Adults Advisory Council

**Salaries and Employee Benefits**—Accounts which establish expenditures for employee-related costs.

**Schedule 9**—This schedule is prepared to meet requirements for disclosing financing uses as covered in Section 29006 of the Budget Act. All financing uses, including both specific and contingent, are included in this schedule. A separate schedule is required for each budget unit having activity within the County's operating funds.

**Secured Taxes**—Taxes levied on real properties in the County which must be "secured" by lien on the properties.

**Self-Insurance**—A term often used to describe the retention by an entity of a risk of loss arising out of the ownership of property or from some other cause, instead of transferring that risk to an independent third party through the purchase of an insurance policy. It is sometimes accompanied by the setting aside of assets to fund any related losses.

**Seriously Emotionally Disturbed (SED) Children's Program**—Assembly Bill 3632/882, enacted in 1984, mandated that students with certain emotional disorders be provided mental health services, as a supplement to their education and at no cost to the family. Counties received funding to provide the services, which included occupational and physical therapy, psychotherapy or other mental health services, and residential services for children classified as seriously emotionally disturbed. In Fiscal Year 2010-2011, the mandate was suspended and all program funding vetoed by the Governor, which shifted the financial responsibility for the program to the Department of Education.

**Services and Supplies**—Accounts which establish expenditures for operating expenses of County departments and programs other than salaries and benefits, other charges, and capital assets.

**Source Document**—An original invoice, bill, or receipt to which journal entries, checks, or deposits refer.

**Special District**—An independent unit of local government organized to perform a single government function or a restricted number of related functions. Special Districts usually have the power to incur debt and levy taxes; however, certain types of special districts are entirely dependent upon enterprise earnings and cannot impose taxes. Examples of special districts are water districts, drainage districts, flood control districts, and fire protection districts.

**Special Revenue Fund**—One of five governmental fund types used to account for the proceeds of specific revenue sources that are legally restricted to expenditure for specified purposes.

**Straight-line Depreciation**—Depreciating something by the same (i.e., fixed) amount every year rather than as a percentage of its previous value. Example: a vehicle initially costs \$10,000. If it is depreciated at a rate of \$2,000 per year, it will depreciate to zero in exactly five years.

**Subvention**—Payments by an outside agency (usually from a higher governmental unit) for costs that originate in the County.

**Successor Agencies**—these agencies were established to make payments and perform other functions and obligations (including “Enforceable Obligations”) of former redevelopment agencies, as outlined in ABX1 26 which abolished redevelopment agencies during the 2011-2012 Fiscal Year.

**Supplemental Property Assessments**—Supplemental property assessments are created when the Assessor reassesses a property due to a change in ownership, an addition, such as a new home on a vacant lot, a new pool, or the addition of a room made to an existing property. A supplemental assessment may result in an increase or decrease from values already assessed on the regular annual tax roll.

**Supercircular** – Issued by the Federal Office of Management and Budget, 2 CFR Chapter I, Chapter II, Part 200 defines Uniform Administrative Requirements, Cost Principles and Audit Requirements for Federal Awards. The Supercircular will provide the basis for County cost allocation plans, and defines the standards for Federal claiming/reporting and the Single Audit.

**Supplemental Property Taxes**—Supplemental property taxes are the additional taxes charged or refunds due based on any supplemental assessments enrolled by the Assessor (see Supplemental Property Assessments).

**TSP**—Tenth Street Place

**TANF**—Temporary Assistance for Needy Families

**TOT**—Transient Occupancy Tax

**TRRP**—Tuolumne River Regional Park

**Tangible Assets**—Assets that have physical substance.

**Tax Allocation Bonds**—Bonds that were issued in conjunction with a redevelopment project. The taxes pledged to their repayment come from the increase of assessed value over and above a pre-established base. The redevelopment created this added value, now referred to as Redevelopment Property Tax funds (previously known as the tax increment).

**Tax Levy**—The amount of tax dollars billed to taxpayers based on the imposition of the property tax rate on the assessed valuation.

**Tax Loss Reserve Funds**—As required by California Tax and Revenue Code Section 4703.2, in each county that elects to adopt the procedure authorized by this chapter and elects to be governed by this Section rather than Section 4703, there shall be created a tax loss reserve fund. The tax loss reserve fund shall be used exclusively to cover losses that may occur in the amount of tax liens as a result of special sales of tax-defaulted property. In a county electing to be subject to this section, the tax loss reserve fund shall be maintained at not less than 25 percent of the total delinquent secured taxes and assessments for participating entities in the county as calculated at the end of the fiscal year. At the end of the fiscal year, amounts in the tax loss reserve fund that are in excess of 25 percent of the total delinquent secured taxes and assessments for participating entities in the county may be credited to the county general fund.

**Tax Roll**—A list of all taxable property within a jurisdiction.

**Teeter Plan**—The County and its political subdivisions operate under the provisions of Section 4701-4717 of the California Revenue and Taxation Code (otherwise known as the “Teeter Plan”). Under this method, the accounts of all political subdivisions that levy taxes on the County tax roll are credited with 100 percent of their respective secured tax levy, regardless of the actual payments and delinquencies.

**Trial Court Funding Act**—Lockyer-Isenberg Trial Court Funding Act of 1997

**Triple-Flip**—A complicated financing plan developed by the State in their 2003-2004 budget.

**Transient Occupancy Tax**—A tax collected by a hotel/motel operator for a percentage of the room rent paid by each transient, which is then due the County.

**Trust Funds**—Funds to account for assets held by a government in a trustee capacity for individuals, private organizations, other governments, and/or other funds.

**UCCE**—University of California Cooperative Extension

**USDA**—United States Department of Agriculture

**Unassigned Fund Balance**—The residual classification for the General Fund, including all amounts not contained in the other classifications. Unassigned amounts are technically available for any purpose.

**Unencumbered**—The portion of an appropriation not yet expended or encumbered.

**Unincorporated Area**—Geographic portions of Stanislaus County which are not within incorporated cities.

**Unsecured Property Tax**—A tax on properties such as office furniture, equipment, and boats, which are not located on property owned by the assessee.

**Upload**—To transfer data or programs, usually from a peripheral computer to a central, often remote, computer.

**User Department**—A department that pays for services received from another County department, with payment made through an Intrafund or Interfund transfer.

**VA**—Veterans Affairs

**VLf**—Vehicle License Fee

**VOCA**—Victims of Crime Act

**Weighted Labor Rate**—An hourly cost for an employee that includes salary, payroll benefits, health insurance, vacation, and department overhead and indirect costs. Employee weighted labor rates may vary because of a difference in salary rates, the benefits selected from the cafeteria plan, the difference in overhead costs between departments, and the annual vacation accrual of employees.

**WIC—Women, Infants and Children**—A Federal program aimed at safeguarding the health of low-income women, infants, and children up to age five who are at nutritional risk by providing nutritious foods to supplement diets, information on healthy eating, and referrals to health care.

**Wraparound**—Wraparound is an approach to implementing individualized, comprehensive services for youth with complicated multi-dimensional problems and is an alternative to residential placement whereby a wide array of services are provided to children and their caretakers in less restrictive community settings – parents' home, foster homes, and group homes. Wraparound is a family-centered, strengths-based approach to developing an individualized service plan that allows a child to live in a normalized setting outside of residential care.

**Williamson Act**—The Williamson Act provides for lowered property taxes for lands maintained in agricultural and certain open space uses. The landowner enters into a contract with the County or city to restrict land uses to those compatible with agriculture, wildlife habitat, scenic corridors, recreational use,

or open space. In return, the local authorities calculate the property tax assessment based on the actual use of the land instead of its potential value assuming full commercial development.

**Yield**—The rate of annual income return on an investment expressed as a percentage.



# Alphabetical Index





# ALPHABETICAL INDEX

## -A-

### AGRICULTURAL COMMISSIONER

Agricultural Commissioner ..... 374

### ALLIANCE WORKNET

Alliance Worknet..... 355

StanWORKS ..... 358

### AREA AGENCY ON AGING

Area Agency on Aging ..... 237

Veterans' Services..... 240

### ASSESSOR.....

495

### AUDITOR-CONTROLLER .....

501

## -B-

### BEHAVIORAL HEALTH AND RECOVERY SERVICES

Behavioral Health and Recovery Services..... 246

Alcohol and Drug Program ..... 252

Managed Care..... 255

Mental Health Services Act ..... 259

Public Guardian ..... 264

Stanislaus Recovery Center ..... 267

### BOARD OF SUPERVISORS

Board of Supervisors ..... 506

## -C-

### CHIEF EXECUTIVE OFFICE

Office of Emergency Services/Fire Warden..... 91

Office of Emergency Services Homeland Security Grants..... 94

County Fire Service Fund ..... 96

Operations and Services ..... 512

Risk Management Division ..... 517

### CHIEF EXECUTIVE OFFICE—CAPITAL PROJECTS FUND

Courthouse Construction Fund ..... 99

Criminal Justice Facilities Fund ..... 101

**CHIEF EXECUTIVE OFFICE—COUNTY OPERATIONS**

Airport..... 520  
Appropriations for Contingencies..... 522  
Capital Improvement Financing Authority..... 524  
County Court Funding..... 103  
County Facilities ..... 526  
Crows Landing Air Facility ..... 528  
Debt Service ..... 530  
Department of Justice Drug and Alcohol ..... 106  
DNA Identification Fund Prop 69 ..... 108  
Focus on Prevention..... 536  
General Fund Contribution to Other Programs ..... 539  
General Fund Match-Vehicle License Fee..... 542  
Jail Medical Program ..... 110  
Mandated County Match..... 544  
Plant Acquisition ..... 546

**CHIEF EXECUTIVE OFFICE—ECONOMIC DEVELOPMENT BANK**

Economic Development Bank..... 360

**CHIEF EXECUTIVE OFFICE—RISK MANAGEMENT SELF-INSURANCE FUNDS**

Dental Self-Insurance ..... 548  
General Liability Self-Insurance ..... 550  
Medical Self-Insurance ..... 553  
Other Employee Benefits..... 556  
Professional Liability Self-Insurance ..... 558  
Unemployment Self-Insurance ..... 561  
Vision Care Self-Insurance ..... 563  
Worker's Compensation Self-Insurance..... 565

**CHILD SUPPORT SERVICES ..... 272**

**CHILDREN AND FAMILIES COMMISSION ..... 279**

**CLERK-RECORDER**

Recorder Division ..... 570  
Elections Division ..... 572  
Modernization Trust Fund..... 575  
Vital and Health Statistics ..... 577

**COMMUNITY SERVICES AGENCY**

Services and Support ..... 287  
County Children's Fund ..... 297  
General Assistance..... 299  
IHSS Public Authority-Administration..... 302  
IHSS Public Authority-Benefits ..... 305

IHSS Provider Wages.....	308
Integrated Children's Services.....	311
Public Economic Assistance.....	313

**COOPERATIVE EXTENSION**

Cooperative Extension.....	381
Farm and Home Advisors Research Trust.....	384

<b>COUNTY COUNSEL</b> .....	581
-----------------------------	-----

**-D-**

**DISTRICT ATTORNEY**

Criminal Division.....	115
Arson Task Force.....	119
Auto Insurance Fraud Prosecution.....	121
Consumer Fraud Prosecution Program.....	123
Criminal Division Asset Forfeiture.....	125
Federal Asset Forfeiture.....	127
Office of Traffic Safety Impaired Driver Vertical Prosecution Program.....	129
Real Estate Fraud Prosecution.....	132
Rural Crimes Prevention Program.....	134
Unserved/Underserved Victims Advocacy and Outreach Program.....	136
Vertical Prosecution Block Grant.....	138
Victim Compensation and Government Claims.....	140
Victim Services Program.....	142

**-E-**

**ENVIRONMENTAL RESOURCES**

Environmental Resources.....	394
AB 939/Source Reduction and Recycle.....	400
Abandoned Vehicle Abatement.....	403
Beverage Container Recycling.....	405
Code Enforcement Abatement.....	408
Disclosure Program.....	410
E-Waste Collection Facility.....	412
Fink Road Landfill.....	414
Geer Road Landfill.....	417
Household Hazardous Waste.....	420
Trust Fund.....	422
Underground Storage Tank Pilot Program.....	424
Used Oil Recycling.....	426
Vehicle Registration Fee Surcharge.....	429
Waste Tire Enforcement Grant.....	431

-G-

**GENERAL SERVICES AGENCY**

Administration..... 586  
Central Services Division..... 588  
Facilities Maintenance Division..... 590  
Fleet Services Division ..... 594  
12<sup>th</sup> Street Office Building ..... 598  
Utilities ..... 600

**GRAND JURY** ..... 145

-H-

**HEALTH SERVICES AGENCY**

Administration..... 322  
Clinic and Ancillary Services..... 326  
Emergency Medical Services Discretionary Fund..... 329  
Indigent Health Care Program (IHCP) ..... 331  
IHCP-Emergency Medical Services Hospital..... 335  
IHCP-Emergency Medical Services Physicians..... 338  
Public Health ..... 341  
Public Health Vital and Health Statistics ..... 345

-I-

**INTEGRATED CRIMINAL JUSTICE INFORMATION SYSTEM** ..... 149

-L-

**LIBRARY** ..... 364

-P-

**PARKS AND RECREATION**

Parks and Recreation ..... 435  
Fish and Wildlife ..... 440  
Modesto Reservoir Patrol ..... 442  
Off-Highway Vehicle Fund ..... 444  
Regional Water Safety Training Center ..... 446  
Tuolumne River Regional Park..... 448

**PLANNING AND COMMUNITY DEVELOPMENT**

Planning and Community Development..... 452  
Building Permits..... 455  
Dangerous Building Abatement ..... 458  
General Plan Maintenance ..... 461

Salida Planning Efforts .....	463
Special Revenue Grants .....	465
Successor Housing Agency .....	468

**PROBATION**

Administration .....	154
Community Corrections Partnership .....	156
Corrections Performance Incentive Fund .....	158
Field Services .....	161
Institutional Services .....	164
Juvenile Accountability Block Grant .....	166
Juvenile Commitment Facility .....	169
Juvenile Justice Crime Prevention Act .....	171
Local Community Corrections .....	173
Ward Welfare Fund .....	176
Youthful Offender Block Grant .....	178

**PUBLIC DEFENDER**

Public Defender .....	182
Indigent Defense .....	185

**PUBLIC WORKS**

Administration .....	472
Engineering .....	474
Local Transit System .....	477
Morgan Shop .....	480
Road and Bridge .....	483

-S-

**SHERIFF**

Administration .....	190
CAL ID Program .....	193
CAL-MMET Program .....	195
Civil Process Fee .....	197
Contract Cities .....	199
Court Security .....	203
Dedicated Funds .....	206
Detention .....	208
Driver Training Program .....	212
Jail Commissary/Inmate Welfare .....	214
Justice Assistance Grant .....	216
Operations .....	218
Vehicle Theft Unit .....	225

**STRATEGIC BUSINESS TECHNOLOGY**

Strategic Business Technology .....	605
Strategic Business Technology-Telecommunications .....	609

-T-

**TREASURER**

Admin/Taxes.....	614
Revenue Recovery .....	616
Treasury Division.....	619